

Lethbridge Hurricanes vs. Seattle Thunderbirds

October 25th, 2023 – 7:00pm

ENMAX Centre



Officials

Referee: #26 Ben SOLOMON, #86 Derek BANDSTRA

Linesmen: #87 Mike ROBERTS, #124 David GILFOY

VGJ: Brent WOODS

Around the WHL

Prince Albert at Swift Current

Victoria at Kelowna

Tri-City at Everett



LETHBRIDGE HURRICANES vs. SEATTLE THUNDERBIRDS - OCTOBER 25, 2023



REFEREES:

#26 Ben SOLOMON, #86 Derek BANDSTRA

LINESMEN:

#87 Mike ROBERTS, #124 David GILFOY

VGJ

Brent WOODS



LETHBRIDGE HURRICANES (7-5-1-0)

5th East Conf. / Home: 4-0-1-0 / Road: 3-5-0-0

#	PLAYER	HT	WT	POS	YOB	GP	G	A	PTS	+/-	PIM
2	LOGAN McCUTCHEON	5'9	157	D	(04)	13	2	5	7	-1	0
3	CHASE PAULS ** (A)	6'5	220	D	(03) L	11	2	2	4	-1	13
6	KALE TIPLER *	5'10	150	D	(06)	3	0	3	3	+3	0
7	JOE ARNTSEN ** (C)	6'3	211	D	(03)	11	1	5	6	-3	13
8	NOAH CHADWICK (A) 🇨🇦	6'4	200	D	(05)	11	3	8	11	+5	8
9	TRISTEN DOYLE	5'9	180	D	(06)	13	0	4	4	E	6
11	LUKE COZENS *	6'0	162	F	(06)	12	0	2	2	-2	2
12	KOOPER GIZOWSKI	6'0	169	F	(05)	11	1	0	1	+1	4
14	MIGUEL MARQUES	5'11	172	F	(06)	13	4	9	13	+1	14
15	TRAE WILKE	6'0	190	F	(06)	13	4	4	8	+2	8
16	DUSTIN RENAS	6'1	168	F	(05)	12	3	2	5	-1	4
17	WILL SHARPE *	6'0	190	D	(07)	12	0	2	2	+1	12
18	LOGAN WORMALD	5'9	153	F	(05)	11	3	7	10	+3	6
19	BRAYDEN EDWARDS	6'1	185	F	(04) L	13	6	6	12	+5	8
21	TYSON ZIMMER	6'0	191	F	(04)	13	4	3	7	-2	13
23	CARTER DERENIWSKY	5'10	170	F	(04)	9	3	1	4	+2	0
24	COLE CAIRNS *	5'9	155	F	(06)	3	0	0	0	-2	0
26	BLAKE SWETLIKOFF ** (A)	6'0	170	F	(03)	13	1	3	4	+2	8
27	ELIAS KNOESTER *	5'10	164	F	(05) L	11	0	2	2	E	0
28	LEO BRAILLARD	5'10	172	F	(05)	2	0	4	4	E	0
29	LANDEN WARD *	6'3	205	F	(06)	13	2	2	4	E	25

#	PLAYER	HT	WT	POS	YOB	GP	REC	GAA	SV%	SO
31	BRADY SMITH *	6'1	190	G	(05)	3	0-2-0-0	3.65	.875	0
35	HARRISON MENEGHIN	6'3	170	G	(04)	11	7-3-1-0	2.04	.937	1

L = Late Birthday * = Rookie ** = Overage

General Manager: Peter Anholt

Head Coach: Bill Peters

Assistant Coach/Assistant GM: Matt Anholt

Assistant Coach: Ryan Aasman

Video Coach: Drew Owsley

Goaltending Consultant: Brodan Salmond

Skills & Development Coach: Charlie Mattersdorfer

Strength & Conditioning Coach: Trevor Hardy

Athletic Therapist: Marty Palechuk

Equipment Manager: Rhett White



SEATTLE THUNDERBIRDS (7-1-0-0)

3rd West Conf. / Home: 2-1-0-0 / Road: 5-0-0-0

#	PLAYER	HT	WT	POS	YOB	GP	G	A	PTS	+/-	PIM
2	BRAEDEN WYNNE	6'2	175	D	(04)	3	0	0	0	E	0
4	JEREMY HANZEL ** 🇨🇦	6'1	200	D	(03)	7	3	9	12	+12	5
5	HYDE DAVIDSON	6'2	170	D	(06)	8	0	1	1	+3	2
7	JORDAN GUSTAFSON	6'0	184	F	(04)	0	0	0	0	0	0
8	BRYCE PICKFORD	6'0	170	D	(06)	8	1	1	2	-2	10
9	COSTER DUNN	6'1	177	F	(05)	7	2	1	3	+2	10
14	KEVIN KORCHINSKI	6'3	192	D	(04)	0	0	0	0	0	0
17	BRENDAN RUDOLPH * (AP)	5'11	175	F	(08)	1	0	0	0	E	0
18	SAM POPOWICH **	5'9	171	F	(03)	7	4	4	8	+1	9
20	CRU HANAS	6'3	185	F	(05)	7	0	1	1	-1	6
22	SIMON LOVSIN *	6'0	176	F	(06)	7	1	2	3	-2	11
26	NICO MYATOVIC 🇨🇦	6'3	187	F	(04) L	4	2	3	5	+3	2
27	KALEB HARTMANN *	5'11	185	D	(07)	8	0	0	0	-1	4
28	ERIC ALARIE **	6'2	202	F	(03)	11	2	5	7	+1	8
43	SAWYER MYNIO 🇨🇦	6'1	180	D	(05)	3	1	1	2	+2	6
44	OWEN BOUCHER	6'2	184	D	(04)	8	1	1	2	-1	15
59	GRACYN SAWCHYN	5'11	155	F	(05)	7	3	8	11	+6	0
77	KAZDEN MATHIES *	5'11	173	F	(07)	8	2	1	3	+1	4
81	NISHAAN PARMAR *	6'1	200	F	(06)	8	0	2	2	-1	4
85	LUCA HAUF	6'0	188	F	(04)	8	4	4	8	-1	4
86	BRAEDEN COOTES *	5'11	170	F	(07)	8	4	2	6	+3	0
89	ANTONIO MARTORANA *	5'8	162	F	(07)	8	4	1	5	+5	2
91	SAMUEL CHARKO *	6'0	183	F	(07)	7	0	1	1	+2	0

#	PLAYER	HT	WT	POS	YOB	GP	REC	GAA	SV%	SO
1	SPENCER MICHNIK *	6'2	196	G	(06) L	4	3-0-0-0	1.80	.944	0
33	SCOTT RATZLAFF 🇨🇦	6'1	175	G	(05)	5	4-1-0-0	3.45	.886	0

L = Late Birthday * = Rookie ** = Overage

Vice-President, Hockey Operations: Russ Farwell

General Manager: Bil La Forge

Assistant General Manager: Jared Crooks

Head Coach: Matt O'Dette

Assistant Coach: Matt Marquardt

Assistant Coach: Carter Cochrane

Goaltending Coach: Brad Guzda

Athletic Trainer: Phil Varney

Equipment Manager: Ryan Campbell

Forward Line Combinations

Defence Pairs

Goaltenders

Out of Line-up

* BOLD/HIGHLIGHTED INDICATES STARTING LINE-UP + INDICATES GAME-TIME DECISION



Forward Line Combinations

Defence Pairs

Goaltenders

Out of Line-up

* BOLD/HIGHLIGHTED INDICATES STARTING LINE-UP + INDICATES GAME-TIME DECISION

<div>  LETHBRIDGE HURRICANES HOCKEY CLUB  </div>																
2023-2024 REGULAR SEASON ROSTER																
As of Oct. 25, 2023																
NO	FORWARDS (14)	POS	SH	HT	WT	HOMETOWN	D.O.B	2022-2023 SEASON	LEAGUE	GP	G	A	PTS	PIM	DRAFT	PRONUNCIATION
11	Cozens, Luke *	C	R	6'0	162	Whitehorse, YT	June 30/06	Yale Hky Aca. U18	CSSHL	31	16	25	41	2	Eligible 2024	CUZ-ins
12	Gizowski, Kooper	LW	L	5'10	169	Edmonton, AB	May 5/05	Spokane Chiefs	WHL	65	11	15	26	35	Eligible 2024	GIHZ-owe-skee
14	Marques, Miguel	RW	R	5'11	172	Prince George, BC	Mar. 8/06	Lethbridge Hurricanes	WHL	59	8	12	20	35	Eligible 2024	MIG-elle / MAR-kiss
15	Wilke, Trae	LW	L	6'0	190	Saskatoon, SK	Apr. 20/06	Lethbridge Hurricanes	WHL	35	2	5	7	16	Eligible 2024	TRAY / WILL-key
16	Renas, Dustin	RW	R	6'1	168	Saskatoon, SK	July 18/05	Lethbridge Hurricanes	WHL	53	2	6	8	45	Eligible 2024	REE-niss
18	Wormald, Logan	LW	L	5'9	153	Langley, BC	Aug. 12/05	Lethbridge Hurricanes	WHL	66	22	22	44	52	Eligible 2024	WURR-muhld
19	Edwards, Brayden	C	R	6'1	185	Abbotsford, BC	Dec. 23/04	Lethbridge Hurricanes	WHL	68	10	18	28	36	Eligible 2024	ED-words
21	Zimmer, Tyson	C	R	6'0	191	Russell, MB	Sept. 5/04	Lethbridge Hurricanes	WHL	64	19	29	48	32	Eligible 2024	ZIM-murr
23	Dereniowsky, Carter	RW	R	5'10	168	Canora, SK	Feb. 27/04	Victoria Royals	WHL	51	8	10	18	22	Eligible 2024	DARE-uh-new-skee
24	Cairns, Cole *	RW	R	5'9	155	Winnipeg, MB	June 1/06	RINK Winnipeg U18	CSSHL	19	5	11	16	26	Eligible 2024	KAIR-ns
26	Swetlikoff, Blake **	C	R	6'0	170	Regina, SK	May 29/03	Spokane/Lethbridge	WHL	64	15	28	43	16	Free Agent	SWET-luh-KOFF
27	Knoester, Elias *	RW	R	5'10	164	Malmo, SWE	Oct. 29/05	Malmo Redhawks J20	J20 Nat.	42	9	9	18	18	Eligible 2024	ILL-ee-us / NAH-stir
28	Braillard, Leo	RW	L	5'9	155	La Chaux-de-Fonds, SWI	July 5/05	Shawinigan Cataractes	QMJHL	41	8	14	22	6	Eligible 2024	BRAY-YAR
29	Ward, Landen *	LW	L	6'3	205	Lloydminster, AB	Apr. 19/06	Lloydminster Bobcats U18	AEHL U18	26	6	9	15	88	Eligible 2024	WARD
NO	DEFENCE (7)	POS	SH	HT	WT	HOMETOWN	D.O.B	2022-2023 SEASON	LEAGUE	GP	G	A	PTS	PIM	DRAFT	PRONUNCIATION
2	McCutcheon, Logan	RD	R	5'9	157	Saskatoon, SK	Jan. 19/04	Lethbridge Hurricanes	WHL	68	4	29	33	8	Eligible 2024	MUH-cutch-IN
3	Pauls, Chase **	RD	R	6'5	220	Osler, SK	Oct. 7/03	Lethbridge Hurricanes	WHL	66	7	13	20	65	Free Agent	PAULS
6	Tipler, Kale *	RD	R	5'10	150	Edgerton, AB	Aug. 15/06	Lloydminster Bobcats U18	AEHL U18	36	7	8	15	85	Eligible 2024	TIP-lurr
7	Arntsen, Joe **	LD	L	6'3	211	Dinsmore, SK	May 22/03	Lethbridge Hurricanes	WHL	68	11	24	35	90	Free Agent	ARN-son
8	Chadwick, Noah	LD	L	6'4	200	Saskatoon, SK	May 10/05	Lethbridge Hurricanes	WHL	67	5	15	20	16	TOR (6/185) '23	CHAD-wick
9	Doyle, Tristen	RD	R	5'9	180	Bonnyville, AB	Feb. 17/06	Lethbridge Hurricanes	WHL	58	4	6	10	16	Eligible 2024	DOYLE
17	Sharpe, Will *	LD	L	6'0	190	South Delta, BC	Mar. 7/07	Yale Hky Aca. U18	CSSHL	23	7	16	23	44	Eligible 2025	SHARP
NO	GOALTENDER (2)	POS	C	HT	WT	HOMETOWN	D.O.B	2022-2023 SEASON	LEAGUE	GP	MP	SO	GAA	SV%	DRAFT	PRONUNCIATION
31	Smith, Brady *	G	L	6'1	190	Cloverdale, BC	May 31/05	Coquitlam Express	BCHL	18	-	0	3.26	.886	Eligible 2024	SMITH
35	Meneghin, Harrison *	G	L	6'3	170	South Surrey, BC	Sept. 13/04	Lethbridge Hurricanes	WHL	36	2099	1	2.83	.908	Eligible 2024	MEN-again

* Rookie ** Over Age

General Manager: Peter Anholt

Head Coach: Bill Peters

Assistant Coach/Assistant GM: Matt Anholt

Assistant Coach: Ryan Aasman

Goaltending Consultant: Brodan Salmond

Video Coach: Drew Owsley

Athletic Therapist: Marty Palechuk

Equipment Manager: Rhett White

Strength & Conditioning Coach: Trevor Hardy

Skills & Development Coach: Charlie Mattersdorfer





GAME NOTES



2023-2024 HURRICANES RECORD: 7-5-1-0

Home: 4-0-1-0

Road: 3-5-0-0

LAST GAME: 4-3 Loss at Calgary Hitmen: The Lethbridge Hurricanes had their two-game winning streak end on Sunday with a 4-3 loss to the Calgary Hitmen at Scotiabank Saddledome. Blake Swetlikoff, Tyson Zimmer and Dustin Renas scored in the defeat while Brady Smith made 31-saves in his second career start. Lethbridge outshot Calgary 37-35 while the 'Canes were 2/4 on the power play; Hitmen went 2/5 with the extra man. The loss was the third-straight road loss for the Hurricanes.

VS. THUNDERBIRDS: Tonight will be the only meeting on the season between the Hurricanes and Thunderbirds. Lethbridge dropped a 3-2 overtime loss last season in Seattle in their lone meeting. The 'Canes have posted an all-time record of 15-22-5-2 with three ties against the Thunderbirds while Lethbridge has posted an 11-8-2-0 record with three ties all-time at the ENMAX Centre. The Hurricanes have posted a 1-2-2-0 record in the last five meetings while going just 2-6-3-2 record dating back to 2007-2008.

2023-2024 REGULAR SEASON SERIES

October 25th/2023 – at Lethbridge

2022-2023 REGULAR SEASON SERIES:

January 20th/2023 – at Seattle (3-2 OT SEA)

2023-2024 REGULAR SEASON STATS LEADERS:

Goals (6) – Brayden Edwards

Points (13) – Miguel Marques

PIMS (25) – Landen Ward

Wins (7) – Harrison Meneghin

Save % (.937) – Harrison Meneghin

Assists (9) – Miguel Marques

Plus/Minus (+5) – Noah Chadwick

Shutouts (1) – Harrison Meneghin

Goals Against Average (2.04) – Harrison Meneghin

WHO'S HOT:

- Noah Chadwick has points in 3 straight games (1g-3a); 4 of 5 games (2g-4a); 9 of 11 games (3g-8a)
- Trae Wilke has points in 2 straight games (1g-2a); 4 of 5 games (3g-2a); 5 of 9 games (3g-3a)
- Blake Swetlikoff has points in 2 straight games (1g-1a); 3 of 7 games (1g-2a)
- Leo Braillard has points in 2 straight games (4a)
- Miguel Marques has points in 2 of 3 games (1g-3a); 3 of 5 games (2g-4a); 6 of 10 games (4g-7a)
- Brayden Edwards has points in 2 of 3 games (2g-2a); 3 of 5 games (2g-4a); 6 of 10 games (4g-5a)
- Kale Tipler has points in 2 of 3 games (3a)
- Logan McCutcheon has points in 2 of 4 games (2a); 3 of 5 games (3a); 6 of 13 games (2g-5a)
- Tyson Zimmer has points in 2 of 4 games (1g-1a); 6 of 12 games (4g-3a)
- Joe Arntsen has points in 3 of 8 games (1g-2a); 4 of 10 games (1g-4a)
- Logan Wormald has points in 2 of 3 games (1g-1a); 8 of 11 games (3g-7a)
- Carter Dereniwsky has points in 2 of 5 games (2g-1a); 3 of 7 games (3g-1a)

REGULAR SEASON MILESTONE WATCH:

- Logan McCutcheon is 21 points away from 100 career points
- Logan McCutcheon is 24 games away from 200 career games
- Joe Arntsen is 12 points away from 100 career points
- Noah Chadwick is 9 games away from 100 career games
- Miguel Marques is 18 games away from 100 career games
- Logan Wormald is 8 points away from 100 career points
- Logan Wormald is 18 games away from 150 career games
- Tyson Zimmer is 5 assists away from 50 career assists
- Tyson Zimmer is 20 points away from 100 career points
- Blake Swetlikoff is 11 points away from 100 career points
- Harrison Meneghin is 20 games away from 50 career games

NEWS & NOTES:

Thru 13: The Hurricanes enter tonight with a 7-5-1-0 record (15 points) on the season after 13 games. The 'Canes are 4-0-1-0 at home and 3-5-0-0 on the road so far this season. In 2022-2023, the Hurricanes had posted a 5-8-0-0 record after 12 games.

Home Cookin': After starting the season with seven of their first 10 games on the road, the Hurricanes are in a stretch of 10 games where they will play eight games at home. The 'Canes will face Central Division opponents three times, East Division opponents once and US Division opponents four times during that stretch; Lethbridge is posted a 4-0-1-0 record on home-ice this season.

Immediate Impact: After being claimed off CHL waivers from the QMJHL's Shawinigan Cataractes, 2005-born import forward Leo Brailard has been great in two games for the Hurricanes collecting four assists. He had two helpers in his 'Canes debut on Friday at the ENMAX Centre. Brailard has eight points (2g-6a) in nine CHL games this season.

Western Opposition: Tonight the 'Canes open a stretch where they will face Western Conference opponents nine times in their next 12 games. Lethbridge will face Seattle, Everett, Portland and Wenatchee at home before embarking on a five-game BC Division road trip in the middle of November.

Killin' It: Entering tonight, the Hurricanes have killed off 49 of 56 penalties taken so far this season for a kill rate of 87.5% through the first 13 outings. Last year, the 'Canes held the eighth-best PK including the top ranked home penalty kill. So far, Lethbridge has the fourth-best ranked penalty kill in the WHL this year.

Canada White: Hurricanes defenceman Will Sharpe and prospect Koen Cleaver will represent Canada at the 2023 World Under-17 Hockey Challenge. The duo will both compete for Canada White at the tournament which will take place in Prince Edward Island from November 2-11.

Canada Coach: Hurricanes Assistant Coach and Assistant General Manager Matt Anholt was named as an Assistant Coach for Hockey Canada for the upcoming World Under-17 Hockey Challenge. Anholt will serve on the coaching staff for Canada Red. It is the second straight season the 'Canes have had a coach for the U17's after Ryan Aasman was a Video Coach last year.

Great Start: After returning from the Minnesota Wild's Training Camp, goaltender Harrison Meneghin has been tremendous for the Hurricanes. The South Surrey, BC, product has posted a 7-3-1-0 record in 11 starts posting a 2.03 goals against average and a .937 save percentage with one shutout. Meneghin has posted a 4-0-1-0 record on home-ice with a 0.98 GAA and a .970 SV%.

HOW THE 'CANES WERE BUILT (* indicates rookie / ** indicates overage):

WHL Draft (13): Arntsen**, Chadwick, Cozens*, Doyle, Marques, McCutcheon, Renas, Sharpe*, Smith*, Tipler*, Ward*, Wilke, Wormald

Trade (4): Edwards, Gizowski, Swetlikoff**, Zimmer

CHL Import Draft (1): Knoester* **Listed/Signed (3):** Cairns*, Meneghin, Pauls** **Waivers (1):** Brailard

GEOGRAPHICAL BREAKDOWN (* indicates rookie / ** indicates overage):

Alberta – 4 – (Doyle, Gizowski, Tipler*, Ward*)

BC – 6 – (Edwards, Marques, Meneghin, Sharpe*, Smith*, Wormald)

Saskatchewan – 7 – (Arntsen**, Chadwick, McCutcheon, Pauls**, Swetlikoff**, Renas, Wilke)

Manitoba – 2 – (Cairns*, Zimmer) Yukon – 1 – (Cozens*)

Sweden – 1 – (Knoester*) Switzerland – 1 – (Brailard)

ROSTER AGE BREAKDOWN (* indicates rookie / ** indicates overage):

2003 – 3 – (Arntsen**, Pauls**, Swetlikoff**)

2004 – 4 – (Edwards, McCutcheon, Meneghin, Zimmer)

2005 – 7 – (Brailard, Chadwick, Gizowski, Knoester*, Renas, B.Smith*, Wormald)

2006 – 7 – (Cairns*, Cozens*, Doyle, Marques, Tipler*, Ward*, Wilke)

2007 – 1 – (Sharpe*)

Previous Three Games	Next Three Games (all times MT)
Wed, Oct. 18 th – vs. Calgary Hitmen (3-2 OT Win)	Fri, Oct. 27 th – vs. Calgary Hitmen (7:00pm)
Fri, Oct. 20 th – vs. Red Deer Rebels (4-1 Win)	Wed, Nov. 1 st – vs. Everett Silvertips (7:00pm)
Sun, Oct. 22 nd – at Calgary Hitmen (4-3 Loss)	Fri, Nov. 3 rd – at Medicine Hat Tigers (7:00pm)

EXTRAS:

All-Time Record: The 2023-2024 season is the Hurricanes 37th season in Lethbridge after the Calgary Wranglers relocated to the windy city for the start of the 1987-1988 season. Since arriving in Lethbridge, the Hurricanes have posted a 1,153-1,151-78-58 record along with 96 ties in 2,536 regular season games.

WHL Cup: Hurricanes prospects Dayne Beuker and Chase Petersen both took part in the 2023 WHL Cup in Red Deer representing Team Saskatchewan. Beuker led the tournament with six goals, while adding one assist, in five games. Petersen added one assist in five games helping Saskatchewan win a Bronze medal.

Perfect September: The Hurricanes started the season winning all three games in the month of September to start the year with three straight victories. It was the first time since 2008-2009 that the 'Canes started a season with a perfect 3-0-0-0 record. Lethbridge has posted a 4-5-1-0 record so far in October.

New Bench Boss: The Hurricanes announced Bill Peters the 15th head coach in team history on August 30th. Peters, who has served as head coach of the Carolina Hurricanes and Calgary Flames, returns to the WHL for the first time since 2008. He helped guide the Spokane Chiefs to a WHL and Memorial Cup Championship in 2008 before going to professional hockey. He has posted a 119-96-14 record in the WHL.

Seabs Is In: Lethbridge will induct alumnus Brent Seabrook into the Hurricanes Wall of Honour in the Player Category in January. The three-time Stanley Cup Champion and Olympic gold medalist spent four seasons with the 'Canes appearing in 264 regular season games totaling 176 points (39g-137a) along with 397 penalty minutes. Seabrook will also headline the 2024 Celebrity Dinner for the Hurricanes. Seabrook has also been named to the management group for the 2024 National Junior Team.

Canada's Guy: Hockey Canada announced on March 22nd that Hurricanes General Manager Peter Anholt will serve as the Management Lead for the Canadian Men's National Junior Team at the 2024 IIHF World Junior Championship in Gothenberg, Sweden in December. Anholt helped lead Canada's U18 team to a gold medal at the 2022 Hlinka Gretzky Cup in Red Deer.

Fresh Ink: On October 3rd, the Hurricanes announced the signing of 2008-born goaltender Brody Rotar to a WHL Scholarship and Development Agreement. Rotar joined Grady Pichette and Chase Petersen, along with Gavin Lesiuk, to have signed out of the 2023 WHL Draft class.

Donation Trio: Hurricanes players Miguel Marques, Tristen Doyle and Will Sharpe have all pledged to donate \$10.00 for each point they register during the 2023-2024 campaign, with \$5.00 going to KidSport Lethbridge & Taber and \$5.00 going to the Canadian Cancer Society.

Camping Life: The Hurricanes had four players attend NHL camps this fall. Defenceman Joe Arntsen attended the New York Rangers camp, Chase Pauls went to Los Angeles Kings and Noah Chadwick Toronto Maple Leafs camp while goaltender Harrison Meneghin went to the Minnesota Wild camp.

Gone Pro: On August 10th, the Hurricanes announced that Brent Kisio resigned as head coach after eight years at the helm to accept an assistant coaching job with the Henderson Silver Knights of the American Hockey League. Kisio left the 'Canes as the winningest coach in team history posting a 267-176-44 regular season record while qualifying for the playoffs each season.

New Tendency Coach: The Hurricanes announced that Brodan Salmond as the new goaltending consultant taking over from the outgoing Kevin Swanson. Salmond spent parts of four seasons in the WHL with the Kelowna Rockets and Moose Jaw Warriors. He spent the last four years playing with the University of Calgary Dinos. Brodan is the son of Hockey Canada executive Scott Salmond.

Double Dare: Lethbridge acquired 2004-born forward Carter Dereniwsky on Tuesday from the Victoria Royals in exchange for an eighth-round draft pick. Dereniwsky has appeared in 76 career regular season games totaling 23 career points (10g-13a) along with 36 penalty minutes with the Royals. He recorded 18 points (8g-10a) and 22 penalty minutes in 51 games in 2022-2023 with Victoria.

Off-Season Acquisition: On August 14th, the Hurricanes swung a deal to acquired 2005-born forward Kooper Gizowski and a seventh-round draft pick from the Spokane Chiefs in exchange for a fourth-round pick in the 2026 draft. Gizowski, from Edmonton, was a second-round pick by the Chiefs in 2020. He totalled 26 points (11g-15a) in 65 games with Spokane last season.

MORE EXTRAS:

Swedish Touch: The Hurricanes selected 2005-born forward Elias Knoester with their lone pick in the 2023 CHL Import Draft selecting him in the first round (42nd overall). The product of Olofstrom, Sweden became just the third player to hail from Sweden to be taken by the Hurricanes joining Albin and Axel Blomqvist.

Maple Leafed: Hurricanes defenceman Noah Chadwick was drafted by the Toronto Maple Leafs in the 2023 NHL Entry Draft. He was selected in the sixth round (185th overall) by the Leafs. Chadwick became the third 'Cane ever to be selected by Toronto and the first since Andrew Nielsen in 2015. He was the 81st player in Hurricanes history to have his name called in the NHL Draft.

35+ Wins: Lethbridge ended the 2022-2023 regular season with 36 victories marking the fifth time in the last seven seasons (not including the shortened 2021 season) that the 'Canes have reached the 35-win mark. It was the 13th time in team history the 'Canes reached that plateau. It is also the seventh consecutive season recording 30-or-more wins, the longest stretch in franchise history.

Second Team All-Star: Hurricanes rookie goaltender Harrison Meneghin was named as a Central Division Second Team All-Star by the WHL in 2022-2023. He finished last season with a record of 19-12-2-2 with a 2.83 GAA and a .908 SV% with one shutout. Meneghin's 19-victories marked the fourth most in Hurricanes history for a rookie goaltender, behind Logan Koopmans, Juha Metsola and Carl Tetachuk.

Home Cookin': Lethbridge finished the 2022-2023 regular season with a 21-10-1-2 record at the ENMAX Centre. The 21-wins at home was the fifth most among Eastern Conference teams and second-most among Central Division teams. It was the 16th time in team history the 'Canes have won 20-or-more games in a season at home – the Hurricanes all-time record is 32 victories recorded in 1989-1990.

Tight Games: The Hurricanes posted an impressive 16-9-3-3 record in one-goal games during the 2022-2023 regular season, collecting a win percentage of .709 in one-goal contests. The 16 victories in games decided by a single goal were second in the WHL behind Winnipeg's 18. Lethbridge led the WHL having played in a total of 31 one-goal games, four more than Swift Current's 27 one-goal games.

Cozens 2.0: Hurricanes forward Luke Cozens is the second brother of the Cozens family to suit up for the Hurricanes. Luke is the younger brother of former Hurricane, and current Buffalo Sabre, Dylan Cozens. Dylan spent parts of four seasons with the 'Canes appearing in 179 games totaling 223 points (95g-128a) finishing in the top-20 in franchise goals, assists and points.

Pure Bred: Hurricanes rookie forward Landen Ward is the third member of his family to play in the Western Hockey League. Landen is the younger brother of Mason Ward who spent four years in the WHL playing with Red Deer, Brandon and Swift Current. Landen's father is Lance Ward who also spent four years with the Red Deer Rebels before embarking on a 12-year professional career that included 209 NHL games.

Hurricanes 2023-2024 Transactions:

- **Oct. 19th** – Hurricanes claimed 2005-born import forward Leo Brailard off CHL Waivers from the QMJHL's Shawinigan Cataractes
- **Oct. 12th** – Hurricanes acquired an eighth-round draft pick (2027) from the Everett Silvertips in exchange for 2004-born forward Hayden Smith
- **Oct. 11th** – Hurricanes added 2006-born forward Cole Cairns to their roster
- **Oct. 11th** – Hurricanes waived 2004-born import forward Anton Astashevich
- **Oct. 3rd** – Hurricanes signed 2008-born goaltender Brody Rotar to a WHL Scholarship & Development Agreement
- **Sept. 28th** – Hurricanes acquired a sixth-round draft pick (2026) from the Moose Jaw Warriors in exchange for 2005-born defenceman Aiden Ziprick
- **Sept. 19th** – Hurricanes acquired 2004-born forward Carter Dereniwsky from the Victoria Royals in exchange for a conditional eighth-round draft pick (2025)
- **Aug. 14th** – Hurricanes acquired 2005-born forward Kooper Gizowski and a seventh-round draft pick (2026) from the Spokane Chiefs in exchange for a fourth-round draft pick (2026)

LETHBRIDGE HURRICANES STREAKS/LASTS (REG SEASON)

#	PLAYER	w/ G	w/o G	w/ A	w/o A	w/ P	w/o P	Last Goal	Last Assist
2	Logan McCUTCHEON	-	8	1	-	1	-	Oct. 6 vs. MJ	Oct. 22 at CGY
3	Chase PAULS **	-	1	-	9	-	1	Oct. 20 vs. RD	Oct. 1 at EDM
6	Kale TIPLER *	-	5	-	1	-	1	No Career Goals	Sept. 23 at SC
7	Joe ARNTSEN **	-	6	-	1	-	1	Oct. 9 at EDM	Oct. 20 vs. RD
8	Noah CHADWICK	-	2	3	-	3	-	Oct. 18 vs. CGY	Oct. 22 at CGY
9	Tristen DOYLE	-	14	-	6	-	6	Mar. 24 vs. RD	Oct. 9 at EDM
11	Luke COZENS *	-	13	-	8	-	8	No Career Goals	Oct. 1 at EDM
12	Kooper GIZOWSKI	-	6	-	14	-	6	Oct. 9 at EDM	Mar. 18 at TC (w/ SPO)
14	Miguel MARQUES	-	2	-	1	-	1	Oct. 18 vs. CGY	Oct. 20 vs. RD
15	Trae WILKE	-	1	2	-	2	-	Oct. 20 vs. RD	Oct. 22 at CGY
16	Dustin RENAS	1	-	-	4	1	-	Oct. 22 at CGY	Oct. 13 at MJ
17	Will SHARPE *	-	14	-	5	-	5	No Career Goals	Oct. 9 at EDM
18	Logan WORMALD	1	-	-	2	1	-	Oct. 18 vs. CGY	Oct. 13 at MJ
19	Brayden EDWARDS	-	1	-	2	-	1	Oct. 20 vs. RD	Oct. 18 vs. CGY
21	Tyson ZIMMER	1	-	-	3	1	-	Oct. 22 at CGY	Oct. 14 at REG
23	Carter DERENIWSKY	-	2	-	4	-	2	Oct. 9 at EDM	Oct. 6 vs. MJ
24	Cole CAIRNS *	-	6	-	6	-	6	No Career Goals	No Career Assists
26	Blake SWETLIKOFF **	1	-	-	1	2	-	Oct. 22 at CGY	Oct. 20 vs. RD
27	Elias KNOESTER *	-	11	-	2	-	2	No Career Goals	Oct. 14 at REG
28	Leo BRAILLARD	-	2	2	-	2	-	No WHL Goals	Oct. 22 at CGY
29	Landen WARD *	-	10	-	2	-	2	Sept. 29 at EDM	Oct. 18 vs. CGY

#	PLAYER	LAST START	LAST WIN	LAST REG LOSS	LAST SHUTOUT	LAST POINT
31	Brady SMITH *	Oct. 22 at CGY	No Career Wins	Oct. 22 at CGY	No Career Shutouts	No Career Points
35	Harrison MENEKHIN	Oct. 20 vs. RD	Oct. 20 vs. RD	Oct. 14 at REG	Oct. 6 vs. MJ	No Career Points



Lethbridge Hurricanes Hockey Club

2023-2024 Team Statistics



2023-10-24

NO.	PLAYER	GP	G	A	PTS	+/-	PIM	PPG	PPA	SHG	SHA	GWG	FOW	FOT	FO%	SHOTS
2	Logan McCutcheon	13	2	5	7	-1	0	0	2	0	0	0	0	0	0%	30
3	Chase Pauls **	11	2	2	4	-1	13	0	0	0	0	0	0	0	0%	21
6	Kale Tipler *	3	0	3	3	3	0	0	0	0	1	0	0	0	0%	2
7	Joe Arntsen **	11	1	5	6	-3	11	0	1	0	0	0	0	0	0%	22
8	Noah Chadwick	11	3	8	11	5	8	1	1	0	0	0	0	0	0%	27
9	Tristen Doyle	13	0	4	4	0	6	0	2	0	1	0	0	0	0%	15
11	Luke Cozens *	12	0	2	2	-2	2	0	0	0	0	0	33	57	57.9%	17
12	Kooper Gizowski	11	1	0	1	1	4	1	0	0	0	0	4	7	57.1%	16
14	Miguel Marques	13	4	9	13	1	14	2	2	0	0	1	5	5	100%	45
15	Trae Wilke	13	4	4	8	2	8	1	1	0	0	2	11	21	52.4%	23
16	Dustin Renas	12	3	2	5	-1	4	0	0	0	0	0	0	3	0.0%	20
17	Will Sharpe *	12	0	2	2	1	12	0	0	0	0	0	0	0	0%	14
18	Logan Wormald	11	3	7	10	3	6	0	3	0	0	1	0	2	0.0%	36
19	Brayden Edwards	13	6	6	12	5	8	1	1	1	0	0	131	272	48.2%	29
21	Tyson Zimmer	13	4	3	7	-2	13	2	1	0	0	1	73	168	43.5%	40
23	Carter Dereniwsky	9	3	1	4	2	0	1	0	0	0	0	2	4	50.0%	14
24	Cole Cairns *	3	0	0	0	-2	0	0	0	0	0	0	0	0	0%	1
26	Blake Swetlikoff **	13	1	3	4	2	8	1	2	0	0	0	102	198	51.5%	24
27	Elias Knoester *	11	0	2	2	0	0	0	0	0	0	0	0	3	0.0%	12
28	Leo Braillard	2	0	4	4	0	0	0	3	0	0	0	1	1	0.0%	2
29	Landen Ward *	13	2	2	4	0	25	0	1	0	0	1	0	3	0.0%	12
TEAM STATS		223	39	74	113	13	142	10	20	1	2	6	362	744	48.7%	422
NO.		GP	MIN	GA	SVS	SA	GAA	SV%	W	L	OTL	SOL	SO	PIM	PT	PULL
31	Brady Smith *	3	165	10	70	80	3.64	0.875	0	2	0	0	0	0	0	0
35	Harrison Meneghin	11	618	21	312	333	2.04	0.937	7	3	1	0	1	2	0	1
GOALS BY PERIOD		1st	2nd	3rd	OT	SO	Total	SHOTS BY PERIOD		1st	2nd	3rd	OT	SOA	SOG	Total
Hurricanes		9	12	18	1	2	40	Hurricanes		142	149	134	6	3		431
Opponents		10	10	13	1	1	34	Opponents		142	128	139	7	3		416
RECORD AFTER 2nd PERIOD								SHOTS ON GOAL RECORD								
When Leading:		4	1	0	0			When Outshooting Opponent:		3	3	1	0			
When Losing:		1	3	0	0			When Outshot by Opponent:		4	2	0	0			
When Tied:		2	1	1	0			When Shots Are Tied:		0	0	0	0			
FIRST GOAL OF THE GAME								SPECIAL TEAMS								
When Hurricanes Score First:		3	2	0	0			Power Play:								
When Opponent Score First:		4	3	1	0			Opp.		PPGF	SHGA		Pct.%			
HOME AND AWAY RECORD								Hurricanes	54	10	2		18.5%			
Home	4	0	1	0	OT Rec	1	1	Penalty Kill:								
Road	3	5	0	0	SO Rec	1	0	Opp.		PK KILLS	SHGF		Pct.%			
Total	7	5	1	0	Total	2	1	Hurricanes	56	49	1		87.5%			



Lethbridge Hurricanes Hockey Club

Career Statistics



2023-10-24

NO.	PLAYER	GP	G	A	PTS	+/-	PIM	PPG	PPA	SHG	SHA	GWG	FOW	FOT	FO%	SHOTS
2	Logan McCutcheon	176	11	68	79	-25	18	2	39	1	0	3	0	0	0%	215
3	Chase Pauls	171	18	32	50	3	114	2	2	2	1	3	0	0	0%	234
6	Kale Tipler *	5	0	3	3	3	0	0	0	0	1	0	0	0	0%	2
7	Joe Arntsen	213	22	66	88	-17	257	6	20	0	1	2	0	0	0%	367
8	Noah Chadwick	91	10	24	34	11	28	2	5	0	0	2	0	0	0%	118
9	Tristen Doyle	75	5	10	15	1	22	0	2	0	1	2	0	0	0%	63
11	Luke Cozens *	13	0	2	2	-4	2	0	0	0	0	0	34	64	53.1%	18
12	Kooper Gizowski	123	16	19	35	-36	62	5	7	0	0	1	13	28	46.4%	154
14	Miguel Marques	82	14	25	39	5	51	3	2	0	0	2	6	10	60.0%	155
15	Trae Wilke	49	7	9	16	2	24	1	1	0	0	2	60	162	37.0%	51
16	Dustin Renas	67	5	8	13	-3	49	0	0	0	0	0	9	23	39.1%	51
17	Will Sharpe *	14	0	2	2	0	12	0	0	0	0	0	0	0	0%	15
18	Logan Wormald	132	39	53	92	7	80	13	17	0	0	5	6	10	60.0%	306
19	Brayden Edwards	129	26	41	67	16	62	7	3	2	3	2	920	1906	48.3%	248
21	Tyson Zimmer	159	35	45	80	-13	87	8	11	0	1	5	171	456	37.5%	342
23	Carter Dereniwsky	85	13	14	27	-38	36	3	5	0	0	0	119	313	38.0%	125
24	Cole Cairns *	6	0	0	0	-3	0	0	0	0	0	0	0	0	#####	1
26	Blake Swetlikoff **	171	33	56	89	-33	74	15	19	1	0	6	1515	2822	53.7%	363
27	Elias Knoester *	11	0	2	2	0	0	0	0	0	0	0	0	3	0%	12
28	Leo Braillard (CHL Total)	50	10	20	30	-6	78	4	3	0	0	2	1	2	50.0%	17
29	Landen Ward *	14	2	2	4	0	25	0	1	0	0	1	0	3	0%	12
NO	PLAYER	GP	MIN	GA	SVS	SA	GAA	SV%	W	L	OTL	SOL	SO	PIM	PT	PULL
31	Brady Smith *	5	196	13	81	94	3.98	0.862	0	2	0	0	0	0	0	0
35	Harrison Meneghin *	48	2742	124	1294	1418	2.71	0.913	26	15	3	2	2	4	0	3



Lethbridge Hurricanes Hockey Club

Record When Recording Goal/Point



2023-10-24

NO. PLAYER	When Scoring Goal				When Recording Point			
	Season		Career		Season		Career	
2 Logan McCutcheon	2	- 0 - 0 - 0	9	- 2 - 0 - 0	4	- 2 - 0 - 0	42	- 18 - 4 - 2
3 Chase Pauls **	2	- 0 - 0 - 0	12	- 4 - 1 - 0	3	- 1 - 0 - 0	29	- 11 - 2 - 0
6 Kale Tipler *	0	- 0 - 0 - 0	0	- 0 - 0 - 0	2	- 0 - 0 - 0	2	- 0 - 0 - 0
7 Joe Arntsen **	1	- 0 - 0 - 0	13	- 5 - 2 - 1	2	- 3 - 0 - 0	42	- 24 - 3 - 2
8 Noah Chadwick	1	- 2 - 0 - 0	7	- 2 - 1 - 0	5	- 4 - 0 - 0	20	- 6 - 2 - 0
9 Tristen Doyle	0	- 0 - 0 - 0	3	- 2 - 0 - 0	3	- 0 - 0 - 0	8	- 4 - 1 - 0
11 Luke Cozens *	0	- 0 - 0 - 0	0	- 0 - 0 - 0	0	- 1 - 0 - 0	0	- 1 - 0 - 0
12 Kooper Gizowski	1	- 0 - 0 - 0	1	- 0 - 0 - 0	1	- 0 - 0 - 0	1	- 0 - 0 - 0
14 Miguel Marques	2	- 2 - 0 - 0	8	- 5 - 1 - 0	6	- 2 - 0 - 0	21	- 9 - 1 - 0
15 Trae Wilke	2	- 2 - 0 - 0	4	- 2 - 1 - 0	3	- 3 - 0 - 0	8	- 4 - 1 - 0
16 Dustin Renas	0	- 2 - 0 - 0	1	- 3 - 0 - 0	0	- 3 - 0 - 0	7	- 4 - 0 - 0
17 Will Sharpe *	0	- 0 - 0 - 0	0	- 0 - 0 - 0	2	- 0 - 0 - 0	2	- 0 - 0 - 0
18 Logan Wormald	3	- 0 - 0 - 0	24	- 5 - 3 - 2	6	- 2 - 0 - 0	41	- 18 - 3 - 3
19 Brayden Edwards	3	- 1 - 0 - 0	17	- 5 - 0 - 0	5	- 4 - 0 - 0	32	- 18 - 0 - 0
21 Tyson Zimmer	3	- 1 - 0 - 0	14	- 6 - 0 - 0	4	- 2 - 0 - 0	25	- 13 - 1 - 1
23 Carter Dereniwsky	2	- 0 - 0 - 0	2	- 0 - 0 - 0	3	- 0 - 0 - 0	3	- 0 - 0 - 0
24 Cole Cairns *	0	- 0 - 0 - 0	0	- 0 - 0 - 0	0	- 0 - 0 - 0	0	- 0 - 0 - 0
26 Blake Swetlikoff **	0	- 1 - 0 - 0	5	- 3 - 0 - 1	2	- 2 - 0 - 0	11	- 7 - 0 - 1
27 Elias Knoester *	0	- 0 - 0 - 0	0	- 0 - 0 - 0	1	- 1 - 0 - 0	1	- 1 - 0 - 0
28 Leo Brailard	0	- 0 - 0 - 0	0	- 0 - 0 - 0	1	- 1 - 0 - 0	1	- 1 - 0 - 0
29 Landen Ward *	2	- 0 - 0 - 0	2	- 0 - 0 - 0	4	- 0 - 0 - 0	4	- 0 - 0 - 0
NO. PLAYER	20-29 Saves				30-39 Saves			
	Season		Career		Season		Career	
31 Brady Smith *	W	L OTL SOL	W	L OTL SOL	W	L OTL SOL	W	L OTL SOL
	0	- 1 - 0 - 0	0	- 1 - 0 - 0	0	- 1 - 0 - 0	0	- 1 - 0 - 0
	40-49 Saves				50+ Saves			
	W	L OTL SOL	W	L OTL SOL	W	L OTL SOL	W	L OTL SOL
	0	- 0 - 0 - 0	0	- 0 - 0 - 0	0	- 0 - 0 - 0	0	- 0 - 0 - 0
NO. PLAYER	20-29 Saves				30-39 Saves			
	Season		Career		Season		Career	
35 Harrison Meneghin	W	L OTL SOL	W	L OTL SOL	W	L OTL SOL	W	L OTL SOL
	3	- 2 - 0 - 0	12	- 9 - 1 - 2	3	- 0 - 1 - 0	10	- 2 - 2 - 0
	40-49 Saves				50+ Saves			
	W	L OTL SOL	W	L OTL SOL	W	L OTL SOL	W	L OTL SOL
	1	- 0 - 0 - 0	2	- 0 - 0 - 0	0	- 0 - 0 - 0	0	- 0 - 0 - 0



Lethbridge Hurricanes Hockey Club

Multi-Point Games



2023-10-24

NO.	PLAYER	2 PT		3 PT		4 PT		5+ PT		2G		3G	
		YR	CAR	YR	CAR	YR	CAR	YR	CAR	YR	CAR	YR	CAR
2	Logan McCutcheon	1	10	0	1	0	0	0	0	0	0	0	0
3	Chase Pauls **	0	5	0	1	0	0	0	0	0	1	0	0
6	Kale Tipler *	1	1	0	0	0	0	0	0	0	0	0	0
7	Joe Arntsen **	1	13	0	1	0	0	0	0	0	1	0	0
8	Noah Chadwick	2	6	0	0	0	0	0	0	0	0	0	0
9	Tristen Doyle	1	2	0	0	0	0	0	0	0	0	0	0
11	Luke Cozens *	1	1	0	0	0	0	0	0	0	0	0	0
12	Kooper Gizowski	0	4	0	1	0	0	0	0	0	0	0	0
14	Miguel Marques	5	7	0	0	0	0	0	0	0	0	0	0
15	Trae Wilke	2	2	0	0	0	0	0	0	0	0	0	0
16	Dustin Renas	0	0	1	1	0	0	0	0	1	1	0	0
17	Will Sharpe *	0	0	0	0	0	0	0	0	0	0	0	0
18	Logan Wormald	2	15	0	3	0	1	0	0	0	4	0	0
19	Brayden Edwards	4	8	0	2	0	1	0	0	2	4	0	0
21	Tyson Zimmer	1	13	0	2	0	0	0	0	0	4	0	0
23	Carter Dereniwsky	1	5	0	0	0	0	0	0	1	1	0	0
24	Cole Cairns *	0	0	0	0	0	0	0	0	0	0	0	0
26	Blake Swetlikoff **	0	10	0	5	0	2	0	0	0	3	0	0
27	Elias Knoester *	0	0	0	0	0	0	0	0	0	0	0	0
28	Leo Brailard	2	2	0	0	0	0	0	0	0	0	0	0
29	Landen Ward *	0	0	0	0	0	0	0	0	0	0	0	0
NO.	PLAYER	20+ SVS		30+ SVS		40+ SVS		50+ SVS		SO		PT	
		YR	CAR	YR	CAR	YR	CAR	YR	CAR	YR	CAR	YR	CAR
31	Brady Smith *	0	0	0	0	0	0	0	0	0	0	0	0
35	Harrison Meneghin	5	24	4	14	1	2	0	0	1	2	0	0



Lethbridge Hurricanes Hockey Club

Home & Away Player Stats (w/ Hurricanes)



2023-10-24

		Home Stats						Road Stats					
NO.	PLAYER	GP	G	A	P	+/-	PIM	GP	G	A	P	+/-	PIM
2	Logan McCutcheon	5	2	2	4	3	0	8	0	3	3	-4	0
		Season Total (Home & Away)						13	2	5	7	-1	0
3	Chase Pauls **	4	2	0	2	4	5	7	0	2	2	-5	8
		Season Total (Home & Away)						11	2	2	4	-1	13
6	Kale Tipler *	2	0	2	2	2	0	1	0	1	1	1	0
		Season Total (Home & Away)						3	0	3	3	3	0
7	Joe Arntsen **	4	0	1	1	2	2	7	1	4	5	-5	9
		Season Total (Home & Away)						11	1	5	6	-3	11
8	Noah Chadwick	4	1	3	4	6	4	7	2	5	7	-1	4
		Season Total (Home & Away)						11	3	8	11	5	8
9	Tristen Doyle	5	0	0	0	2	2	8	0	4	4	-2	4
		Season Total (Home & Away)						13	0	4	4	0	6
11	Luke Cozens *	5	0	0	0	1	0	7	0	2	2	-3	2
		Season Total (Home & Away)						12	0	2	2	-2	2
12	Kooper Gizowski	5	0	0	0	1	0	6	1	0	1	0	4
		Season Total (Home & Away)						11	1	0	1	1	4
14	Miguel Marques	5	1	6	7	7	6	8	3	3	6	-6	8
		Season Total (Home & Away)						13	4	9	13	1	14
15	Trae Wilke	5	1	2	3	2	2	8	3	2	5	0	6
		Season Total (Home & Away)						13	4	4	8	2	8
16	Dustin Renas	4	0	0	0	0	0	8	3	2	5	-1	4
		Season Total (Home & Away)						12	3	2	5	-1	4
17	Will Sharpe *	4	0	0	0	0	6	8	0	2	2	1	6
		Season Total (Home & Away)						12	0	2	2	1	12
18	Logan Wormald	4	2	2	4	4	2	7	1	5	6	-1	4
		Season Total (Home & Away)						11	3	7	10	3	6
19	Brayden Edwards	5	3	4	7	7	6	8	3	2	5	-2	2
		Season Total (Home & Away)						13	6	6	12	5	8
21	Tyson Zimmer	5	1	2	3	-2	4	8	3	1	4	0	9
		Season Total (Home & Away)						13	4	3	7	-2	13
23	Carter Dereniwsky	3	2	0	2	2	0	6	1	1	2	0	0
		Season Total (Home & Away)						9	3	1	4	2	0
24	Cole Cairns *	0	0	0	0	0	0	3	0	0	0	-2	0
		Season Total (Home & Away)						3	0	0	0	-2	0
26	Blake Swetlikoff **	5	0	1	1	3	6	8	1	2	3	-1	2
		Season Total (Home & Away)						13	1	3	4	2	8
27	Elias Knoester *	5	0	1	1	0	0	6	0	1	1	0	0
		Season Total (Home & Away)						11	0	2	2	0	0
28	Leo Brailard	1	0	2	2	0	0	1	0	2	2	0	0
		Season Total (Home & Away)						2	0	4	4	0	0
29	Landen Ward *	5	1	1	2	2	9	8	1	1	2	-2	16
		Season Total (Home & Away)						13	2	2	4	0	25
NO. PLAYER		GP	MIN	GA	SVS	GAA	SV%	W	L	OTL	SOL	SO	
31	Brady Smith *	Home	0	0	0	0	####	####	0	0	0	0	0
		Road:	3	165	10	70	3.64	0.875	0	2	0	0	0
35	Harrison Meneghin	Home	5	305	5	160	0.98	0.970	4	0	1	0	1
		Road:	6	313	16	152	3.07	0.905	3	3	0	0	0



Lethbridge Hurricanes Hockey Club

Three Star Tracker



2023-10-24

Overall For Season (w/ Hurricanes)					In Hurricanes Wins				
NO. PLAYER	1st	2nd	3rd	Total	NO. PLAYER	1st	2nd	3rd	Total
<u>Active Players</u>					<u>Active Players</u>				
31 Brady Smith *	0	0	0	0	31 Brady Smith *	0	0	0	0
35 Harrison Meneghin	5	1	0	6	35 Harrison Meneghin	4	1	0	5
2 Logan McCutcheon	0	0	0	0	2 Logan McCutcheon	0	0	0	0
3 Chase Pauls **	0	0	1	1	3 Chase Pauls **	0	0	1	1
6 Kale Tipler *	0	1	0	1	6 Kale Tipler *	0	1	0	1
7 Joe Arntsen **	0	0	0	0	7 Joe Arntsen **	0	0	0	0
8 Noah Chadwick	0	0	0	0	8 Noah Chadwick	0	0	0	0
9 Tristen Doyle	0	0	0	0	9 Tristen Doyle	0	0	0	0
11 Luke Cozens *	0	0	0	0	11 Luke Cozens *	0	0	0	0
12 Kooper Gizowski	0	0	0	0	12 Kooper Gizowski	0	0	0	0
14 Miguel Marques	0	0	2	2	14 Miguel Marques	0	0	1	1
15 Trae Wilke	0	0	0	0	15 Trae Wilke	0	0	0	0
16 Dustin Renas	0	0	0	0	16 Dustin Renas	0	0	0	0
17 Will Sharpe *	0	0	0	0	17 Will Sharpe *	0	0	0	0
18 Logan Wormald	0	1	0	1	18 Logan Wormald	0	1	0	1
19 Brayden Edwards	1	0	2	3	19 Brayden Edwards	1	0	1	2
21 Tyson Zimmer	0	1	0	1	21 Tyson Zimmer	0	1	0	1
23 Carter Dereniwsky	0	0	1	1	23 Carter Dereniwsky	0	0	1	1
24 Cole Cairns *	0	0	0	0	24 Cole Cairns *	0	0	0	0
26 Blake Swetlikoff **	0	0	0	0	26 Blake Swetlikoff **	0	0	0	0
27 Elias Knoester *	0	0	0	0	27 Elias Knoester *	0	0	0	0
28 Leo Brailard	0	1	0	1	28 Leo Brailard	0	1	0	1
29 Landen Ward *	0	0	0	0	29 Landen Ward *	0	0	0	0



Lethbridge Hurricanes Hockey Club

2022-2023 Record Breakdown



Season Record Versus....

Eastern Conf.	7 - 5 - 1 - 0
Western Conf.	0 - 0 - 0 - 0
Central Division	6 - 3 - 0 - 0
East Division	1 - 2 - 1 - 0
BC Division	0 - 0 - 0 - 0
US Division	0 - 0 - 0 - 0
Brandon	0 - 0 - 1 - 0
Calgary	1 - 1 - 0 - 0
Edmonton	2 - 1 - 0 - 0
Everett	0 - 0 - 0 - 0
Kamloops	0 - 0 - 0 - 0
Kelowna	0 - 0 - 0 - 0
Medicine Hat	0 - 0 - 0 - 0
Moose Jaw	1 - 1 - 0 - 0
Portland	0 - 0 - 0 - 0
Prince Albert	0 - 0 - 0 - 0
Prince George	0 - 0 - 0 - 0
Red Deer	1 - 1 - 0 - 0
Regina	0 - 1 - 0 - 0
Saskatoon	0 - 0 - 0 - 0
Seattle	0 - 0 - 0 - 0
Spokane	0 - 0 - 0 - 0
Swift Current	2 - 0 - 0 - 0
Tri-City	0 - 0 - 3 - 0
Vancouver	0 - 0 - 0 - 0
Victoria	0 - 0 - 0 - 0
Wenatchee	0 - 0 - 0 - 0

Situational Record

Back To Back Games

First Game	2 - 1 - 0 - 0
Second Game	1 - 2 - 0 - 0

3-in-3 Weekend

First Game	0 - 0 - 0 - 0
Second Game	0 - 0 - 0 - 0
Third Game	0 - 0 - 0 - 0

Record By Day

Monday	1 - 0 - 0 - 0
Tuesday	0 - 0 - 0 - 0
Wednesday	1 - 0 - 1 - 0
Thursday	0 - 0 - 0 - 0
Friday	4 - 1 - 0 - 0
Saturday	1 - 2 - 0 - 0
Sunday	0 - 2 - 0 - 0

Record By Month

September	3 - 0 - 0 - 0
October	4 - 5 - 1 - 0
November	0 - 0 - 0 - 0
December	0 - 0 - 0 - 0
January	0 - 0 - 0 - 0
February	0 - 0 - 0 - 0
March	0 - 0 - 0 - 0

Situational Record

Scoring First	3 - 2 - 0 - 0
Not Scoring First	4 - 3 - 1 - 0
1 Goal Games	2 - 2 - 1 - 0
2 Goal Games	1 - 2 - 0 - 0
3+ Goal Games	4 - 1 - 0 - 0
Leading After 1st	2 - 1 - 0 - 0
Trailing After 1st	2 - 2 - 0 - 0
Tied After 1st	3 - 2 - 1 - 0
Leading After 2nd	4 - 1 - 0 - 0
Trailing After 2nd	1 - 3 - 0 - 0
Tied After 2nd	2 - 1 - 1 - 0
Overtime	1 - 1
Shootout	1 - 0
More Shots	3 - 3 - 1 - 0
Less Shots	4 - 2 - 0 - 0
Shots Tied	0 - 0 - 0 - 0
More PP's	0 - 3 - 1 - 0
Less PP's	4 - 1 - 0 - 0
PP's Tied	3 - 1 - 0 - 0
Score 3 or Less	3 - 4 - 1 - 0
Score 4 or More	4 - 1 - 0 - 0
Allow 3 or Less	7 - 2 - 1 - 0
Allow 4 or More	0 - 3 - 0 - 0
30 or Less Shots	3 - 2 - 0 - 0
31 or More Shots	4 - 3 - 1 - 0
Allow 30 or Less Shots	3 - 3 - 0 - 0
Allow 31 or More Shots	4 - 2 - 1 - 0



Lethbridge Hurricanes Hockey Club

2023-2024 vs. Opponent



TEAM	GP	W	L	OTL	SL	GF	GA	PP	PP%	PK	PK%	SHG ^f	SHG ^a	FO	FO%
Calgary Hitmen	2	1	1	0	0	6	0	2 / 9	22.2%	7 / 10	70.0%	0	0	56 / 124	45.2%
Edmonton Oil Kings	3	2	1	0	0	13	0	4 / 14	28.6%	14 / 16	87.5%	0	2	93 / 173	53.8%
Medicine Hat Tigers	0	0	0	0	0	0	3	0 / 0	#DIV/0!	0 / 0	#DIV/0!	0	0	0 / 0	#DIV/0!
Red Deer Rebels	2	1	1	0	0	5	0	2 / 11	18.2%	8 / 9	88.9%	0	0	63 / 133	47.4%
Swift Current Broncos	2	2	0	0	0	8	5	0 / 6	0.0%	8 / 8	100.0%	1	0	48 / 94	51.1%
CENTRAL DIVISION	9	6	3	0	0	32	8	8 / 40	20.0%	37 / 43	86.0%	1	2	260 / 524	49.6%
Brandon Wheat Kings	1	0	0	0	1	0	1	0 / 6	0.0%	5 / 5	100.0%	0	0	31 / 69	44.9%
Moose Jaw Warriors	2	1	1	0	0	7	4	2 / 5	40.0%	4 / 5	80.0%	0	0	58 / 126	46.0%
Prince Albert Raiders	0	0	0	0	0	0	0	0 / 0	#DIV/0!	0 / 0	#DIV/0!	0	0	0 / 0	#DIV/0!
Regina Pats	1	0	0	1	0	1	3	0 / 3	0.0%	3 / 3	100.0%	0	0	26 / 52	50.0%
Saskatoon Blades	0	0	0	0	0	0	0	0 / 0	#DIV/0!	0 / 0	#DIV/0!	0	0	0 / 0	#DIV/0!
EAST DIVISION	4	1	2	1	0	8	8	2 / 14	14.3%	12 / 13	92.3%	0	0	115 / 247	46.6%
EASTERN CONF.	13	7	5	1	0	40	16	10 / 54	18.5%	49 / 56	87.5%	1	2	375 / 771	48.6%
Kamloops Blazers	0	0	0	0	0	0	0	0 / 0	#DIV/0!	0 / 0	#DIV/0!	0	0	0 / 0	#DIV/0!
Kelowna Rockets	0	0	0	0	0	0	0	0 / 0	#DIV/0!	0 / 0	#DIV/0!	0	0	0 / 0	#DIV/0!
Prince George Cougars	0	0	0	0	0	0	0	0 / 0	#DIV/0!	0 / 0	#DIV/0!	0	0	0 / 0	#DIV/0!
Vancouver Giants	0	0	0	0	0	0	0	0 / 0	#DIV/0!	0 / 0	#DIV/0!	0	0	0 / 0	#DIV/0!
Victoria Royals	0	0	0	0	0	0	0	0 / 0	#DIV/0!	0 / 0	#DIV/0!	0	0	0 / 0	#DIV/0!
BC DIVISION	0	0	0	0	0	0	0	0 / 0	#DIV/0!	0 / 0	#DIV/0!	0	0	0 / 0	#DIV/0!
Everett Silvertips	0	0	0	0	0	0	0	0 / 0	#DIV/0!	0 / 0	#DIV/0!	0	0	0 / 0	#DIV/0!
Portland Winterhawks	0	0	0	0	0	0	0	0 / 0	#DIV/0!	0 / 0	#DIV/0!	0	0	0 / 0	#DIV/0!
Seattle Thunderbirds	0	0	0	0	0	0	0	0 / 0	#DIV/0!	0 / 0	#DIV/0!	0	0	0 / 0	#DIV/0!
Spokane Chiefs	0	0	0	0	0	0	0	0 / 0	#DIV/0!	0 / 0	#DIV/0!	0	0	0 / 0	#DIV/0!
Tri-City Americans	0	0	0	0	0	0	0	0 / 0	#DIV/0!	0 / 0	#DIV/0!	0	0	0 / 0	#DIV/0!
Wenatchee Wild	0	0	0	0	0	0	0	0 / 0	#DIV/0!	0 / 0	#DIV/0!	0	0	0 / 0	#DIV/0!
US DIVISION	0	0	0	0	0	0	0	0 / 0	#DIV/0!	0 / 0	#DIV/0!	0	0	0 / 0	#DIV/0!
WESTERN CONF.	0	0	0	0	0	0	0	0 / 0	#DIV/0!	0 / 0	#DIV/0!	0	0	0 / 0	#DIV/0!
OVERALL	13	7	5	1	0	40	16	10 / 54	18.5%	49 / 56	87.5%	1	2	375 / 771	48.6%



Lethbridge Hurricanes Hockey Club

2023-2024 Team Stats Home vs. Away



Home Stats					Away Stats					Total Stats					
Record	4	-	0	-	1	-	0	Record	3	-	5	-	0	-	0

Goals For		Goals For		Goals For	
1st Period	4	1st Period	5	1st Period	9
2nd Period	1	2nd Period	11	2nd Period	12
3rd Period	8	3rd Period	10	3rd Period	18
Overtime	1	Overtime	0	Overtime	1
Shootout	0	Shootout	2	Shootout	2
TOTAL	14	TOTAL	26	TOTAL	40

Goals Against		Goals Against		Goals Against	
1st Period	3	1st Period	7	1st Period	10
2nd Period	0	2nd Period	10	2nd Period	10
3rd Period	1	3rd Period	12	3rd Period	13
Overtime	1	Overtime	0	Overtime	1
Shootout	0	Shootout	1	Shootout	1
TOTAL	5	TOTAL	29	TOTAL	34

Shots For		Shots For		Shots For	
1st Period	68	1st Period	74	1st Period	142
2nd Period	50	2nd Period	99	2nd Period	149
3rd Period	52	3rd Period	82	3rd Period	134
Overtime	4	Overtime	2	Overtime	6
TOTAL	174	TOTAL	257	TOTAL	431

Shots Against		Shots Against		Shots Against	
1st Period	63	1st Period	79	1st Period	142
2nd Period	44	2nd Period	84	2nd Period	128
3rd Period	57	3rd Period	82	3rd Period	139
Overtime	1	Overtime	6	Overtime	7
TOTAL	165	TOTAL	251	TOTAL	416

Power Play		Power Play		Power Play	
Goals	2	Goals	8	Goals	10
Opportunity	21	Opportunity	33	Opportunity	54
Percentage	9.5%	Percentage	24.2%	Percentage	18.5%

Penalty Kill		Penalty Kill		Penalty Kill	
Kills	21	Kills	28	Kills	49
Opportunity	23	Opportunity	33	Opportunity	56
Percentage	91.3%	Percentage	84.8%	Percentage	87.5%

Faceoffs		Faceoffs		Faceoffs	
Wins	144	Wins	231	Wins	375
Losses	154	Losses	242	Losses	396
Percentage	48.3%	Percentage	48.8%	Percentage	48.6%



Lethbridge Hurricanes Hockey Club 2023-2024 Regular Season Game By Game



DATE	GM #	OPP	SCORE	HURRICANE GOALS	OPPOSITION GOALS	LET PP	OPP PP	SHOTS	RECORD	PTS
Fri, Sept. 22	1	vs. SC	3-1 W	McCutcheon, Ward , Wormald	McCagherty	0/3	0/5	41-34 SC	1-0-0-0	2
Sat, Sept. 23	2	at SC	5-2 W	Edwards (2), Wormald, Zimmer, Wilke	Eger, Gabriel	0/3	0/3	30-26 LET	2-0-0-0	4
Fri, Sept. 29	3	at EDM	4-3 SOW	Ward, Zimmer, Dereniwsky (Wormald SOW)	Pilling (2), Szabo	1/5	1/7	35-34 EDM	3-0-0-0	6
Sun, Oct. 1	4	at EDM	8-5 L	Renas (2), Astashevich, Chadwick, Marques	Kovacevic (2), Jecho (2), Finnie, Port, Lajoie, Pilling	0/3	0/1	44-29 LET	3-1-0-0	6
Fri, Oct. 6	5	vs. MJ	4-0 W	Zimmer , Pauls, McCutcheon, Edwards	----	0/2	0/3	42-26 LET	4-1-0-0	8
Sat, Oct. 7	6	at RD	3-1 L	Edwards	Josephson, Brigley , Formanek	0/6	0/4	34-29 LET	4-2-0-0	8
Mon, Oct. 9	7	at EDM	5-2 W	Dereniwsy (2), Gizowski, Marques , Arntsen	Kovacevic, Lajoie	3/6	1/8	40-29 EDM	5-2-0-0	10
Wed, Oct. 11	8	vs. BRD	1-0 OTL	----	Danielson	0/6	0/5	36-33 LET	5-2-1-0	11
Fri, Oct. 13	9	at MJ	4-3 L	Marques, Wilke, Chadwick	Rysavy, Firkus, Yager, Semeniuk	2/3	1/2	31-30 MJ	5-3-1-0	11
Sat, Oct. 14	10	at REG	3-1 L	Wilke	Berge, Spencer , Whitehead	0/3	0/3	26-20 REG	5-4-1-0	11
Wed, Oct. 18	11	vs. CGY	3-2 OTW	Chadwick, Marques, Wormald	Moore, Greenway	0/5	1/5	39-35 CGY	6-4-1-0	13
Fri, Oct. 20	12	vs. RD	4-1 W	Edwards (2), Pauls, Wilke	Lind	2/5	1/5	27-25 LET	7-4-1-0	15
Sun, Oct. 22	13	at CGY	4-3 L	Swetikoff, Zimmer, Renas	Tulk, Tschigerl, Wetsch, Yakemchuk	2/4	2/5	37-35 LET	7-5-1-0	15
Wed, Oct. 25	14	vs. SEA								
Fri, Oct. 27	15	vs. CGY								
Wed, Nov. 1	16	vs. EVT								
Fri, Nov. 3	17	at MH								
Sat, Nov. 4	18	vs. POR								
Wed, Nov. 8	19	vs. PA								
Fri, Nov. 10	20	vs. WEN								
Fri, Nov. 17	21	at VIC								
Sat, Nov. 18	22	at VAN								
Tue, Nov. 21	23	at KEL								
Wed, Nov. 22	24	at KAM								
Fri, Nov. 24	25	at PG								
Wed, Nov. 29	26	vs. CGY								
Fri, Dec. 1	27	vs. SAS								
Fri, Dec. 8	28	vs. SC								
Sat, Dec. 9	29	at SC								
Wed, Dec. 13	30	vs. MH								
Fri, Dec. 15	31	vs. REG								
Sat, Dec. 16	32	at MH								
Wed, Dec. 27	33	vs. SC								
Fri, Dec. 29	34	vs. RD								
Sat, Dec. 30	35	at MH								
Wed, Jan. 3	36	vs. SC								
Fri, Jan. 5	37	vs. TC								
Tue, Jan. 9	38	vs. SPO								
Fri, Jan. 12	39	vs. MH								
Sat, Jan. 13	40	at MH								
Wed, Jan. 17	41	at MJ								
Fri, Jan. 19	42	at REG								
Sat, Jan. 20	43	at BRD								
Fri, Jan. 26	44	vs. REG								
Tue, Jan. 30	45	vs. EDM								
Wed, Jan. 31	46	at SC								
Sat, Feb. 3	47	vs. CGY								
Tue, Feb. 6	48	at SAS								
Wed, Feb. 7	49	at PA								
Fri, Feb. 9	50	at BRD								
Wed, Feb. 14	51	at SC								
Fri, Feb. 16	52	vs. SAS								
Sat, Feb. 17	53	vs. PA								
Mon, Feb. 19	54	at RD								
Wed, Feb. 21	55	vs. MJ								
Fri, Feb. 23	56	vs. EDM								
Sun, Feb. 25	57	at CGY								
Fri, Mar. 1	58	at SAS								
Sat, Mar. 2	59	at PA								
Wed, Mar. 6	60	vs. MH								
Fri, Mar. 8	61	vs. BRD								
Sat, Mar. 9	62	at MJ								
Wed, Mar. 13	63	vs. EDM								
Fri, Mar. 15	64	vs. RD								
Sat, Mar. 16	65	at RD								
Sun, Mar. 17	66	at CGY								
Fri, Mar. 22	67	vs. MH								
Sat, Mar. 23	68	at MH								

***BOLD** indicates game winning goal



Lethbridge Hurricanes Hockey Club

Highs/Lows & Situational



2023-10-24

Category	Total	When
Most Goals For		
1st Period	2	2x - Last: Oct. 6 vs. MJ
2nd Period	4	Oct. 9 at EDM
3rd Period	4	Oct. 1 at EDM
Game	5	3x - Last: Oct. 9 at EDM

Goals For Breakdown		
Goals For	Times	Record
0 (Shutout)	1	0-0-1-0
1	2	0-2-0-0
2	-	-
3	5	3-2-0-0
4	2	2-0-0-0
5	3	2-1-0-0
6	-	-
7+	-	-

Most Shots For		
1st Period	18	Oct. 6 vs. MJ
2nd Period	18	Oct. 22 at CGY
3rd Period	17	Oct. 1 at EDM
Overtime	3	Oct. 11 vs. BRD
Game	44	Oct. 1 at EDM

Fewest Shots For		
1st Period	5	Oct. 14 at REG
2nd Period	6	3x - Last: Oct. 20 vs. RD
3rd Period	5	Oct. 18 vs. CGY
Overtime	1	Oct. 18 vs. CGY
Game	20	Oct. 14 at REG

Shots For Breakdown		
Shots For	Times	Record
19-or-Less	-	-
20-29	3	2-1-0-0
30-39	8	4-3-1-0
40-49	2	1-1-0-0
50+	-	-

Special Teams		
PP GF, Period	3	Oct. 9 at EDM
PP GF, Game	3	Oct. 9 at EDM

PP GA, Period	2	Oct. 22 at CGY
PP GA, Game	2	Oct. 22 at CGY

SH GF, Period	1	Sept. 23 at SC
SH GF, Game	1	Sept. 23 at SC

SH GA, Period	1	2x - Last: Oct. 1 at EDM
SH GA, Game	1	2x - Last: Oct. 1 at EDM

Most PIM	25	Sept. 22 vs. SC
----------	----	-----------------

Category	Total	When
Most Goals Against		
1st Period	2	Oct. 14 at REG
2nd Period	4	Oct. 1 at EDM
3rd Period	3	3x - Last: Oct. 22 at CGY
Game	8	Oct. 1 at EDM

Goals Against Breakdown		
Goals Against	Times	Record
0 (Shutout)	1	1-0-0-0
1	3	2-0-1-0
2	3	3-0-0-0
3	3	1-2-0-0
4	2	0-2-0-0
5	-	-
6	-	-
7+	1	0-1-0-0

Most Shots Against		
1st Period	17	Oct. 11 vs. BRD
2nd Period	19	Oct. 9 at EDM
3rd Period	16	Sept. 22 vs. SC
Overtime	6	Sept. 29 at EDM
Game	41	Sept. 22 vs. SC

Fewest Shots Against		
1st Period	7	2x - Last: Oct. 20 vs. RD
2nd Period	4	Oct. 14 at REG
3rd Period	8	2x - Last: Oct. 13 at MJ
Overtime	0	Oct. 18 vs. CGY
Game	25	Oct. 20 vs. RD

Shots Against Breakdown		
Shots Against	Times	Record
19-or-Less	-	-
20-29	6	3-3-0-0
30-39	5	2-2-1-0
40-49	2	2-0-0-0
50+	-	-

Situational Goals For/Against		
Situation	GF	GA
5 on 5 ES	24	19
5 on 4 PP	6	7
5 on 3 PP	2	-
4 on 4 ES	2	3
4 on 3 PP	-	-
3 on 3 ES	1	-
Shorthanded Goals	1	2
Empty Net	3	3
Extra Attacker	1	-
Penalty Shot	-	-
Shootout Goals	2	1
Shootout Attempts	3	3



Lethbridge Hurricanes Hockey Club

Overtime/Shootout



OVERTIME

All-Time Overtime Record			84-82 (96 ties)
Player	Total	Date	
Logan Wormald	1	Oct. 18/23 vs. CGY	
		Jan. 12/22 vs. SC	
Blake Swetlikoff	1	Nov. 21/21 w/ SPO	
Logan McCutcheon	1	Mar. 10/23 vs. REG	

2023-2024 Overtime Record	1-1
2023-2024 Overtime Games	
Oct. 11 vs. BRD (1-0 OTL) - Danielson	
Oct. 18 vs. CGY (3-2 OTW) - Wormald	

SHOOTOUT

All-Time Shootout Record		50-58	
Player	Season	Career	Car %
Tyson Zimmer	1/1	4/8	50.0%
Noah Chadwick	-	2/6	33.3%
Blake Swetlikoff	-	1/1	100%
Miguel Marques	-	0/1	0%
Logan Wormald	0/1	1/3	66.6%
Anton Astashevich	-	0/1	0%
Nolan Bentham	-	0/1	0%
Logan McCutcheon	-	0/1	0%
Joe Arntsen	-	0/1	0%
Chase Pauls	-	0/1	0%

2023-2024 Shootout Record		1-0	
Goaltender			
Player	Season	Career	Car %
Harrison Meneghin	1/3 (GA/SA)	4/21 (GA/SA)	81.0%
Shootout Notes			
Last SO Win: Sept. 29 at EDM (4-3 W - Logan Wormald SOW)			
2022-2023 Shootout Games			
Sept. 29 at EDM (4-3 SOW) - Wormald			

Overtime vs. Opponent

Opponent	All-Time Record	Last Meeting / GWG
EDM	2-4	May 4/21 (3-2 EDM) - Josh Williams
CGY	10-8	Oct. 18/23 (3-2 LET) - Logan Wormald
MH	8-6	Mar. 28/21 (5-4 MH) - Oren Shtrom
RD	10-8	Apr. 8/22 (5-4 RD) - Ben King
SC	5-5	Jan. 12/22 (3-2 LET) - Logan Wormald
BRD	5-4	Oct. 11/23 (1-0 BRD) - Nate Danielson
MJ	6-5	Apr. 15/22 (5-4 LET) - Yegor Klavdiev
PA	7-2	Feb. 27/19 (5-4 LET) - Jake Elmer
REG	7-4	Mar. 5/22 (5-4 LET) - Justin Hall
SAS	3-7	Mar. 9/22 (4-3 SAS) - Brandon Lisowsky
WPG	9-5	Dec. 5/18 (3-2 LET) - Dylan Cozens
KAM	1-5	Dec. 14/16 (3-2 KAM) - Deven Sideroff
KEL	1-2	Jan. 24/18 (4-3 KEL) - Kole Lind
PG	1-0	Jan. 13/23 (4-3 LET) - Tyson Laventure
VAN	0-4	Oct. 14/16 (4-3 VAN) - Tyler Benson
VIC	0-0	N/A
EVT	0-1	Jan. 18/23 (4-3 EVT) - Ben Hemmerling
POR	2-2	Nov.20/16 (6-5 LET) - Tyler Wong
SEA	0-6	Jan. 20/23 (3-2 SEA) - Reid Schaefer
SPO	0-0	N/A
TRI	2-1	Dec. 8/18 (8-7 TRI) - Isaac Johnson

Shootout vs. Opponent

Opponent	All-Time Record	Last Meeting / GWG
EDM	8-4	Sept. 29/23 (4-3 EDM) - Logan Wormald
CGY	1-5	Dec. 8/21 (3-2 LET) - Logan Barlage
MH	3-11	Feb. 11/23 (3-2 MH) - Shane Smith
RD	9-8	Nov. 18/22 (3-2 LET) - Noah Chadwick
SC	2-3	Dec. 10/22 (4-3 LET) - Tyson Zimmer
BRD	1-2	Jan. 31/17 (4-3 LET) - Giorgio Estephan
MJ	2-1	Feb. 15/22 (1-0 LET) - Yegor Klavdiev
PA	4-1	Feb. 29/12 (4-3 LET) - Philip Tot
REG	2-6	Oct. 16/22 (4-3 LET) - Tyson Zimmer
SAS	1-4	Nov. 29/19 (4-3 SAS) - Kyle Crnkovic
WPG	5-3	Mar. 2/22 (4-3 LET) - Liekit Reichle
KAM	0-1	Oct. 3/14 (3-2 KAM) - Jake Krysni
KEL	2-2	Dec. 10/14 (4-3 KEL) - Nick Merkley
PG	0-2	Oct. 13/18 (6-5 PG) - Cole Moberg
VAN	0-3	Nov. 4/22 (4-3 VAN) - Jaden Lipinski
VIC	4-1	Feb. 17/17 (5-4 LET) - Tyler Wong
EVT	1-0	Nov. 2/11 (4-3 LET) - Cam Braes
POR	1-0	Nov. 28/17 (4-3 LET) - Zane Franklin
SEA	0-2	Jan. 20/13 (6-5 SEA) - Luke Lockhart
SPO	0-0	N/A
TRI	0-1	Oct. 8/16 (6-5 TRI) - Parker AuCoin

Overtime Goal Scorers (Dating back to 1996)

Nathan Barrett (5)	Tyler Redenbach (2)	Zak Zborosky	Jesse Craige	Sean Robertson
Alex Cotton (3)	Brian Ballman (2)	Nick Walters	Mitch Fadden	Shane Willis
Brennan Menell (3)	Brent Seabrook (2)	Taylor Cooper	Tomas Kudelka	Darren Shakotko
Giorgio Estephan (3)	Mike Josephson (2)	Jaimen Yakubowski	Jonathan Filewich	Kirby Law
Mike Wirll (3)	Justin Hall (2)	Brady Ramsay	Mark Olafson	Mark Ivan
Dylan Cozens (2)	Logan Wormald (2)	Graham Hood	Brennan Chapman	Travis Brigley
Jordy Bellerive (2)	Ty Nash	Brody Sutter	Jeremy Jackson	Yegor Klavdiev
Tyler Wong (2)	Logan Barlage	Cam Braes	Tyrell Moulton	Alex Thacker
Ryley Lindgren (2)	Dino Kambeitz	Luca Sbisa	Tomas Kopecky	Tyson Laventure
Mitch Maxwell (2)	Jake Elmer	Zach Boychuk	Ryley Layden	Logan McCutcheon
Colton Sceviour (2)	Nolan Jones	Dwight King	Jason Hegberg	
Colton Yellowhorn (2)	Brady Pouteau	DJ King	Chad Kletzel	

*Bold indicates active Hurricane



Lethbridge Hurricanes Hockey Club

Hurricanes Individuals/Team Lasts



2023-10-24

Individual Lasts...	
Situation	Player/Last
3-Point Game	Tyson Laventure [1G-2a] (Mar. 17/23 vs. CGY)
4-Point Game	Brayden Edwards [4a] (Mar. 24/23 vs. RD)
5-Point Game	Justin Hall [1G-4A] (Oct. 1/21 vs. CGY)
6-Point Game	Justin Hall [5G-1A] (Feb. 26/22 vs. MH)
7-Point Game	Mitch Fadden [5G-2A] (Mar. 17/07 at RD)
8+ Point Game	Zach Boychuk [2G-6A] (Mar. 17/07 at RD)
2-Goal Game	Brayden Edwards (Oct. 20/23 vs. RD)
3-Goal Game	Hayden Smith (Jan. 29/23 at EDM)
4-Goal Game	Cam Braes (Dec. 7/10 vs. MJ)
5+ Goal Game	Justin Hall [5G] (Feb. 26/22 vs. MH)
2-Assist Game	Leo Braillard (Oct. 22/23 at CGY)
3-Assist Game	Jett Jones (Nov. 26/22 at BRD)
4-Assist Game	Brayden Edwards [4a] (Mar. 24/23 vs. RD)
5-Assist Game	Calen Addison (Jan. 24/20 at REG)
6+ Assist Game	Zach Boychuk (6A) & Dwight King (6A) (Mar. 17/07 at RD)
OT Winner	Logan Wormald (Oct. 18/23 - 3-2 W vs. CGY)
SO Winner	Logan Wormald (Sept. 29/23 - 4-3 W at EDM)
Defenceman Lasts	
Situation	Player/Last
3-Point Game	Logan McCutcheon (1G-2A) - (Nov. 26/22 at BRD)
4-Point Game	Alex Cotton [1G-3A] (Nov. 1/19 at WPG)
5+ Point Game	Calen Addison [5A] (Jan. 24/20 at REG)
2-Goal Game	Nolan Bentham (Nov. 1/22 vs. VIC)
3-Goal Game	Calen Addison (Nov. 23/19 at RD)
2-Assist Game	Doyle / Ziprick [2A] (Sept. 23/23 at SC)
3-Assist Game	Logan McCutcheon (Sept. 20/22 vs. MH)
4+ Assist Game	Calen Addison [5A] (Jan. 24/20 at REG)

All-Time Highs, Individual	
Situation	Player/Last
80-89 Points	85 points - Dylan Cozens (2019-2020)
90-99 Points	94 points - Nick Henry (2018-2019)
100-109 Points	109 points - Tyler Wong (2016-2017)
110-119 Points	112 points - Shane Willis (1997-1998)
120-129 Points	126 points - Byron Ritchie (1996-1997)
130-139 Points	136 points - Jason Ruff (1990-1991)
140+ Points	140 points - Kevin St. Jacques (1991-1992)
NOTE: Hurricanes franchise record - 142 points (Corey Lyons in 1989-1990)	
30-39 Goals	34 goals - Justin Hall (2021-2022)
40-45 Goals	40 goals - Jake Leschyshyn (2019-2020)
46-50 Goals	46 goals - Jordy Bellerive (2017-2018)
51-54 Goals	51 goals - Tyler Wong (2016-2017)
55-60 Goals	58 goals - Shane Willis (1997-1998)
61+ Goals	65 goals - Kevin St. Jacques (1991-1992)
NOTE: Hurricanes franchise record - 65 goals (Kevin St. Jacques in 1991-1992)	

Team Lasts...	
Situation	Last
Scored 4 Goals	Oct. 20/23 vs. RD (4-1 W)
Scored 5 Goals	Sept. 23/23 at SC (5-2 W)
Scored 6 Goals	Mar. 24/23 vs. RD (6-4 W)
Scored 7 Goals	Dec. 6/22 vs. SC (7-4 W)
Scored 8 Goals	Apr. 12/21 vs. RD (8-5 W)
Scored 9 Goals	Feb. 26/22 vs. MH (9-2 W)
Scored 10 Goals	Jan. 29/23 at EDM (10-2 W)
Scored 11 Goals	Nov. 23/19 at RD (11-2 W)
Scored 12+ Goals	Oct. 2/96 vs. EDM ICE (14-2 W)
Franchise High	14 Goals (4x)
Oct. 2/96 vs. EDM ICE (14-2 W)	
Jan. 2/92 vs. TC (14-3 W)	
Nov. 8/89 vs. VIC Cougars (14-2 W)	
Oct. 20/89 vs. SAS (14-1 W)	
Won 3 Straight	Sept. 22 - Sept. 29/23
Won 4 Straight	Nov. 5 - Nov. 18/22
Won 5 Straight	Dec. 3 - Dec. 14/22
Won 6 Straight	Oct. 13 - Oct. 25/19
Won 7 Straight	Feb. 24 - Mar. 8/17
Won 8 Straight	Feb. 27 - Mar. 16/19
Won 9 Straight	Jan. 18 - Feb. 10/17
Won 10+ Straight	Jan. 2 - Jan. 24/16
Franchise High	15GM (Jan. 12 - Feb. 20/91)
Other Double Digit	11 GM (Feb. 14 - Mar. 7/90)
Win Streaks in	11 GM (Oct. 15 - Nov. 11/90)
Hurricanes History	10 GM (Jan. 2 - Jan. 24/16)

All-Time Highs, Team	
Last	Total/Year
Most Points	106 (1989-1990) [Only 100+ PT Season]
Most Wins	51 (1989-1990) [Only 50+ Win Season]
Most Home Wins	32 (1989-1990) [32-2-2 home record]
Most Road Wins	20 (2018-2019, 2019-2020)
Most Goals For	465 (1989-1990)
Least Goals Against	162 (2004-2005)
40+ Wins	2018-2019 (40-18-5-5)
45+ Wins	2015-2016 (46-24-1-1)
NOTE: Hurricanes have won 40+ games in a season on seven occasions	
80+ Points	2019-2020 (81 points - 37-19-2-5)
90+ Points	2018-2019 (90 points - 40-18-5-5)
NOTE: Hurricanes have had 90+ points in a season on eight occasions	



Lethbridge Hurricanes Hockey Club vs. Seattle Thunderbirds



2023-10-24

		2023-2024 Regular Season						Career					
NO.	PLAYER	GP	G	A	P	+/-	PIM	GP	G	A	P	+/-	PIM
2	Logan McCutcheon	0	0	0	0	0	0	1	0	1	1	0	0
3	Chase Pauls **	0	0	0	0	0	0	1	0	0	0	0	0
6	Kale Tipler *	0	0	0	0	0	0	0	0	0	0	0	0
7	Joe Arntsen **	0	0	0	0	0	0	2	0	0	0	-1	2
8	Noah Chadwick	0	0	0	0	0	0	1	0	0	0	0	0
9	Tristen Doyle	0	0	0	0	0	0	1	0	0	0	0	0
11	Luke Cozens *	0	0	0	0	0	0	1	0	0	0	0	2
12	Kooper Gizowski	0	0	0	0	0	0	17	2	1	3	-5	18
14	Miguel Marques	0	0	0	0	0	0	1	0	0	0	0	2
15	Trae Wilke	0	0	0	0	0	0	1	0	1	1	1	0
16	Dustin Renas	0	0	0	0	0	0	0	0	0	0	0	0
17	Will Sharpe *	0	0	0	0	0	0	0	0	0	0	0	0
18	Logan Wormald	0	0	0	0	0	0	1	0	0	0	0	0
19	Brayden Edwards	0	0	0	0	0	0	1	0	0	0	0	0
21	Tyson Zimmer	0	0	0	0	0	0	1	0	0	0	-1	0
23	Carter Dereniwsky	0	0	0	0	0	0	4	0	0	0	-3	4
24	Cole Cairns *	0	0	0	0	0	0	1	0	0	0	0	0
26	Blake Swetlikoff	0	0	0	0	0	0	24	4	5	9	-11	14
27	Elias Knoester *	0	0	0	0	0	0	0	0	0	0	0	0
28	Leo Brailard	0	0	0	0	0	0	0	0	0	0	0	0
29	Landen Ward *	0	0	0	0	0	0	0	0	0	0	0	0
NO.	PLAYER	GP	MIN	GA	SVS	GAA	SV%	W	L	OTL	SOL	SO	
31	Brady Smith *	Season:	0	0	0	0	####	####	0	0	0	0	0
		Career:	0	0	0	0	####	####	0	0	0	0	0
35	Harrison Meneghin	Season:	0	0	0	0	####	####	0	0	0	0	0
		Career:	0	0	0	0	####	####	0	0	0	0	0

LETHBRIDGE HURRICANES vs. SEATTLE THUNDERBIRDS												
2023-2024 Regular Season												
	GP	W	L	OTL	SOL	Ties	Overtime		Shootout			
Home Record	0	0	0	0	0	N/A	-	-	-	-	-	-
Road Record	0	0	0	0	0	N/A	-	-	-	-	-	-
Overall Record	0	0	0	0	0	N/A	0	0	0	0	0	0
All-Time Records												
	GP	W	L	OTL	SOL	Ties	Overtime		Shootout			
Home Record	24	11	8	2	0	3	-	-	-	-	-	-
Road Record	23	4	14	3	2	0	-	-	-	-	-	-
Overall Record	47	15	22	5	2	3	0	5	0	2	0	2

Lethbridge Hurricanes Hockey Club



All-Time vs. Seattle Thunderbirds










SEASON	ALL-TIME RECORD						ALL-TIME HOME RECORD						ALL-TIME ROAD RECORD						OT		SO	
	GP	W	L	OTL	SOL	T	GP	W	L	OTL	SOL	T	GP	W	L	OTL	SOL	T	W	L	W	L
1987-1988	2	2	0	0	0	0	1	1	0	0	0	0	1	1	0	0	0	0	0	0	0	0
1988-1989	2	0	2	0	0	0	1	0	1	0	0	0	1	0	1	0	0	0	0	0	0	0
1989-1990	2	1	1	0	0	0	1	1	0	0	0	0	1	0	1	0	0	0	0	0	0	0
1990-1991	2	0	1	0	0	1	1	0	0	0	0	1	1	0	1	0	0	0	0	0	0	0
1991-1992	2	1	1	0	0	0	1	1	0	0	0	0	1	0	1	0	0	0	0	0	0	0
1992-1993	2	1	1	0	0	0	1	1	0	0	0	0	1	0	1	0	0	0	0	0	0	0
1993-1994	2	2	0	0	0	0	1	1	0	0	0	0	1	1	0	0	0	0	0	0	0	0
1994-1995	2	0	2	0	0	0	1	0	1	0	0	0	1	0	1	0	0	0	0	0	0	0
1995-1996	2	0	2	0	0	0	1	0	1	0	0	0	1	0	1	0	0	0	0	0	0	0
1996-1997	1	1	0	0	0	0	1	1	0	0	0	0	0	0	0	0	0	0	0	0	0	0
1997-1998	2	1	1	0	0	0	1	1	0	0	0	0	1	0	1	0	0	0	0	0	0	0
1998-1999	2	0	1	0	0	1	1	0	0	0	0	1	1	0	1	0	0	0	0	1	0	0
1999-2000	2	0	2	0	0	0	1	0	1	0	0	0	1	0	1	0	0	0	0	0	0	0
2000-2001	2	0	0	1	0	1	1	0	0	0	0	1	1	0	0	1	0	0	0	1	0	0
2001-2002	1	1	0	0	0	0	1	1	0	0	0	0	0	0	0	0	0	0	0	0	0	0
2002-2003	1	0	1	0	0	0	0	0	0	0	0	0	1	0	1	0	0	0	0	0	0	0
2003-2004	1	1	0	0	0	0	1	1	0	0	0	0	0	0	0	0	0	0	0	0	0	0
2004-2005	1	1	0	0	0	0	0	0	0	0	0	0	1	1	0	0	0	0	0	0	0	0
2005-2006	1	0	0	1	0	0	1	0	0	1	0	0	0	0	0	0	0	0	0	1	0	0
2006-2007	1	0	1	0	0	0	0	0	0	0	0	0	1	0	1	0	0	0	0	0	0	0
2007-2008	1	1	0	0	0	0	1	1	0	0	0	0	0	0	0	0	0	0	0	0	0	0
2008-2009	1	0	1	0	0	0	0	0	0	0	0	0	1	0	1	0	0	0	0	0	0	0
2009-2010	1	0	1	0	0	0	1	0	1	0	0	0	0	0	0	0	0	0	0	0	0	0
2010-2011	1	0	0	0	1	0	0	0	0	0	0	0	1	0	0	0	1	0	0	0	0	1
2011-2012	1	0	1	0	0	0	1	0	1	0	0	0	0	0	0	0	0	0	0	0	0	0
2012-2013	1	0	0	0	1	0	0	0	0	0	0	0	1	0	0	0	1	0	0	0	0	1
2013-2014	1	0	1	0	0	0	1	0	1	0	0	0	0	0	0	0	0	0	0	0	0	0
2014-2015	1	0	0	1	0	0	0	0	0	0	0	0	1	0	0	1	0	0	0	1	0	0
2015-2016	1	1	0	0	0	0	1	1	0	0	0	0	0	0	0	0	0	0	0	0	0	0
2016-2017	1	0	1	0	0	0	0	0	0	0	0	0	1	0	1	0	0	0	0	0	0	0
2017-2018	1	0	1	0	0	0	1	0	1	0	0	0	0	0	0	0	0	0	0	0	0	0
2018-2019	1	1	0	0	0	0	0	0	0	0	0	0	1	1	0	0	0	0	0	0	0	0
2019-2020	1	0	0	1	0	0	1	0	0	1	0	0	0	0	0	0	0	0	0	1	0	0
2020-2021	0	0	0	0	0	0	0	0	0	0	0	0	0	0	0	0	0	0	0	0	0	0
2021-2022	0	0	0	0	0	0	0	0	0	0	0	0	0	0	0	0	0	0	0	0	0	0
2022-2023	1	0	0	1	0	0	0	0	0	0	0	0	1	0	0	1	0	0	0	1	0	0
2023-2024	0	0	0	0	0	0	0	0	0	0	0	0	0	0	0	0	0	0	0	0	0	0
RECORD	47	15	22	5	2	3	24	11	8	2	0	3	23	4	14	3	2	0	0	6	0	2



SEATTLE THUNDERBIRDS 2023-24 Roster



#	FORWARDS	POS	SH	HT	WT	HOMETOWN	D.O.B	2022-23 SEASON	LEAGUE	GP	G	A	PTS	+/-	PIM	NHL
7	Gustafson, Jordan	C	L	6-0	184	Ardrossan, AB	Jan. 20/04	THUNDERBIRDS	WHL	40	16	20	36	31	14	VGK '22 
9	Dunn, Coster	C	R	6-1	177	Stony Plain, AB	Sep. 13/05	THUNDERBIRDS	WHL	58	4	6	10	10	25	Eligible 2024
17	Rudolph, Brendan	LW	L	5-11	175	Calgary, AB	Mar. 8/08	Edge School U15 AAA	CSSHL	30	20	19	39		14	Eligible 2026
18	Popowich, Sam	C	R	5-9	171	Camrose, AB	May. 21/03	THUNDERBIRDS	WHL	68	9	14	23	14	43	Free Agent
20	Hanas, Cru	LW	L	6-3	185	Highland Village, TX	Apr. 23/05	Medicine Hat Tigers	WHL	39	1	3	4	-4	18	Eligible 2024
22	Lovsin, Simon	RW	R	6-0	176	Stony Plain, AB	Jan. 22/06	Spruce Grove Saints	AJHL	33	7	8	15		16	Eligible 2024
26	Myatovic, Nico	LW	L	6-3	187	Prince George, BC	Dec. 1/04	THUNDERBIRDS	WHL	68	30	30	60	43	41	ANA '23 
28	Alarie, Eric	LW	L	6-2	202	Winnipeg, MB	Jan. 27/03	Moose Jaw Warriors	WHL	65	19	27	46	5	20	Free Agent
59	Sawchyn, Gracyn	C	R	5-11	155	Grande Prairie, AB	Jan. 19/05	THUNDERBIRDS	WHL	58	18	40	58	36	68	FLA '23 
77	Mathies, Kazden	LW	L	5-11	173	Martensville, SK	Apr. 7/07	Warman Wildcats U18 AAA	SMAAAHL	40	19	28	47		10	Eligible 2025
81	Parmar, Nishaan	RW	R	6-1	200	Surrey, BC	Jun. 3/06	Valley West Giants U18 AAA	BCEHL	34	25	41	66		52	Eligible 2024
85	Hauf, Luca	C	L	6-0	188	Krefeld, GER	Jan. 11/04	Edmonton Oil Kings	WHL	45	5	16	21	-22	22	Eligible 2024
86	Cootes, Braeden	C	R	5-11	170	Sherwood Park, AB	Feb. 9/07	Sherwood Park Kings U18 AAA	AEHL	27	14	24	38		20	Eligible 2025
89	Martorana, Antonio	RW	R	5-8	162	Edmonton, AB	Jul. 18/07	Titans Hockey Union U18	JPHL	30	37	27	64		34	Eligible 2025
91	Charko, Sam	LW	L	6-0	183	Whitecourt, AB	Feb. 12/07	Titans Hockey Union U18	JPHL	33	26	35	61		14	Eligible 2025
#	DEFENSE	POS	SH	HT	WT	HOMETOWN	D.O.B	2022-23 SEASON	LEAGUE	GP	G	A	PTS	+/-	PIM	NHL Draft
2	Wynne, Braeden	D	R	6-2	175	Coquitlam, BC	Jan. 13/04	Edmonton Oil Kings	WHL	52	1	1	2	-42	12	Eligible 2024
4	Hanzel, Jeremy	D	L	6-1	200	Coquitlam, BC	Feb. 27/03	THUNDERBIRDS	WHL	66	13	35	48	70	65	COL '23 
5	Davidson, Hyde	D	L	6-2	170	Edmonton, AB	Jan. 23/06	THUNDERBIRDS	WHL	53	2	7	9	11	9	Eligible 2024
8	Pickford, Bryce	D	R	6-0	170	Chauvin, AB	Apr. 2/06	THUNDERBIRDS	WHL	54	5	12	17	25	50	Eligible 2024
14	Korchinski, Kevin	D	L	6-3	192	Saskatoon, SK	Jun. 21/04	THUNDERBIRDS	WHL	54	11	62	73	50	54	CHI '22 
27	Hartmann, Kaleb	D	L	5-11	185	Langley, BC	Jul. 6/07	Delta Hockey Academy U17 Prep	CSSHL	27	11	17	28		40	Eligible 2025
43	Mynio, Sawyer	D	L	6-1	180	Kamloops, BC	Apr. 30/05	THUNDERBIRDS	WHL	68	5	26	31	50	40	VAN '23 
44	Boucher, Owen	D	L	6-2	184	St. Paul, AB	Feb. 15/04	Winnipeg ICE/Prince Albert Raiders	WHL	62	2	8	10	-20	57	Eligible 2024
#	GOALTENDERS	POS	CA	HT	WT	HOMETOWN	D.O.B	2022-23 SEASON	LEAGUE	GP	W	L	OL	GAA	SV %	NHL Draft
1	Michnik, Spencer	G	L	6-2	196	Sylvan Lake, AB	Oct. 7/06	NAX U16 Prep	CSSHL	19	8	6	3	2.92	.905	Eligible 2025
33	Ratzlaff, Scott	G	L	6-1	175	Irma, AB	Mar. 9/05	THUNDERBIRDS	WHL	34	25	8	1	2.15	.918	BUF '23 

President: Colin Campbell

VP of Hockey Operations: Russ Farwell

General Manager: Bil La Forge

Assistant GM: Jared Crooks

Head Coach: Matt O'Dette

Assistant Coach: Matt Marquardt

Assistant Coach: Carter Cochrane

Athletic Therapist: Phil Varney

Equipment Manager: Ryan Campbell

Director of Player Development: Steven Goertzen

Goaltending Coach: Brad Guzda

Director of Player Personnel: Craig Goebel

Director of Scouting: Jag Bal



SEATTLE V. LETHBRIDGE

Game Notes | October 25th, 2023

LAST GAME: Gracyn Sawchyn had a five-point night (2g, 3a) and the Thunderbirds beat the Red Deer Rebels last night at the Peavey Mart Centrium, 5-2. Bryce Pickford, Antonio Martorana and Coster Dunn also scored for Seattle, with Dunn's shorthanded goal early in the third period standing as the game winner. Spencer Michnik turned aside 35 shots to earn his third win in net as the T-Birds were outshot 37-25.

SEASON SERIES: This is the only game on the schedule this season between the T-Birds and Hurricanes. Last season (Jan. 20th, 2023) Seattle defeated Lethbridge in overtime, 3-2, at the accesso ShoWare Center in Kent. The winning goal was scored by Reid Schaefer on a penalty shot. Scott Ratzlaff made 23 saves to earn the win in net. Seattle also beat the Hurricanes in overtime in their previous meeting, 5-4, January 3rd, 2020, in Lethbridge. The Hurricanes last win against Seattle was January 25th, 2019, in Kent, by a 4-3 score.

2023 WHL CHAMPIONSHIP SERIES: Seattle captured their second Ed Chynoweth Cup last May by defeating the Winnipeg ICE in five games. After dropping the series opener in Winnipeg, the Thunderbirds reeled off four straight wins, a win in Winnipeg in Game Two followed by three wins on home ice at the accesso ShoWare Center. Goalie Thomas Milic was named the 2023 WHL Playoffs Most Valuable Player. He went 16-3 with a 1.95 GAA, a .933 SVPT and one shutout.

ON THE RIGHT SIDE OF HISTORY: The Thunderbirds have played in four of the last six WHL Championship series. The T-Birds lost the final to Brandon in 2016 then defeated Regina in 2017. Seattle was eliminated in the first round of the postseason in both 2018 and 2019. Due to Covid, the Ed Chynoweth Cup was not contested in 2020 or 2021 (Seattle would have qualified for the 2020 postseason). The Thunderbirds then fell to the Edmonton Oil Kings in the 2022 WHL Championship Series before defeating Winnipeg last May.

DOUBLING UP: The Thunderbirds are coming off back-to-back Western Conference Championships, defeating the Kamloops Blazers each time. In 2022 they won in seven games, before falling to the Edmonton Oil Kings in the WHL Championship Serie in six games. Last spring, they defeated the Blazers in six games on their way to winning the WHL title. Seattle has won five Western Conference Championships in their history (1997, 2016, 2017, 2022 and 2023).

MOVING ON: Thirteen members of Seattle's 2023 WHL Championship roster are no longer with the club. One, Tij Iginla, was traded this summer to Kelowna. Ten have moved on to the professional ranks. This includes four of the T-Birds top five-point producers from last season (Jared Davidson, Lucas Ciona, Kyle Crnkovic, and Reid Schaefer). Two others, Mekai Sanders and Ashton McNelly were released at the WHL's 20-year-old deadline earlier this month.

RED, WHITE, AND BLUE: The Thunderbirds have claimed the U.S. Division banner four times since its inception in 2003. They claimed the division title in 2002-03, 2004-05, 2015-16 and 2022-23.

LAFORGING HIS WAY: Thunderbirds General Manager Bil LaForge was named the recipient of 2023 Lloyd Saunders Memorial Trophy, awarded to the WHL Executive of the Year.

KILLER INSTINCT: Seattle has finished second in the league on the penalty kill each of the last two seasons. Seattle finished at 83.4% on the PK in 2021-22 and at 83.5% last season. In 2021-22 they surrendered just 48 power play goals. Last season they allowed only 47.

STAT, CODE BLUE: Seattle has been bitten by the injury bug early this season and have already lost 29-man games to injury (and counting).

TAKING THE CREASE: Last season Scott Ratzlaff finished first in the WHL with five shutouts. He was second in GAA at 2.15 and fourth in the WHL in SVPCT at .918. He tied for fifth in the WHL with 25 wins in 34 starts. In 61 career games in the WHL he is 44-11-1. Last December he was named the WHL Goaltender of the Month with an 8-0-0-1 record. Two seasons ago, Ratzlaff was in net for Team Canada as they won the gold medal at the U-18 Hlinka-Gretzky tournament.

WINDY CITY WONDERKIND: T-Bird Kevin Korchinski, a CHL third team All-Star last season and the 2022-23 WHL U.S. Division Defenseman of the Year, made his NHL debut recently in Pittsburgh with the Chicago Blackhawks. Korchinski was drafted seventh overall by Chicago in the 2022 NHL Entry Draft. He is the second player off last year's WHL Championship team to play an NHL game (Dylan Guenther, Arizona). Korchinski currently remains in the NHL with the Blackhawks, recently earning his first NHL point with an assist.

HE CAN HANZEL IT: Defenseman Jeremy Hanzel led the WHL last season with a plus/minus rating of +70, which is also a franchise record. The old record was +50, set by Matthew Spiller in the 2002-03 season. He then led the WHL postseason with at +26. With two assists last night in Red Deer, Hanzel now has 101 points (25g, 76a) in his WHL career.

IT'S DRAFTY IN HERE: Six T-Birds were selected in this summer's NHL Entry Draft. Nico Myatovic (ANA) and Gracyn Sawchyn (FLA) were picked in round two. Sawyer Mynio (VAN) went in the third round. Scott Ratzlaff (BUF) and Thomas Milic (WPG) were fifth-round selections while Jeremy Hanzel (COL) was taken in round six. Since 2017, seventeen T-Birds have been drafted by NHL teams.

WE ARE YOUNG: The Thunderbirds have used twelve rookies/AP players so far this season. That group has combined for eleven points (10g, 11a) through the first seven games and are 2-0-0-0 in goal with a 1.71 GAA and .941 SVPCT.

COOTES SCOOTIN' BOOGIE: Thunderbirds first year center Braeden Cootes was recently one of 14 WHL players selected to represent Canada at the upcoming 2023 U-17 World Hockey Challenge. The event will be held in P.E.I. November 2nd through the 11th. Cootes has six points (4g, 2a) through seven games. He was the T-Birds first round pick (10th overall) in the 2022 WHL Prospects Draft.

TIGER TWOSOME: The T-Birds acquired LW Cru Hanas (2005) from the Medicine Hat Tigers in exchange for the rights to Reily Pickford and a conditional 2025 fifth round draft pick. They also picked up D Braden Wynne (2004) from the Tigers for a 2024 9th round pick. Both players made their T-Birds debuts on October 6th in Spokane.

THE SHOOTING ALARIE: Seattle acquired Eric Alarie (2003) from the Moose Jaw Warriors in exchange for a 2024 5th round pick and a 2027 third round pick. Alarie, a former Warriors first-round pick (2018) made his T-Birds debut October 6th, registering the game winning goal in the third period in Spokane.

HE OWENS US: On September 28th Seattle picked up D Owen Boucher (2004), along with a 2025 sixth round pick, from the Prince Albert Raiders in exchange for a 2027 fourth round pick.

FIND 200 WAYS: This is Matt O'Dette's seventh season as the head coach of the Thunderbirds. Prior to that he served four seasons as a T-Birds assistant coach. With seven wins in the first eight games this season, O'Dette has compiled a regular season record of 204-131-23-11 and is 36-24 in the postseason. With last night's win he passed Don Nachbaur for third all-time among T-Birds coaches in franchise history. Steve Konowalchuk (219) and Rob Sumner (237) top the list.

HANGIN' WITH THE 12: The Thunderbirds will retire Parick Marleau's #12 jersey in a pregame ceremony November 3rd when they host Spokane. Marleau, the all-time leader in NHL games played, was a Thunderbird from 1995-97.

NEXT GAME: The T-Birds next stop on their six-game excursion through the Central takes them to Swift Current Friday to face the Broncos. The trip ends Saturday in Medicine Hat against the Tigers.



Media Kit



Seattle Thunderbirds vs Lethbridge Hurricanes Game #RS-128: Wednesday, October 25, 2023

Pre-Game



Seattle Thunderbirds (7-1-0-0) vs. Lethbridge Hurricanes (7-5-1-0)

Oct 25, 2023 -- Enmax Centre - Lethbridge, AB

GOALIES

#	Name	Ht	Wt	GP	W	L	OTL	SL	SO	GAA	SV%
1	Spencer Michnik	6'2	196	4	3	0	0	0	0	1.80	0.944
33	Scott Ratzlaff	6'1	175	5	4	1	0	0	0	3.45	0.886

SKATERS

#	Name	Pos	Ht	Wt	GP	G	A	Pts.	PIM	+/-
2	Braeden Wynne	RD	6'2	175	3	0	0	0	0	0
4	Jeremy Hanzel	D	6'1	200	7	3	9	12	5	12
5	Hyde Davidson	D	6'2	170	8	0	1	1	2	3
7	Jordan Gustafson	C	6'0	184	0	0	0	0	0	0
8	Bryce Pickford	D	6'0	170	8	1	1	2	10	-2
9	Coster Dunn	C	6'1	177	7	2	1	3	10	2
14	Kevin Korchinski	D	6'3	192	0	0	0	0	0	0
17	Brendan Rudolph	LW	5'11	175	1	0	0	0	0	0
18	Sam Popowich	C	5'9	171	7	4	4	8	9	1
20	Cru Hanas	LW	6'3	185	7	0	1	1	6	-1
22	Simon Lovsin	RW	6'0	176	7	1	2	3	11	-2
26	Nico Myatovic	LW	6'3	187	4	2	3	5	2	3
27	Kaleb Hartmann	D	5'11	185	8	0	0	0	4	-1
28	Eric Alarie	LW	6'2	202	11	2	5	7	8	1
43	Sawyer Mynio	D	6'1	180	3	1	1	2	6	2
44	Owen Boucher	D	6'2	184	8	1	1	2	15	-1
59	Gracyn Sawchyn	C	5'11	155	7	3	8	11	0	6
77	Kazden Mathies	LW	5'11	173	8	2	1	3	4	1
81	Nishaan Parmar	RW	6'1	200	8	0	2	2	4	-1
85	Luca Hauf	LW	6'0	188	8	4	4	8	4	-1
86	Braeden Cootes	C	5'11	170	8	4	2	6	0	3
89	Antonio Martorana	RW	5'8	162	8	4	1	5	2	5
91	Samuel Charko	LW	6'0	183	7	0	1	1	0	2

Team Staff

GOALIES

#	Name	Ht	Wt	GP	W	L	OTL	SL	SO	GAA	SV%
31	Brady Smith	6'1	190	3	0	2	0	0	0	3.65	0.875
35	Harrison Meneghin	6'3	170	11	7	3	1	0	1	2.04	0.937

SKATERS

#	Name	Pos	Ht	Wt	GP	G	A	Pts.	PIM	+/-
2	Logan McCutcheon	RD	5'9	157	13	2	5	7	0	-1
3	Chase Pauls	RD	6'5	220	11	2	2	4	13	-1
6	Kale Tipler	RD	5'10	160	3	0	3	3	0	3
7	Joe Arntsen	LD	6'3	211	11	1	5	6	13	-3
8	Noah Chadwick	LD	6'4	200	11	3	8	11	8	5
9	Tristen Doyle	RD	5'9	180	13	0	4	4	6	0
11	Luke Cozens	C	6'0	162	12	0	2	2	2	-2
12	Kooper Gizowski	LW	5'10	170	11	1	0	1	4	1
14	Miguel Marques	RW	5'11	172	13	4	9	13	14	1
15	Trae Wilke	LW	6'0	190	13	4	4	8	8	2
16	Dustin Renas	RW	6'1	168	12	3	2	5	4	-1
17	Will Sharpe	LD	6'1	190	12	0	2	2	12	1
18	Logan Wormald	LW	5'9	155	11	3	7	10	6	3
19	Brayden Edwards	C	6'1	185	13	6	6	12	8	5
21	Tyson Zimmer	C	6'1	191	13	4	3	7	13	-2
22	Hayden Smith	LW	6'0	195	4	0	1	1	2	-3
23	Carter Dereniwsky	RW	5'10	168	9	3	1	4	0	2
24	Cole Cairns	RW	5'11	169	4	0	0	0	0	-2
26	Blake Swetlikoff	C	6'0	170	13	1	3	4	8	2
27	Elias Knoester	RW	5'10	164	11	0	2	2	0	0
28	Leo Braillard	RW	5'11	173	2	0	4	4	0	0
29	Landen Ward	LW	6'3	205	13	2	2	4	25	0

Team Staff

Bill Peters

Head Coach

Standings

Western Conference

U.S. Division

Rank	Team	GP	GR	W	L	OTL	SL	PTS	PCT	GF	GA	PIM	RW	ROW	S/O	Home	Away	P10	STK
1	Portland Winterhawks	9	59	8	1	0	0	16	0.889	54	18	159	7	8	0-0	5-0-0-0	3-1-0-0	8-1-0-0	8-0-0-0
2	Seattle Thunderbirds	8	60	7	1	0	0	14	0.875	32	22	98	6	7	0-0	2-1-0-0	5-0-0-0	7-1-0-0	6-0-0-0
3	Tri-City Americans	10	58	6	3	0	1	13	0.650	29	38	121	6	6	0-1	4-1-0-1	2-2-0-0	6-3-0-1	2-0-0-1
4	Wenatchee Wild	13	55	6	6	1	0	13	0.500	48	48	140	4	5	1-0	4-1-0-0	2-5-1-0	5-5-0-0	3-0-0-0
5	Everett Silvertips	10	58	5	5	0	0	10	0.500	31	28	123	3	5	0-0	4-2-0-0	1-3-0-0	5-5-0-0	0-2-0-0
6	Spokane Chiefs	10	58	4	4	2	0	10	0.500	31	36	141	3	4	0-0	2-2-0-0	2-2-2-0	4-4-2-0	0-1-2-0

B.C. Division

Rank	Team	GP	GR	W	L	OTL	SL	PTS	PCT	GF	GA	PIM	RW	ROW	S/O	Home	Away	P10	STK
1	Prince George Cougars	12	56	9	3	0	0	18	0.750	69	36	185	9	9	0-0	7-2-0-0	2-1-0-0	8-2-0-0	2-0-0-0
2	Kelowna Rockets	11	57	6	4	1	0	13	0.591	49	56	166	5	5	1-0	5-2-1-0	1-2-0-0	6-4-0-0	3-0-0-0
3	Victoria Royals	11	57	6	5	0	0	12	0.545	43	51	220	4	6	0-0	4-3-0-0	2-2-0-0	6-4-0-0	4-0-0-0
4	Vancouver Giants	9	59	3	5	1	0	7	0.389	28	36	150	3	3	0-0	3-1-1-0	0-4-0-0	3-5-1-0	1-0-0-0
5	Kamloops Blazers	12	56	1	9	2	0	4	0.167	27	56	143	1	1	0-0	1-3-2-0	0-6-0-0	0-9-1-0	0-9-1-0

Eastern Conference

Central Division

Rank	Team	GP	GR	W	L	OTL	SL	PTS	PCT	GF	GA	PIM	RW	ROW	S/O	Home	Away	P10	STK
1	Medicine Hat Tigers	12	56	7	4	1	0	15	0.625	50	39	182	5	7	0-0	1-1-1-0	6-3-0-0	5-4-1-0	0-1-0-0
2	Lethbridge Hurricanes	13	55	7	5	1	0	15	0.577	41	34	152	5	6	1-0	4-0-1-0	3-5-0-0	4-5-1-0	0-1-0-0
3	Swift Current Broncos	12	56	5	6	1	0	11	0.458	42	46	153	5	5	0-0	2-1-1-0	3-5-0-0	5-4-1-0	1-0-0-0
4	Red Deer Rebels	11	57	4	6	0	1	9	0.409	29	35	144	4	4	0-1	1-5-0-0	3-1-0-1	4-5-0-1	0-3-0-0
5	Calgary Hitmen	12	56	3	7	2	0	8	0.333	28	45	167	3	3	0-0	2-1-1-0	1-6-1-0	3-5-2-0	1-0-2-0
6	Edmonton Oil Kings	12	56	3	8	0	1	7	0.292	31	51	179	3	3	0-1	1-7-0-1	2-1-0-0	2-7-0-1	0-7-0-0

East Division

Rank	Team	GP	GR	W	L	OTL	SL	PTS	PCT	GF	GA	PIM	RW	ROW	S/O	Home	Away	P10	STK
1	Saskatoon Blades	11	57	8	3	0	0	16	0.727	36	22	91	6	7	1-0	4-1-0-0	4-2-0-0	8-2-0-0	0-1-0-0
2	Prince Albert Raiders	12	56	7	4	0	1	15	0.625	45	33	181	7	7	0-1	4-2-0-1	3-2-0-0	6-3-0-1	0-1-0-0
3	Regina Pats	13	55	7	5	1	0	15	0.577	46	45	153	5	6	1-0	5-1-1-0	2-4-0-0	5-4-1-0	0-2-0-0
4	Moose Jaw Warriors	13	55	8	5	0	0	16	0.615	42	45	132	7	8	0-0	3-3-0-0	5-2-0-0	7-3-0-0	2-0-0-0
5	Brandon Wheat Kings	14	54	5	6	2	1	13	0.464	49	60	232	4	5	0-1	2-2-1-0	3-4-1-1	3-5-1-1	0-3-1-1

x = Clinched Playoff Position

y = Teams who have clinched Division title

z = Regular Season Champion

Tuesday, October 24 2023

Seattle 5 at Red Deer 2 Final

Moose Jaw 3 at Saskatoon 1 Final

Kamloops 2 at Wenatchee 5 Final

Wednesday, October 25 2023

Prince Albert at Swift Current 7:00 pm CST

Seattle at Lethbridge 7:00 pm MDT

Tri-City at Everett 7:05 pm PDT

Victoria at Kelowna 7:05 pm PDT

Thursday, October 26 2023

Moose Jaw at Brandon 7:00 pm CDT

Wildcard Standings

Western Conference

U.S. Division

Rank	Team	GP	W	L	OTL	SL	PTS	PCT	GF	GA	STK	P10
1	Portland Winterhawks	9	8	1	0	0	16	0.889	54	18	8-0-0-0	8-1-0-0
2	Seattle Thunderbirds	8	7	1	0	0	14	0.875	32	22	6-0-0-0	7-1-0-0
3	Tri-City Americans	10	6	3	0	1	13	0.650	29	38	2-0-0-1	6-3-0-1

B.C. Division

Rank	Team	GP	W	L	OTL	SL	PTS	PCT	GF	GA	STK	P10
1	Prince George Cougars	12	9	3	0	0	18	0.750	69	36	2-0-0-0	8-2-0-0
2	Kelowna Rockets	11	6	4	1	0	13	0.591	49	56	3-0-0-0	6-4-0-0
3	Victoria Royals	11	6	5	0	0	12	0.545	43	51	4-0-0-0	6-4-0-0

Western Conference Wildcard

Rank	Team	GP	W	L	OTL	SL	PTS	PCT	GF	GA	STK	P10
7	Victoria Royals	11	6	5	0	0	12	0.545	43	51	4-0-0-0	6-4-0-0
8	Everett Silvertips	10	5	5	0	0	10	0.500	31	28	0-2-0-0	5-5-0-0
9	Spokane Chiefs	10	4	4	2	0	10	0.500	31	36	0-1-2-0	4-4-2-0
10	Vancouver Giants	9	3	5	1	0	7	0.389	28	36	1-0-0-0	3-5-1-0
11	Kamloops Blazers	12	1	9	2	0	4	0.167	27	56	0-9-1-0	0-9-1-0

Eastern Conference

Central Division

Rank	Team	GP	W	L	OTL	SL	PTS	PCT	GF	GA	STK	P10
1	Medicine Hat Tigers	12	7	4	1	0	15	0.625	50	39	0-1-0-0	5-4-1-0
2	Lethbridge Hurricanes	13	7	5	1	0	15	0.577	41	34	0-1-0-0	4-5-1-0
3	Swift Current Broncos	12	5	6	1	0	11	0.458	42	46	1-0-0-0	5-4-1-0

East Division

Rank	Team	GP	W	L	OTL	SL	PTS	PCT	GF	GA	STK	P10
1	Saskatoon Blades	11	8	3	0	0	16	0.727	36	22	0-1-0-0	8-2-0-0
2	Prince Albert Raiders	12	7	4	0	1	15	0.625	45	33	0-1-0-0	6-3-0-1
3	Regina Pats	13	7	5	1	0	15	0.577	46	45	0-2-0-0	5-4-1-0

Eastern Conference Wildcard

Rank	Team	GP	W	L	OTL	SL	PTS	PCT	GF	GA	STK	P10
7	Brandon Wheat Kings	14	5	6	2	1	13	0.464	49	60	0-3-1-1	3-5-1-1
8	Swift Current Broncos	12	5	6	1	0	11	0.458	42	46	1-0-0-0	5-4-1-0
9	Red Deer Rebels	11	4	6	0	1	9	0.409	29	35	0-3-0-0	4-5-0-1
10	Calgary Hitmen	12	3	7	2	0	8	0.333	28	45	1-0-2-0	3-5-2-0
11	Edmonton Oil Kings	12	3	8	0	1	7	0.292	31	51	0-7-0-0	2-7-0-1

Conference Standings

Western Conference

Rank	Team	GP	GR	W	L	OTL	SL	PTS	PCT	GF	GA	S/O	RW	ROW	Home	Away	P10	STK
1	Prince George Cougars	12	56	9	3	0	0	18	0.750	69	36	0-0	9	9	7-2-0-0	2-1-0-0	8-2-0-0	2-0-0-0
2	Portland Winterhawks	9	59	8	1	0	0	16	0.889	54	18	0-0	7	8	5-0-0-0	3-1-0-0	8-1-0-0	8-0-0-0
3	Seattle Thunderbirds	8	60	7	1	0	0	14	0.875	32	22	0-0	6	7	2-1-0-0	5-0-0-0	7-1-0-0	6-0-0-0
4	Tri-City Americans	10	58	6	3	0	1	13	0.650	29	38	0-1	6	6	4-1-0-1	2-2-0-0	6-3-0-1	2-0-0-1
5	Kelowna Rockets	11	57	6	4	1	0	13	0.591	49	56	1-0	5	5	5-2-1-0	1-2-0-0	6-4-0-0	3-0-0-0
6	Wenatchee Wild	13	55	6	6	1	0	13	0.500	48	48	1-0	4	5	4-1-0-0	2-5-1-0	5-5-0-0	3-0-0-0
7	Victoria Royals	11	57	6	5	0	0	12	0.545	43	51	0-0	4	6	4-3-0-0	2-2-0-0	6-4-0-0	4-0-0-0
8	Everett Silvertips	10	58	5	5	0	0	10	0.500	31	28	0-0	3	5	4-2-0-0	1-3-0-0	5-5-0-0	0-2-0-0
9	Spokane Chiefs	10	58	4	4	2	0	10	0.500	31	36	0-0	3	4	2-2-0-0	2-2-2-0	4-4-2-0	0-1-2-0
10	Vancouver Giants	9	59	3	5	1	0	7	0.389	28	36	0-0	3	3	3-1-1-0	0-4-0-0	3-5-1-0	1-0-0-0
11	Kamloops Blazers	12	56	1	9	2	0	4	0.167	27	56	0-0	1	1	1-3-2-0	0-6-0-0	0-9-1-0	0-9-1-0

Eastern Conference

Rank	Team	GP	GR	W	L	OTL	SL	PTS	PCT	GF	GA	S/O	RW	ROW	Home	Away	P10	STK
1	Saskatoon Blades	11	57	8	3	0	0	16	0.727	36	22	1-0	6	7	4-1-0-0	4-2-0-0	8-2-0-0	0-1-0-0
2	Moose Jaw Warriors	13	55	8	5	0	0	16	0.615	42	45	0-0	7	8	3-3-0-0	5-2-0-0	7-3-0-0	2-0-0-0
3	Prince Albert Raiders	12	56	7	4	0	1	15	0.625	45	33	0-1	7	7	4-2-0-1	3-2-0-0	6-3-0-1	0-1-0-0
4	Medicine Hat Tigers	12	56	7	4	1	0	15	0.625	50	39	0-0	5	7	1-1-1-0	6-3-0-0	5-4-1-0	0-1-0-0
5	Regina Pats	13	55	7	5	1	0	15	0.577	46	45	1-0	5	6	5-1-1-0	2-4-0-0	5-4-1-0	0-2-0-0
6	Lethbridge Hurricanes	13	55	7	5	1	0	15	0.577	41	34	1-0	5	6	4-0-1-0	3-5-0-0	4-5-1-0	0-1-0-0
7	Brandon Wheat Kings	14	54	5	6	2	1	13	0.464	49	60	0-1	4	5	2-2-1-0	3-4-1-1	3-5-1-1	0-3-1-1
8	Swift Current Broncos	12	56	5	6	1	0	11	0.458	42	46	0-0	5	5	2-1-1-0	3-5-0-0	5-4-1-0	1-0-0-0
9	Red Deer Rebels	11	57	4	6	0	1	9	0.409	29	35	0-1	4	4	1-5-0-0	3-1-0-1	4-5-0-1	0-3-0-0
10	Calgary Hitmen	12	56	3	7	2	0	8	0.333	28	45	0-0	3	3	2-1-1-0	1-6-1-0	3-5-2-0	1-0-2-0
11	Edmonton Oil Kings	12	56	3	8	0	1	7	0.292	31	51	0-1	3	3	1-7-0-1	2-1-0-0	2-7-0-1	0-7-0-0

Division leaders (marked with a *) are automatically seeded first and second.

x = Teams who have clinched a playoff spot.

y = Teams who have clinched Division title

Lethbridge Hurricanes 2023 - 24 Regular Season Game Schedule

Date	Opponent	Result	Record	Score	GWG	Goaltender	Opposing Goaltender
Sep. 22	Swift Current	W	1-0-0-0	3-1	Landen Ward	Harrison Meneghin (1 GA, 40 SVS)	Joey Rocha (3 GA, 31 SVS)
Sep. 23	at Swift Current	W	2-0-0-0	5-2	Trae Wilke	Harrison Meneghin (2 GA, 24 SVS)	Joey Rocha (4 GA, 25 SVS)
Sep. 29	at Edmonton	W	3-0-0-0	4-3	SO	Harrison Meneghin (3 GA, 32 SVS)	Kolby Hay (3 GA, 30 SVS)
Oct. 1	at Edmonton	L	3-1-0-0	5-8		Brady Smith (6 GA, 21 SVS)	Logan Cunningham (5 GA, 39 SVS)
Oct. 6	Moose Jaw	W	4-1-0-0	4-0	Tyson Zimmer	Harrison Meneghin (0 GA, 26 SVS)	Jackson Unger (4 GA, 38 SVS)
Oct. 7	at Red Deer	L	4-2-0-0	1-3		Harrison Meneghin (3 GA, 26 SVS)	Kyle Kelsey (1 GA, 33 SVS)
Oct. 9	at Edmonton	W	5-2-0-0	5-2	Miguel Marques	Harrison Meneghin (2 GA, 38 SVS)	Logan Cunningham (4 GA, 15 SVS)
Oct. 11	Brandon	OTL	5-2-1-0	0-1	OT	Harrison Meneghin (1 GA, 33 SVS)	Carson Bjarnason (0 GA, 36 SVS)
Oct. 13	at Moose Jaw	L	5-3-1-0	3-4		Harrison Meneghin (4 GA, 27 SVS)	Jackson Unger (3 GA, 27 SVS)
Oct. 14	at Regina	L	5-4-1-0	1-3		Harrison Meneghin (2 GA, 5 SVS)	Kelton Pyne (1 GA, 19 SVS)
Oct. 18	Calgary	W	6-4-1-0	3-2	OT Logan Wormald	Harrison Meneghin (2 GA, 37 SVS)	Ethan Buenaventura (3 GA, 32 SVS)
Oct. 20	Red Deer	W	7-4-1-0	4-1	Trae Wilke	Harrison Meneghin (1 GA, 24 SVS)	Kyle Kelsey (3 GA, 23 SVS)
Oct. 22	at Calgary	L	7-5-1-0	3-4		Brady Smith (4 GA, 31 SVS)	Ethan Buenaventura (3 GA, 34 SVS)
Oct. 25	Seattle	7:00 pm MDT					
Oct. 27	Calgary	7:00 pm MDT					
Nov. 1	Everett	7:00 pm MDT					
Nov. 3	at Medicine Hat	7:00 pm MDT					
Nov. 4	Portland	6:00 pm MDT					
Nov. 8	Prince Albert	7:00 pm MST					
Nov. 10	Wenatchee	7:00 pm MST					
Nov. 17	at Victoria	7:05 pm PST					
Nov. 18	at Vancouver	7:00 pm PST					
Nov. 21	at Kelowna	7:05 pm PST					
Nov. 22	at Kamloops	7:00 pm PST					
Nov. 24	at Prince George	7:00 pm PST					
Nov. 29	Calgary	7:00 pm MST					
Dec. 1	Saskatoon	7:00 pm MST					
Dec. 8	Swift Current	7:00 pm MST					
Dec. 9	at Swift Current	7:00 pm CST					
Dec. 13	Medicine Hat	7:00 pm MST					
Dec. 15	Regina	7:00 pm MST					
Dec. 16	at Medicine Hat	7:00 pm MST					
Dec. 27	Swift Current	7:00 pm MST					
Dec. 29	Red Deer	7:00 pm MST					
Dec. 30	at Medicine Hat	7:00 pm MST					
Jan. 3	Swift Current	7:00 pm MST					
Jan. 5	Tri-City	7:00 pm MST					
Jan. 9	Spokane	7:00 pm MST					
Jan. 12	Medicine Hat	7:00 pm MST					
Jan. 13	at Medicine Hat	7:00 pm MST					
Jan. 17	at Moose Jaw	7:00 pm CST					
Jan. 19	at Regina	7:00 pm CST					
Jan. 20	at Brandon	7:00 pm CST					
Jan. 26	Regina	7:00 pm MST					
Jan. 30	Edmonton	7:00 pm MST					
Jan. 31	at Swift Current	7:00 pm CST					
Feb. 3	Calgary	6:00 pm MST					
Feb. 6	at Saskatoon	7:00 pm CST					
Feb. 7	at Prince Albert	7:00 pm PST					
Feb. 9	at Brandon	7:00 pm CST					
Feb. 14	at Swift Current	7:00 pm CST					
Feb. 16	Saskatoon	7:00 pm MST					
Feb. 17	Prince Albert	6:00 pm MST					
Feb. 19	at Red Deer	2:00 pm MST					
Feb. 21	Moose Jaw	7:00 pm MST					
Feb. 23	Edmonton	7:00 pm MST					
Feb. 25	at Calgary	2:00 pm MST					
Mar. 1	at Saskatoon	7:00 pm CST					
Mar. 2	at Prince Albert	7:00 pm CST					
Mar. 6	Medicine Hat	7:00 pm MST					
Mar. 8	Brandon	7:00 pm MST					
Mar. 9	at Moose Jaw	7:00 pm CST					
Mar. 13	Edmonton	7:00 pm MDT					
Mar. 15	Red Deer	7:00 pm MDT					

Mar. 16 at Red Deer 7:00 pm MDT
Mar. 17 at Calgary 4:00 pm MDT
Mar. 22 Medicine Hat 7:00 pm MDT
Mar. 23 at Medicine Hat 7:00 pm MDT
* Overtime Game
** Shootout Game

Seattle Thunderbirds 2023 - 24 Regular Season Game Schedule

Date	Opponent	Result	Record	Score	GWG	Goaltender	Opposing Goaltender
Sep. 23	at Wenatchee	W	1-0-0-0	3-2	Sam Popowich	Spencer Michnik (2 GA, 28 SVS)	Daniel Hauser (3 GA, 33 SVS)
Sep. 30	Portland	L	1-1-0-0	1-6		Scott Ratzlaff (6 GA, 17 SVS)	Jan Spunar (1 GA, 17 SVS)
Oct. 6	at Spokane	W	2-1-0-0	4-2	Eric Alarie	Scott Ratzlaff (2 GA, 28 SVS)	Cooper Michaluk (3 GA, 22 SVS)
Oct. 13	Wenatchee	W	3-1-0-0	4-2	Sam Popowich	Scott Ratzlaff (2 GA, 22 SVS)	Daniel Hauser (3 GA, 35 SVS)
Oct. 17	Brandon	W	4-1-0-0	6-4	Braeden Cootes	Scott Ratzlaff (4 GA, 34 SVS)	Carson Bjarnason (5 GA, 24 SVS)
Oct. 20	at Calgary	W	5-1-0-0	3-2 OT	Jeremy Hanzel	Spencer Michnik (2 GA, 31 SVS)	Ethan Buenaventura (3 GA, 28 SVS)
Oct. 22	at Edmonton	W	6-1-0-0	6-2	Sawyer Mynio	Scott Ratzlaff (2 GA, 23 SVS)	Kolby Hay (6 GA, 30 SVS)
Oct. 24	at Red Deer	W	7-1-0-0	5-2	Coster Dunn	Spencer Michnik (2 GA, 35 SVS)	Rhett Stoesser (4 GA, 20 SVS)
Oct. 25	at Lethbridge	7:00 pm MDT					
Oct. 27	at Swift Current	7:00 pm CST					
Oct. 28	at Medicine Hat	7:00 pm MDT					
Nov. 3	Spokane	7:05 pm PDT					
Nov. 10	at Victoria	7:05 pm PST					
Nov. 11	Victoria	6:05 pm PST					
Nov. 14	Prince Albert	7:05 pm PST					
Nov. 17	at Everett	7:05 pm PST					
Nov. 18	Everett	6:05 pm PST					
Nov. 21	at Tri-City	7:05 pm PST					
Nov. 22	Kelowna	7:05 pm PST					
Nov. 24	Saskatoon	2:05 pm PST					
Nov. 25	at Kelowna	7:05 pm PST					
Dec. 2	Kelowna	6:05 pm PST					
Dec. 5	Victoria	7:05 pm PST					
Dec. 8	Tri-City	7:05 pm PST					
Dec. 9	at Portland	6:00 pm PST					
Dec. 13	at Spokane	7:05 pm PST					
Dec. 15	Vancouver	7:05 pm PST					
Dec. 16	at Everett	6:05 pm PST					
Dec. 17	at Vancouver	4:00 pm PST					
Dec. 28	at Portland	7:00 pm PST					
Dec. 30	Everett	6:05 pm PST					
Dec. 31	at Wenatchee	4:00 pm PST					
Jan. 5	Prince George	7:05 pm PST					
Jan. 6	at Everett	6:05 pm PST					
Jan. 10	at Kelowna	7:05 pm PST					
Jan. 12	Portland	7:05 pm PST					
Jan. 13	at Portland	6:00 pm PST					
Jan. 19	at Tri-City	7:05 pm PST					
Jan. 20	Tri-City	6:05 pm PST					
Jan. 21	Wenatchee	5:05 pm PST					
Jan. 26	at Wenatchee	7:00 pm PST					
Jan. 27	Everett	6:05 pm PST					
Jan. 30	Prince George	7:05 pm PST					
Feb. 2	at Victoria	7:05 pm PST					
Feb. 3	Portland	6:05 pm PST					
Feb. 4	Victoria	5:05 pm PST					
Feb. 7	at Kamloops	7:00 pm PST					
Feb. 9	Vancouver	7:05 pm PST					
Feb. 10	at Portland	6:00 pm PST					
Feb. 13	at Tri-City	7:05 pm PST					
Feb. 14	Wenatchee	7:05 pm PST					
Feb. 17	at Everett	6:05 pm PST					
Feb. 19	at Prince George	3:00 pm PST					
Feb. 20	at Prince George	7:00 pm PST					
Feb. 24	Everett	6:05 pm PST					
Feb. 25	Kamloops	5:05 pm PST					
Feb. 27	Regina	7:05 pm PST					
Mar. 1	at Kamloops	7:00 pm PST					
Mar. 2	Moose Jaw	6:05 pm PST					
Mar. 3	at Vancouver	4:00 pm PST					
Mar. 8	Spokane	7:05 pm PST					
Mar. 9	at Spokane	6:05 pm PST					
Mar. 10	Tri-City	5:05 pm PDT					
Mar. 17	Portland	5:05 pm PDT					

Mar. 19	Kamloops	7:05 pm PDT
Mar. 22	Spokane	7:05 pm PDT
Mar. 23	at Portland	6:00 pm PDT
Mar. 24	Portland	5:05 pm PDT

* Overtime Game
** Shootout Game

Leaders (Overall)

Top 20 Scorers

Rank	Player	Team	GP	G	A	PTS
1	Ondrej Becher	PG	12	9	18	27
2	Zac Funk	PG	12	13	13	26
3	* Terik Parascak	PG	12	15	10	25
4	Jagger Firkus	MJ	11	11	12	23
5	Andrew Cristall	KEL	10	7	16	23
6	Tanner Howe	REG	13	8	12	20
7	Riley Heidt	PG	10	7	13	20
8	Graham Sward	WEN	11	4	16	20
9	Tij Iginla	KEL	11	12	7	19
10	Mathew Ward	SC	12	6	13	19
11	Hudson Thornton	PG	12	5	13	18
12	Rylen Roersma	BDN	14	5	13	18
13	Brayden Yager	MJ	10	8	9	17
14	James Stefan	POR	9	7	10	17
15	* Gavin McKenna	MH	12	5	12	17
16	Ryder Ritchie	PA	12	7	9	16
17	Several Players Tied					15

Minor Penalties

Rank	Player	Team	GP	MinPen
1	Reggie Newman	VIC	11	13
2	Carter Yakemchuk	CGY	12	12
3	Several Players Tied			11

Power Play Goals

Rank	Player	Team	GP	PPG
1	Zac Funk	PG	12	8
2	Cayden Lindstrom	MH	12	6
3	Connor Hvidston	SC	7	5
4	Tij Iginla	KEL	11	5
5	* Terik Parascak	PG	12	5

Shots

Rank	Player	Team	GP	Shots
1	Zac Funk	PG	12	69
2	Dylan Sydor	KAM	12	61
3	* Terik Parascak	PG	12	57
4	Egor Sidorov	SAS	9	54
5	Cayden Lindstrom	MH	12	54

Game Winning Goals

Rank	Player	Team	GP	GWG
1	Egor Sidorov	SAS	9	3
2	Brayden Yager	MJ	10	3
3	Mathew Ward	SC	12	3
4	Braxton Whitehead	REG	12	3
5	Several Players Tied			2

Shootout Goals

Rank	Player	Team	SOG	SOA
1	Several Players Tied		1	

Goals

Rank	Player	Team	GP	G
1	* Terik Parascak	PG	12	15
2	Zac Funk	PG	12	13
3	Tij Iginla	KEL	11	12
4	Jagger Firkus	MJ	11	11
5	Several Players Tied			10

Assists

Rank	Player	Team	GP	A
1	Ondrej Becher	PG	12	18
2	Andrew Cristall	KEL	10	16
3	Graham Sward	WEN	11	16
4	Several Players Tied			13

Penalty Minutes

Rank	Player	Team	GP	PIM
1	Rilen Kovacevic	EDM	12	33
2	Carter Yakemchuk	CGY	12	29
3	Grady Lane	VIC	8	27
4	Kalan Lind	RD	9	27
5	Reggie Newman	VIC	11	26

Major Penalties

Rank	Player	Team	GP	MajPen
1	Rilen Kovacevic	EDM	12	3
2	* Aiden Foster	PG	12	3
3	Jayden Wiens	BDN	14	3
4	Several Players Tied			2

Short Handed Goals

Rank	Player	Team	GP	SHG
1	Several Players Tied			2

Shooting Percentage

Rank	Player	Team	GP	Goals	Shots	PCT
1	* Antonio Martorana	SEA	8	4	12	33.3
2	Matthew Hodson	VIC	9	2	6	33.3
3	Kyle Chyzowski	POR	9	7	22	31.8
4	Dylan Wightman	KEL	11	6	19	31.6
5	* Dominik Petr	BDN	14	7	23	30.4

Plus/Minus

Rank	Player	Team	GP	+/-
1	* Terik Parascak	PG	12	17
2	Kyle Chyzowski	POR	9	15
3	Nicholas Johnson	POR	9	13
4	Jeremy Hanzel	SEA	7	12
5	Several Players Tied			11

Shootout Percentage

Rank	Player	Team	SOG	SOA	SO%
1	Several Players Tied				100.0

Leading Goalies

Top 15 Goalies (by GAA)

Rank	Player	Team	GP	Mins	W	L	OTL	SOL	SO	GA	GAA	SOW	SOL	SOGA	SOA	SO%	SA	SVS	SV%
1	Jan Spunar	POR	7	400	7	0	0	0	1	7	1.05	0	0	0	0	0.000	168	161	0.958
2	Austin Elliott	SAS	7	429	6	1	0	0	1	11	1.54	1	0	1	5	0.800	165	154	0.933
3	* Spencer Michnik	SEA	4	200	3	0	0	0	0	6	1.80	0	0	0	0	0.000	107	101	0.944
4	Max Hildebrand	PA	5	299	4	1	0	0	1	9	1.81	0	0	0	0	0.000	163	154	0.945
5	Harrison Meneghin	LET	11	618	7	3	1	0	1	21	2.04	1	0	1	3	0.667	333	312	0.937
6	* Evan Gardner	SAS	4	238	2	2	0	0	1	9	2.27	0	0	0	0	0.000	114	105	0.921
7	Rhett Stoesser	RD	4	205	1	2	0	0	1	8	2.34	0	0	0	0	0.000	89	81	0.910
8	* Lukas Matecha	TC	8	478	5	1	0	1	0	19	2.39	0	1	2	3	0.333	255	236	0.925
9	Ethan Chadwick	EVT	5	299	2	3	0	0	1	13	2.61	0	0	0	0	0.000	125	112	0.896
10	Kyle Kelsey	RD	5	301	1	3	0	1	0	14	2.79	0	1	2	2	0.000	145	131	0.903
11	Ty Young	PG	9	533	7	2	0	0	0	25	2.81	0	0	0	0	0.000	222	197	0.887
12	Tyler Palmer	EVT	5	307	3	2	0	0	0	15	2.94	0	0	0	0	0.000	159	144	0.906
13	Reid Dyck	SC	6	298	3	2	0	0	0	15	3.02	0	0	0	0	0.000	191	176	0.921
14	Jackson Unger	MJ	12	681	8	4	0	0	0	35	3.08	0	0	0	0	0.000	413	378	0.915
15	Kelton Pyne	REG	7	401	3	2	1	0	0	21	3.14	0	0	0	0	0.000	204	183	0.897

Wins

Rank	Player	Team	W
1	Jackson Unger	MJ	8
2	Jan Spunar	POR	7
3	Ty Young	PG	7
4	Harrison Meneghin	LET	7
5	Austin Elliott	SAS	6

Saves

Rank	Player	Team	SVS
1	Jackson Unger	MJ	378
2	Daniel Hauser	WEN	346
3	Harrison Meneghin	LET	312
4	Carson Bjarnason	BDN	261
5	Brett Mirwald	VAN	260

Losses

Rank	Player	Team	L
1	Dylan Ernst	KAM	6
2	Daniel Hauser	WEN	5
3	Several Goaltenders Tied		4

Save Percentage

Rank	Player	Team	GA	SVS	SV%
1	Jan Spunar	POR	7	161	0.958
2	Max Hildebrand	PA	9	154	0.945
3	* Spencer Michnik	SEA	6	101	0.944
4	Harrison Meneghin	LET	21	312	0.937
5	Austin Elliott	SAS	11	154	0.933

Mins

Rank	Player	Team	Mins
1	Jackson Unger	MJ	681
2	Evan May	MH	623
3	Harrison Meneghin	LET	618
4	Daniel Hauser	WEN	600
5	Ty Young	PG	533

Shootout Wins

Rank	Player	Team	SOW
1	Harrison Meneghin	LET	1
2	Austin Elliott	SAS	1
3	Jari Kykkanen	KEL	1
4	* Ewan Huet	REG	1
5	* Brendan Gee	WEN	1

Shutouts

Rank	Player	Team	SO
1	Several Goaltenders Tied		1

Shootout Percentage

Rank	Player	Team	Saves	Att	SO%
1	* Brendan Gee	WEN	2	2	1.000
2	Austin Elliott	SAS	4	5	0.800
3	Harrison Meneghin	LET	2	3	0.667
4	Chase Coward	PA	3	5	0.600
5	* Ewan Huet	REG	1	2	0.500

* indicates rookie

Leaders (Rookies)

Top 20 Scorers

Rank	Player	Team	GP	G	A	PTS
1	* Terik Parascak	PG	12	15	10	25
2	* Gavin McKenna	MH	12	5	12	17
3	* Dominik Petr	BDN	14	7	7	14
4	* Kenta Isogai	WEN	10	6	7	13
5	* Miles Cooper	WEN	13	3	8	11
6	* Adam Jecho	EDM	12	5	5	10
7	* Ty Coupland	SC	10	3	6	9
8	* Ben Kindel	CGY	12	2	6	8
9	* Krzysztof Macias	PA	10	6	1	7
10	* Matej Kubiesa	PA	12	3	4	7
11	* Hunter Laing	PG	12	2	5	7
12	* Max Curran	TC	9	1	6	7
13	* Braeden Cootes	SEA	8	4	2	6
14	* Cole Temple	REG	13	4	2	6
15	* Cameron Schmidt	VAN	8	3	3	6
16	* Lukás Král	SPO	9	3	3	6
17	* Adam Titlbach	VAN	9	3	3	6
18	* Nathan Behm	KAM	12	2	4	6
19	* Reese Hamilton	CGY	12	2	4	6
20	Several Players Tied					5

Minor Penalties

Rank	Player	Team	GP	MinPen
1	* Aleksey Chichkin	CGY	11	7
2	* Vojtech Vochvest	KAM	12	7
3	* Matteo Koci	KAM	11	7
4	* Hiroki Gojsic	KEL	11	6
5	Several Players Tied			5

Power Play Goals

Rank	Player	Team	GP	PPG
1	* Terik Parascak	PG	12	5
2	Several Players Tied			2

Shots

Rank	Player	Team	GP	Shots
1	* Terik Parascak	PG	12	57
2	* Gavin McKenna	MH	12	43
3	* Kenta Isogai	WEN	10	42
4	* Nathan Behm	KAM	12	38
5	Several Players Tied			28

Game Winning Goals

Rank	Player	Team	GP	GWG
1	* Adam Jecho	EDM	12	2
2	* Terik Parascak	PG	12	2
3	Several Players Tied			1

Shootout Goals

Rank	Player	Team	SOG	SOA
1	* Kenta Isogai	WEN	1	1

Goals

Rank	Player	Team	GP	G
1	* Terik Parascak	PG	12	15
2	* Dominik Petr	BDN	14	7
3	* Kenta Isogai	WEN	10	6
4	* Krzysztof Macias	PA	10	6
5	Several Players Tied			5

Assists

Rank	Player	Team	GP	A
1	* Gavin McKenna	MH	12	12
2	* Terik Parascak	PG	12	10
3	* Miles Cooper	WEN	13	8
4	* Kenta Isogai	WEN	10	7
5	* Dominik Petr	BDN	14	7

Penalty Minutes

Rank	Player	Team	GP	PIM
1	* Aiden Foster	PG	12	25
2	* Nicholas McLennan	PG	10	20
3	* Aleksey Chichkin	CGY	11	19
4	* Vojtech Vochvest	KAM	12	19
5	* Peyton Kettles	SC	12	15

Major Penalties

Rank	Player	Team	GP	MajPen
1	* Aiden Foster	PG	12	3
2	* Nicholas McLennan	PG	10	2
3	* Brett Calhoon	MH	9	2
4	* Easton Odut	BDN	6	2
5	Several Players Tied			1

Short Handed Goals

Rank	Player	Team	GP	SHG
1	* Terik Parascak	PG	12	2
2	* Kenta Isogai	WEN	10	1

Shooting Percentage

Rank	Player	Team	GP	Goals	Shots	PCT
1	* Antonio Martorana	SEA	8	4	12	33.3
2	* Dominik Petr	BDN	14	7	23	30.4
3	* Adam Jecho	EDM	12	5	18	27.8
4	* Lukás Král	SPO	9	3	11	27.3
5	* Cole Temple	REG	13	4	15	26.7

Plus/Minus

Rank	Player	Team	GP	+/-
1	* Terik Parascak	PG	12	17
2	* Antonio Martorana	SEA	8	5
3	* Doogan Pederson	PA	8	5
4	* Oli Chenier	PA	9	5
5	* Miles Cooper	WEN	13	5

Shootout Percentage

Rank	Player	Team	SOG	SOA	SO%
1	* Kenta Isogai	WEN	1	1	100.0
2	* Matej Kubiesa	PA	0	1	0.0
3	* Dominik Petr	BDN	0	1	0.0

Leaders (Defencemen)

Top 20 Scorers

Rank	Player	Team	GP	G	A	PTS
1	Graham Sward	WEN	11	4	16	20
2	Hudson Thornton	PG	12	5	13	18
3	Nate Misskey	VIC	11	3	11	14
4	Viliam Kmec	PG	12	6	7	13
5	Tanner Molendyk	SAS	9	3	10	13
6	Parker Berge	REG	13	3	10	13
7	Brayden Crampton	SPO	10	2	11	13
8	Jeremy Hanzel	SEA	7	3	9	12
9	Luca Cagnoni	POR	7	2	10	12
10	Carter Yakemchuk	CGY	12	4	7	11
11	Noah Chadwick	LET	11	3	8	11
12	Denton Mateychuk	MJ	6	0	10	10
13	Justice Christensen	PA	12	1	8	9
14	Several Players Tied					8

Minor Penalties

Rank	Player	Team	GP	MinPen
1	Carter Yakemchuk	CGY	12	12
2	Zach Turner	SC	11	11
3	Several Players Tied			10

Power Play Goals

Rank	Player	Team	GP	PPG
1	Viliam Kmec	PG	12	3
2	Brayden Crampton	SPO	10	2
3	Nate Misskey	VIC	11	2
4	Hudson Thornton	PG	12	2
5	Several Players Tied			1

Shots

Rank	Player	Team	GP	Shots
1	Carter Yakemchuk	CGY	12	51
2	Nate Misskey	VIC	11	42
3	Parker Berge	REG	13	36
4	Logan Bairos	KAM	12	34
5	Viliam Kmec	PG	12	33

Game Winning Goals

Rank	Player	Team	GP	GWG
1	Carter Sotheran	POR	7	2
2	Several Players Tied			1

Shootout Goals

Rank	Player	Team	SOG	SOA
------	--------	------	-----	-----

Goals

Rank	Player	Team	GP	G
1	Viliam Kmec	PG	12	6
2	Hudson Thornton	PG	12	5
3	Graham Sward	WEN	11	4
4	Carter Yakemchuk	CGY	12	4
5	Layton Feist	SPO	12	4

Assists

Rank	Player	Team	GP	A
1	Graham Sward	WEN	11	16
2	Hudson Thornton	PG	12	13
3	Brayden Crampton	SPO	10	11
4	Nate Misskey	VIC	11	11
5	Several Players Tied			10

Penalty Minutes

Rank	Player	Team	GP	PIM
1	Carter Yakemchuk	CGY	12	29
2	Terrell Goldsmith	PA	10	25
3	Karter Prososky	WEN	12	22
4	Several Players Tied			20

Major Penalties

Rank	Player	Team	GP	MajPen
1	Karter Prososky	WEN	12	2
2	Luke Shipley	BDN	12	2
3	Ashton Cumby	WEN	13	2
4	Kurt Rookes	WEN	8	2
5	Bryce Pickford	SEA	8	2

Short Handed Goals

Rank	Player	Team	GP	SHG
1	Justin Kipkie	VIC	10	1
2	Hudson Thornton	PG	12	1

Shooting Percentage

Rank	Player	Team	GP	Goals	Shots	PCT
1	Carter Sotheran	POR	7	3	12	25.0
2	Viliam Kmec	PG	12	6	33	18.2
3	Corbin Vaughan	REG	13	2	11	18.2
4	Hudson Thornton	PG	12	5	30	16.7
5	Pasha Bocharov	TC	10	2	12	16.7

Plus/Minus

Rank	Player	Team	GP	+/-
1	Jeremy Hanzel	SEA	7	12
2	Luca Cagnoni	POR	7	11
3	Ryder Thompson	POR	8	11
4	Graham Sward	WEN	11	11
5	Several Players Tied			10

Shootout Percentage

Rank	Player	Team	SOG	SOA	SO%
------	--------	------	-----	-----	-----

Specialty Team Records

Team Power Play

Rank	Team	GP	ADV	GF	PP%	SHGA	Rank	Team	GP	TSH	PPGA	PK%	SHGF
1	Prince George Cougars	12	61	25	41.0	1	1	Portland Winterhawks	9	42	4	90.5	4
2	Kelowna Rockets	11	51	18	35.3	6	2	Seattle Thunderbirds	8	28	3	89.3	2
3	Medicine Hat Tigers	12	52	17	32.7	3	3	Saskatoon Blades	11	34	4	88.2	1
4	Portland Winterhawks	9	40	13	32.5	1	4	Lethbridge Hurricanes	13	56	7	87.5	1
5	Moose Jaw Warriors	13	47	13	27.7	1	5	Medicine Hat Tigers	12	61	10	83.6	5
6	Swift Current Broncos	12	58	15	25.9	3	6	Prince Albert Raiders	12	57	10	82.5	0
7	Saskatoon Blades	11	52	13	25.0	0	7	Regina Pats	13	64	12	81.3	2
8	Spokane Chiefs	10	50	12	24.0	2	8	Tri-City Americans	10	41	8	80.5	0
9	Prince Albert Raiders	12	47	11	23.4	0	9	Red Deer Rebels	11	51	10	80.4	1
10	Regina Pats	13	51	11	21.6	0	10	Vancouver Giants	9	48	10	79.2	2
11	Victoria Royals	11	51	11	21.6	5	11	Prince George Cougars	12	51	11	78.4	8
12	Red Deer Rebels	11	52	11	21.2	2	12	Spokane Chiefs	10	45	10	77.8	0
13	Seattle Thunderbirds	8	31	6	19.4	1	13	Brandon Wheat Kings	14	58	13	77.6	0
14	Brandon Wheat Kings	14	47	9	19.1	3	14	Wenatchee Wild	13	48	12	75.0	2
15	Lethbridge Hurricanes	13	55	10	18.2	2	15	Victoria Royals	11	67	17	74.6	1
16	Everett Silvertips	10	56	9	16.1	0	16	Everett Silvertips	10	39	10	74.4	2
17	Tri-City Americans	10	44	7	15.9	2	17	Calgary Hitmen	12	50	13	74.0	0
18	Wenatchee Wild	13	53	8	15.1	2	18	Swift Current Broncos	12	58	16	72.4	1
19	Calgary Hitmen	12	60	9	15.0	2	19	Edmonton Oil Kings	12	57	16	71.9	3
20	Kamloops Blazers	12	49	7	14.3	1	20	Kamloops Blazers	12	55	16	70.9	1
21	Vancouver Giants	9	40	5	12.5	1	21	Moose Jaw Warriors	13	45	14	68.9	2
22	Edmonton Oil Kings	12	60	5	8.3	2	22	Kelowna Rockets	11	52	19	63.5	2

Team Overtime Performance

Rank	Team	GP	W	L	SW	SL	PTS	PCT
1	Everett Silvertips	2	2	0	0	0	4	1.000
2	Victoria Royals	2	2	0	0	0	4	1.000
3	Medicine Hat Tigers	3	2	1	0	0	5	0.833
4	Moose Jaw Warriors	1	1	0	0	0	2	1.000
5	Portland Winterhawks	1	1	0	0	0	2	1.000
6	Saskatoon Blades	2	1	0	1	0	4	1.000
7	Seattle Thunderbirds	1	1	0	0	0	2	1.000
8	Lethbridge Hurricanes	3	1	1	1	0	5	0.833
9	Regina Pats	3	1	1	1	0	5	0.833
10	Wenatchee Wild	3	1	1	1	0	5	0.833
11	Brandon Wheat Kings	4	1	2	0	1	5	0.625
12	Spokane Chiefs	3	1	2	0	0	4	0.667
13	Edmonton Oil Kings	1	0	0	0	1	1	0.500
14	Prince Albert Raiders	1	0	0	0	1	1	0.500
15	Prince George Cougars	0	0	0	0	0	0	0.000
16	Red Deer Rebels	1	0	0	0	1	1	0.500
17	Tri-City Americans	1	0	0	0	1	1	0.500
18	Kelowna Rockets	2	0	1	1	0	3	0.750
19	Swift Current Broncos	1	0	1	0	0	1	0.500
20	Vancouver Giants	1	0	1	0	0	1	0.500
21	Calgary Hitmen	2	0	2	0	0	2	0.500
22	Kamloops Blazers	2	0	2	0	0	2	0.500

Player Streaks

Player Goal Streaks (Current)

Rank	GP	Player	Team	From	To	Goals	Assists	Points
1	5	Egor Sidorov	SAS	Oct 11, 2023	Oct 24, 2023	5	1	6
2	4	Tij Iginla	KEL	Oct 14, 2023	Oct 21, 2023	5	4	9
3	3	Several Players Tied						

Player Goal Streaks (All Season)

Rank	GP	Player	Team	From	To	Goals	Assists	Points
1	5	Egor Sidorov	SAS	Oct 11, 2023	Oct 24, 2023	5	1	6
2	4	Several Players Tied						

Player Assist Streaks (Current)

Rank	GP	Player	Team	From	To	Goals	Assists	Points
1	8	Graham Sward	WEN	Oct 6, 2023	Oct 24, 2023	2	13	15
2	6	Jeremy Hanzel	SEA	Oct 6, 2023	Oct 24, 2023	3	9	12
3	6	Gracyn Sawchyn	SEA	Oct 6, 2023	Oct 24, 2023	3	8	11
4	6	Denton Mateychuk	MJ	Oct 10, 2023	Oct 24, 2023	0	10	10
5	6	Cole Reschny	VIC	Oct 9, 2023	Oct 21, 2023	1	8	9

Player Assist Streaks (All Season)

Rank	GP	Player	Team	From	To	Goals	Assists	Points
1	8	Graham Sward	WEN	Oct 6, 2023	Oct 24, 2023	2	13	15
2	8	Trevor Wong	SAS	Sep 30, 2023	Oct 21, 2023	2	12	14
3	6	Several Players Tied						

Player Point Streaks (Current)

Rank	GP	Player	Team	From	To	Goals	Assists	Points
1	11	Graham Sward	WEN	Sep 29, 2023	Oct 24, 2023	4	16	20
2	9	James Stefan	POR	Sep 22, 2023	Oct 21, 2023	7	10	17
3	9	Egor Sidorov	SAS	Sep 30, 2023	Oct 24, 2023	8	5	13
4	9	Diego Buttazzoni	POR	Sep 22, 2023	Oct 21, 2023	8	5	13
5	7	Several Players Tied						

Player Point Streaks (All Season)

Rank	GP	Player	Team	From	To	Goals	Assists	Points
1	11	Graham Sward	WEN	Sep 29, 2023	Oct 24, 2023	4	16	20
2	10	Carlin Dezainde	PG	Sep 22, 2023	Oct 13, 2023	5	9	14
3	9	Several Players Tied						

Seattle Thunderbirds Roster

PLAYERS								
#	Name	Pos	Shoots	Ht	Wt	Birthdate	Home town	Draft Status
1	Spencer Michnik	G	L	6'2	196	Oct 7, 2006	Sylvan Lake AB Canada	2021 by SEA
2	Braeden Wynne	RD	R	6'2	175	Jan 13, 2004	Coquitlam BC	2021 by EDM
4	Jeremy Hanzel	D	L	6'1	200	Feb 27, 2003	Coquitlam BC Canada	2023 by COL, 2020 by Sea
5	Hyde Davidson	D	L	6'2	170	Jan 23, 2006	Edmonton AB Canada	2021 by SEA
7	Jordan Gustafson	C	L	6'0	184	Jan 20, 2004	Ardrossan AB Canada	2022 by VGK, 2019 by SEA
8	Bryce Pickford	D	R	6'0	170	Apr 2, 2006	Chauvin AB Canada	2021 by SEA
9	Coster Dunn	C	R	6'1	177	Sep 13, 2005	Stony Plain AB Canada	2020 by SEA
14	Kevin Korchinski	D	L	6'3	192	Jun 21, 2004	Saskatoon SK Canada	2022 by CHI, 2019 by SEA
17	Brendan Rudolph	LW	L	5'11	175	Mar 8, 2008	Calgary AB Canada	2023 by SEA
18	Sam Popowich	C	R	5'9	171	May 21, 2003	Camrose AB Canada	2018 by SEA
20	Cru Hanas	LW	L	6'3	185	Apr 23, 2005	Highland Village TX USA	2021 by MH
22	Simon Lovsin	RW	R	6'0	176	Jan 22, 2006	Stony Plain AB Canada	2021 by SEA
26	Nico Myatovic	LW	L	6'3	187	Dec 1, 2004	Prince George BC Canada	2023 by ANA, 2019 by SEA
27	Kaleb Hartmann	D	L	5'11	185	Jul 6, 2007	Langley BC Canada	2022 by SEA
28	Eric Alarie	LW	L	6'2	202	Jan 27, 2003	Winnipeg MB Canada	2018 by Moose Jaw
33	Scott Ratzlaff	G	L	6'1	175	Mar 9, 2005	Irma AB Canada	2023 by BUF, 2020 by SEA
43	Sawyer Mynio	D	L	6'1	180	Apr 30, 2005	Kamloops BC Canada	2023 by VAN, 2020 by SEA
44	Owen Boucher	D	L	6'2	184	Feb 15, 2004	St. Paul AB	2019 by WPG
59	Gracyn Sawchyn	C	R	5'11	155	Jan 19, 2005	Grande Prairie AB Canada	2023 by FLA, 2020 by RD
77	Kazden Mathies	LW	L	5'11	173	Apr 7, 2007	Martensville SK Canada	2022 by SEA
81	Nishaan Parmar	RW	R	6'1	200	Jun 3, 2006	Surrey BC Canada	2021 by SEA
85	Luca Hauf	LW	L	6'0	188	Jan 11, 2004	Krefeld Germany	2022 by EDM
86	Braeden Cootes	C	R	5'11	170	Feb 9, 2007	Sherwood Park AB Canada	2022 by SEA
89	Antonio Martorana	RW	R	5'8	162	Jul 18, 2007	Edmonton AB Canada	2022 by SEA
91	Samuel Charko	LW	L	6'0	183	Feb 12, 2007	Whitecourt AB Canada	2022 by SEA

Lethbridge Hurricanes Roster

PLAYERS								
#	Name	Pos	Shoots	Ht	Wt	Birthdate	Home town	Draft Status
2	Logan McCutcheon	RD	R	5'9	157	Jan 19, 2004	Saskatoon SK	2019 by LET
3	Chase Pauls	RD	R	6'5	220	Oct 7, 2003	Osler SK	2019 by LET
6	Kale Tipler	RD	R	5'10	160	Aug 15, 2006	Edgerton AB	2021 by LET
7	Joe Arntsen	LD	L	6'3	211	May 22, 2003	Dinsmore SK	2018 by LET
8	Noah Chadwick	LD	L	6'4	200	May 10, 2005	Saskatoon SK Canada	2023 by TOR, 2020 by LET
9	Tristen Doyle	RD	R	5'9	180	Feb 17, 2006	Bonnyville AB	2021 by LET
11	Luke Cozens	C	R	6'0	162	Jun 30, 2006	Whitehorse YT	2021 by LET
12	Kooper Gizowski	LW	L	5'10	170	May 5, 2005	Edmonton AB	2020 by SPO
14	Miguel Marques	RW	R	5'11	172	Mar 8, 2006	Prince George BC	2021 by LET
15	Trae Wilke	LW	L	6'0	190	Apr 20, 2006	Saskatoon SK	2021 by LET
16	Dustin Renas	RW	R	6'1	168	Jul 18, 2005	Saskatoon SK	2020 by LET
17	Will Sharpe	LD	L	6'1	190	Mar 7, 2007	Ladner BC	2022 by LET
18	Logan Wormald	LW	L	5'9	155	Aug 12, 2005	Langley BC Canada	2020 by LET
19	Brayden Edwards	C	R	6'1	185	Dec 23, 2004	Abbotsford BC Canada	2019 by WPG
21	Tyson Zimmer	C	R	6'1	191	Sep 5, 2004	Russell MB	2019 by BDN
22	Hayden Smith	LW	L	6'0	195	Jul 16, 2004	Chetwynd BC	2019 by SAS
23	Carter Dereniwsky	RW	R	5'10	168	Feb 27, 2004	Canora SK Canada	2019 by VIC
24	Cole Cairns	RW	R	5'11	169	Jun 1, 2006	Winnipeg MB	2021 by Portland
26	Blake Swetlikoff	C	R	6'0	170	May 29, 2003	Regina SK	2018 by SPO
27	Elias Knoester	RW	R	5'10	164	Oct 29, 2005	Olofstrom Sweden	2023 by LET
28	Leo Braillard	RW	L	5'11	173	Jul 5, 2005	La Chaux-de-Fonds Switzerland	2022 by Shawinigan (QMJHL)
29	Landen Ward	LW	L	6'3	205	Apr 19, 2006	Lloydminster AB	2021 by LET
31	Brady Smith	G	R	6'1	190	May 31, 2005	Cloverdale BC	2020 by LET
35	Harrison Meneghin	G	R	6'3	170	Sep 13, 2004	South Surrey BC	2021 by LET

2023 - 24 Regular Season Team Statistics

Seattle Thunderbirds

PLAYERS

#	Name	Pos	GP	G	A	PTS	+/-	PIM	PPG	PPA	SH	SHA	GW	FG	IG	OT	UA	EN	SOG	SOA	SOGW	SO%	Pt/G	PIMPG	SA	SH%
4	Jeremy Hanzel	D	7	3	9	12	12	5	0	3	0	0	1	1	0	1	0	0	0	0	0	0.0	1.71	0.71	22	13.6
59	Gracyn Sawchyn	C	7	3	8	11	6	0	0	1	0	1	0	1	0	1	2	0	0	0	0	0.0	1.57	0.00	10	30.0
18	Sam Popowich	C	7	4	4	8	1	9	2	0	1	0	2	0	0	0	1	0	0	0	0	0.0	1.14	1.29	17	23.5
85	Luca Hauf	LW	8	4	4	8	-1	4	2	2	0	0	0	1	0	0	0	0	0	0	0	0.0	1.00	0.50	21	19.0
28	Eric Alarie (total)	LW	11	2	5	7	1	8	1	0	0	0	2	0	0	0	0	0	0	0	0	0.0	0.64	0.73	35	5.7
	MJ	LW	5	1	2	3	-4	0	1	0	0	0	1	0	0	0	0	0	0	0	0	0.000	0.60	0.00	18	5.6
	SEA	LW	6	1	3	4	5	8	0	0	0	0	1	0	0	0	0	0	0	0	0	0.000	0.67	1.33	17	5.9
*	86 Braeden Cootes	C	8	4	2	6	3	0	1	1	0	0	1	1	0	0	0	0	0	0	0	0.0	0.75	0.00	17	23.5
*	89 Antonio Martorana	RW	8	4	1	5	5	2	0	0	0	0	0	1	0	0	0	0	0	0	0	0.0	0.63	0.25	12	33.3
	26 Nico Myatovic	LW	4	2	3	5	3	2	0	1	0	0	0	1	0	0	1	0	0	0	0	0.0	1.25	0.50	16	12.5
	9 Coster Dunn	C	7	2	1	3	2	10	1	0	1	0	1	1	0	0	0	0	0	0	0	0.0	0.43	1.43	13	15.4
*	77 Kazden Mathies	LW	8	2	1	3	1	4	0	0	0	0	0	1	0	0	0	0	0	0	0	0.0	0.38	0.50	12	16.7
*	22 Simon Lovsin	RW	7	1	2	3	-2	11	0	1	0	0	0	1	0	0	1	0	0	0	0	0.0	0.43	1.57	12	8.3
	43 Sawyer Mynio	D	3	1	1	2	2	6	0	0	0	0	1	0	0	0	0	0	0	0	0	0.0	0.67	2.00	10	10.0
	44 Owen Boucher (total)	D	8	1	1	2	-1	15	0	0	0	0	0	0	0	0	1	0	0	0	0	0.0	0.25	1.88	2	50.0
	PA	D	3	1	1	2	2	4	0	0	0	0	0	0	0	0	1	0	0	0	0	0.000	0.67	1.33	2	50.0
	SEA	D	5	0	0	0	-3	11	0	0	0	0	0	0	0	0	0	0	0	0	0	0.000	0.00	2.20	0	0.0
	8 Bryce Pickford	D	8	1	1	2	-2	10	0	1	0	0	0	0	0	0	0	0	0	0	0	0.0	0.25	1.25	21	4.8
*	81 Nishaan Parmar	RW	8	0	2	2	-1	4	0	1	0	0	0	0	0	0	0	0	0	0	0	0.0	0.25	0.50	11	0.0
*X	11 Finn Bagley	RW	1	0	1	1	0	0	0	0	0	0	0	0	0	0	0	0	0	0	0	0.0	1.00	0.00	0	0.0
X	3 Trey Patterson	D	1	0	1	1	1	0	0	0	0	0	0	0	0	0	0	0	0	0	0	0.0	1.00	0.00	1	0.0
*X	23 Caleb Potter	D	3	0	1	1	2	2	0	0	0	0	0	0	0	0	0	0	0	0	0	0.0	0.33	0.67	2	0.0
	33 Scott Ratzlaff	G	5	0	1	1	0	2	0	1	0	0	0	0	0	0	0	0	0	0	0	0.0	0.20	0.40	0	0.0
*	91 Samuel Charko	LW	7	0	1	1	2	0	0	0	0	0	0	0	0	0	0	0	0	0	0	0.0	0.14	0.00	5	0.0
	20 Cru Hanas (total)	LW	7	0	1	1	-1	6	0	0	0	0	0	0	0	0	0	0	0	0	0	0.0	0.14	0.86	6	0.0
	MH	LW	3	0	1	1	-1	4	0	0	0	0	0	0	0	0	0	0	0	0	0	0.000	0.33	1.33	5	0.0
	SEA	LW	4	0	0	0	0	2	0	0	0	0	0	0	0	0	0	0	0	0	0	0.000	0.00	0.50	1	0.0
	5 Hyde Davidson	D	8	0	1	1	3	2	0	0	0	0	0	0	0	0	0	0	0	0	0	0.0	0.13	0.25	8	0.0
*X	24 Brayden Holberton	RW	1	0	0	0	0	0	0	0	0	0	0	0	0	0	0	0	0	0	0	0.0	0.00	0.00	1	0.0
*X	6 Vanek Popil	D	1	0	0	0	0	0	0	0	0	0	0	0	0	0	0	0	0	0	0	0.0	0.00	0.00	0	0.0
*	17 Brendan Rudolph	LW	1	0	0	0	0	0	0	0	0	0	0	0	0	0	0	0	0	0	0	0.0	0.00	0.00	0	0.0
X	36 Luke Robson	C	2	0	0	0	0	0	0	0	0	0	0	0	0	0	0	0	0	0	0	0.0	0.00	0.00	1	0.0
X	15 Mekai Sanders	RW	2	0	0	0	-2	0	0	0	0	0	0	0	0	0	0	0	0	0	0	0.0	0.00	0.00	5	0.0
	2 Braeden Wynne	RD	3	0	0	0	0	0	0	0	0	0	0	0	0	0	0	0	0	0	0	0.0	0.00	0.00	0	0.0
*	1 Spencer Michnik	G	4	0	0	0	0	0	0	0	0	0	0	0	0	0	0	0	0	0	0	0.0	0.00	0.00	0	0.0
*	27 Kaleb Hartmann	D	8	0	0	0	-1	4	0	0	0	0	0	0	0	0	0	0	0	0	0	0.0	0.00	0.50	6	0.0

Goalies

#	Name	GP	Mins	GA	SO	GAA	W	L	OTL	SL	SA	SVS	SV%
33	Scott Ratzlaff	5	278	16	0	3.45	4	1	0	0	140	124	0.886
*	1 Spencer Michnik	4	200	6	0	1.80	3	0	0	0	107	101	0.944
	Empty Net	2	0								0		
	Totals	8	480	22	0	2.75	7	1	0	0	247	225	0.911

* indicates rookie

X indicates inactive

2023 - 24 Regular Season Team Statistics

Lethbridge Hurricanes

PLAYERS

#	Name	Pos	GP	G	A	PTS	+/-	PIM	PPG	PPA	SH	SHA	GW	FG	IG	OT	UA	EN	SOG	SOA	SOGW	SO%	Pt/G	PIMPG	SA	SH%
14	Miguel Marques	RW	13	4	9	13	1	14	2	2	0	0	1	1	0	0	0	0	0	0	0	0.0	1.00	1.08	45	8.9
19	Brayden Edwards	C	13	6	6	12	5	8	1	1	1	0	0	1	2	0	0	2	0	0	0	0.0	0.92	0.62	29	20.7
8	Noah Chadwick	LD	11	3	8	11	5	8	1	1	0	0	0	1	0	0	0	0	0	0	0	0.0	1.00	0.73	27	11.1
18	Logan Wormald	LW	11	3	7	10	3	6	0	3	0	0	1	1	1	1	0	0	1	1	1	100.0	0.91	0.55	36	8.3
15	Trae Wilke	LW	13	4	4	8	2	8	1	1	0	0	2	0	0	0	0	0	0	0	0	0.0	0.62	0.62	23	17.4
21	Tyson Zimmer	C	13	4	3	7	-2	13	2	1	0	0	1	1	0	0	0	0	1	1	0	100.0	0.54	1.00	40	10.0
2	Logan McCutcheon	RD	13	2	5	7	-1	0	0	2	0	0	0	0	0	0	0	0	0	0	0	0.0	0.54	0.00	30	6.7
7	Joe Arntsen	LD	11	1	5	6	-3	13	0	1	0	0	0	0	0	0	1	1	0	0	0	0.0	0.55	1.18	22	4.5
16	Dustin Renas	RW	12	3	2	5	-1	4	0	0	0	0	0	0	0	0	0	0	0	0	0	0.0	0.42	0.33	20	15.0
23	Carter Dereniwsky	RW	9	3	1	4	2	0	1	0	0	0	0	0	1	0	0	0	0	0	0	0.0	0.44	0.00	14	21.4
3	Chase Pauls	RD	11	2	2	4	-1	13	0	0	0	0	0	0	1	0	0	0	0	0	0	0.0	0.36	1.18	21	9.5
29	Landen Ward	LW	13	2	2	4	0	25	0	1	0	0	1	0	0	0	0	0	0	0	0	0.0	0.31	1.92	12	16.7
26	Blake Swetlikoff	C	13	1	3	4	2	8	1	2	0	0	0	0	0	0	0	0	0	0	0	0.0	0.31	0.62	24	4.2
28	Leo Brailard	RW	2	0	4	4	0	0	0	3	0	0	0	0	0	0	0	0	0	0	0	0.0	2.00	0.00	2	0.0
9	Tristen Doyle	RD	13	0	4	4	0	6	0	2	0	1	0	0	0	0	0	0	0	0	0	0.0	0.31	0.46	15	0.0
6	Kale Tipler	RD	3	0	3	3	3	0	0	0	0	1	0	0	0	0	0	0	0	0	0	0.0	1.00	0.00	2	0.0
X 20	Aiden Ziprick	D	2	0	2	2	0	0	0	0	0	0	0	0	0	0	0	0	0	0	0	0.0	1.00	0.00	4	0.0
27	Elias Knoester	RW	11	0	2	2	0	0	0	0	0	0	0	0	0	0	0	0	0	0	0	0.0	0.18	0.00	12	0.0
11	Luke Cozens	C	12	0	2	2	-2	2	0	0	0	0	0	0	0	0	0	0	0	0	0	0.0	0.17	0.17	17	0.0
17	Will Sharpe	LD	12	0	2	2	1	12	0	0	0	0	0	0	0	0	0	0	0	0	0	0.0	0.17	1.00	14	0.0
X 10	Anton Astashevich	RW	2	1	0	1	1	2	0	0	0	0	0	0	0	0	0	0	0	0	0	0.0	0.50	1.00	2	50.0
12	Kooper Gizowski	LW	11	1	0	1	1	4	1	0	0	0	0	0	0	0	0	0	0	0	0	0.0	0.09	0.36	16	6.3
22	Hayden Smith (total)	LW	4	0	1	1	-3	2	0	0	0	0	0	0	0	0	0	0	0	0	0	0.0	0.25	0.50	0	0.0
	LET	LW	2	0	1	1	-2	0	0	0	0	0	0	0	0	0	0	0	0	0	0	0.000	0.50	0.00	0	0.0
	EVT	LW	2	0	0	0	-1	2	0	0	0	0	0	0	0	0	0	0	0	0	0	0.000	0.00	1.00	0	0.0
X 4	Carsen Adair	LD	2	0	0	0	-1	0	0	0	0	0	0	0	0	0	0	0	0	0	0	0.0	0.00	0.00	2	0.0
*X 25	Kash Andresen	C	3	0	0	0	0	2	0	0	0	0	0	0	0	0	0	0	0	0	0	0.0	0.00	0.67	1	0.0
31	Brady Smith	G	3	0	0	0	0	0	0	0	0	0	0	0	0	0	0	0	0	0	0	0.0	0.00	0.00	0	0.0
* 24	Cole Cairns	RW	4	0	0	0	-2	0	0	0	0	0	0	0	0	0	0	0	0	0	0	0.0	0.00	0.00	1	0.0
35	Harrison Meneghin	G	11	0	0	0	0	2	0	0	0	0	0	0	0	0	0	0	0	0	0	0.0	0.00	0.18	0	0.0

* indicates rookie
X indicates inactive

Seattle Thunderbirds vs Lethbridge Hurricanes Head to Head

Summary

Description	Result	
Head to Head Record 2023 - 24 Regular Season	Lethbridge 0-0-0-0	Seattle 0-0-0-0
Head to Head Record 2022 - 23 Regular Season	Lethbridge 0-0-1-0	Seattle 1-0-0-0
Last 5 Years record between teams	Lethbridge 0-0-2-0	Seattle 2-0-0-0
Lethbridge vs. Seattle Last 5 Years record at Lethbridge	Lethbridge 0-0-1-0	Seattle 1-0-0-0
Lethbridge vs. Seattle Last 5 Years record at Seattle	Lethbridge 0-0-1-0	Seattle 1-0-0-0

Match Up

	<u>Seattle</u>	<u>Lethbridge</u>
Team Record	7-1-0-0 -- 14 points	7-5-1-0 -- 15 points
Division Ranking	2nd U.S.	2nd Central
Conference Ranking	3rd Western	6th Eastern
League Ranking	9th	8th
Past 10 Games	7-1-0-0	4-5-1-0
Streak	6-0-0-0	0-1-0-0
Last Game	5-2 W @ Red Deer (Oct 24 2023) Final	4-3 L @ Calgary (Oct 22 2023) Final
Home Record	2-1-0-0	4-0-1-0
Away Record	5-0-0-0	3-5-0-0
GF	32	41
GA	22	34
PP (Overall)	(6/31) 19.4%	(10/55) 18.2%
PP (Home)	(3/13) 23.1%	(2/21) 9.5%
PP (Away)	(3/18) 16.7%	(8/34) 23.5%
PK (Overall)	(3/28) 89.3%	(7/56) 87.5%
PK (Home)	(2/11) 81.8%	(2/23) 91.3%
PK (Away)	(1/17) 94.1%	(5/33) 84.8%
PP vs. Opp.	(0/0) 0%	(0/0) 0%
PK vs. Opp.	(0/0) 0%	(0/0) 0%
Leading Rookie	Cootes (4-2-6)	Andresen (0-0-0)
Most PIM	Boucher - 15	Ward - 25
Team PIM/GM	12.2/Game	11.7/Game
Leading Scorers	Hanzel (3-9-12)	Marques (4-9-13)
	Sawchyn (3-8-11)	Edwards (6-6-12)
	Popowich (4-4-8)	Chadwick (3-8-11)
	Hauf (4-4-8)	Wormald (3-7-10)
	Alarie (2-5-7)	Wilke (4-4-8)
Last 5 Games	5-2 W @ Red Deer (Oct 24 2023) Final	4-3 L @ Calgary (Oct 22 2023) Final
	6-2 W @ Edmonton (Oct 22 2023) Final	4-1 W vs Red Deer (Oct 20 2023) Final
	3-2 W @ Calgary (Oct 20 2023) Final OT	3-2 W vs Calgary (Oct 18 2023) Final OT
	6-4 W vs Brandon (Oct 17 2023) Final	3-1 L @ Regina (Oct 14 2023) Final
	4-2 W vs Wenatchee (Oct 13 2023) Final	4-3 L @ Moose Jaw (Oct 13 2023) Final
Leading After 1st	3-0-0-0	2-1-0-0
Leading After 2nd	2-0-0-0	4-1-0-0
Tied After 1st	3-0-0-0	3-2-1-0
Tied After 2nd	3-0-0-0	2-1-1-0
Trailing After 1st	1-1-0-0	2-2-0-0
Trailing After 2nd	2-1-0-0	1-3-0-0
Out Shooting Opponents	3-0-0-0	3-3-1-0

Out Shot by Opponents	4-1-0-0	4-2-0-0
1 Goal Games	2-0-0-0	2-2-1-0
2 Goal Games	3-0-0-0	1-2-0-0
3 Goal Games	1-0-0-0	3-1-0-0

Seattle Thunderbirds vs Lethbridge Hurricanes Head to Head

Lethbridge Hurricanes

#	Name	GP	G	A	PTS	PIM	+	-	
#	Name	GP	W	L	OTL	SL	Mins	GA	GAA SV%

Seattle Thunderbirds

#	Name	GP	G	A	PTS	PIM	+	-	
#	Name	GP	W	L	OTL	SL	Mins	GA	GAA SV%

Seattle Thunderbirds vs Lethbridge Hurricanes Head to Head

Team Game Highs and Lows

	Seattle Thunderbirds			Lethbridge Hurricanes		
Goals	Oct. 17	BDN	6	Sep. 23	at SC	5
	Oct. 22	at EDM	6	Oct. 1	at EDM	5
				Oct. 9	at EDM	5
Assists	Oct. 17	BDN	10	Oct. 1	at EDM	10
	Oct. 22	at EDM	10			
Points	Oct. 17	BDN	16	Oct. 1	at EDM	15
	Oct. 22	at EDM	16			
Penalty Minutes	Oct. 17	BDN	36	Sep. 22	SC	25
Minors	Oct. 17	BDN	8	Sep. 29	at EDM	9
				Oct. 9	at EDM	9
Majors	Oct. 17	BDN	2	Sep. 22	SC	1
	Oct. 20	at CGY	2	Oct. 11	BDN	1
				Oct. 13	at MJ	1
				Oct. 20	RD	1
Shots	Oct. 13	WEN	39	Oct. 1	at EDM	44
Power Play Goals	Oct. 17	BDN	2	Oct. 9	at EDM	3
Goals By Both Teams	Oct. 17	BDN	10	Oct. 1	at EDM	13
Goals in 1st	Oct. 13	WEN	2	Sep. 29	at EDM	2
	Oct. 22	at EDM	2	Oct. 6	MJ	2
	Oct. 24	at RD	2			
Goals in 2nd	Oct. 22	at EDM	2	Oct. 9	at EDM	4
Goals in 3rd	Oct. 17	BDN	4	Oct. 1	at EDM	4
Short Handed Goals	Sep. 30	POR	1	Sep. 23	at SC	1
	Oct. 24	at RD	1			
Winning Margin	Oct. 22	at EDM	4	Oct. 6	MJ	4
Most PIM	Oct. 17	BDN	60	Sep. 22	SC	20
Most Shots	Oct. 13	WEN	39	Oct. 1	at EDM	44
Most Shots in 1st	Oct. 22	at EDM	18	Oct. 6	MJ	18
Most Shots in 2nd	Oct. 13	WEN	19	Oct. 22	at CGY	18
Most Shots in 3rd	Sep. 23	at WEN	12	Oct. 1	at EDM	17
Fewest Shots	Sep. 30	POR	18	Oct. 14	at REG	20
Fewest Shots in 1st	Oct. 24	at RD	5	Oct. 14	at REG	5
Fewest Shots in 2nd	Sep. 30	POR	4	Oct. 11	BDN	6
				Oct. 14	at REG	6
				Oct. 20	RD	6
Fewest Shots in 3rd	Sep. 30	POR	7	Oct. 18	CGY	5
	Oct. 13	WEN	7			
	Oct. 24	at RD	7			
Most Saves	Oct. 24	at RD	35	Sep. 22	SC	40
Most Saves in 1st	Oct. 20	at CGY	12	Oct. 11	BDN	17
Most Saves in 2nd	Sep. 23	at WEN	14	Oct. 9	at EDM	18
	Oct. 24	at RD	14			
Most Saves in 3rd	Oct. 17	BDN	15	Sep. 22	SC	16
Most Saves in 4th	Oct. 24	at RD	35	Sep. 22	SC	40

Schedule

Date			
Oct. 25	Seattle	at Lethbridge	7:00 pm MDT

Seattle Thunderbirds Player Game By Game (1/5)

Player Game by Game Report

Date	Opp.	2 Wynne	3 Patterson	4 Hanzel	5 Davidson	6 Popil	8 Pickford	9 Dunn
Sep. 23	at Wenatchee	-	0 1 1 1	-	0 1 1 2	0 0 0 0	0 1 6 0	1 0 4 0
Sep. 30	Portland	-	-	0 0 1 -1	0 0 0 -2	-	0 0 1 -1	0 0 0 -1
Oct. 6	at Spokane	0 0 0 0	-	0 1 1 2	0 0 2 0	-	0 0 3 1	0 0 3 0
Oct. 13	Wenatchee	-	-	1 2 7 2	0 0 2 1	-	0 0 1 -2	0 0 2 0
Oct. 17	Brandon	-	-	1 2 2 1	0 0 1 0	-	0 0 4 1	-
Oct. 20	at Calgary	-	-	1 1 5 2	0 0 1 0	-	0 0 3 -1	0 1 1 1
Oct. 22	at Edmonton	0 0 0 0	-	0 1 3 4	0 0 0 0	-	0 0 2 -1	0 0 1 0
Oct. 24	at Red Deer	0 0 0 0	-	0 2 3 2	0 0 1 2	-	1 0 1 1	1 0 2 2

Player Stats (G, A, Shots, -/-) Goalie Stats (GA, SVS, Decision)

Seattle Thunderbirds Player Game By Game (2/5)

Player Game by Game Report

Date	Opp.	11 Bagley	15 Sanders	17 Rudolph	18 Popowich	20 Hanas	22 Lovsin	23 Potter
Sep. 23	at Wenatchee	-	0 0 3 -1	-	1 0 1 0	-	0 0 2 -1	0 0 1 -1
Sep. 30	Portland	-	0 0 2 -1	-	1 0 1 -2	-	0 0 0 -1	-
Oct. 6	at Spokane	-	-	-	1 2 1 2	0 0 0 0	-	-
Oct. 13	Wenatchee	-	-	-	1 1 7 0	0 0 0 0	0 0 1 0	-
Oct. 17	Brandon	-	-	-	-	0 0 0 0	1 1 1 0	-
Oct. 20	at Calgary	-	-	-	0 0 5 -1	0 0 1 0	0 0 2 0	0 0 0 1
Oct. 22	at Edmonton	0 1 0 0	-	-	0 1 2 2	-	0 0 5 0	0 1 1 2
Oct. 24	at Red Deer	-	-	0 0 0 0	0 0 0 0	-	0 1 1 0	-

Player Stats (G, A, Shots, -/-) Goalie Stats (GA, SVS, Decision)

Seattle Thunderbirds Player Game By Game (3/5)

Player Game by Game Report

Date	Opp.	24 Holberton	26 Myatovic	27 Hartmann	28 Alarie	36 Robson	43 Mynio	44 Boucher
Sep. 23	at Wenatchee	0 0 1 0	-	0 0 0 -1	-	0 0 1 0	-	-
Sep. 30	Portland	-	0 0 2 0	0 0 0 -1	-	0 0 0 0	0 0 4 0	0 0 0 -3
Oct. 6	at Spokane	-	1 1 3 2	0 0 0 0	1 0 4 0	-	-	0 0 0 -1
Oct. 13	Wenatchee	-	0 1 4 0	0 0 1 0	0 0 2 0	-	-	0 0 0 1
Oct. 17	Brandon	-	1 1 7 1	0 0 1 1	0 1 3 0	-	-	0 0 0 -1
Oct. 20	at Calgary	-	-	0 0 2 0	0 1 0 2	-	-	0 0 0 1
Oct. 22	at Edmonton	-	-	0 0 2 0	0 1 5 1	-	1 1 4 1	-
Oct. 24	at Red Deer	-	-	0 0 0 0	0 0 3 2	-	0 0 2 1	-

Player Stats (G, A, Shots, -/-) Goalie Stats (GA, SVS, Decision)

Seattle Thunderbirds Player Game By Game (4/5)

Player Game by Game Report

Date	Opp.	59 Sawchyn	77 Mathies	81 Parmar	85 Hauf	86 Cootes	89 Martorana	91 Charko
Sep. 23	at Wenatchee	-	0 0 3 1	0 0 2 0	0 1 4 -1	1 0 3 0	0 1 2 1	0 0 1 0
Sep. 30	Portland	0 0 2 0	0 0 0 -1	0 0 2 -1	0 0 1 -2	0 0 0 -1	0 0 2 -2	-
Oct. 6	at Spokane	0 1 1 0	0 0 0 -1	0 0 2 0	0 2 2 1	0 0 2 0	1 0 2 0	0 0 0 -1
Oct. 13	Wenatchee	1 1 1 0	0 1 0 1	0 0 0 0	1 0 6 0	0 0 3 0	0 0 1 1	0 0 1 1
Oct. 17	Brandon	0 1 2 0	0 0 0 -2	0 1 1 -1	2 1 3 2	1 2 5 2	0 0 0 1	0 0 0 1
Oct. 20	at Calgary	0 1 2 1	0 0 0 0	0 0 2 0	0 0 1 0	1 0 3 2	1 0 1 1	0 0 2 0
Oct. 22	at Edmonton	0 1 0 1	2 0 5 2	0 1 0 1	1 0 3 1	1 0 1 0	1 0 1 1	0 1 1 1
Oct. 24	at Red Deer	2 3 2 4	0 0 4 1	0 0 2 0	0 0 1 -2	0 0 0 0	1 0 3 2	0 0 0 0

Player Stats (G, A, Shots, -/-) Goalie Stats (GA, SVS, Decision)

Seattle Thunderbirds Player Game By Game (5/5)

Player Game by Game Report

Date	Opp.	1 Michnik	33 Ratzlaff
Sep. 23	at Wenatchee	2 28 W	-
Sep. 30	Portland	0 7	6 17 L
Oct. 6	at Spokane		2 28 W
Oct. 13	Wenatchee		2 22 W
Oct. 17	Brandon		4 34 W
Oct. 20	at Calgary	2 31 W	
Oct. 22	at Edmonton		2 23 W
Oct. 24	at Red Deer	2 35 W	

Player Stats (G, A, Shots, -/-) Goalie Stats (GA, SVS, Decision)

Lethbridge Hurricanes Player Game By Game (1/4)

Player Game by Game Report

Date	Opp.	2 McCutcheon	3 Pauls	4 Adair	6 Tipler	7 Arntsen	8 Chadwick	9 Doyle
Sep. 22	Swift Current	1 1 2 1	-	0 0 2 0	0 2 1 3	-	-	0 0 2 1
Sep. 23	at Swift Current	0 0 1 0	-	0 0 0 -1	0 1 0 1	-	-	0 2 1 3
Sep. 29	at Edmonton	0 1 2 1	0 1 1 1	-	-	0 0 1 -1	0 1 2 0	0 1 0 -1
Oct. 1	at Edmonton	0 0 2 -2	0 1 3 -3	-	-	0 2 4 0	1 0 3 -1	0 0 1 0
Oct. 6	Moose Jaw	1 0 2 2	1 0 5 1	-	-	0 0 4 2	0 1 2 2	0 0 1 1
Oct. 7	at Red Deer	0 0 0 0	0 0 0 0	-	-	0 1 2 -1	0 1 4 1	0 0 4 -3
Oct. 9	at Edmonton	0 0 3 0	0 0 1 0	-	-	1 0 1 0	0 1 0 1	0 1 1 0
Oct. 11	Brandon	0 0 2 0	0 0 1 0	-	-	0 0 4 -1	0 0 4 0	0 0 0 -1
Oct. 13	at Moose Jaw	0 1 5 -1	0 0 1 -2	-	-	0 0 1 -2	1 1 4 0	0 0 3 0
Oct. 14	at Regina	0 0 2 -2	0 0 0 -1	-	-	0 0 1 -1	0 0 1 -1	0 0 1 0
Oct. 18	Calgary	0 1 1 0	0 0 2 1	-	0 0 1 -1	0 0 1 1	1 1 4 3	0 0 0 0
Oct. 20	Red Deer	0 0 1 0	1 0 3 2	-	-	0 1 2 0	0 1 2 1	0 0 1 1
Oct. 22	at Calgary	0 1 7 0	0 0 4 0	-	-	0 1 1 0	0 1 1 -1	0 0 0 -1

Player Stats (G, A, Shots, -/-) Goalie Stats (GA, SVS, Decision)

Lethbridge Hurricanes Player Game By Game (2/4)

Player Game by Game Report

Date	Opp.	10 Astashevich	11 Cozens	12 Gizowski	14 Marques	15 Wilke	16 Renas	17 Sharpe
Sep. 22	Swift Current	0 0 0 0	0 0 2 1	0 0 1 0	0 1 6 0	0 0 2 1	-	0 0 0 0
Sep. 23	at Swift Current	-	0 0 1 -1	-	0 1 2 0	1 1 4 2	0 0 1 0	0 1 4 2
Sep. 29	at Edmonton	-	0 0 1 0	0 0 1 0	0 0 4 -1	0 0 3 0	0 0 0 0	0 0 0 0
Oct. 1	at Edmonton	1 0 2 1	0 2 3 -1	-	1 0 6 -2	0 0 1 -1	2 1 4 -1	0 0 1 -1
Oct. 6	Moose Jaw	-	0 0 3 0	0 0 2 0	0 2 2 3	0 1 3 1	0 0 1 0	0 0 0 0
Oct. 7	at Red Deer	-	0 0 0 -1	0 0 2 -1	0 0 2 0	0 0 1 -1	0 0 2 -1	0 0 2 -1
Oct. 9	at Edmonton	-	0 0 0 0	1 0 4 2	1 1 1 0	0 0 1 0	0 0 1 0	0 1 3 1
Oct. 11	Brandon	-	0 0 0 0	0 0 1 0	0 0 7 0	0 0 0 0	0 0 2 0	0 0 1 0
Oct. 13	at Moose Jaw	-	-	0 0 0 -1	1 1 3 -1	1 0 2 1	0 1 3 1	0 0 0 0
Oct. 14	at Regina	-	0 0 0 0	0 0 1 0	0 0 1 -1	1 0 2 -1	0 0 0 -1	0 0 1 1
Oct. 18	Calgary	-	0 0 3 0	0 0 1 1	1 1 8 2	0 0 0 -1	0 0 1 0	-
Oct. 20	Red Deer	-	0 0 2 0	0 0 1 0	0 2 1 2	1 1 2 1	0 0 2 0	0 0 1 0
Oct. 22	at Calgary	-	0 0 2 0	0 0 2 0	0 0 2 -1	0 1 2 0	1 0 3 1	0 0 1 -1

Player Stats (G, A, Shots, -/-) Goalie Stats (GA, SVS, Decision)

Lethbridge Hurricanes Player Game By Game (3/4)

Player Game by Game Report

Date	Opp.	18 Wormald	19 Edwards	21 Zimmer	22 Smith	23 Dereniwsky	24 Cairns	25 Andresen
Sep. 22	Swift Current	1 0 2 1	0 1 3 1	0 0 3 -1	-	0 0 1 0	-	-
Sep. 23	at Swift Current	1 1 1 2	2 0 2 4	1 0 4 0	0 0 0 -1	0 0 1 2	-	-
Sep. 29	at Edmonton	0 1 6 -1	0 0 1 -1	1 1 5 1	-	1 0 2 1	-	-
Oct. 1	at Edmonton	0 1 3 -2	0 1 0 -2	0 0 6 -1	0 1 0 -1	0 0 2 -1	-	-
Oct. 6	Moose Jaw	0 2 6 3	1 1 2 3	1 0 3 1	-	0 1 2 1	-	-
Oct. 7	at Red Deer	0 0 4 1	1 0 4 1	0 0 3 -2	-	0 0 1 -2	-	-
Oct. 9	at Edmonton	0 1 3 0	0 0 3 0	0 1 1 0	-	2 0 2 2	-	-
Oct. 11	Brandon	0 0 3 -1	0 0 4 -1	0 0 2 0	-	0 0 2 0	-	-
Oct. 13	at Moose Jaw	0 1 1 0	0 1 3 -1	0 0 1 -1	-	0 0 1 -1	0 0 0 -1	-
Oct. 14	at Regina	0 0 2 -1	0 0 1 -1	0 1 4 1	-	-	0 0 0 -1	-
Oct. 18	Calgary	1 0 5 1	0 2 3 2	0 0 1 -1	-	-	-	0 0 1 0
Oct. 20	Red Deer	-	2 0 3 2	0 0 4 0	-	-	-	0 0 0 0
Oct. 22	at Calgary	-	0 0 0 -2	1 0 3 1	-	-	0 0 1 0	0 0 0 0

Player Stats (G, A, Shots, -/-) Goalie Stats (GA, SVS, Decision)

Lethbridge Hurricanes Player Game By Game (4/4)

Player Game by Game Report

Date	Opp.	26 Swetlikoff	27 Knoester	28 Braillard	29 Ward	31 Smith	35 Meneghin
Sep. 22	Swift Current	0 0 2 1	0 1 2 1	-	1 0 1 1		1 40 W
Sep. 23	at Swift Current	0 0 4 0	0 0 1 0	-	0 0 1 0		2 24 W
Sep. 29	at Edmonton	0 0 1 0	0 0 1 0	-	1 0 2 1		3 32 W
Oct. 1	at Edmonton	0 1 2 0	-	-	0 0 1 1	6 21 L	
Oct. 6	Moose Jaw	0 0 1 0	0 0 2 0	-	0 0 1 0		0 26 W
Oct. 7	at Red Deer	0 0 0 0	0 0 2 0	-	0 0 1 0		3 26 L
Oct. 9	at Edmonton	0 1 2 0	0 0 0 0	-	0 1 2 -1		2 38 W
Oct. 11	Brandon	0 0 1 0	0 0 1 0	-	0 0 1 0		1 33 OTL
Oct. 13	at Moose Jaw	0 0 1 -1	0 0 1 1	-	0 0 0 -1		4 27 L
Oct. 14	at Regina	0 0 2 0	0 1 1 -1	-	0 0 0 -1	0 18	2 5 L
Oct. 18	Calgary	0 0 2 1	0 0 1 -1	-	0 1 0 1	-	2 37 W
Oct. 20	Red Deer	0 1 1 1	0 0 0 0	0 2 1 0	0 0 0 0		1 24 W
Oct. 22	at Calgary	1 0 5 0	-	0 2 1 0	0 0 2 -1	4 31 L	

Player Stats (G, A, Shots, -/-) Goalie Stats (GA, SVS, Decision)