

**Lethbridge Hurricanes vs. Calgary Hitmen**

**November 29<sup>th</sup>, 2023 – 7:00pm**

**ENMAX Centre**



**Officials**

**Referee: #7 Brian MacDONALD, #93 Mason STEWART**

**Linesmen: #33 Jason NEDINIS, #101 Tyson PHILLIPS**

**VGJ: Dave SHAW**

**Around the WHL**


**Medicine Hat at Swift Current**

**Saskatoon at Spokane**

**Wenatchee at Kelowna**






**Kamloops at Victoria**


REFEREES:	#7 Brian MacDONALD, #93 Mason STEWART	LINESMEN:	#33 Jason NEDINIS, #101 Tyson PHILLIPS	VGJ	Dave SHAW
-----------	---------------------------------------	-----------	--	-----	-----------



LETHBRIDGE HURRICANES (13-10-2-0)

4th East Conf. / Home: 6-3-2-0 / Road: 7-7-0-0

#	PLAYER	HT	WT	POS	YOB	GP	G	A	PTS	+/-	PIM
2	LOGAN McCUTCHEON	5'9	157	D	(04)	25	2	11	13	-3	0
3	CHASE PAULS ** (A)	6'5	220	D	(03) L	23	2	7	9	+10	23
6	KALE TIPLER *	5'10	150	D	(06)	8	0	3	3	+4	4
7	JOE ARNTSEN ** (C)	6'3	211	D	(03)	23	3	8	11	-4	26
8	NOAH CHADWICK (A) 	6'4	200	D	(05)	23	6	13	19	+10	10
9	TRISTEN DOYLE 	5'9	180	D	(06)	25	0	8	8	E	11
11	LUKE COZENS *	6'0	162	F	(06)	16	0	3	3	E	2
12	KOOPER GIZOWSKI	6'0	169	F	(05)	23	12	1	13	+6	11
14	MIGUEL MARQUES 	5'11	172	F	(06)	25	9	17	26	+5	20
15	TRAE WILKE 	6'0	190	F	(06)	24	4	7	11	+3	10
16	DUSTIN RENAS	6'1	168	F	(05)	23	3	4	7	-5	10
17	WILL SHARPE *	6'0	190	D	(07)	19	0	3	3	+4	18
18	LOGAN WORMALD	5'9	153	F	(05)	16	6	12	18	+11	8
19	BRAYDEN EDWARDS	6'1	185	F	(04) L	23	13	10	23	+13	14
21	TYSON ZIMMER	6'0	191	F	(04)	25	8	7	15	+4	19
23	CARTER DERENIWSKY	5'10	170	F	(04)	13	3	1	4	+5	0
25	KASH ANDRESEN *	6'1	165	F	(07)	10	0	1	1	-1	6
26	BLAKE SWETLIKOFF ** (A)	6'0	170	F	(03)	25	2	5	7	-3	12
27	ELIAS KNOESTER *	5'10	164	F	(05) L	20	3	7	10	+5	6
28	LEO BRAILLARD	5'10	172	F	(05)	14	6	12	18	+4	2
29	LANDEN WARD * 	6'3	205	F	(06)	25	2	3	5	-5	56

#	PLAYER	HT	WT	POS	YOB	GP	REC	GAA	SV%	SO
31	BRADY SMITH *	6'1	190	G	(05)	4	1-2-0-0	3.48	.891	0
35	HARRISON MENEGHIN 	6'3	170	G	(04)	22	12-8-2-0	2.53	.917	2

L = Late Birthday   \* = Rookie   \*\* = Overage

**General Manager:** Peter Anholt

**Head Coach:** Bill Peters

**Assistant Coach/Assistant GM:** Matt Anholt

**Assistant Coach:** Ryan Aasman

**Video Coach:** Drew Owsley


**Goaltending Consultant:** Brodan Salmond

**Skills & Development Coach:** Charlie Mattersdorfer

**Strength & Conditioning Coach:** Trevor Hardy



**Athletic Therapist:** Marty Palechuk

**Equipment Manager:** Rhett White



CALGARY HITMEN (10-10-3-0)

9th East Conf. / Home: 7-3-1-0 / Road: 3-7-2-0

#	PLAYER	HT	WT	POS	YOB	GP	G	A	PTS	+/-	PIM
2	DAX WILLIAMS	6'0	195	D	(05) L	22	3	6	9	+7	9
6	TYSON GREENWAY **	6'2	200	F	(03)	19	3	5	8	-6	24
8	ALEKSEY CHICHKIN *	6'5	205	D	(05)	21	0	3	3	+2	33
9	REESE HAMILTON *	6'0	170	D	(07)	15	4	4	8	-4	4
10	KEETS FAWCETT *	5'10	165	F	(06)	21	4	7	11	-1	14
12	WYATT PISARCZYK *	5'10	170	D	(07)	18	0	5	5	+3	12
15	MAXIM MURANOV	6'3	177	F	(04)	21	3	4	7	+8	21
16	CARSON WETSCH 	6'1	190	F	(06)	23	8	9	17	-2	36
17	DAVID ADASZYNSKI	5'11	194	F	(05)	23	4	6	10	E	9
18	ETHAN MOORE	6'1	168	F	(05)	22	3	3	6	-4	24
19	SEAN TSCHIGERL **	6'1	191	F	(03)	21	9	18	27	E	28
22	TYSON GALLOWAY **	6'4	200	D	(03)	19	1	7	8	+1	20
23	BEN KINDEL *	5'10	165	F	(07)	23	5	17	22	+3	0
26	CARTER YAKEMCHUK 	6'3	194	D	(05) L	23	11	14	25	+2	42
27	FRASER LEONARD *	6'2	187	D	(06)	16	0	0	0	+2	0
28	SAWYER MAYES *	6'4	185	F	(07)	12	1	2	3	+5	8
32	LONDON HOILETT	6'0	182	F	(05)	21	0	1	1	+3	16
34	CHASE VALLIANT *	6'1	180	F	(06)	22	2	8	10	-1	4
37	OLIVER TULK	5'9	178	F	(05)	21	13	12	25	+2	17
38	BRANDON GORZYNSKI *	6'2	178	F	(07)	0	0	0	0	0	0

#	PLAYER	HT	WT	POS	YOB	GP	REC	GAA	SV%	SO
29	ETHAN BUENAVENTURA	6'2	195	G	(04)	18	7-7-3-0	3.17	.911	0
31	ALEX GARRETT *	6'0	185	G	(05)	6	3-3-0-0	3.57	.886	0

L = Late Birthday   \* = Rookie   \*\* = Overage

**Vice-President & Governor:** Mike Moore

**General Manager:** Garry Davidson

**Head Coach:** Steve Hamilton

**Assistant Coach:** Trent Cassan

**Assistant Coach:** Don MacGillivray

**Skills & Development Coach:** Matt Stajan

**Goaltending Coach:** Theodore Zubot

**Coaching Staff Advisor:** Troy Norcross

**Video Coach:** Rees Giachetta

**Athletic Therapist:** Adam Leckie

**Equipment Manager:** Rob McDonald

Forward Line Combinations		
Defence Pairs		Goaltenders
Out of Line-up		

\* BOLD/HIGHLIGHTED INDICATES STARTING LINE-UP   + INDICATES GAME-TIME DECISION

Forward Line Combinations		
Defence Pairs		Goaltenders
Out of Line-up		

\* BOLD/HIGHLIGHTED INDICATES STARTING LINE-UP   + INDICATES GAME-TIME DECISION



# LETHBRIDGE HURRICANES HOCKEY CLUB



## 2023-2024 REGULAR SEASON ROSTER

As of Nov. 29, 2023

NO	FORWARDS (14)	POS	SH	HT	WT	HOMETOWN	D.O.B	2022-2023 SEASON	LEAGUE	GP	G	A	PTS	PIM	DRAFT	PRONUNCIATION
11	Cozens, Luke *	C	R	6'0	162	Whitehorse, YT	June 30/06	Yale Hky Aca. U18	CSSHL	31	16	25	41	2	Eligible 2024	CUZ-ins
12	Gizowski, Kooper	LW	L	5'10	169	Edmonton, AB	May 5/05	Spokane Chiefs	WHL	65	11	15	26	35	Eligible 2024	GIHZ-owe-skee
14	Marques, Miguel	RW	R	5'11	172	Prince George, BC	Mar. 8/06	Lethbridge Hurricanes	WHL	59	8	12	20	35	Eligible 2024	MIG-elle / MAR-kiss
15	Wilke, Trae	LW	L	6'0	190	Saskatoon, SK	Apr. 20/06	Lethbridge Hurricanes	WHL	35	2	5	7	16	Eligible 2024	TRAY / WILL-key
16	Renas, Dustin	RW	R	6'1	168	Saskatoon, SK	July 18/05	Lethbridge Hurricanes	WHL	53	2	6	8	45	Eligible 2024	REE-niss
18	Wormald, Logan	LW	L	5'9	153	Langley, BC	Aug. 12/05	Lethbridge Hurricanes	WHL	66	22	22	44	52	Eligible 2024	WURR-muhld
19	Edwards, Brayden	C	R	6'1	185	Abbotsford, BC	Dec. 23/04	Lethbridge Hurricanes	WHL	68	10	18	28	36	Eligible 2024	ED-words
21	Zimmer, Tyson	C	R	6'0	191	Russell, MB	Sept. 5/04	Lethbridge Hurricanes	WHL	64	19	29	48	32	Eligible 2024	ZIM-murr
23	Dereniowsky, Carter	RW	R	5'10	168	Canora, SK	Feb. 27/04	Victoria Royals	WHL	51	8	10	18	22	Eligible 2024	DARE-uh-new-skee
25	Andresen, Kash *	RW	R	6'1	165	Saskatoon, SK	July 20/07	Saskatoon Blazers U18	SMAAAHL	43	10	29	39	36	Eligible 2025	AN-dree-SON
26	Swetlikoff, Blake **	C	R	6'0	170	Regina, SK	May 29/03	Spokane/Lethbridge	WHL	64	15	28	43	16	Free Agent	SWET-luh-KOFF
27	Knoester, Elias *	RW	R	5'10	164	Malmo, SWE	Oct. 29/05	Malmo Redhawks J20	J20 Nat.	42	9	9	18	18	Eligible 2024	ILL-ee-us / NAH-stir
28	Braillard, Leo	RW	L	5'9	155	La Chaux-de-Fonds, SU	July 5/05	Shawinigan Cataractes	QMJHL	41	8	14	22	6	Eligible 2024	BRAY-YAR
29	Ward, Landen *	LW	L	6'3	205	Lloydminster, AB	Apr. 19/06	Lloydminster Bobcats U18	AEHL U18	26	6	9	15	88	Eligible 2024	WARD
NO	DEFENCE (7)	POS	SH	HT	WT	HOMETOWN	D.O.B	2022-2023 SEASON	LEAGUE	GP	G	A	PTS	PIM	DRAFT	PRONUNCIATION
2	McCutcheon, Logan	RD	R	5'9	157	Saskatoon, SK	Jan. 19/04	Lethbridge Hurricanes	WHL	68	4	29	33	8	Eligible 2024	MUH-cutch-IN
3	Pauls, Chase **	RD	R	6'5	220	Osler, SK	Oct. 7/03	Lethbridge Hurricanes	WHL	66	7	13	20	65	Free Agent	PAULS
6	Tipler, Kale *	RD	R	5'10	150	Edgerton, AB	Aug. 15/06	Lloydminster Bobcats U18	AEHL U18	36	7	8	15	85	Eligible 2024	TIP-lurr
7	Arntsen, Joe **	LD	L	6'3	211	Dinsmore, SK	May 22/03	Lethbridge Hurricanes	WHL	68	11	24	35	90	Free Agent	ARN-son
8	Chadwick, Noah	LD	L	6'4	200	Saskatoon, SK	May 10/05	Lethbridge Hurricanes	WHL	67	5	15	20	16	TOR (6/185) '23	CHAD-wick
9	Doyle, Tristen	RD	R	5'9	180	Bonnyville, AB	Feb. 17/06	Lethbridge Hurricanes	WHL	58	4	6	10	16	Eligible 2024	DOYLE
17	Sharpe, Will *	LD	L	6'0	190	South Delta, BC	Mar. 7/07	Yale Hky Aca. U18	CSSHL	23	7	16	23	44	Eligible 2025	SHARP
NO	GOALTENDER (2)	POS	C	HT	WT	HOMETOWN	D.O.B	2022-2023 SEASON	LEAGUE	GP	MP	SO	GAA	SV%	DRAFT	PRONUNCIATION
31	Smith, Brady *	G	L	6'1	190	Cloverdale, BC	May 31/05	Coquitlam Express	BCHL	18	-	0	3.26	.886	Eligible 2024	SMITH
35	Meneghin, Harrison *	G	L	6'3	170	South Surrey, BC	Sept. 13/04	Lethbridge Hurricanes	WHL	36	2099	1	2.83	.908	Eligible 2024	MEN-again

\* Rookie \*\* Over Age

**General Manager:** Peter Anholt

**Head Coach:** Bill Peters

**Assistant Coach/Assistant GM:** Matt Anholt

**Assistant Coach:** Ryan Aasman

**Goaltending Consultant:** Brodan Salmond

**Video Coach:** Drew Owsley

**Athletic Therapist:** Marty Palechuk

**Equipment Manager:** Rhett White

**Strength & Conditioning Coach:** Trevor Hardy

**Skills & Development Coach:** Charlie Mattersdorfer





# GAME NOTES



**2023-2024 HURRICANES RECORD:** 13-10-2-0

**Home:** 6-3-2-0

**Road:** 7-7-0-0

**LAST GAME: 6-4 Loss at Prince George Cougars:** The Lethbridge Hurricanes ended a five-game BC Division road trip on Friday with a 6-4 loss to the Prince George Cougars at the CN Centre. Miguel Marques had a three-point effort with a goal and two assists in his hometown while Joe Arntsen scored twice; Elias Knoester added the other goal in the defeat. Harrison Meneghin made 25-saves in the setback. Lethbridge was outshot 31-25 in the game. The Hurricanes finished their BC trip with a 3-2-0-0 record.

**VS. HITMEN:** Tonight will be the fourth of seven meetings on the season between the Hurricanes and Hitmen. Lethbridge has posted a 1-1-1-0 record against Calgary so far this season after posting a 4-3-0-0 record in seven meetings against the Hitmen last season; the 'Canes are 12-5-1-0 over the last three seasons against the Hitmen. Lethbridge has posted an all-time record of 85-94-10-5 with six ties against the Hitmen while going 47-44-4-3 with four ties all-time at the ENMAX Centre.

## **2023-2024 REGULAR SEASON SERIES**

October 18<sup>th</sup>/2023 – at Lethbridge (3-2 OT LET)  
October 22<sup>nd</sup>/2023 – at Calgary (4-3 CGY)  
October 27<sup>th</sup>/2023 – at Lethbridge (4-3 OT CGY)  
November 29<sup>th</sup>/2023 – at Lethbridge  
February 3<sup>rd</sup>/2024 – at Lethbridge  
February 25<sup>th</sup>/2024 – at Calgary  
March 17<sup>th</sup>/2024 – at Calgary

## **2022-2023 REGULAR SEASON SERIES:**

December 17<sup>th</sup>/2022 – at LET (7-2 CGY)  
January 15<sup>th</sup>/2023 – at CGY (4-1 LET)  
February 15<sup>th</sup>/2023 – at LET (3-0 LET)  
February 25<sup>th</sup>/2023 – at CGY (4-3 LET)  
March 15<sup>th</sup>/2023 – at CGY (7-1 CGY)  
March 17<sup>th</sup>/2023 – at LET (6-4 LET)  
March 22<sup>nd</sup>/2023 – at LET (3-2 CGY)

## **2023-2024 REGULAR SEASON STATS LEADERS:**

Goals (13) – Brayden Edwards  
Points (27) – Miguel Marques  
PIMS (56) – Landen Ward  
Wins (12) – Harrison Meneghin  
Save % (.917) – Harrison Meneghin

Assists (18) – Miguel Marques  
Plus/Minus (+13) – Brayden Edwards  
Shutouts (2) – Harrison Meneghin  
Goals Against Average (2.53) – Harrison Meneghin

## **WHO'S HOT:**

- Logan Wormald has points in 6 straight games (4g-6a); 7 of 8 games (4g-6a); 12 of 15 games (6g-12a)
- Elias Knoester has points in 5 straight games (1g-4a); 7 of 9 games (3g-5a); 8 of 12 games (3g-6a)
- Brayden Edwards has points in 2 straight games (2g-1a); 5 of 7 games (6g-3a); 13 of 20 games (11g-9a)
- Miguel Marques has points in 2 straight games (2g-4a); 4 of 6 games (5g-7a); 11 of 22 games (9g-15a)
- Leo Braillard has points in 2 straight games (1g-1a); 6 of 7 games (3g-6a); 12 of 14 games (6g-12a)
- Kooper Gizowski has points in 2 straight games (1g-1a); 7 of 8 games (8g-1a); 9 of 12 games (11g-1a)
  - Kooper Gizowski has goals in 6 of 8 games (8g)
- Noah Chadwick has points in 3 of 5 games (2g-2a); 7 of 11 games (3g-5a); 16 of 23 games (6g-13a)
- Tyson Zimmer has points in 3 of 6 games (2g-3a); 4 of 9 games (3g-4a); 12 of 24 games (8g-8a)
- Tristen Doyle has points in 4 of 6 games (4a)
- Chase Pauls has points in 2 of 5 games (3a)
- Joe Arntsen has points in 2 of 5 games (2g-1a)

## **REGULAR SEASON MILESTONE WATCH:**

- Logan McCutcheon is 13 points away from 100 career points
- Logan McCutcheon is 12 games away from 200 career games
- Joe Arntsen is 7 points away from 100 career points
- Kooper Gizowski is 4 points away from 50 career points
- Miguel Marques is 6 games away from 100 career games
- Logan Wormald is 13 games away from 150 career games
- Logan Wormald is 8 goals away from 50 career goals
- Brayden Edwards is 11 games away from 150 career games
- Brayden Edwards is 3 assists away from 50 career assists
- Tyson Zimmer is 11 points away from 100 career points
- Blake Swetlikoff is 8 points away from 100 career points

## **NEWS & NOTES:**

**Thru 25:** The Hurricanes enter tonight with a 13-10-2-0 record (28 points) on the season after 25 games. The 'Canes are 6-3-2-0 at home and 7-7-0-0 on the road so far this season. In 2022-2023, the Hurricanes had posted a 14-10-0-1 record after 25 games.

**Back Home:** The Hurricanes return home after a five-game BC Division road trip that spanned nearly 4,000 kilometres. The 'Canes posted a 3-2-0-0 record on their longest road trip of the season. Lethbridge opens a three-game homestand tonight while they will play five of their last seven before Christmas at home.

**Re-Assigned:** The 'Canes announced Tuesday they have re-assigned 2006-born forward Cole Cairns to the Steinback Pistons of the Manitoba Junior Hockey League. Cairns appeared in nine games with the Hurricanes going pointless with 14 penalty minutes. Lethbridge now has 14 forwards on their roster.

**Century Mark:** Hurricanes forward Logan Wormald reached the 100-point plateau in his WHL career on November 22<sup>nd</sup> in Kamloops against the Blazers with a four-point performance. The Langley, BC, product enters play tonight with 101 points (42g-59a) in 137 career games with the 'Canes. Wormald enters tonight on a six-game point streak having collected 10 points (4g-6a) in that span.

**Giz-SCORE-ski:** Third year forward Kooper Gizowski is red-hot entering play tonight. The Edmonton, AB, product has racked up 11 goals in his last 12 games. Gizowski has 13 points (12g-1a) in 23 games this season. He enters tonight with goals in six of his last eight games and has the fourth best shooting percentage in the WHL at 25%.

**PP Key:** The Hurricanes enter play tonight having gone 2-for-9 (22.2%) on the power play in their last two games while sitting with an overall power play rate of 18.3% on the season. The 'Canes have posted a record of 7-2-0-0 this season when they score at least one power play goal in a game while going 5-2-0-0 with scoring 2-or-more in a contest. Lethbridge is 6-11-2-0 without a power play goal this year.

**Swiss Pick:** Leo Braillard has been terrific since joining the Hurricanes via CHL waivers from the QMJHL's Shawinigan Cataractes. The 2005-born import forward has recorded 18 points (6g-12a) in 14 games while recording a point in all but two of those games. Braillard has 22 points (8g-14a) in 21 CHL games this season split between Shawinigan and Lethbridge.

**The Work-horse:** Hurricanes netminder Harrison Meneghin has been stellar this season. The Surrey, BC, product enters tonight with a 12-8-2-0 record on the season with a 2.53 goals against average and a .917 save percentage with two shutouts. Meneghin has started 11 of the last 12 games while having started 19 of the previous 21 games for the Hurricanes.

## **HOW THE 'CANES WERE BUILT (\* indicates rookie / \*\* indicates overage):**

**WHL Draft (13):** Andresen\*, Arntsen\*\*, Chadwick, Cozens\*, Doyle, Marques, McCutcheon, Renas, Sharpe\*, Smith\*, Tipler\*, Ward\*, Wilke, Wormald

**Trade (4):** Edwards, Gizowski, Swetlikoff\*\*, Zimmer

**CHL Import Draft (1):** Knoester\*    **Listed/Signed (2):** Meneghin, Pauls\*\*    **Waivers (1):** Braillard

## **GEOGRAPHICAL BREAKDOWN (\* indicates rookie / \*\* indicates overage):**

Alberta – 4 – (Doyle, Gizowski, Tipler\*, Ward\*)

BC – 6 – (Edwards, Marques, Meneghin, Sharpe\*, Smith\*, Wormald)

Saskatchewan – 8 – (Andresen\*, Arntsen\*\*, Chadwick, McCutcheon, Pauls\*\*, Swetlikoff\*\*, Renas, Wilke)

Manitoba – 1 – (Zimmer)                      Yukon – 1 – (Cozens\*)

Sweden – 1 – (Knoester\*)                      Switzerland – 1 – (Braillard)

## **ROSTER AGE BREAKDOWN (\* indicates rookie / \*\* indicates overage):**

2003 – 3 – (Arntsen\*\*, Pauls\*\*, Swetlikoff\*\*)

2004 – 4 – (Edwards, McCutcheon, Meneghin, Zimmer)

2005 – 7 – (Braillard, Chadwick, Gizowski, Knoester\*, Renas, B.Smith\*, Wormald)

2006 – 6 – (Cozens\*, Doyle, Marques, Tipler\*, Ward\*, Wilke)

2007 – 2 – (Andresen\*, Sharpe\*)

<b>Previous Three Games</b>	<b>Next Three Games (all times MT)</b>
Tue, Nov. 21 <sup>st</sup> – at Kelowna Rockets (4-1 Loss)	Fri, Dec. 1 <sup>st</sup> – vs. Saskatoon Blades (7:00pm)
Wed, Nov. 22 <sup>nd</sup> – at Kamloops Blazers (7-3 Win)	Fri, Dec. 8 <sup>th</sup> – vs. Swift Current Broncos (7:00pm)
Fri, Nov. 24 <sup>th</sup> – at Prince George Cougars (6-4 Loss)	Sat, Dec. 9 <sup>th</sup> – at Swift Current Broncos (6:00pm)



## **EXTRAS:**

**All-Time Record:** The 2023-2024 season is the Hurricanes 37<sup>th</sup> season in Lethbridge after the Calgary Wranglers relocated to the windy city for the start of the 1987-1988 season. Since arriving in Lethbridge, the Hurricanes have posted a 1,160-1,156-79-58 record along with 96 ties in 2,548 regular season games.

**Five Alive:** NHL Central Scouting announced their Preliminary Players to Watch List for the 2024 NHL Draft on October 25<sup>th</sup> and five Hurricanes were listed. Miguel Marques and Landen Ward were ranked as 'C' skaters while Trae Wilke, Tristen Doyle and Harrison Meneghin were all ranked as 'W' players. The Hurricanes had the second-most players listed among WHL teams.

**Golden Return:** Hurricanes defenceman Will Sharpe and prospect goaltender Koen Cleaver both captured a gold medal at the 2023 World Under-17 Hockey Challenge in Prince Edward Island with Canada White. Sharpe was held pointless in 8 games while Cleaver appeared in two games posting a 2.43 goals against average and a .875 save percentage.

**Canada Coach:** Hurricanes Assistant Coach and Assistant General Manager Matt Anholt served as an Assistant Coach for Hockey Canada at the 2023 World Under-17 Hockey Challenge. Anholt was on the coaching staff for Canada Red. It was the second straight season the 'Canes have had a coach for the U17's after Ryan Aasman was a Video Coach last year.

**Kash-ing In:** The Hurricanes announced November 9<sup>th</sup> that 16-year-old Kash Andresen has been added to the Main Roster for the remainder of the 2023-2024 season. The Saskatoon, SK, product was selected by the 'Canes in the second-round (33<sup>rd</sup> overall) in the 2022 WHL Draft.

**WHL Cup:** Hurricanes prospects Dayne Beuker and Chase Petersen both took part in the 2023 WHL Cup in Red Deer representing Team Saskatchewan. Beuker led the tournament with six goals, while adding one assist, in five games. Petersen added one assist in five games helping Saskatchewan win a Bronze medal.

**Perfect September:** The Hurricanes started the season winning all three games in the month of September to start the year with three straight victories. It was the first time since 2008-2009 that the 'Canes started a season with a perfect 3-0-0-0 record.

**New Bench Boss:** The Hurricanes announced Bill Peters the 15<sup>th</sup> head coach in team history on August 30<sup>th</sup>. Peters, who has served as head coach of the Carolina Hurricanes and Calgary Flames, returns to the WHL for the first time since 2008. He helped guide the Spokane Chiefs to a WHL and Memorial Cup Championship in 2008 before going to professional hockey. He has posted a 125-101-15 record in the WHL.

**Seabs Is In:** Lethbridge will induct alumnus Brent Seabrook into the Hurricanes Wall of Honour in the Player Category in January. The three-time Stanley Cup Champion and Olympic gold medalist spent four seasons with the 'Canes appearing in 264 regular season games totaling 176 points (39g-137a) along with 397 penalty minutes. Seabrook will also headline the 2024 Celebrity Dinner for the Hurricanes. Seabrook has also been named to the management group for the 2024 National Junior Team.

**Canada's Guy:** Hockey Canada announced on March 22<sup>nd</sup> that Hurricanes General Manager Peter Anholt will serve as the Management Lead for the Canadian Men's National Junior Team at the 2024 IIHF World Junior Championship in Gothenberg, Sweden in December. Anholt helped lead Canada's U18 team to a gold medal at the 2022 Hlinka Gretzky Cup in Red Deer.

**Fresh Ink:** On October 3<sup>rd</sup>, the Hurricanes announced the signing of 2008-born goaltender Brody Rotar to a WHL Scholarship and Development Agreement. Rotar joined Grady Pichette and Chase Petersen, along with Gavin Lesiuk, to have signed out of the 2023 WHL Draft class.

**Camping Life:** The Hurricanes had four players attend NHL camps this fall. Defenceman Joe Arntsen attended the New York Rangers camp, Chase Pauls went to Los Angeles Kings and Noah Chadwick Toronto Maple Leafs camp while goaltender Harrison Meneghin went to the Minnesota Wild camp.

**Gone Pro:** On August 10<sup>th</sup>, the Hurricanes announced that Brent Kisio resigned as head coach after eight years at the helm to accept an assistant coaching job with the Henderson Silver Knights of the American Hockey League. Kisio left the 'Canes as the winningest coach in team history posting a 267-176-44 regular season record while qualifying for the playoffs each season.

### **MORE EXTRAS:**

**Double Dare:** Lethbridge acquired 2004-born forward Carter Dereniwsky on Tuesday from the Victoria Royals in exchange for an eighth-round draft pick. Dereniwsky has appeared in 76 career regular season games totaling 23 career points (10g-13a) along with 36 penalty minutes with the Royals. He recorded 18 points (8g-10a) and 22 penalty minutes in 51 games in 2022-2023 with Victoria.

**Off-Season Acquisition:** On August 14<sup>th</sup>, the Hurricanes swung a deal to acquired 2005-born forward Kooper Gizowski and a seventh-round draft pick from the Spokane Chiefs in exchange for a fourth-round pick in the 2026 draft. Gizowski, from Edmonton, was a second-round pick by the Chiefs in 2020. He totalled 26 points (11g-15a) in 65 games with Spokane last season.

**Swedish Touch:** The Hurricanes selected 2005-born forward Elias Knoester with their lone pick in the 2023 CHL Import Draft selecting him in the first round (42<sup>nd</sup> overall). The product of Olofstrom, Sweden became just the third player to hail from Sweden to be taken by the Hurricanes joining Albin and Axel Blomqvist.

**Maple Leafed:** Hurricanes defenceman Noah Chadwick was drafted by the Toronto Maple Leafs in the 2023 NHL Entry Draft. He was selected in the sixth round (185<sup>th</sup> overall) by the Leafs. Chadwick became the third 'Cane ever to be selected by Toronto and the first since Andrew Nielsen in 2015. He was the 81<sup>st</sup> player in Hurricanes history to have his named called in the NHL Draft.

**New Tendency Coach:** The Hurricanes announced that Brodan Salmond as the new goaltending consultant taking over from the outgoing Kevin Swanson. Salmond spent parts of four seasons in the WHL with the Kelowna Rockets and Moose Jaw Warriors. He spent the last four years playing with the University of Calgary Dinosaurs. Brodan is the son of Hockey Canada executive Scott Salmond.

**35+ Wins:** Lethbridge ended the 2022-2023 regular season with 36 victories marking the fifth time in the last seven seasons (not including the shortened 2021 season) that the 'Canes have reached the 35-win mark. It was the 13<sup>th</sup> time in team history the 'Canes reached that plateau. It is also the seventh consecutive season recording 30-or-more wins, the longest stretch in franchise history.

**Second Team All-Star:** Hurricanes rookie goaltender Harrison Meneghin was named as a Central Division Second Team All-Star by the WHL in 2022-2023. He finished last season with a record of 19-12-2-2 with a 2.83 GAA and a .908 SV% with one shutout. Meneghin's 19-victories marked the fourth most in Hurricanes history for a rookie goaltender, behind Logan Koopmans, Juha Metsola and Carl Tetachuk.

**Cozens 2.0:** Hurricanes forward Luke Cozens is the second brother of the Cozens family to suit up for the Hurricanes. Luke is the younger brother of former Hurricane, and current Buffalo Sabre, Dylan Cozens. Dylan spent parts of four seasons with the 'Canes appearing in 179 games totaling 223 points (95g-128a) finishing in the top-20 in franchise goals, assists and points.

**Pure Bred:** Hurricanes rookie forward Landen Ward is the third member of his family to play in the Western Hockey League. Landen is the younger brother of Mason Ward who spent four years in the WHL playing with Red Deer, Brandon and Swift Current. Landen's father is Lance Ward who also spent four years with the Red Deer Rebels before embarking on a 12-year professional career that included 209 NHL games.

### **Hurricanes 2023-2024 Transactions:**

- **Nov. 9<sup>th</sup>** – Hurricanes recalled 2007-born forward Kash Andresen for the remainder of the 2023-24 season
- **Oct. 19<sup>th</sup>** – Hurricanes claimed 2005-born import forward Leo Braillard off CHL Waivers from the QMJHL's Shawinigan Cataractes
- **Oct. 12<sup>th</sup>** – Hurricanes acquired an eighth-round draft pick (2027) from the Everett Silvertips in exchange for 2004-born forward Hayden Smith
- **Oct. 11<sup>th</sup>** – Hurricanes added 2006-born forward Cole Cairns to their roster
- **Oct. 11<sup>th</sup>** – Hurricanes waived 2004-born import forward Anton Astashevich
- **Oct. 3<sup>rd</sup>** – Hurricanes signed 2008-born goaltender Brody Rotar to a WHL Scholarship & Development Agreement
- **Sept. 28<sup>th</sup>** – Hurricanes acquired a sixth-round draft pick (2026) from the Moose Jaw Warriors in exchange for 2005-born defenceman Aiden Ziprick
- **Sept. 19<sup>th</sup>** – Hurricanes acquired 2004-born forward Carter Dereniwsky from the Victoria Royals in exchange for a conditional eighth-round draft pick (2025)
- **Aug. 14<sup>th</sup>** – Hurricanes acquired 2005-born forward Kooper Gizowski and a seventh-round draft pick (2026) from the Spokane Chiefs in exchange for a fourth-round draft pick (2026)

## LETHBRIDGE HURRICANES STREAKS/LASTS (REG SEASON)

#	PLAYER	w/ G	w/o G	w/ A	w/o A	w/ P	w/o P	Last Goal	Last Assist
2	Logan McCUTCHEON	-	20	-	4	-	4	Oct. 6 vs. MJ	Nov. 17 at VIC
3	Chase PAULS **	-	13	-	1	-	1	Oct. 20 vs. RD	Nov. 22 at KAM
6	Kale TIPLER *	-	10	-	6	-	6	No Career Goals	Sept. 23 at SC
7	Joe ARNTSEN **	1	-	-	4	1	-	Nov. 24 at PG	Nov. 17 at VIC
8	Noah CHADWICK	-	3	-	1	-	1	Nov. 18 at VAN	Nov. 22 at KAM
9	Tristen DOYLE	-	26	1	-	1	-	Mar. 24 vs. RD	Nov. 24 at PG
11	Luke COZENS *	-	17	-	1	-	1	No Career Goals	Nov. 18 at VAN
12	Kooper GIZOWSKI	-	1	1	-	2	-	Nov. 22 at KAM	Nov. 24 at PG
14	Miguel MARQUES	2	-	2	-	2	-	Nov. 24 at PG	Nov. 24 at PG
15	Trae WILKE	-	12	1	-	1	-	Oct. 20 vs. RD	Nov. 22 at KAM
16	Dustin RENAS	-	11	-	4	-	4	Oct. 22 at CGY	Nov. 10 vs. WEN
17	Will SHARPE *	-	21	-	5	-	5	No Career Goals	Oct. 27 vs. CGY
18	Logan WORMALD	-	1	2	-	6	-	Nov. 22 at KAM	Nov. 24 at PG
19	Brayden EDWARDS	-	1	1	-	2	-	Nov. 22 at KAM	Nov. 24 at PG
21	Tyson ZIMMER	-	1	-	1	-	1	Nov. 22 at KAM	Nov. 22 at KAM
23	Carter DERENIWSKY	-	6	-	8	-	6	Oct. 9 at EDM	Oct. 6 vs. MJ
25	Kash ANDRESEN *	-	10	-	1	-	1	No Career Goals	Nov. 22 at KAM
26	Blake SWETLIKOFF **	-	5	-	6	-	5	Nov. 10 vs. WEN	Nov. 8 vs. PA
27	Elias KNOESTER *	1	-	-	1	5	-	Nov. 24 at PG	Nov. 22 at KAM
28	Leo BRAILLARD	-	1	1	-	2	-	Nov. 22 at KAM	Nov. 24 at PG
29	Landen WARD *	-	22	-	3	-	3	Sept. 29 at EDM	Nov. 18 at VAN

#	PLAYER	LAST START	LAST WIN	LAST REG LOSS	LAST SHUTOUT	LAST POINT
31	Brady SMITH *	Nov. 22 at KAM	Nov. 22 at KAM	Oct. 22 at CGY	No Career Shutouts	No Career Points
35	Harrison MENEHIN	Nov. 24 at PG	Nov. 18 at VAN	Nov. 24 at PG	Oct. 25 vs. SEA	No Career Points





# Lethbridge Hurricanes Hockey Club

## 2023-2024 Team Statistics



2023-11-28

NO.	PLAYER	GP	G	A	PTS	+/-	PIM	PPG	PPA	SHG	SHA	GWG	FOW	FOT	FO%	SHOTS	
2	Logan McCutcheon	25	2	13	15	-3	0	0	6	0	0	0	0	0	0%	45	
3	Chase Pauls **	23	2	7	9	10	23	0	0	0	0	0	0	0	0%	37	
6	Kale Tipler *	8	0	3	3	4	4	0	0	0	1	0	0	3	0%	5	
7	Joe Arntsen **	23	3	8	11	-4	24	0	1	0	0	0	0	0	0%	33	
8	Noah Chadwick	23	6	13	19	10	10	1	3	0	0	1	0	0	0%	50	
9	Tristen Doyle	25	0	9	9	0	11	0	3	0	1	0	0	0	0%	35	
11	Luke Cozens *	16	0	3	3	0	2	0	0	0	0	0	42	79	53.2%	20	
12	Kooper Gizowski	23	12	1	13	6	11	3	0	0	0	2	6	13	46.2%	48	
14	Miguel Marques	25	9	18	27	5	20	3	4	0	0	1	12	17	71%	72	
15	Trae Wilke	24	4	8	12	3	10	1	1	0	0	2	17	37	45.9%	40	
16	Dustin Renas	23	3	4	7	-5	10	0	0	0	0	0	4	13	30.8%	30	
17	Will Sharpe *	19	0	4	4	4	18	0	0	0	0	0	0	0	0%	25	
18	Logan Wormald	16	6	13	19	12	8	1	4	1	0	1	2	5	40.0%	46	
19	Brayden Edwards	23	13	12	25	13	14	3	2	1	0	1	216	467	46.3%	65	
21	Tyson Zimmer	25	8	8	16	4	19	2	1	0	0	2	152	309	49.2%	77	
23	Carter Dereniwsky	13	3	2	5	5	0	1	0	0	0	0	2	4	50.0%	20	
25	Kash Andresen *	10	0	2	2	-1	6	0	0	0	0	0	42	89	47.2%	5	
26	Blake Swetlikoff **	25	2	5	7	-3	12	1	2	0	0	1	201	374	53.7%	44	
27	Elias Knoester *	20	3	7	10	5	6	0	0	0	0	0	0	6	0.0%	27	
28	Leo Brailard	14	6	12	18	4	2	1	5	0	0	0	2	6	33.3%	33	
29	Landen Ward *	25	2	3	5	-5	56	0	1	0	0	1	8	15	53.3%	21	
TEAM STATS		428	84	155	239	64	266	17	33	2	2	12	706	1437	49.1%	778	
NO.		GP	MIN	GA	SVS	SA	GAA	SV%		W	L	OTL	SOL	SO	PIM	PT	PULL
31	Brady Smith *	4	225	13	106	119	3.47	0.891		1	2	0	0	0	0	0	0
35	Harrison Meneghin	22	1283	54	598	652	2.53	0.917		12	8	2	0	2	2	0	1
GOALS BY PERIOD		1st	2nd	3rd	OT	SO	Total	SHOTS BY PERIOD		1st	2nd	3rd	OT	SOA	SOG	Total	
Hurricanes		20	31	31	3	2	85	Hurricanes		251	282	225	9	3		767	
Opponents		20	24	27	2	1	73	Opponents		253	243	271	8	3		775	
RECORD AFTER 2nd PERIOD								SHOTS ON GOAL RECORD									
When Leading:		8	1	1	0			When Outshooting Opponent:		7	4	1	0				
When Losing:		3	7	0	0			When Outshot by Opponent:		6	6	1	0				
When Tied:		2	2	1	0			When Shots Are Tied:		0	0	0	0				
FIRST GOAL OF THE GAME								SPECIAL TEAMS									
When Hurricanes Score First:		7	4	0	0			Power Play:									
When Opponent Score First:		6	6	2	0			Opp.		PPGF		SHGA		Pct.%			
HOME AND AWAY RECORD								Hurricanes		93	17		3	18.3%			
Home	6	3	2	0	OT Rec	3	2	Penalty Kill:									
Road	7	7	0	0	SO Rec	1	0	Opp.		PK KILLS		SHGF		Pct.%			
Total	13	10	2	0	Total	4	2	Hurricanes		98	80		2	81.6%			



# Lethbridge Hurricanes Hockey Club

## Career Statistics



2023-11-28

NO.	PLAYER	GP	G	A	PTS	+/-	PIM	PPG	PPA	SHG	SHA	GWG	FOW	FOT	FO%	SHOTS
2	Logan McCutcheon	188	11	76	87	-27	18	2	43	1	0	3	0	0	0%	230
3	Chase Pauls	183	18	37	55	14	124	2	2	2	1	3	0	0	0%	250
6	Kale Tipler *	10	0	3	3	4	4	0	0	0	1	0	0	3	0%	5
7	Joe Arntsen	225	24	69	93	-18	270	6	20	0	1	2	0	0	0%	378
8	Noah Chadwick	103	13	29	42	16	30	2	7	0	0	3	0	0	0%	141
9	Tristen Doyle	87	5	15	20	1	27	0	3	0	1	2	0	0	0%	83
11	Luke Cozens *	17	0	3	3	-2	2	0	0	0	0	0	43	86	50.0%	21
12	Kooper Gizowski	135	27	20	47	-31	69	7	7	0	0	3	15	34	44.1%	186
14	Miguel Marques	94	19	34	53	9	57	4	4	0	0	2	13	22	59.1%	182
15	Trae Wilke	60	7	13	20	3	26	1	1	0	0	2	66	178	37.1%	68
16	Dustin Renas	78	5	10	15	-7	55	0	0	0	0	0	13	33	39.4%	61
17	Will Sharpe *	21	0	4	4	3	18	0	0	0	0	0	0	0	0%	26
18	Logan Wormald	137	42	59	101	16	82	14	18	1	0	5	8	13	61.5%	316
19	Brayden Edwards	139	33	47	80	24	68	9	4	2	3	3	1005	2101	47.8%	284
21	Tyson Zimmer	171	39	50	89	-7	93	8	11	0	1	6	250	597	41.9%	379
23	Carter Dereniwsky	89	13	15	28	-35	36	3	5	0	0	0	119	313	38.0%	131
25	Kash Andresen *	10	0	2	2	-1	6	0	0	0	0	0	42	89	47.2%	5
26	Blake Swetlikoff **	183	34	58	92	-38	78	15	19	1	0	7	1614	2998	53.8%	383
27	Elias Knoester *	20	3	7	10	5	6	0	0	0	0	0	0	6	0%	27
28	Leo Brailard (CHL Total)	62	16	28	44	-2	80	5	5	0	0	2	2	7	28.6%	48
29	Landen Ward *	26	2	3	5	-5	56	0	1	0	0	1	8	15	53.3%	21
NO	PLAYER	GP	MIN	GA	SVS	SA	GAA	SV%	W	L	OTL	SOL	SO	PIM	PT	PULL
31	Brady Smith *	6	256	16	117	133	3.75	0.880	1	2	0	0	0	0	0	0
35	Harrison Meneghin *	59	3407	157	1580	1737	2.76	0.910	31	20	4	2	3	4	0	3



# Lethbridge Hurricanes Hockey Club

## Record When Recording Goal/Point



2023-11-28

NO. PLAYER	When Scoring Goal				When Recording Point			
	Season		Career		Season		Career	
2 Logan McCutcheon	2	- 0 - 0 - 0	9	- 2 - 0 - 0	7	- 2 - 1 - 0	45	- 18 - 5 - 2
3 Chase Pauls **	2	- 0 - 0 - 0	12	- 4 - 1 - 0	6	- 2 - 0 - 0	32	- 12 - 2 - 0
6 Kale Tipler *	0	- 0 - 0 - 0	0	- 0 - 0 - 0	2	- 0 - 0 - 0	2	- 0 - 0 - 0
7 Joe Arntsen **	1	- 1 - 0 - 0	13	- 6 - 2 - 1	4	- 4 - 0 - 0	44	- 25 - 3 - 2
8 Noah Chadwick	4	- 2 - 0 - 0	10	- 2 - 1 - 0	9	- 6 - 1 - 0	24	- 8 - 3 - 0
9 Tristen Doyle	0	- 0 - 0 - 0	3	- 2 - 0 - 0	7	- 1 - 0 - 0	12	- 5 - 1 - 0
11 Luke Cozens *	0	- 0 - 0 - 0	0	- 0 - 0 - 0	1	- 1 - 0 - 0	1	- 1 - 0 - 0
12 Kooper Gizowski	6	- 2 - 1 - 0	6	- 2 - 1 - 0	6	- 3 - 1 - 0	6	- 3 - 1 - 0
14 Miguel Marques	5	- 3 - 0 - 0	11	- 6 - 1 - 0	9	- 5 - 0 - 0	24	- 12 - 1 - 0
15 Trae Wilke	2	- 2 - 0 - 0	4	- 2 - 1 - 0	6	- 3 - 1 - 0	11	- 4 - 2 - 0
16 Dustin Renas	0	- 2 - 0 - 0	1	- 3 - 0 - 0	2	- 3 - 0 - 0	9	- 4 - 0 - 0
17 Will Sharpe *	0	- 0 - 0 - 0	0	- 0 - 0 - 0	3	- 0 - 1 - 0	3	- 0 - 1 - 0
18 Logan Wormald	5	- 1 - 0 - 0	26	- 6 - 3 - 2	9	- 4 - 0 - 0	44	- 20 - 3 - 3
19 Brayden Edwards	6	- 1 - 1 - 0	20	- 5 - 1 - 0	10	- 6 - 1 - 0	37	- 20 - 1 - 0
21 Tyson Zimmer	7	- 1 - 0 - 0	18	- 6 - 0 - 0	9	- 3 - 1 - 0	30	- 14 - 2 - 1
23 Carter Dereniwsky	2	- 0 - 0 - 0	2	- 0 - 0 - 0	4	- 0 - 0 - 0	4	- 0 - 0 - 0
25 Kash Andresen *	0	- 0 - 0 - 0	0	- 0 - 0 - 0	2	- 0 - 0 - 0	2	- 0 - 0 - 0
26 Blake Swetlikoff **	1	- 1 - 0 - 0	6	- 3 - 0 - 1	4	- 3 - 0 - 0	13	- 8 - 0 - 1
27 Elias Knoester *	1	- 1 - 1 - 0	1	- 1 - 1 - 0	4	- 3 - 1 - 0	4	- 3 - 1 - 0
28 Leo Braillard	4	- 2 - 0 - 0	4	- 2 - 0 - 0	7	- 4 - 1 - 0	7	- 4 - 1 - 0
29 Landen Ward *	2	- 0 - 0 - 0	2	- 0 - 0 - 0	5	- 0 - 0 - 0	5	- 0 - 0 - 0
NO. PLAYER	20-29 Saves				30-39 Saves			
	Season		Career		Season		Career	
31 Brady Smith *	W	L	OTL	SOL	W	L	OTL	SOL
	0	- 1	- 0	- 0	0	- 1	- 0	- 0
	40-49 Saves				50+ Saves			
	W	L	OTL	SOL	W	L	OTL	SOL
	0	- 0	- 0	- 0	0	- 0	- 0	- 0
NO. PLAYER	20-29 Saves				30-39 Saves			
	Season		Career		Season		Career	
35 Harrison Meneghin	W	L	OTL	SOL	W	L	OTL	SOL
	6	- 7	- 0	- 0	15	- 14	- 2	- 2
	40-49 Saves				50+ Saves			
	W	L	OTL	SOL	W	L	OTL	SOL
	2	- 0	- 0	- 0	3	- 0	- 0	- 0



# Lethbridge Hurricanes Hockey Club

## Multi-Point Games



2023-11-28

NO.	PLAYER	2 PT		3 PT		4 PT		5+ PT		2G		3G	
		YR	CAR	YR	CAR	YR	CAR	YR	CAR	YR	CAR	YR	CAR
2	Logan McCutcheon	3	12	1	2	0	0	0	0	0	0	0	0
3	Chase Pauls **	1	6	0	1	0	0	0	0	0	1	0	0
6	Kale Tipler *	1	1	0	0	0	0	0	0	0	0	0	0
7	Joe Arntsen **	3	15	0	1	0	0	0	0	1	2	0	0
8	Noah Chadwick	3	7	0	0	0	0	0	0	0	0	0	0
9	Tristen Doyle	1	2	0	0	0	0	0	0	0	0	0	0
11	Luke Cozens *	1	1	0	0	0	0	0	0	0	0	0	0
12	Kooper Gizowski	3	7	0	1	0	0	0	0	3	3	0	0
14	Miguel Marques	6	8	2	2	1	1	0	0	1	1	0	0
15	Trae Wilke	2	2	0	0	0	0	0	0	0	0	0	0
16	Dustin Renas	0	0	1	1	0	0	0	0	1	1	0	0
17	Will Sharpe *	0	0	0	0	0	0	0	0	0	0	0	0
18	Logan Wormald	3	16	0	3	1	2	0	0	0	4	0	0
19	Brayden Edwards	6	10	0	2	1	2	0	0	3	5	1	1
21	Tyson Zimmer	4	16	0	2	0	0	0	0	0	4	0	0
23	Carter Dereniwsky	1	5	0	0	0	0	0	0	1	1	0	0
25	Kash Andresen *	0	0	0	0	0	0	0	0	0	0	0	0
26	Blake Swetlikoff **	0	10	0	5	0	2	0	0	0	3	0	0
27	Elias Knoester *	1	1	0	0	0	0	0	0	0	0	0	0
28	Leo Brailard	4	4	1	1	0	0	0	0	0	0	0	0
29	Landen Ward *	0	0	0	0	0	0	0	0	0	0	0	0
NO.	PLAYER	20+ SVS		30+ SVS		40+ SVS		50+ SVS		SO		PT	
		YR	CAR	YR	CAR	YR	CAR	YR	CAR	YR	CAR	YR	CAR
31	Brady Smith *	0	0	0	0	0	0	0	0	0	0	0	0
35	Harrison Meneghin	14	33	4	14	2	3	0	0	2	3	0	0



# Lethbridge Hurricanes Hockey Club

## Home & Away Player Stats (w/ Hurricanes)



2023-11-28

		Home Stats						Road Stats					
NO.	PLAYER	GP	G	A	P	+/-	PIM	GP	G	A	P	+/-	PIM
2	Logan McCutcheon	11	2	5	7	2	0	14	0	8	8	-5	0
		Season Total (Home & Away)						25	2	13	15	-3	0
3	Chase Pauls **	10	2	1	3	11	13	13	0	6	6	-1	10
		Season Total (Home & Away)						23	2	7	9	10	23
6	Kale Tipler *	6	0	2	2	4	4	2	0	1	1	0	0
		Season Total (Home & Away)						8	0	3	3	4	4
7	Joe Arntsen **	10	0	3	3	1	11	13	3	5	8	-5	13
		Season Total (Home & Away)						23	3	8	11	-4	24
8	Noah Chadwick	10	1	6	7	10	4	13	5	7	12	0	6
		Season Total (Home & Away)						23	6	13	19	10	10
9	Tristen Doyle	11	0	2	2	1	7	14	0	7	7	-1	4
		Season Total (Home & Away)						25	0	9	9	0	11
11	Luke Cozens *	7	0	0	0	3	0	9	0	3	3	-3	2
		Season Total (Home & Away)						16	0	3	3	0	2
12	Kooper Gizowski	11	7	0	7	6	5	12	5	1	6	0	6
		Season Total (Home & Away)						23	12	1	13	6	11
14	Miguel Marques	11	3	8	11	6	8	14	6	10	16	-1	12
		Season Total (Home & Away)						25	9	18	27	5	20
15	Trae Wilke	11	1	5	6	5	4	13	3	3	6	-2	6
		Season Total (Home & Away)						24	4	8	12	3	10
16	Dustin Renas	10	0	2	2	1	4	13	3	2	5	-6	6
		Season Total (Home & Away)						23	3	4	7	-5	10
17	Will Sharpe *	6	0	1	1	0	6	13	0	3	3	4	12
		Season Total (Home & Away)						19	0	4	4	4	18
18	Logan Wormald	4	2	2	4	4	2	12	4	11	15	8	6
		Season Total (Home & Away)						16	6	13	19	12	8
19	Brayden Edwards	9	4	6	10	7	8	14	9	6	15	6	6
		Season Total (Home & Away)						23	13	12	25	13	14
21	Tyson Zimmer	12	3	6	9	4	6	13	5	2	7	0	13
		Season Total (Home & Away)						25	8	8	16	4	19
23	Carter Dereniwsky	4	2	1	3	5	0	9	1	1	2	0	0
		Season Total (Home & Away)						13	3	2	5	5	0
25	Kash Andresen *	4	0	0	0	0	4	6	0	2	2	-1	2
		Season Total (Home & Away)						10	0	2	2	-1	6
26	Blake Swetlikoff **	11	1	2	3	2	6	14	1	3	4	-5	6
		Season Total (Home & Away)						25	2	5	7	-3	12
27	Elias Knoester *	11	2	5	7	5	2	9	1	2	3	0	4
		Season Total (Home & Away)						20	3	7	10	5	6
28	Leo Braillard	7	3	4	7	1	0	7	3	8	11	3	2
		Season Total (Home & Away)						14	6	12	18	4	2
29	Landen Ward *	11	1	1	2	-1	22	14	1	2	3	-4	34
		Season Total (Home & Away)						25	2	3	5	-5	56
NO. PLAYER		GP	MIN	GA	SVS	GAA	SV%	W	L	OTL	SOL	SO	
31	Brady Smith *	Home	0	0	0	0	####	####	0	0	0	0	0
		Road:	4	225	13	106	3.47	0.891	1	2	0	0	0
35	Harrison Meneghin	Home	11	668	20	330	1.80	0.943	6	3	2	0	2
		Road:	11	615	34	268	3.32	0.887	6	5	0	0	0



# Lethbridge Hurricanes Hockey Club

## Three Star Tracker



2023-11-28

Overall For Season (w/ Hurricanes)					In Hurricanes Wins				
NO. PLAYER	1st	2nd	3rd	Total	NO. PLAYER	1st	2nd	3rd	Total
<i>Active Players</i>					<i>Active Players</i>				
31 Brady Smith *	0	0	0	0	31 Brady Smith *	0	0	0	0
35 Harrison Meneghin	6	2	1	9	35 Harrison Meneghin	5	2	1	8
2 Logan McCutcheon	0	0	1	1	2 Logan McCutcheon	0	0	1	1
3 Chase Pauls **	0	0	1	1	3 Chase Pauls **	0	0	1	1
6 Kale Tipler *	0	1	0	1	6 Kale Tipler *	0	1	0	1
7 Joe Arntsen **	0	0	0	0	7 Joe Arntsen **	0	0	0	0
8 Noah Chadwick	0	0	1	1	8 Noah Chadwick	0	0	1	1
9 Tristen Doyle	0	0	0	0	9 Tristen Doyle	0	0	0	0
11 Luke Cozens *	0	0	0	0	11 Luke Cozens *	0	0	0	0
12 Kooper Gizowski	2	1	0	3	12 Kooper Gizowski	2	0	0	2
14 Miguel Marques	0	1	2	3	14 Miguel Marques	0	1	1	2
15 Trae Wilke	0	0	0	0	15 Trae Wilke	0	0	0	0
16 Dustin Renas	0	0	0	0	16 Dustin Renas	0	0	0	0
17 Will Sharpe *	0	0	0	0	17 Will Sharpe *	0	0	0	0
18 Logan Wormald	0	1	1	2	18 Logan Wormald	0	1	1	2
19 Brayden Edwards	3	0	2	5	19 Brayden Edwards	3	0	1	4
21 Tyson Zimmer	0	1	0	1	21 Tyson Zimmer	0	1	0	1
23 Carter Dereniwsky	0	0	1	1	23 Carter Dereniwsky	0	0	1	1
25 Kash Andresen *	0	0	0	0	25 Kash Andresen *	0	0	0	0
26 Blake Swetlikoff **	0	0	1	1	26 Blake Swetlikoff **	0	0	1	1
27 Elias Knoester *	0	1	1	2	27 Elias Knoester *	0	1	1	2
28 Leo Brailard	0	1	1	2	28 Leo Brailard	0	1	0	1
29 Landen Ward *	0	0	0	0	29 Landen Ward *	0	0	0	0





# Lethbridge Hurricanes Hockey Club

## 2022-2023 Record Breakdown



### Season Record Versus....

<b>Eastern Conf.</b>	8 - 6 - 2 - 0
Western Conf.	5 - 4 - 0 - 0
<b>Central Division</b>	7 - 3 - 1 - 0
East Division	1 - 3 - 1 - 0
BC Division	3 - 2 - 0 - 0
US Division	2 - 2 - 0 - 0
Brandon	0 - 0 - 1 - 0
<b>Calgary</b>	1 - 1 - 1 - 0
<b>Edmonton</b>	2 - 1 - 0 - 0
Everett	0 - 1 - 0 - 0
Kamloops	1 - 0 - 0 - 0
Kelowna	0 - 1 - 0 - 0
<b>Medicine Hat</b>	1 - 0 - 0 - 0
Moose Jaw	1 - 1 - 0 - 0
Portland	0 - 1 - 0 - 0
Prince Albert	0 - 1 - 0 - 0
Prince George	0 - 1 - 0 - 0
<b>Red Deer</b>	1 - 1 - 0 - 0
Regina	0 - 1 - 0 - 0
Saskatoon	0 - 0 - 0 - 0
Seattle	1 - 0 - 0 - 0
Spokane	0 - 0 - 0 - 0
<b>Swift Current</b>	2 - 0 - 0 - 0
Tri-City	0 - 0 - 6 - 0
Vancouver	1 - 0 - 0 - 0
Victoria	1 - 0 - 0 - 0
Wenatchee	1 - 0 - 0 - 0

### Situational Record

#### Back To Back Games

First Game	4 - 2 - 0 - 0
Second Game	3 - 3 - 0 - 0

#### 3-in-3 Weekend

First Game	0 - 0 - 0 - 0
Second Game	0 - 0 - 0 - 0
Third Game	0 - 0 - 0 - 0

### Record By Day

Monday	1 - 0 - 0 - 0
Tuesday	0 - 1 - 0 - 0
Wednesday	3 - 2 - 1 - 0
Thursday	0 - 0 - 0 - 0
Friday	7 - 2 - 1 - 0
Saturday	2 - 3 - 0 - 0
Sunday	0 - 2 - 0 - 0

### Record By Month

September	3 - 0 - 0 - 0
October	5 - 5 - 2 - 0
November	5 - 5 - 0 - 0
December	0 - 0 - 0 - 0
January	0 - 0 - 0 - 0
February	0 - 0 - 0 - 0
March	0 - 0 - 0 - 0

### Situational Record

Scoring First	7 - 4 - 0 - 0
Not Scoring First	6 - 6 - 2 - 0
1 Goal Games	4 - 2 - 2 - 0
2 Goal Games	1 - 5 - 0 - 0
3+ Goal Games	8 - 3 - 0 - 0
Leading After 1st	5 - 1 - 0 - 0
Trailing After 1st	3 - 5 - 1 - 0
Tied After 1st	5 - 4 - 1 - 0
Leading After 2nd	8 - 1 - 1 - 0
Trailing After 2nd	3 - 7 - 0 - 0
Tied After 2nd	2 - 2 - 1 - 0
Overtime	3 - 2
Shootout	1 - 0
More Shots	7 - 4 - 1 - 0
Less Shots	6 - 6 - 1 - 0
Shots Tied	0 - 0 - 0 - 0
More PP's	5 - 3 - 1 - 0
Less PP's	5 - 5 - 0 - 0
PP's Tied	3 - 2 - 1 - 0
Score 3 or Less	3 - 8 - 2 - 0
Score 4 or More	10 - 2 - 0 - 0
Allow 3 or Less	12 - 4 - 1 - 0
Allow 4 or More	0 - 7 - 1 - 0
30 or Less Shots	5 - 6 - 0 - 0
31 or More Shots	8 - 4 - 2 - 0
Allow 30 or Less Shots	7 - 5 - 0 - 0
Allow 31 or More Shots	6 - 5 - 2 - 0



# Lethbridge Hurricanes Hockey Club

## 2023-2024 vs. Opponent



TEAM	GP	W	L	OTL	SL	GF	GA	PP	PP%	PK	PK%	SHG	SHG/A	FO	FO%
Calgary Hitmen	3	1	1	1	0	9	0	2 / 11	18.2%	9 / 12	75.0%	0	1	79 / 180	43.9%
Edmonton Oil Kings	3	2	1	0	0	13	3	4 / 14	28.6%	14 / 16	87.5%	0	2	93 / 173	53.8%
Medicine Hat Tigers	1	1	0	0	0	4	6	2 / 5	40.0%	3 / 4	75.0%	0	0	26 / 57	45.6%
Red Deer Rebels	2	1	1	0	0	5	1	2 / 11	18.2%	8 / 9	88.9%	0	0	63 / 133	47.4%
Swift Current Broncos	2	2	0	0	0	8	9	0 / 6	0.0%	8 / 8	100.0%	1	0	48 / 94	51.1%
<b>CENTRAL DIVISION</b>	<b>11</b>	<b>7</b>	<b>3</b>	<b>1</b>	<b>0</b>	<b>39</b>	<b>19</b>	<b>10 / 47</b>	<b>21.3%</b>	<b>42 / 49</b>	<b>85.7%</b>	<b>1</b>	<b>3</b>	<b>309 / 637</b>	<b>48.5%</b>
Brandon Wheat Kings	1	0	0	1	0	0	1	0 / 6	0.0%	5 / 5	100.0%	0	0	31 / 69	44.9%
Moose Jaw Warriors	2	1	1	0	0	7	4	2 / 5	40.0%	4 / 5	80.0%	0	0	58 / 126	46.0%
Prince Albert Raiders	1	0	1	0	0	2	4	0 / 3	0.0%	2 / 3	66.7%	0	0	25 / 58	43.1%
Regina Pats	1	0	1	0	0	1	3	0 / 3	0.0%	3 / 3	100.0%	0	0	26 / 52	50.0%
Saskatoon Blades	0	0	0	0	0	0	0	0 / 0	#DIV/0!	0 / 0	#DIV/0!	0	0	0 / 0	#DIV/0!
<b>EAST DIVISION</b>	<b>5</b>	<b>1</b>	<b>3</b>	<b>1</b>	<b>0</b>	<b>10</b>	<b>12</b>	<b>2 / 17</b>	<b>11.8%</b>	<b>14 / 16</b>	<b>87.5%</b>	<b>0</b>	<b>0</b>	<b>140 / 305</b>	<b>45.9%</b>
<b>EASTERN CONF.</b>	<b>16</b>	<b>8</b>	<b>6</b>	<b>2</b>	<b>0</b>	<b>49</b>	<b>31</b>	<b>12 / 64</b>	<b>18.8%</b>	<b>56 / 65</b>	<b>86.2%</b>	<b>1</b>	<b>3</b>	<b>449 / 942</b>	<b>47.7%</b>
Kamloops Blazers	1	1	0	0	0	7	3	2 / 5	40.0%	2 / 4	50.0%	0	0	33 / 69	47.8%
Kelowna Rockets	1	0	1	0	0	1	4	0 / 4	0.0%	5 / 6	83.3%	1	0	31 / 54	57.4%
Prince George Cougars	1	0	1	0	0	4	6	0 / 4	0.0%	3 / 5	60.0%	0	0	32 / 62	51.6%
Vancouver Giants	1	1	0	0	0	4	3	0 / 2	0.0%	0 / 0	#DIV/0!	0	0	32 / 61	52.5%
Victoria Royals	1	1	0	0	0	8	3	2 / 4	50.0%	3 / 3	100.0%	0	0	36 / 64	56.3%
<b>BC DIVISION</b>	<b>5</b>	<b>3</b>	<b>2</b>	<b>0</b>	<b>0</b>	<b>24</b>	<b>19</b>	<b>4 / 19</b>	<b>21.1%</b>	<b>13 / 18</b>	<b>72.2%</b>	<b>1</b>	<b>0</b>	<b>164 / 310</b>	<b>52.9%</b>
Everett Silvertips	1	0	1	0	0	1	5	0 / 2	0.0%	4 / 6	66.7%	0	0	18 / 52	34.6%
Portland Winterhawks	1	0	1	0	0	1	3	0 / 2	0.0%	2 / 3	66.7%	0	0	32 / 53	60.4%
Seattle Thunderbirds	1	1	0	0	0	5	0	0 / 4	0.0%	1 / 1	100.0%	0	0	25 / 54	46.3%
Spokane Chiefs	0	0	0	0	0	0	0	0 / 0	#DIV/0!	0 / 0	#DIV/0!	0	0	0 / 0	#DIV/0!
Tri-City Americans	0	0	0	0	0	0	0	0 / 0	#DIV/0!	0 / 0	#DIV/0!	0	0	0 / 0	#DIV/0!
Wenatchee Wild	1	1	0	0	0	5	1	1 / 2	50.0%	4 / 5	80.0%	0	0	28 / 24	116.7%
<b>US DIVISION</b>	<b>4</b>	<b>2</b>	<b>2</b>	<b>0</b>	<b>0</b>	<b>12</b>	<b>9</b>	<b>1 / 10</b>	<b>10.0%</b>	<b>11 / 15</b>	<b>73.3%</b>	<b>0</b>	<b>0</b>	<b>103 / 183</b>	<b>56.3%</b>
<b>WESTERN CONF.</b>	<b>9</b>	<b>5</b>	<b>4</b>	<b>0</b>	<b>0</b>	<b>36</b>	<b>28</b>	<b>5 / 29</b>	<b>17.2%</b>	<b>24 / 33</b>	<b>72.7%</b>	<b>1</b>	<b>0</b>	<b>267 / 493</b>	<b>54.2%</b>
<b>OVERALL</b>	<b>25</b>	<b>13</b>	<b>10</b>	<b>2</b>	<b>0</b>	<b>85</b>	<b>59</b>	<b>17 / 93</b>	<b>18.3%</b>	<b>80 / 98</b>	<b>81.6%</b>	<b>2</b>	<b>3</b>	<b>716 / 1435</b>	<b>49.9%</b>



# Lethbridge Hurricanes Hockey Club

## 2023-2024 Team Stats Home vs. Away



Home Stats		Away Stats		Total Stats	
Record	6 - 3 - 2 - 0	Record	7 - 7 - 0 - 0	Record	13 - 10 - 2 - 0

Goals For		Goals For		Goals For	
1st Period	8	1st Period	12	1st Period	20
2nd Period	10	2nd Period	21	2nd Period	31
3rd Period	12	3rd Period	19	3rd Period	31
Overtime	1	Overtime	2	Overtime	3
Shootout	0	Shootout	2	Shootout	2
<b>TOTAL</b>	<b>31</b>	<b>TOTAL</b>	<b>54</b>	<b>TOTAL</b>	<b>85</b>

Goals Against		Goals Against		Goals Against	
1st Period	6	1st Period	14	1st Period	20
2nd Period	7	2nd Period	17	2nd Period	24
3rd Period	7	3rd Period	20	3rd Period	27
Overtime	2	Overtime	0	Overtime	2
Shootout	0	Shootout	1	Shootout	1
<b>TOTAL</b>	<b>22</b>	<b>TOTAL</b>	<b>51</b>	<b>TOTAL</b>	<b>73</b>

Shots For		Shots For		Shots For	
1st Period	114	1st Period	137	1st Period	251
2nd Period	112	2nd Period	170	2nd Period	282
3rd Period	95	3rd Period	130	3rd Period	225
Overtime	6	Overtime	3	Overtime	9
<b>TOTAL</b>	<b>327</b>	<b>TOTAL</b>	<b>440</b>	<b>TOTAL</b>	<b>767</b>

Shots Against		Shots Against		Shots Against	
1st Period	119	1st Period	134	1st Period	253
2nd Period	108	2nd Period	135	2nd Period	243
3rd Period	124	3rd Period	147	3rd Period	271
Overtime	2	Overtime	6	Overtime	8
<b>TOTAL</b>	<b>353</b>	<b>TOTAL</b>	<b>422</b>	<b>TOTAL</b>	<b>775</b>

Power Play		Power Play		Power Play	
Goals	3	Goals	14	Goals	17
Opportunity	36	Opportunity	57	Opportunity	93
<b>Percentage</b>	<b>8.3%</b>	<b>Percentage</b>	<b>24.6%</b>	<b>Percentage</b>	<b>18.3%</b>

Penalty Kill		Penalty Kill		Penalty Kill	
Kills	36	Kills	44	Kills	80
Opportunity	43	Opportunity	55	Opportunity	98
<b>Percentage</b>	<b>83.7%</b>	<b>Percentage</b>	<b>80.0%</b>	<b>Percentage</b>	<b>81.6%</b>

Faceoffs		Faceoffs		Faceoffs	
Wins	295	Wins	421	Wins	716
Losses	328	Losses	419	Losses	747
<b>Percentage</b>	<b>47.4%</b>	<b>Percentage</b>	<b>50.1%</b>	<b>Percentage</b>	<b>48.9%</b>



## Lethbridge Hurricanes Hockey Club 2023-2024 Regular Season Game By Game



DATE	GM #	OPP	SCORE	HURRICANE GOALS	OPPOSITION GOALS	LET PP	OPP PP	SHOTS	RECORD	PTS
Fri, Sept. 22	1	vs. SC	3-1 W	McCutcheon, <b>Ward</b> , Wormald	McCagherty	0/3	0/5	41-34 SC	1-0-0-0	2
Sat, Sept. 23	2	at SC	5-2 W	Edwards (2), Wormald, Zimmer, <b>Wilke</b>	Eger, Gabriel	0/3	0/3	30-26 LET	2-0-0-0	4
Fri, Sept. 29	3	at EDM	4-3 SOW	Ward, Zimmer, Dereniwsky ( <b>Wormald SOW</b> )	Pilling (2), Szabo	1/5	1/7	35-34 EDM	3-0-0-0	6
Sun, Oct. 1	4	at EDM	8-5 L	Renas (2), Astashevich, Chadwick, Marques	Kovacevic (2), <b>Jecho (2)</b> , Finnie, Port, Lajoie, Pilling	0/3	0/1	44-29 LET	3-1-0-0	6
Fri, Oct. 6	5	vs. MJ	4-0 W	<b>Zimmer</b> , Pauls, McCutcheon, Edwards	----	0/2	0/3	42-26 LET	4-1-0-0	8
Sat, Oct. 7	6	at RD	3-1 L	Edwards	Josephson, <b>Brigley</b> , Formanek	0/6	0/4	34-29 LET	4-2-0-0	8
Mon, Oct. 9	7	at EDM	5-2 W	Dereniwsy (2), Gizowski, <b>Marques</b> , Arntsen	Kovacevic, Lajoie	3/6	1/8	40-29 EDM	5-2-0-0	10
Wed, Oct. 11	8	vs. BRD	1-0 OTL	----	<b>Danielson</b>	0/6	0/5	36-33 LET	5-2-1-0	11
Fri, Oct. 13	9	at MJ	4-3 L	Marques, Wilke, Chadwick	Rysavy, Firkus, Yager, <b>Semeniuk</b>	2/3	1/2	31-30 MJ	5-3-1-0	11
Sat, Oct. 14	10	at REG	3-1 L	Wilke	Berge, <b>Spencer</b> , Whitehead	0/3	0/3	26-20 REG	5-4-1-0	11
Wed, Oct. 18	11	vs. CGY	3-2 OTW	Chadwick, Marques, <b>Wormald</b>	Moore, Greenway	0/5	1/5	39-35 CGY	6-4-1-0	13
Fri, Oct. 20	12	vs. RD	4-1 W	Edwards (2), Pauls, <b>Wilke</b>	Lind	2/5	1/5	27-25 LET	7-4-1-0	15
Sun, Oct. 22	13	at CGY	4-3 L	Swetikoff, Zimmer, Renas	Tulk, Tschigerl, Wetsch, <b>Yakemchuk</b>	2/4	2/5	37-35 LET	7-5-1-0	15
Wed, Oct. 25	14	vs. SEA	5-0 W	<b>Gizowski (2)</b> , Knoester, Zimmer, Brailard	----	0/4	0/1	31-22 LET	8-5-1-0	17
Fri, Oct. 27	15	vs. CGY	4-3 OTL	Gizowski, Edwards, Knoester	Tulk (2), MacAdams, <b>Hamilton</b>	0/2	0/2	32-31 CGY	8-5-2-0	18
Wed, Nov. 1	16	vs. EVT	5-1 L	Brailard	Miettinen (2), <b>Rymon</b> , Patton, Bear	0/2	2/6	29-20 EVT	8-6-2-0	18
Fri, Nov. 3	17	at MH	4-3 OTW	Brailard, Edwards, Chadwick, <b>Zimmer</b>	MacKenzie, Andresen, Wiesblatt	2/5	1/4	36-25 LET	9-6-2-0	20
Sat, Nov. 4	18	vs. POR	3-1 L	Gizowski	O'Brien, <b>Aischer</b> , Stefan	0/2	1/3	31-23 POR	9-7-2-0	20
Wed, Nov. 8	19	vs. PA	4-2 L	Brailard, Gizowski	Dube, Ritchie, <b>Christensen</b> , Oiring	0/3	2/3	32-26 PA	9-8-2-0	20
Fri, Nov. 10	20	vs. WEN	5-1 W	Marques (2), Gizowski (2), <b>Swetikoff</b>	Friesen	1/2	1/5	42-22 WEN	10-8-2-0	22
Fri, Nov. 17	21	at VIC	8-3 W	<b>Edwards (3)</b> , Gizowski, Zimmer, Chadwick, Marques, Wormald	Reschny, Pickford, Burlock	2/4	0/3	31-28 LET	11-8-2-0	24
Sat, Nov. 18	22	at VAN	4-3 OTW	Gizowski (2), Brailard, <b>Chadwick</b>	Schmidt (2), Thorpe	0/2	0/0	41-21 LET	12-8-2-0	26
Tue, Nov. 21	23	at KEL	4-1 L	Wormald	Szturc, <b>Iginla</b> , Pacheco, Price	0/4	1/6	35-27 LET	12-9-2-0	26
Wed, Nov. 22	24	at KAM	7-3 W	Edwards (2), Brailard, <b>Gizowski</b> , Wormald, Zimmer, Marques	F. Minten (2), Bairos	2/5	2/4	39-35 KAM	13-9-2-0	28
Fri, Nov. 24	25	at PG	6-4 L	Arntsen (2), Knoester, Marques	Heidt (2), <b>Funk (2)</b> , Ziemmer (2)	0/4	2/5	31-25 PG	13-10-2-0	28
Wed, Nov. 29	26	vs. CGY								
Fri, Dec. 1	27	vs. SAS								
Fri, Dec. 8	28	vs. SC								
Sat, Dec. 9	29	at SC								
Wed, Dec. 13	30	vs. MH								
Fri, Dec. 15	31	vs. REG								
Sat, Dec. 16	32	at MH								
Wed, Dec. 27	33	vs. SC								
Fri, Dec. 29	34	vs. RD								
Sat, Dec. 30	35	at MH								
Wed, Jan. 3	36	vs. SC								
Fri, Jan. 5	37	vs. TC								
Tue, Jan. 9	38	vs. SPO								
Fri, Jan. 12	39	vs. MH								
Sat, Jan. 13	40	at MH								
Wed, Jan. 17	41	at MJ								
Fri, Jan. 19	42	at REG								
Sat, Jan. 20	43	at BRD								
Fri, Jan. 26	44	vs. REG								
Tue, Jan. 30	45	vs. EDM								
Wed, Jan. 31	46	at SC								
Sat, Feb. 3	47	vs. CGY								
Tue, Feb. 6	48	at SAS								
Wed, Feb. 7	49	at PA								
Fri, Feb. 9	50	at BRD								
Wed, Feb. 14	51	at SC								
Fri, Feb. 16	52	vs. SAS								
Sat, Feb. 17	53	vs. PA								
Mon, Feb. 19	54	at RD								
Wed, Feb. 21	55	vs. MJ								
Fri, Feb. 23	56	vs. EDM								
Sun, Feb. 25	57	at CGY								
Fri, Mar. 1	58	at SAS								
Sat, Mar. 2	59	at PA								
Wed, Mar. 6	60	vs. MH								
Fri, Mar. 8	61	vs. BRD								
Sat, Mar. 9	62	at MJ								
Wed, Mar. 13	63	vs. EDM								
Fri, Mar. 15	64	vs. RD								
Sat, Mar. 16	65	at RD								
Sun, Mar. 17	66	at CGY								
Fri, Mar. 22	67	vs. MH								
Sat, Mar. 23	68	at MH								

\***BOLD** indicates game winning goal



# Lethbridge Hurricanes Hockey Club

## Highs/Lows & Situational



2023-11-28

Category	Total	When
<b>Most Goals For</b>		
1st Period	3	2x - Last: Nov. 17 at VIC
2nd Period	5	Nov. 22 at KAM
3rd Period	4	Oct. 1 at EDM
Game	8	Nov. 17 at VIC

<b>Goals For Breakdown</b>		
Goals For	Times	Record
0 (Shutout)	1	0-0-1-0
1	5	0-5-0-0
2	1	0-1-0-0
3	6	3-2-1-0
4	5	4-1-0-0
5	5	4-1-0-0
6	-	-
7+	2	2-0-0-0

<b>Most Shots For</b>		
1st Period	18	Oct. 6 vs. MJ
2nd Period	18	Oct. 22 at CGY
3rd Period	17	Oct. 1 at EDM
Overtime	3	Oct. 11 vs. BRD
Game	44	Oct. 1 at EDM

<b>Fewest Shots For</b>		
1st Period	0	Nov. 4 vs. POR
2nd Period	2	Nov. 1 vs. EVT
3rd Period	4	Nov. 10 vs. WEN
Overtime	1	2x - Last: Nov. 3 at MH
Game	20	2x - Last: Nov. 1 vs. EVT

<b>Shots For Breakdown</b>		
Shots For	Times	Record
19-or-Less	-	-
20-29	8	4-4-0-0
30-39	14	7-5-2-0
40-49	3	2-1-0-0
50+	-	-

<b>Special Teams</b>		
PP GF, Period	3	Oct. 9 at EDM
PP GF, Game	3	Oct. 9 at EDM

PP GA, Period	2	Oct. 22 at CGY
PP GA, Game	2	Nov. 22 at KAM

SH GF, Period	1	Nov. 21 at KEL
SH GF, Game	1	Nov. 21 at KEL

SH GA, Period	1	2x - Last: Oct. 1 at EDM
SH GA, Game	1	2x - Last: Oct. 1 at EDM

Most PIM	25	Sept. 22 vs. SC
----------	----	-----------------

Category	Total	When
<b>Most Goals Against</b>		
1st Period	3	Nov. 24 at PG
2nd Period	4	Oct. 1 at EDM
3rd Period	3	4x - Last: Nov. 21 at KEL
Game	8	Oct. 1 at EDM

<b>Goals Against Breakdown</b>		
Goals Against	Times	Record
0 (Shutout)	2	2-0-0-0
1	4	3-0-1-0
2	3	3-0-0-0
3	8	5-3-0-0
4	5	0-4-1-0
5	1	0-1-0-0
6	1	0-1-0-0
7+	1	0-1-0-0

<b>Most Shots Against</b>		
1st Period	17	Oct. 11 vs. BRD
2nd Period	19	Oct. 9 at EDM
3rd Period	22	Nov. 10 vs. WEN
Overtime	6	Sept. 29 at EDM
Game	42	Nov. 10 vs. WEN

<b>Fewest Shots Against</b>		
1st Period	4	Oct. 25 vs. SEA
2nd Period	4	Oct. 14 at REG
3rd Period	3	Nov. 4 vs. POR
Overtime	0	2x - Last: Nov. 3 at MH
Game	22	Oct. 25 vs. SEA

<b>Shots Against Breakdown</b>		
Shots Against	Times	Record
19-or-Less	-	-
20-29	13	7-6-0-0
30-39	9	3-4-2-0
40-49	3	3-0-0-0
50+	-	-

<b>Situational Goals For/Against</b>		
Situation	GF	GA
5 on 5 ES	56	41
5 on 4 PP	12	17
5 on 3 PP	3	1
4 on 4 ES	2	3
4 on 3 PP	-	1
3 on 3 ES	3	1
Shorthanded Goals	1	3
Empty Net	4	6
Extra Attacker	3	1
Penalty Shot	1/2	0/1
Shootout Goals	2	1
Shootout Attempts	3	3



# Lethbridge Hurricanes Hockey Club

## Overtime/Shootout



### OVERTIME

All-Time Overtime Record			86-83 (96 ties)	2023-2024 Overtime Record			3-2
Player	Total	Date		2023-2024 Overtime Games			
Logan Wormald	1	Oct. 18/23 vs. CGY		Oct. 11 vs. BRD (1-0 OTL) - Danielson			
		Jan. 12/22 vs. SC		Oct. 18 vs. CGY (3-2 OTW) - Wormald			
Blake Swetlikoff	1	Nov. 21/21 w/ SPO		Oct. 27 vs. CGY (4-3 OTL) - Hamilton			
Logan McCutcheon	1	Mar. 10/23 vs. REG		Nov. 3 at MH (4-3 OTW) - Zimmer			
Tyson Zimmer	1	Nov. 3/23 at MH		Nov. 18 at VAN (4-3 OTW) - Chadwick			
Noah Chadwick	1	Nov. 18/23 at VAN					

### SHOOTOUT

All-Time Shootout Record				50-58	2023-2024 Shootout Record				1-0
Player	Season	Career	Car %		Goaltender				
Tyson Zimmer	1/1	4/8	50.0%		Player	Season	Career	Car %	
Noah Chadwick	-	2/6	33.3%		Harrison Meneghin	1/3 (GA/SA)	4/21 (GA/SA)	81.0%	
Blake Swetlikoff	-	1/1	100%						
Miguel Marques	-	0/1	0%		Shootout Notes				
Logan Wormald	0/1	1/3	66.6%		Last SO Win: Sept. 29 at EDM (4-3 W - Logan Wormald SOW)				
Anton Astashevich	-	0/1	0%		2022-2023 Shootout Games				
Nolan Bentham	-	0/1	0%		Sept. 29 at EDM (4-3 SOW) - Wormald				
Logan McCutcheon	-	0/1	0%						
Joe Arntsen	-	0/1	0%						
Chase Pauls	-	0/1	0%						

### Overtime vs. Opponent

Opponent	All-Time Record	Last Meeting / GWG
EDM	2-4	May 4/21 (3-2 EDM) - Josh Williams
CGY	10-9	Oct. 27/23 (4-3 CGY) - Reese Hamilton
MH	9-6	Nov. 3/23 (4-3 LET) - Tyson Zimmer
RD	10-8	Apr. 8/22 (5-4 RD) - Ben King
SC	5-5	Jan. 12/22 (3-2 LET) - Logan Wormald
BRD	5-4	Oct. 11/23 (1-0 BRD) - Nate Danielson
MJ	6-5	Apr. 15/22 (5-4 LET) - Yegor Klavdiev
PA	7-2	Feb. 27/19 (5-4 LET) - Jake Elmer
REG	7-4	Mar. 5/22 (5-4 LET) - Justin Hall
SAS	3-7	Mar. 9/22 (4-3 SAS) - Brandon Lisowsky
WPG	9-5	Dec. 5/18 (3-2 LET) - Dylan Cozens
KAM	1-5	Dec. 14/16 (3-2 KAM) - Deven Sideroff
KEL	1-2	Jan. 24/18 (4-3 KEL) - Kole Lind
PG	1-0	Jan. 13/23 (4-3 LET) - Tyson Laventure
VAN	1-4	Nov. 18/23 (4-3 LET) - Noah Chadwick
VIC	0-0	N/A
EVT	0-1	Jan. 18/23 (4-3 EVT) - Ben Hemmerling
POR	2-2	Nov. 20/16 (6-5 LET) - Tyler Wong
SEA	0-6	Jan. 20/23 (3-2 SEA) - Reid Schaefer
SPO	0-0	N/A
TRI	2-1	Dec. 8/18 (8-7 TRI) - Isaac Johnson

### Shootout vs. Opponent

Opponent	All-Time Record	Last Meeting / GWG
EDM	8-4	Sept. 29/23 (4-3 EDM) - Logan Wormald
CGY	1-5	Dec. 8/21 (3-2 LET) - Logan Barlage
MH	3-11	Feb. 11/23 (3-2 MH) - Shane Smith
RD	9-8	Nov. 18/22 (3-2 LET) - Noah Chadwick
SC	2-3	Dec. 10/22 (4-3 LET) - Tyson Zimmer
BRD	1-2	Jan. 31/17 (4-3 LET) - Giorgio Estephan
MJ	2-1	Feb. 15/22 (1-0 LET) - Yegor Klavdiev
PA	4-1	Feb. 29/12 (4-3 LET) - Philip Tot
REG	2-6	Oct. 16/22 (4-3 LET) - Tyson Zimmer
SAS	1-4	Nov. 29/19 (4-3 SAS) - Kyle Crnkovic
WPG	5-3	Mar. 2/22 (4-3 LET) - Liekit Reichle
KAM	0-1	Oct. 3/14 (3-2 KAM) - Jake Kryski
KEL	2-2	Dec. 10/14 (4-3 KEL) - Nick Merkley
PG	0-2	Oct. 13/18 (6-5 PG) - Cole Moberg
VAN	0-3	Nov. 4/22 (4-3 VAN) - Jaden Lipinski
VIC	4-1	Feb. 17/17 (5-4 LET) - Tyler Wong
EVT	1-0	Nov. 2/11 (4-3 LET) - Cam Braes
POR	1-0	Nov. 28/17 (4-3 LET) - Zane Franklin
SEA	0-2	Jan. 20/13 (6-5 SEA) - Luke Lockhart
SPO	0-0	N/A
TRI	0-1	Oct. 8/16 (6-5 TRI) - Parker AuCoin

### Overtime Goal Scorers (Dating back to 1996)

Nathan Barrett (5)	Tyler Redenbach (2)	Zak Zborosky	Jesse Craige	Sean Robertson
Alex Cotton (3)	Brian Ballman (2)	Nick Walters	Mitch Fadden	Shane Willis
Brennan Menell (3)	Brent Seabrook (2)	Taylor Cooper	Tomas Kudelka	Darren Shakotko
Giorgio Estephan (3)	Mike Josephson (2)	Jaimen Yakubowski	Jonathan Filewich	Kirby Law
Mike Wirll (3)	Justin Hall (2)	Brady Ramsay	Mark Olafson	Mark Ivan
Dylan Cozens (2)	<b>Logan Wormald (2)</b>	Graham Hood	Brennan Chapman	Travis Brigley
Jordy Bellerive (2)	Ty Nash	Brody Sutter	Jeremy Jackson	Yegor Klavdiev
Tyler Wong (2)	Logan Barlage	Cam Braes	Tyrell Moulton	Alex Thacker
Ryley Lindgren (2)	Dino Kambeitz	Luca Sbisa	Tomas Kopecky	Tyson Laventure
Mitch Maxwell (2)	Jake Elmer	Zach Boychuk	Ryley Layden	<b>Logan McCutcheon</b>
Colton Sceviour (2)	Nolan Jones	Dwight King	Jason Hegberg	<b>Tyson Zimmer</b>
Colton Yellowhorn (2)	Brady Pouteau	DJ King	Chad Kletzel	<b>Noah Chadwick</b>

\*Bold indicates active Hurricane





# Lethbridge Hurricanes Hockey Club

## Hurricanes Individuals/Team Lasts



2023-11-28

Individual Lasts...	
Situation	Player/Last
3-Point Game	Miguel Marques [1g-2a] (Nov. 24/23 at PG)
4-Point Game	Logan Wormald [1g-3a] (Nov. 22/23 at KAM)
5-Point Game	Justin Hall [1G-4A] (Oct. 1/21 vs. CGY)
6-Point Game	Justin Hall [5G-1A] (Feb. 26/22 vs. MH)
7-Point Game	Mitch Fadden [5G-2A] (Mar. 17/07 at RD)
8+ Point Game	Zach Boychuk [2G-6A] (Mar. 17/07 at RD)
2-Goal Game	Joe Arntsen [2g] (Nov. 24/23 at PG)
3-Goal Game	Brayden Edwards [3g-1a] (Nov. 17/23 at VIC)
4-Goal Game	Cam Braes (Dec. 7/10 vs. MJ)
5+ Goal Game	Justin Hall [5G] (Feb. 26/22 vs. MH)
2-Assist Game	Miguel Marques [1g-2a] (Nov. 24/23 at PG)
3-Assist Game	Logan Wormald [1g-3a] (Nov. 22/23 at KAM)
4-Assist Game	Brayden Edwards [4a] (Mar. 24/23 vs. RD)
5-Assist Game	Calen Addison (Jan. 24/20 at REG)
6+ Assist Game	Zach Boychuk (6A) & Dwight King (6A) (Mar. 17/07 at RD)
OT Winner	Logan Wormald (Oct. 18/23 - 3-2 W vs. CGY)
SO Winner	Logan Wormald (Sept. 29/23 - 4-3 W at EDM)

Defenceman Lasts	
Situation	Player/Last
3-Point Game	Logan McCutcheon (3A) - (Nov. 3/23 at MH)
4-Point Game	Alex Cotton [1G-3A] (Nov. 1/19 at WPG)
5+ Point Game	Calen Addison [5A] (Jan. 24/20 at REG)
2-Goal Game	Joe Arntsen [2g] (Nov. 24/23 at PG)
3-Goal Game	Calen Addison [3g] (Nov. 23/19 at RD)
2-Assist Game	Pauls & Chadwick [2a] (Nov. 22/23 at KAM)
3-Assist Game	Logan McCutcheon [3a] - (Nov. 3/23 at MH)
4+ Assist Game	Calen Addison [5A] (Jan. 24/20 at REG)

All-Time Highs, Individual	
Situation	Player/Last
80-89 Points	85 points - Dylan Cozens (2019-2020)
90-99 Points	94 points - Nick Henry (2018-2019)
100-109 Points	109 points - Tyler Wong (2016-2017)
110-119 Points	112 points - Shane Willis (1997-1998)
120-129 Points	126 points - Byron Ritchie (1996-1997)
130-139 Points	136 points - Jason Ruff (1990-1991)
140+ Points	140 points - Kevin St. Jacques (1991-1992)
<b>NOTE:</b> Hurricanes franchise record - 142 points (Corey Lyons in 1989-1990)	
30-39 Goals	34 goals - Justin Hall (2021-2022)
40-45 Goals	40 goals - Jake Leschyshyn (2019-2020)
46-50 Goals	46 goals - Jordy Bellerive (2017-2018)
51-54 Goals	51 goals - Tyler Wong (2016-2017)
55-60 Goals	58 goals - Shane Willis (1997-1998)
61+ Goals	65 goals - Kevin St. Jacques (1991-1992)
<b>NOTE:</b> Hurricanes franchise record - 65 goals (Kevin St. Jacques in 1991-1992)	

Team Lasts...	
Situation	Last
Scored 4 Goals	Nov. 24/23 at PG (6-4 L)
Scored 5 Goals	Oct. 25/23 vs. SEA (5-0 W)
Scored 6 Goals	Mar. 24/23 vs. RD (6-4 W)
Scored 7 Goals	Nov. 22/23 at KAM (7-3 W)
Scored 8 Goals	Nov. 17/23 at VIC (8-3 W)
Scored 9 Goals	Feb. 26/22 vs. MH (9-2 W)
Scored 10 Goals	Jan. 29/23 at EDM (10-2 W)
Scored 11 Goals	Nov. 23/19 at RD (11-2 W)
Scored 12+ Goals	Oct. 2/96 vs. EDM ICE (14-2 W)
<b>Franchise High</b>	<b>14 Goals (4x)</b>
Oct. 2/96 vs. EDM ICE (14-2 W)	
Jan. 2/92 vs. TC (14-3 W)	
Nov. 8/89 vs. VIC Cougars (14-2 W)	
Oct. 20/89 vs. SAS (14-1 W)	
Won 3 Straight	Nov. 10 - Nov. 18/23
Won 4 Straight	Nov. 5 - Nov. 18/22
Won 5 Straight	Dec. 3 - Dec. 14/22
Won 6 Straight	Oct. 13 - Oct. 25/19
Won 7 Straight	Feb. 24 - Mar. 8/17
Won 8 Straight	Feb. 27 - Mar. 16/19
Won 9 Straight	Jan. 18 - Feb. 10/17
Won 10+ Straight	Jan. 2 - Jan. 24/16
<b>Franchise High</b>	<b>15GM (Jan. 12 - Feb. 20/91)</b>
Other Double Digit	11 GM (Feb. 14 - Mar. 7/90)
Win Streaks in	11 GM (Oct. 15 - Nov. 11/90)
Hurricanes History	10 GM (Jan. 2 - Jan. 24/16)

All-Time Highs, Team	
Last	Total/Year
Most Points	106 (1989-1990) [Only 100+ PT Season]
Most Wins	51 (1989-1990) [Only 50+ Win Season]
Most Home Wins	32 (1989-1990) [32-2-2 home record]
Most Road Wins	20 (2018-2019, 2019-2020)
Most Goals For	465 (1989-1990)
Least Goals Against	162 (2004-2005)
40+ Wins	2018-2019 (40-18-5-5)
45+ Wins	2015-2016 (46-24-1-1)
<b>NOTE:</b> Hurricanes have won 40+ games in a season on seven occasions	
80+ Points	2019-2020 (81 points - 37-19-2-5)
90+ Points	2018-2019 (90 points - 40-18-5-5)
<b>NOTE:</b> Hurricanes have had 90+ points in a season on eight occasions	



# Lethbridge Hurricanes Hockey Club vs. Calgary Hitmen



2023-11-28

		2023-2024 Regular Season						Career					
NO.	PLAYER	GP	G	A	P	+/-	PIM	GP	G	A	P	+/-	PIM
2	Logan McCutcheon	3	0	3	3	0	0	26	3	11	14	-5	4
3	Chase Pauls **	3	0	0	0	2	0	26	1	3	4	-2	10
6	Kale Tipler	1	0	0	0	-1	0	1	0	0	0	-1	0
7	Joe Arntsen **	3	0	1	1	0	0	31	1	10	11	-7	20
8	Noah Chadwick	3	1	3	4	2	4	12	2	6	8	2	6
9	Tristen Doyle	3	0	0	0	-2	5	10	1	0	1	-7	5
11	Luke Cozens *	3	0	0	0	1	0	3	0	0	0	1	0
12	Kooper Gizowski	3	1	0	1	2	2	4	1	0	1	1	2
14	Miguel Marques *	3	1	1	2	0	2	10	1	4	5	3	8
15	Trae Wilke *	3	0	2	2	-1	2	8	1	2	3	3	4
16	Dustin Renas *	3	1	0	1	0	0	7	1	0	1	1	2
17	Will Sharpe *	2	0	1	1	-1	2	2	0	1	1	-1	2
18	Logan Wormald	1	1	0	1	1	0	16	5	4	9	-1	8
19	Brayden Edwards	3	1	2	3	0	4	14	3	3	6	1	8
21	Tyson Zimmer	3	1	1	2	0	0	14	2	6	8	-6	2
23	Carter Dereniwsky	0	0	0	0	0	0	1	0	0	0	-1	0
25	Kash Andresen *	2	0	0	0	0	2	2	0	0	0	0	2
26	Blake Swetlikoff **	3	1	0	1	-2	2	10	1	2	3	-8	2
27	Elias Knoester *	2	1	0	1	0	0	2	1	0	1	0	0
28	Leo Braillard	2	0	3	3	0	0	2	0	3	3	0	0
29	Landen Ward *	3	0	1	1	-1	6	3	0	1	1	-1	6
NO.	PLAYER	GP	MIN	GA	SVS	GAA	SV%	W	L	OTL	SOL	SO	
31	Brady Smith *	Season:	0	0	0	0	####	####	0	0	0	0	0
		Career:	0	0	0	0	####	####	0	0	0	0	0
35	Harrison Meneghin	Season:	2	125	6	65	2.88	0.915	1	0	1	0	0
		Career:	3	165	11	88	4.00	0.889	1	1	1	0	0

LETHBRIDGE HURRICANES vs. CALGARY HITMEN													
2023-2024 Regular Season													
	GP	W	L	OTL	SOL	Ties		Overtime			Shootout		
Home Record	2	1	0	1	0	0		-	-		-	-	
Road Record	1	0	1	0	0	0		-	-		-	-	
Overall Record	3	1	1	1	0	0		1	1		0	0	
All-Time Records													
	GP	W	L	OTL	SOL	Ties		Overtime			Shootout		
Home Record	102	47	44	4	3	4		-	-		-	-	
Road Record	98	38	50	6	2	2		-	-		-	-	
Overall Record	200	85	94	10	5	6		7	9		1	5	



# Lethbridge Hurricanes Hockey Club

## All-Time vs. Calgary Hitmen



	ALL-TIME RECORD						ALL-TIME HOME RECORD						ALL-TIME ROAD RECORD						OT		SO	
SEASON	GP	W	L	OTL	SOL	T	GP	W	L	OTL	SOL	T	GP	W	L	OTL	SOL	T	W	L	W	L
1995-1996	10	6	- 4	- 0	- 0	- 0	5	5	- 0	- 0	- 0	- 0	5	1	- 4	- 0	- 0	- 0	0	- 0	0	- 0
1996-1997	8	5	- 3	- 0	- 0	- 0	4	3	- 1	- 0	- 0	- 0	4	2	- 2	- 0	- 0	- 0	0	- 0	0	- 0
1997-1998	6	2	- 3	- 0	- 0	- 1	3	0	- 3	- 0	- 0	- 0	3	2	- 0	- 0	- 0	- 1	1	- 0	0	- 0
1998-1999	8	1	- 4	- 0	- 0	- 3	4	1	- 1	- 0	- 0	- 2	4	0	- 3	- 0	- 0	- 1	0	- 0	0	- 0
1999-2000	7	1	- 6	- 0	- 0	- 0	4	1	- 2	- 0	- 0	- 1	4	0	- 4	- 0	- 0	- 0	1	- 0	0	- 0
2000-2001	8	3	- 4	- 1	- 0	- 0	4	2	- 2	- 0	- 0	- 0	4	1	- 2	- 1	- 0	- 0	0	- 1	0	- 0
2001-2002	7	2	- 5	- 0	- 0	- 0	3	2	- 1	- 0	- 0	- 0	4	0	- 4	- 0	- 0	- 0	0	- 0	0	- 0
2002-2003	8	6	- 2	- 0	- 0	- 0	4	3	- 1	- 0	- 0	- 0	4	3	- 1	- 0	- 0	- 0	0	- 0	0	- 0
2003-2004	9	3	- 4	- 1	- 0	- 1	4	2	- 1	- 1	- 0	- 0	4	1	- 3	- 0	- 0	- 0	0	- 1	0	- 0
2004-2005	6	2	- 2	- 1	- 0	- 1	4	1	- 1	- 1	- 0	- 1	2	1	- 1	- 0	- 0	- 0	1	- 1	0	- 0
2005-2006	6	1	- 3	- 0	- 2	- 0	3	0	- 2	- 0	- 1	- 0	3	1	- 1	- 0	- 1	- 0	0	- 0	0	- 2
2006-2007	8	4	- 3	- 0	- 1	- 0	4	1	- 2	- 0	- 1	- 0	4	3	- 1	- 0	- 0	- 0	0	- 0	0	- 1
2007-2008	6	5	- 1	- 0	- 0	- 0	3	2	- 1	- 0	- 0	- 0	3	3	- 0	- 0	- 0	- 0	0	- 0	0	- 0
2008-2009	5	0	- 4	- 0	- 1	- 0	2	0	- 2	- 0	- 0	- 0	3	0	- 2	- 0	- 1	- 0	0	- 1	0	- 1
2009-2010	6	2	- 4	- 0	- 0	- 0	3	1	- 2	- 0	- 0	- 0	3	1	- 2	- 0	- 0	- 0	0	- 0	0	- 0
2010-2011	7	4	- 2	- 0	- 1	- 0	4	2	- 1	- 0	- 1	- 0	3	2	- 1	- 0	- 0	- 0	1	- 0	0	- 1
2011-2012	7	3	- 4	- 0	- 0	- 0	4	2	- 2	- 0	- 0	- 0	3	1	- 2	- 0	- 0	- 0	1	- 0	0	- 0
2012-2013	6	2	- 4	- 0	- 0	- 0	3	1	- 2	- 0	- 0	- 0	3	1	- 2	- 0	- 0	- 0	0	- 0	0	- 0
2013-2014	6	0	- 6	- 0	- 0	- 0	3	0	- 3	- 0	- 0	- 0	3	0	- 3	- 0	- 0	- 0	0	- 0	0	- 0
2014-2015	7	1	- 6	- 0	- 0	- 0	4	1	- 3	- 0	- 0	- 0	3	0	- 3	- 0	- 0	- 0	0	- 0	1	- 0
2015-2016	7	3	- 4	- 0	- 0	- 0	4	2	- 2	- 0	- 0	- 0	3	1	- 2	- 0	- 0	- 0	0	- 0	0	- 0
2016-2017	6	3	- 2	- 1	- 0	- 0	3	2	- 1	- 0	- 0	- 0	3	1	- 1	- 1	- 0	- 0	1	- 1	0	- 0
2017-2018	5	2	- 2	- 1	- 0	- 0	2	1	- 1	- 0	- 0	- 0	3	1	- 1	- 1	- 0	- 0	0	- 1	0	- 0
2018-2019	8	5	- 2	- 1	- 0	- 0	4	3	- 1	- 0	- 0	- 0	4	2	- 1	- 1	- 0	- 0	0	- 0	0	- 0
2019-2020	9	5	- 2	- 2	- 0	- 0	4	2	- 1	- 1	- 0	- 0	5	3	- 1	- 1	- 0	- 0	1	- 1	0	- 0
2020-2021	6	2	- 3	- 1	- 0	- 0	3	1	- 2	- 0	- 0	- 0	3	1	- 1	- 1	- 0	- 0	0	- 1	0	- 0
2021-2022	8	7	- 1	- 0	- 0	- 0	4	3	- 1	- 0	- 0	- 0	4	4	- 0	- 0	- 0	- 0	3	- 0	1	- 0
2022-2023	7	4	- 3	- 0	- 0	- 0	4	2	- 2	- 0	- 0	- 0	3	2	- 1	- 0	- 0	- 0	0	- 0	0	- 0
2023-2024	3	1	- 1	- 1	- 0	- 0	2	1	- 0	- 1	- 0	- 0	1	0	- 1	- 0	- 0	- 0	1	- 1	0	- 0
RECORD	200	85	- 94	- 10	- 5	- 6	102	47	- 44	- 4	- 3	- 4	98	38	- 50	- 6	- 2	- 2	7	- 9	1	- 5

## 2023-24 CALGARY HITMEN ROSTER

NO	FORWARDS (13)	POS	SH	HT	WT	HOMETOWN	DOB	22-23 SEASON	LEAGUE	GP	G	A	PTS	PIM	DRAFT
6	Greenway, Tyson	C	L	6'2	200	St. Albert, AB	Jan. 15/03	Tri-City Americans	WHL	68	27	15	42	94	Free Agent
10	Fawcett, Keets*	RW	L	5'10	165	Grimshaw, AB	Feb. 23/06	Edge School U18 Prep	CSSHL U18	28	15	24	39	18	Eligible 2024
15	Muranov, Maxim	LW	L	6'2.5	177	Moscow, Russia	June. 2/04	Calgary Hitmen	WHL	63	6	22	28	43	Eligible 2024
16	Wetsch, Carson	RW	R	6'1	190	North Vancouver, BC	May 4/06	Calgary Hitmen	WHL	45	10	11	21	22	Eligible 2024
17	Adaszynski, David 'A'	LW	L	5'11	194	Coquitlam, BC	May 25/05	Calgary Hitmen	WHL	64	12	15	27	27	Eligible 2024
18	Moore, Ethan	C	R	6'1	168	Okotoks, AB	Feb. 23/05	Calgary Hitmen	WHL	55	6	7	13	39	Eligible 2024
19	Tschigerl, Sean 'A'	LW	L	6'0.5	191	Whitecourt, AB	April 11/03	Calgary Hitmen	WHL	60	27	30	57	33	Free Agent
23	Kindel, Ben*	RW	R	5'10	165	Coquitlam, BC	April 19/07	Yale Hockey Academy U18 Prep	WHL	29	17	29	46	18	Eligible 2025
28	Mayes, Sawyer*	C	L	6'4	185	Salmon Arm, BC	Jan. 8/07	Thompson Blazers U18 AAA	BCEHL U18	26	4	7	11	12	Eligible 2025
32	Hoilett, London	RW	R	6'0	182	Winnipeg, MB	Feb. 15/05	Calgary Hitmen	WHL	61	12	5	17	38	Eligible 2024
34	Valliant, Chase*	LW	L	6'1	180	Surrey, BC	May 18/06	Yale Hockey Academy U18 Prep	CSSHL U18	27	19	23	42	4	Eligible 2024
37	Tulk, Oliver	C	R	5.9	178	Gibsons, BC	Jan. 19/05	Calgary Hitmen	WHL	68	24	36	60	57	Eligible 2024
38	Gorzynski, Brandon* 'AP'	C	L	6'2	178	Scottsdale, AZ	Mar. 12/07	Pittsburgh Penguins	15U AAA	66	28	31	59	N/A	Eligible 2025
NO	DEFENCE (7)	POS	SH	HT	WT	HOMETOWN	DOB	22-23 SEASON	LEAGUE	GP	G	A	PTS	PIM	DRAFT
2	Williams, Dax	D	L	6'0	195	Calgary, AB	Sept. 28/05	Calgary Hitmen	WHL	33	1	4	5	10	Eligible 2024
8	Chichkin, Aleksey*	D	R	6'4.5	205	Vancouver, BC	July 21/05	Merritt Centennials	BCHL	31	1	6	7	34	Eligible 2024
9	Hamilton, Reese*	D	L	6'0	170	Whitewood, SK	Mar. 26/07	Saskatoon Blazers U18 AAA	SMAAAHL	39	8	23	31	42	Eligible 2025
12	Pisarczyk, Wyatt*	D	L	5'10	170	Airdrie, AB	July 20/07	Airdrie CFR Bisons U18 AAA	AEHL U18	21	5	11	16	32	Eligible 2025
22	Galloway, Tyson 'C'	D	L	6'4"	200	Kamloops, BC	Jan. 20/03	Calgary Hitmen	WHL	64	3	26	29	90	Free Agent
26	Yakemchuk, Carter	D	R	6'3	194	Calgary, AB	Sept. 29/05	Calgary Hitmen	WHL	67	19	28	47	33	Eligible 2024
27	Leonard, Fraser*	D	R	6'2	187	Cochrane, AB	June 22/06	Edge School U18 Prep	CSSHL U18	33	1	20	21	58	Eligible 2024
NO	GOALTENDERS (2)	POS	CA	HT	WT	HOMETOWN	DOB	22-23 SEASON	LEAGUE	GP	MP	GAA	SAV%	SO	DRAFT
29	Buenaventura, Ethan	G	L	6'2	195	Winnipeg, MB	June 22/04	Calgary Hitmen	WHL	30	2,391	3.51	0.890	0	Eligible 2024
31	Garrett, Alex*	G	L	6'0	185	Saskatoon, SK	April 19/05	Saskatoon Blazers U18 AAA	SMAAAHL	20	N/A	2.9	0.899	1	Eligible 2024

\*Denotes rookie

As of Nov. 25, 2023

### HOCKEY OPERATIONS

**President / CEO:** John Bean

**Vice President & Governor:** Mike Moore

**Director of Hockey Operations:** Garry Davidson

**Director of Scouting:** Gary Michalick

**Head Coach:** Steve Hamilton

**Assistant Coaches:** Trent Cassan, Don MacGillivray

**Skills and Development Coach:** Matt Stajan

**Goaltending Coach:** Theodore Zubot

**Athletic Therapist:** Adam Leckie

**Equipment Manager:** Robin McDonald

**Assistant Equipment Manager:** Brendan Wolfe

**Coaching Staff Advisor:** Troy Norcross

**Strength & Conditioning Coach:** Sean Hope-Ross

**Education Advisor:** Bernie Bajnok

**Billet Coordinator:** Shaeney Miller

### PRONUNCIATION GUIDE

David Adaszynski: Adda-zyn-ski

Ethan Buenaventura: Buena-ven-chura

Aleksey Chichkin: Ah-LEX- see CHICH-kin

Keets Fawcett: FAW-sit

London Hoilett: HOY-let

Ben Kindel: KIN-dil

Fraser Leonard: LEN-ard

Maxim Muranov: Max-EEM Mur-RAN-ov

Ethan Moore: More

Wyatt Pisarczyk: Pih-SAR-chuck

Sean Tschigerl: SHUH-gal

Carter Yakemchuk: YACK-em-chuck

Trent Cassan: kuh-san





## GAME 24 at Lethbridge Hurricanes Wednesday, November 29, 2023

**HITMEN HEADLINES:** The Calgary Hitmen (10-10-3-0) play their second game in as many nights on the road as they travel to Lethbridge to face the Hurricanes (13-10-2-0) tonight. Game time is 7:00 p.m. at ENMAX Centre. Calgary is coming off last night's 4-3 overtime setback in Red Deer. Defenceman Carter Yakemchuk forced the extra session for Calgary, scoring a power play goal with 1:46 remaining before Red Deer's Kai Uchacz potted the game winner 41 seconds into sudden death. Keets Fawcett led the Hitmen with a goal and an assist while Chase Valliant also found the back of the net for the visitors who were outshot 31-25. The Hurricanes have been idle since last Friday when they wrapped up their five-game B.C. Division road trip with a 6-4 loss in Prince George. Joe Arntsen scored a pair of second period goals for the 'Canes to give them a short lived 4-3 lead. Miguel Marques led the Hurricanes with three points (1g, 2a) in the loss.

**VS. LETHBRIDGE:** Tonight marks the fourth of seven regular season meetings between the two Central Division rivals and their third in Lethbridge. The Hitmen are 2-0-1-0 against the 'Canes with two of their three meetings needing overtime to decide a winner. Calgary is led by Sean Tschigerl (1g, 6a) who has seven points. Ben Kindel (5a) is next with five. Noah Chadwick (1g, 3a) is the top performer for Lethbridge with four points while Brayden Edwards (1g, 2a), Leo Brailard ((3a) and Logan McCutcheon (3a) all have three. Calgary is 7-6-2-1 in their last 16 visits to ENMAX Centre. The two clubs won't meet again until Saturday, Feb. 3 once again in Lethbridge.

### 2023-24 SERIES RECAP

Oct. 18/23 in LET: Hurricanes 3 Hitmen 2 OT...Logan Wormald scored the winner 25 seconds into extra time.

Oct. 22/23 in CGY: Hitmen 4 Hurricanes 3...Ben Kindel set up a career-high three goals for Calgary.

Oct. 27/23 in LET: Hitmen 4 Hurricanes 3 OT...Reese Hamilton scored the winner 3:53 into extra time.

### INSIDE THE SERIES

Shots on Goal: CGY 106 LET 103 Power Plays: CGY 3-12 (25%) LET 2-11 (18.2%)

**STREAKS:** Keets Fawcett (3g, 1a) is on a three-game goal scoring streak while Carson Wetsch (2g, 4a) and Oliver Tulk (1g, 2a) are on three-game point streaks. Carter Yakemchuk (2g) has scored in back-to-back games with Chase Valliant (1g, 1a) and Tyson Greenway (2a) on two-game point streaks. Goaltender Alex Garrett has won his last two starts.

**HERE WE GO:** Tonight is the second stop in a busy stretch that sees the Hitmen play 10 games in 20 days before their 10-day holiday break. This week alone serves up three games in four nights, all on the road within the Central Division.

**DID YOU KNOW?** Calgary is 8-3-3-0 in their last 14 games...David Adaszynski is eight faceoff wins away from 200...Carter Yakemchuk eclipsed 100 shots last night in Red Deer.

**ROSTER MOVES:** Last Thursday the Hitmen acquired a third-round pick in the 2026 WHL Prospects Draft in exchange for 19-year-old forward Carter MacAdams. In a separate transaction, Calgary called up prospect Brandon Gorzynski, adding the 16-year-old to the roster as an affiliate player. Gorzynski, a centre from Scottsdale, Arizona, was Calgary's first-round pick (15th overall) in the 2022 WHL U.S. Priority Draft. He signed with the club in mid-September and notched one goal in four pre-season games. This season he has 12 points (7g, 5a) in 12 games with the U16 Elite Pittsburgh Penguins.

**WHL TOP-10:** Carter Yakemchuk leads the league in goals among defencemen with 11 while his 25 points are tied for sixth among blueliners...Oliver Tulk is tied for ninth in power play goals with six...Goaltender Ethan Buenaventura is fifth in the WHL in saves with 556... Ben Kindel is tied for fourth in rookie scoring with 22 points...The last time a Hitmen freshman finished Top-10 in WHL Rookie scoring was Russian import Andrei Grishakov. He notched 35 points (11g, 24a) in the 2016-17 season to finish tied for 10th.

**FAST FACTS:** Calgary is one of the youngest teams in the WHL with an average age of 17.5, a roster that includes 10 rookies...David Adaszynski (59) is the only Hitmen skater with at least one shot on goal in all 23 games this season...Calgary is 8-1-1 when they score the game's first goal this season...Sean Tschigerl leads the Hitmen in multi-goal games with three while Oliver Tulk and Carson Wetsch both have two. No one has a hat-trick thus far.

**CENTRAL DIVISION DIET:** Tonight against Lethbridge marks the seventh contest in a schedule that sees the Hitmen play eight games in a row against teams from their own division. So far, they are 3-2-1 in this stretch with the remaining game in Medicine Hat.

**CHASING THE FIELD:** The Hitmen are tied with Red Deer and Portland for the third fewest games played in the WHL this season at 23. On the opposite end, Everett leads the way having already played 28 games. Calgary sits ninth in the Eastern Conference with 23 points, just two points behind Red Deer and Swift Current which share seventh spot. The Hurricanes are tied for fourth with Prince Albert at 28 points each.

**SCOUTS EYE:** NHL Central Scouting has released its 'Preliminary Players to Watch' list for the 2024 NHL Draft. Hitmen defenceman Carter Yakemchuk gained recognition as an 'A' ranked skater, projecting as a first-round candidate while forward Carson Wetsch is a 'B' ranked skater forecasting as a second or third-round candidate. A total of 63 WHLers are on the list including six potential first-round picks.

**TEDDY BEAR TALLY:** More than 16,000 seats have been sold for the Sunday, Dec. 3 ENMAX Teddy Bear Toss against the Prince Albert Raiders. Fans can secure their seat to one of the most anticipated games of the season at HitmenHockey.com. Game time is 4:00 p.m.

**MAYFAIR DIAGNOSTICS INJURY REPORT:** Reese Hamilton (Lower Body, Day-to-Day).

**WHL CAREER MILESTONES:** Maxim Muranov is two points shy of 50. Ethan Buenaventura is 14 saves away from 2,000. Sean Tschigerl achieved 100 career assists Saturday against Edmonton.

**HOME AND AWAY COMPARISON:** The Hitmen are 3-7-2 on the road this season while Lethbridge is 6-3-2 on home ice.

**UPCOMING GAMES:** The Hitmen are idle on Thursday before wrapping up their three-game Central Division road trip in Medicine Hat against the Tigers on Friday, Dec. 1. Game time is 7:00 p.m. It will be the first meeting with their Trans-Canada Highway rivals since an opening weekend home-and-home set in late September.





# CALGARY HITMEN

## 2023/24 REGULAR SEASON



NO	PLAYER	GP	G	A	PTS	+/-	PIM	PPG	SHG	GWG	OT	SO	SOGW	SOG	WFO	FO	FOW%
19	Tschigerl, Sean 'A'	21	9	18	27	0	28	2	2	1	0	0-0	0	70	34	95	35.8%
26	Yakemchuk, Carter	23	11	14	25	2	42	4	0	1	0	0-0	0	104	0	0	
37	Tulk, Oliver	21	13	12	25	2	17	6	0	2	0	0-0	0	57	207	345	60.0%
23	Kindel, Ben*	23	5	17	22	3	0	2	0	1	0	0-0	0	48	25	38	65.8%
16	Wetsch, Carson	23	8	9	17	-2	36	4	0	1	0	0-0	0	76	1	3	33.3%
10	Fawcett, Keets*	21	4	7	11	-1	14	0	0	0	0	0-0	0	31	0	0	
17	Adaszynski, David 'A'	23	4	6	10	0	9	0	1	1	0	0-0	0	59	192	377	50.9%
34	Valliant, Chase*	22	2	8	10	-1	4	1	0	0	0	0-0	0	28	59	122	48.4%
2	Williams, Dax	22	3	6	9	7	9	0	0	1	0	0-0	0	26	0	0	
9	Hamilton, Reese*	15	4	4	8	-4	4	0	0	1	1	0-0	0	19	0	0	
22	Galloway, Tyson 'C'	19	1	7	8	1	20	0	0	0	0	0-0	0	27	0	0	
6	Greenway, Tyson	19	3	5	8	-6	24	2	0	0	0	0-0	0	36	92	159	57.9%
15	Muranov, Maxim	21	3	4	7	8	21	0	0	0	0	0-0	0	52	4	5	80.0%
18	Moore, Ethan	22	3	3	6	-4	24	0	0	0	0	0-0	0	26	136	254	53.5%
12	Pisarczyk, Wyatt*	18	0	5	5	3	12	0	0	0	0	0-0	0	20	0	0	
28	Mayes, Sawyer*	12	1	2	3	5	8	0	0	0	0	0-0	0	15	31	73	42.5%
8	Chichkin, Aleksey*	21	0	3	3	2	33	0	0	0	0	0-0	0	30	0	0	
32	Hoilett, London	21	0	1	1	3	16	0	0	0	0	0-0	0	32	2	3	66.7%
29	Buenaventura, Ethan	18	0	1	1	0	0	0	0	0	0	0-0	0	0	0	0	
31	Garrett, Alex*	6	0	0	0	0	0	0	0	0	0	0-0	0	0	0	0	
27	Leonard, Fraser*	16	0	0	0	2	0	0	0	0	0	0-0	0	6	0	0	
38	Gorzynski, Brandon* 'AP'	0	0	0	0	0	0	0	0	0	0	0-0	0	0	0	0	
	Departed Players	39	6	7	13	-4	22	1	1	1	0	0-0	0	83	31	60	51.7%
	Bench Penalties	23					2										
	Totals		80	139	219	16	345	22	4	10	1	0-0	0	845	814	1534	53.1%
NO	GOALTENDER	GP	MINS	SVS	GA	SO	EN	GAA	SV%	W	L	OTL	SOL				
29	Buenaventura, Ethan	18	1023	556	54	0	0	3.17	0.911	7	7	3	0				
31	Garrett, Alex*	6	353	163	21	0	0	3.57	0.886	3	3	0	0				
	Empty Net		9		4												
	Totals	23	1385	719	79	0	0	3.42	0.901	10	10	3	0				

### FIRST GOAL OF GAME

Hitmen: 8-1-1-0  
Opposition: 2-9-2-0

### PERIOD SCORING

	1st	2nd	3rd	OT	SO	Total
Hitmen	23	29	27	1	0	80
Opposition	23	22	31	3	0	79

### AFTER 2ND PERIOD

When Leading: 8-1-1-0  
When Trailing: 2-7-1-0  
When Tied: 0-2-1-0

### PERIOD SHOTS

	1st	2nd	3rd	OT	SO	Total
Hitmen	275	285	284	1	0	845
Opposition	248	283	261	6	0	798

### SHOTS ON GOAL RECORD

When Outshooting Opposition: 8-4-2-0  
When Outshot by Opposition: 2-5-1-0  
When Shots are Tied: 0-1-0-0

### SPECIAL TEAMS

Power Play	OPP	PPGF	SHGA	PCT
	104	22	3	21.2%
Penalty Kill	OPP	PPGA	SHGF	PCT
	97	24	4	75.3%

### RECORDS

Home: 7-3-1-0  
Away: 3-7-2-0  
Overtime: 1-3  
Shootout: 0-0  
Overall: 10-10-3-0





# CALGARY HITMEN

## REGULAR SEASON CAREER STATS



NO	PLAYER	GP	G	A	PTS	+/-	PIM
2	Williams, Dax	60	4	11	15	6	19
6	Greenway, Tyson	224	44	46	90	-73	260
8	Chichkin, Aleksey*	21	0	3	3	2	33
9	Hamilton, Reese*	15	4	4	8	-4	4
10	Fawcett, Keets*	21	4	7	11	-1	14
12	Pisarczyk, Wyatt*	18	0	5	5	3	12
15	Muranov, Maxim	134	14	34	48	5	93
16	Wetsch, Carson	69	18	20	38	-13	58
17	Adaszynski, David 'A'	143	23	28	51	37	19
18	Moore, Ethan	81	9	10	19	-9	63
19	Tschigerl, Sean 'A'	231	77	100	177	-2	118
22	Galloway, Tyson 'C'	202	13	57	70	-7	174
23	Kindel, Ben*	24	5	17	22	3	0
26	Yakemchuk, Carter	146	34	51	85	-25	87
27	Leonard, Fraser*	16	0	0	0	2	0
28	Mayes, Sawyer*	14	1	3	4	5	8
29	Buenaventura, Ethan	71	0	2	2	0	0
31	Garrett, Alex*	7	0	0	0	0	0
32	Hoilett, London	84	12	6	18	-7	54
34	Valliant, Chase*	33	3	10	13	-1	6
37	Tulk, Oliver	152	46	58	104	-18	75
38	Gorzynski, Brandon* 'AP'	0	0	0	0	0	0

NO	GOALTENDER	GP	MINS	SVS	GA	SO	GAA	SV%	W	L	OTL	SOL
29	Buenaventura, Ethan	71	4039	1986	231	0	3.43	0.896	23	33	10	1
31	Garrett, Alex*	7	373	170	22	0	3.54	0.885	3	3	0	0



# CALGARY HITMEN

## 2023/24 REGULAR SEASON GAME-BY-GAME



DATE	OPP.	SCORE	HITMEN GOALS	OPPOSITION GOALS	CGY PP	OPP PP	SHOTS	RECORD	PTS
Fri. Sept. 22	vs. MH	4-1 L	Kindel	Boehm, <b>MacKenzie</b> (2), Smith	0-8	0-3	37-36 MH	0-1-0-0	0
Sat. Sept. 23	at MH	5-3 L	Adaszynski, Danis, Yakemchuk	Smith, Basha (2), <b>McKenna</b> , Lindstrom	0-4	2-7	28-25 MH	0-2-0-0	0
Fri. Sept. 29	at SC	3-0 L		<b>Hvidston</b> (2), Caswell	0-5	2-4	33-29 CGY	0-3-0-0	0
Sun. Oct. 1	vs. SAS	<b>3-2 W</b>	Yakemchuk, Fawcett, <b>Tulk</b>	Hansen, Keller	1-3	1-2	33-29 CGY	1-3-0-0	2
Sat. Oct. 7	at BDN	<b>4-3 W</b>	Tschigerl (2), Kindel, <b>MacAdams</b>	Hadland, Petr (2)	0-3	0-2	38-28 CGY	2-3-0-0	4
Tues. Oct. 10	at MJ	5-3 L	Valliant, Tulk, Moore	Berge, Lakovic, Yager, <b>Schuurman</b> , Firkus	2-6	2-4	35-28 CGY	2-4-0-0	4
Wed. Oct. 11	at REG	5-4 L	Danis, Wetsch, Moore, Hamilton	Valis, Feist, Howe, Schantz, <b>Whitehead</b>	1-4	1-5	33-33	2-5-0-0	4
Fri. Oct. 13	at PA	7-2 L	Tulk, Yakemchuk	Crocker, <b>Oiring</b> (2), Macias, Pakkala, Goldsmith, Kubiesa	1-6	2-7	35-32 PA	2-6-0-0	4
Sat. Oct. 14	at SAS	2-0 L		Sidorov, Watterodt	0-4	1-3	32-27 CGY	2-7-0-0	4
Wed. Oct. 18	at LET	3-2 OTL	Moore, Greenway	Chadwick, Marques, <b>Wormald</b> (OTW)	1-5	0-5	39-35 CGY	2-7-1-0	5
Fri. Oct. 20	vs. SEA	3-2 OTL	Hamilton, Tulk	Cooles, Martorana, <b>Hanzel</b> (OTW)	1-7	0-4	33-31 CGY	2-7-2-0	6
Sun. Oct. 22	vs. LET	<b>4-3 W</b>	Tulk, Tschigerl, Wetsch, <b>Yakemchuk</b>	Swetlikoff, Zimmer, Renas	2-5	2-4	37-35 LET	3-7-2-0	8
Fri. Oct. 27	at LET	<b>4-3 OTW</b>	MacAdams, Tulk (2), <b>Hamilton</b> (OTW)	Gizowski, Edwards, Knoester	0-2	0-2	32-31 CGY	4-7-2-0	10
Sat. Oct. 28	vs. RD	<b>7-4 W</b>	MacAdams, Tulk, Hamilton, Yakemchuk, Kindel, Adaszynski, Greenway	Uchacz (2), Carmichael, Latimer	1-7	2-6	49-36 CGY	5-7-2-0	12
Sun. Oct. 28	vs. POR	<b>7-4 W</b>	Muranov, <b>Tschigerl</b> (2), Tulk, Adaszynski, Galloway, MacAdams	Nguyen, Klassen, Davies, Chyzowski	1-4	1-6	62-35 POR	6-7-2-0	14
Fri. Nov. 3	vs. EVT	6-4 L	Yakemchuk (2), Greenway, Tschigerl	Roest (2), Heslop, <b>Bear</b> (2), Jamieson	2-2	2-2	45-41 EVT	6-8-2-0	14
Sun. Nov. 5	vs. MJ	<b>2-1 W</b>	Williams, <b>Wetsch</b>	Meteychuk	0-2	1-5	50-31 CGY	7-8-2-0	16
Fri. Nov. 10	vs. EDM	<b>6-1 W</b>	Kindel, <b>Tulk</b> (2), Wetsch, Yakemchuk, Williams	Kovacevic	3-6	1-7	48-37 CGY	8-8-2-0	18
Sat. Nov. 11	at EDM	<b>10-2 W</b>	Tschigerl (2), Kindel, <b>Adaszynski</b> , Tulk, Wetsch (2), Yakemchuk, Muranov (2)	Bruce, Jecho	4-4	1-6	39-32 CGY	9-8-2-0	20
Fri. Nov. 17	vs. RD	3-0 L		<b>Latimer</b> (2), Brigley	0-3	1-2	40-30 CGY	9-9-2-0	20
Sat. Nov. 18	at RD	3-2 L	Fawcett, Tschigerl	<b>Gard</b> (2), Uchacz	0-3	0-5	46-28 CGY	9-10-2-0	20
Sat. Nov. 25	vs. EDM	<b>7-3 W</b>	Wetsch (2), Mayes, Yakemchuk, Williams, Tulk, Fawcett	Pilling, Bruce, Nash	1-5	1-2	54-40 CGY	10-10-2-0	22
Tues. Nov. 28	at RD	4-3 OTL	Valliant, Fawcett, Yakemchuk	Lind, Formanek, Jean Jr. <b>Uchacz</b> (OTW)	1-6	1-4	31-25 RD	10-10-3-0	23
Wed. Nov. 29	at LET								
Fr. Dec. 1	at MH								
Sun. Dec. 3	vs. PA								
Wed. Dec. 6	vs. SC								
Fri. Dec. 8	at PA								
Sun. Dec. 10	at SAS								
Wed. Dec. 13	vs. RD								
Fri. Dec. 15	vs. MH								
Sun. Dec. 17	vs. SC								
Thurs. Dec. 28	at PG								
Sat. Dec. 30	at KEL								
Mon. Jan. 1	at VIC								
Wed. Jan. 3	at VAN								
Fri. Jan. 5	at KAM								
Sun. Jan. 7	vs. EDM								
Fri. Jan. 12	vs. SPO								
Sun. Jan. 14	vs. TC								
Fri. Jan. 19	vs. SAS								
Sun. Jan. 21	vs. PA								
Fri. Jan. 26	vs. BDN								
Sun. Jan. 28	vs. REG								
Fri. Feb. 2	at EDM								
Sat. Feb. 3	at LET								
Sun. Feb. 4	vs. EDM								
Wed. Feb. 7	vs. REG								
Fri. Feb. 9	vs. MH								
Sat. Feb. 10	vs. MJ								
Tues. Feb. 13	at RD								
Fri. Feb. 16	at BDN								
Sat. Feb. 17	at MJ								
Mon. Feb. 19	at REG								
Wed. Feb. 21	at EDM								
Fri. Feb. 23	vs. WEN								
Sun. Feb. 25	vs. LET								
Wed. Feb. 28	vs. EDM								
Sat. Mar. 2	at RD								
Sun. Mar. 3	at MH								
Wed. Mar. 6	vs. BDN								
Fri. Mar. 8	vs. RD								
Sat. Mar. 9	at RD								
Fri. Mar. 15	at EDM								
Sun. Mar. 17	vs. LET								
Wed. Mar. 20	at SAS								
Fri. Mar. 22	at SC								
Sat. Mar. 23	vs. SC								

\* Player in **BOLD** scored game winner



## Media Kit



### **Calgary Hitmen vs Lethbridge Hurricanes** **Game #RS-274: Wednesday, November 29, 2023**

Pre-Game



# Calgary Hitmen (10-10-3-0) vs. Lethbridge Hurricanes (13-10-2-0)

## Nov 29, 2023 -- Enmax Centre - Lethbridge, AB

### GOALIES

#	Name	Ht	Wt	GP	W	L	OTL	SL	SO	GAA	SV%
29	Ethan Buenaventura	6'2	195	18	7	7	3	0	0	3.17	0.911
31	Alex Garrett	6'0	181	6	3	3	0	0	0	3.57	0.886

### SKATERS

#	Name	Pos	Ht	Wt	GP	G	A	Pts.	PIM	+/-
2	Dax Williams	LD	6'1	195	22	3	6	9	9	7
6	Tyson Greenway	LW	6'2	200	19	3	5	8	24	-6
8	Aleksey Chichkin	LD	6'4.5	205	21	0	3	3	33	2
9	Reese Hamilton	LD	6'0	170	15	4	4	8	4	-4
10	Keets Fawcett	LW	5'10	165	21	4	7	11	14	-1
12	Wyatt Pisarczyk	LD	5'10	170	18	0	5	5	12	3
15	Maxim Muranov	LW	6'2.5	177	21	3	4	7	21	8
16	Carson Wetsch	RW	6'1.5	187	23	8	9	17	36	-2
17	David Adaszynski	C	5'11	194	23	4	6	10	9	0
18	Ethan Moore	C	6'1	168	22	3	3	6	24	-4
19	Sean Tschigerl	LW	6'0.5	191	21	9	18	27	28	0
22	Tyson Galloway	RD	6'4	200	19	1	7	8	20	1
23	Ben Kindel	RW	5'10	165	23	5	17	22	0	3
26	Carter Yakemchuk	RD	6'3	194	23	11	14	25	42	2
27	Fraser Leonard	RD	6'2	187	16	0	0	0	0	2
28	Sawyer Mayes	LW	6'4	185	12	1	2	3	8	5
32	London Hoilett	RW	6'0	182	21	0	1	1	16	3
34	Chase Valliant	C	6'1	180	22	2	8	10	4	-1
37	Oliver Tulk	C	5'9	178	21	13	12	25	17	2
38	Brandon Gorzynski	C	6'2	178	0	0	0	0	0	0

### Team Staff

### GOALIES

#	Name	Ht	Wt	GP	W	L	OTL	SL	SO	GAA	SV%
31	Brady Smith	6'1	190	4	1	2	0	0	0	3.48	0.891
35	Harrison Meneghin	6'3	170	22	12	8	2	0	2	2.53	0.917

### SKATERS

#	Name	Pos	Ht	Wt	GP	G	A	Pts.	PIM	+/-
2	Logan McCutcheon	RD	5'9	157	25	2	12	14	0	-3
3	Chase Pauls	RD	6'5	220	23	2	7	9	23	10
6	Kale Tipler	RD	5'10	160	8	0	3	3	4	4
7	Joe Arntsen	LD	6'3	211	23	3	8	11	26	-4
8	Noah Chadwick	LD	6'4	200	23	6	13	19	10	10
9	Tristen Doyle	RD	5'9	180	25	0	9	9	11	0
11	Luke Cozens	C	6'0	162	16	0	3	3	2	0
12	Kooper Gizowski	LW	5'10	170	23	12	1	13	11	6
14	Miguel Marques	RW	5'11	172	25	9	18	27	20	5
15	Trae Wilke	LW	6'0	190	24	4	8	12	10	3
16	Dustin Renas	RW	6'1	168	23	3	4	7	10	-5
17	Will Sharpe	LD	6'1	190	19	0	3	3	18	4
18	Logan Wormald	LW	5'9	155	16	6	13	19	8	12
19	Brayden Edwards	C	6'1	185	23	13	12	25	14	13
21	Tyson Zimmer	C	6'1	191	25	8	7	15	19	4
23	Carter Dereniwsky	RW	5'10	168	13	3	1	4	0	5
25	Kash Andresen	C	6'1	165	10	0	2	2	6	-1
26	Blake Swetlikoff	C	6'0	170	25	2	5	7	12	-3
27	Elias Knoester	RW	5'10	164	20	3	7	10	6	5
28	Leo Braillard	RW	5'11	173	14	6	12	18	2	4
29	Landen Ward	LW	6'3	205	25	2	3	5	56	-5

### Team Staff

Bill Peters

Head Coach

# Standings

## Western Conference

### U.S. Division

Rank	Team	GP	GR	W	L	OTL	SL	PTS	PCT	GF	GA	PIM	RW	ROW	S/O	Home	Away	P10	STK
1	Everett Silvertips	28	40	17	10	1	0	35	0.625	101	80	304	14	17	0-0	11-2-1-0	6-8-0-0	7-3-0-0	1-0-0-0
2	Wenatchee Wild	26	42	16	8	2	0	34	0.654	99	84	295	12	14	2-0	11-1-0-0	5-7-2-0	7-2-1-0	5-0-1-0
3	Portland Winterhawks	23	45	15	7	0	1	31	0.674	108	68	326	12	14	1-1	8-2-0-0	7-5-0-1	6-3-0-1	0-1-0-0
4	Tri-City Americans	24	44	13	9	1	1	28	0.583	71	86	297	12	13	0-1	10-4-0-1	3-5-1-0	6-4-0-0	0-1-0-0
5	Spokane Chiefs	22	46	10	10	2	0	22	0.500	79	79	303	7	9	1-0	6-6-0-0	4-4-2-0	5-5-0-0	2-0-0-0
6	Seattle Thunderbirds	21	47	10	10	1	0	21	0.500	60	69	260	9	10	0-0	5-3-1-0	5-7-0-0	3-6-1-0	0-2-0-0

### B.C. Division

Rank	Team	GP	GR	W	L	OTL	SL	PTS	PCT	GF	GA	PIM	RW	ROW	S/O	Home	Away	P10	STK
1	Prince George Cougars	25	43	18	7	0	0	36	0.720	117	70	388	16	17	1-0	11-4-0-0	7-3-0-0	7-3-0-0	0-1-0-0
2	Victoria Royals	26	42	14	10	0	2	30	0.577	92	105	396	11	14	0-2	9-4-0-1	5-6-0-1	6-3-0-1	1-0-0-0
3	Kelowna Rockets	24	44	9	13	2	0	20	0.417	83	100	342	8	8	1-0	8-5-1-0	1-8-1-0	2-7-1-0	1-0-0-0
4	Vancouver Giants	25	43	9	14	2	0	20	0.400	67	93	333	7	7	2-0	6-5-2-0	3-9-0-0	3-6-1-0	0-2-0-0
5	Kamloops Blazers	25	43	6	14	3	2	17	0.340	68	106	245	4	5	1-2	5-5-3-0	1-9-0-2	3-4-1-2	0-1-1-0

## Eastern Conference

### Central Division

Rank	Team	GP	GR	W	L	OTL	SL	PTS	PCT	GF	GA	PIM	RW	ROW	S/O	Home	Away	P10	STK
1	Medicine Hat Tigers	24	44	16	6	2	0	34	0.708	104	69	335	13	15	1-0	7-2-2-0	9-4-0-0	7-2-1-0	3-0-0-0
2	Lethbridge Hurricanes	25	43	13	10	2	0	28	0.560	86	73	290	9	12	1-0	6-3-2-0	7-7-0-0	5-5-0-0	0-1-0-0
3	Swift Current Broncos	24	44	12	11	1	0	25	0.521	84	86	309	11	11	1-0	8-3-1-0	4-8-0-0	5-5-0-0	0-1-0-0
4	Red Deer Rebels	23	45	11	9	0	3	25	0.543	64	66	291	10	11	0-3	6-5-0-0	5-4-0-3	6-2-0-2	5-0-0-1
5	Calgary Hitmen	23	45	10	10	3	0	23	0.500	80	79	335	9	10	0-0	7-3-1-0	3-7-2-0	6-3-1-0	1-0-1-0
6	Edmonton Oil Kings	24	44	7	16	0	1	15	0.313	72	115	360	7	7	0-1	4-10-0-1	3-6-0-0	3-7-0-0	0-1-0-0

### East Division

Rank	Team	GP	GR	W	L	OTL	SL	PTS	PCT	GF	GA	PIM	RW	ROW	S/O	Home	Away	P10	STK
1	Saskatoon Blades	26	42	17	8	1	0	35	0.673	95	72	227	14	15	2-0	8-1-0-0	9-7-1-0	6-3-1-0	2-0-1-0
2	Moose Jaw Warriors	26	42	15	10	0	1	31	0.596	97	89	243	13	15	0-1	9-4-0-1	6-6-0-0	5-4-0-1	2-0-0-0
3	Prince Albert Raiders	27	41	13	12	0	2	28	0.519	87	85	350	13	13	0-2	5-6-0-1	8-6-0-1	4-5-0-1	0-2-0-1
4	Brandon Wheat Kings	27	41	11	11	4	1	27	0.500	86	103	380	10	11	0-1	6-3-2-0	5-8-2-1	4-5-1-0	1-0-0-0
5	Regina Pats	26	42	10	14	1	1	22	0.423	77	100	325	8	9	1-1	8-4-1-1	2-10-0-0	2-7-0-1	0-5-0-0

x = Clinched Playoff Position

y = Teams who have clinched Division title

z = Regular Season Champion

## Tuesday, November 28 2023

Swift Current 0 at Moose Jaw 4 Final  
 Everett 4 at Prince George 3 Final  
 Calgary 3 at Red Deer 4 Final OT  
 Saskatoon 6 at Tri-City 3 Final  
 Kamloops 1 at Victoria 6 Final

## Wednesday, November 29 2023

Medicine Hat at Swift Current 7:00 pm CST  
 Calgary at Lethbridge 7:00 pm MST  
 Kamloops at Victoria 7:05 pm PST  
 Saskatoon at Spokane 7:05 pm PST  
 Wenatchee at Kelowna 7:05 pm PST

## Friday, December 1 2023

Prince Albert at Swift Current 7:00 pm CST  
 Regina at Brandon 7:00 pm CST  
 Calgary at Medicine Hat 7:00 pm MST  
 Everett at Edmonton 7:00 pm MST  
 Moose Jaw at Red Deer 7:00 pm MST  
 Saskatoon at Lethbridge 7:00 pm MST  
 Kelowna at Vancouver 7:00 pm PST  
 Portland at Wenatchee 7:00 pm PST  
 Victoria at Kamloops 7:00 pm PST  
 Prince George at Tri-City 7:05 pm PST

Wildcard Standings

Western Conference

U.S. Division

Rank	Team	GP	W	L	OTL	SL	PTS	PCT	GF	GA	STK	P10
1	Everett Silvertips	28	17	10	1	0	35	0.625	101	80	1-0-0-0	7-3-0-0
2	Wenatchee Wild	26	16	8	2	0	34	0.654	99	84	5-0-1-0	7-2-1-0
3	Portland Winterhawks	23	15	7	0	1	31	0.674	108	68	0-1-0-0	6-3-0-1

B.C. Division

Rank	Team	GP	W	L	OTL	SL	PTS	PCT	GF	GA	STK	P10
1	Prince George Cougars	25	18	7	0	0	36	0.720	117	70	0-1-0-0	7-3-0-0
2	Victoria Royals	26	14	10	0	2	30	0.577	92	105	1-0-0-0	6-3-0-1
3	Kelowna Rockets	24	9	13	2	0	20	0.417	83	100	1-0-0-0	2-7-1-0

Western Conference Wildcard

Rank	Team	GP	W	L	OTL	SL	PTS	PCT	GF	GA	STK	P10
7	Spokane Chiefs	22	10	10	2	0	22	0.500	79	79	2-0-0-0	5-5-0-0
8	Seattle Thunderbirds	21	10	10	1	0	21	0.500	60	69	0-2-0-0	3-6-1-0
9	Kelowna Rockets	24	9	13	2	0	20	0.417	83	100	1-0-0-0	2-7-1-0
10	Vancouver Giants	25	9	14	2	0	20	0.400	67	93	0-2-0-0	3-6-1-0
11	Kamloops Blazers	25	6	14	3	2	17	0.340	68	106	0-1-1-0	3-4-1-2

Eastern Conference

Central Division

Rank	Team	GP	W	L	OTL	SL	PTS	PCT	GF	GA	STK	P10
1	Medicine Hat Tigers	24	16	6	2	0	34	0.708	104	69	3-0-0-0	7-2-1-0
2	Lethbridge Hurricanes	25	13	10	2	0	28	0.560	86	73	0-1-0-0	5-5-0-0
3	Swift Current Broncos	24	12	11	1	0	25	0.521	84	86	0-1-0-0	5-5-0-0

East Division

Rank	Team	GP	W	L	OTL	SL	PTS	PCT	GF	GA	STK	P10
1	Saskatoon Blades	26	17	8	1	0	35	0.673	95	72	2-0-1-0	6-3-1-0
2	Moose Jaw Warriors	26	15	10	0	1	31	0.596	97	89	2-0-0-0	5-4-0-1
3	Prince Albert Raiders	27	13	12	0	2	28	0.519	87	85	0-2-0-1	4-5-0-1

Eastern Conference Wildcard

Rank	Team	GP	W	L	OTL	SL	PTS	PCT	GF	GA	STK	P10
7	Swift Current Broncos	24	12	11	1	0	25	0.521	84	86	0-1-0-0	5-5-0-0
8	Red Deer Rebels	23	11	9	0	3	25	0.543	64	66	5-0-0-1	6-2-0-2
9	Calgary Hitmen	23	10	10	3	0	23	0.500	80	79	1-0-1-0	6-3-1-0
10	Regina Pats	26	10	14	1	1	22	0.423	77	100	0-5-0-0	2-7-0-1
11	Edmonton Oil Kings	24	7	16	0	1	15	0.313	72	115	0-1-0-0	3-7-0-0



## Conference Standings

### Western Conference

Rank	Team	GP	GR	W	L	OTL	SL	PTS	PCT	GF	GA	S/O	RW	ROW	Home	Away	P10	STK
1	Prince George Cougars	25	43	18	7	0	0	36	0.720	117	70	1-0	16	17	11-4-0-0	7-3-0-0	7-3-0-0	0-1-0-0
2	Everett Silvertips	28	40	17	10	1	0	35	0.625	101	80	0-0	14	17	11-2-1-0	6-8-0-0	7-3-0-0	1-0-0-0
3	Wenatchee Wild	26	42	16	8	2	0	34	0.654	99	84	2-0	12	14	11-1-0-0	5-7-2-0	7-2-1-0	5-0-1-0
4	Portland Winterhawks	23	45	15	7	0	1	31	0.674	108	68	1-1	12	14	8-2-0-0	7-5-0-1	6-3-0-1	0-1-0-0
5	Victoria Royals	26	42	14	10	0	2	30	0.577	92	105	0-2	11	14	9-4-0-1	5-6-0-1	6-3-0-1	1-0-0-0
6	Tri-City Americans	24	44	13	9	1	1	28	0.583	71	86	0-1	12	13	10-4-0-1	3-5-1-0	6-4-0-0	0-1-0-0
7	Spokane Chiefs	22	46	10	10	2	0	22	0.500	79	79	1-0	7	9	6-6-0-0	4-4-2-0	5-5-0-0	2-0-0-0
8	Seattle Thunderbirds	21	47	10	10	1	0	21	0.500	60	69	0-0	9	10	5-3-1-0	5-7-0-0	3-6-1-0	0-2-0-0
9	Kelowna Rockets	24	44	9	13	2	0	20	0.417	83	100	1-0	8	8	8-5-1-0	1-8-1-0	2-7-1-0	1-0-0-0
10	Vancouver Giants	25	43	9	14	2	0	20	0.400	67	93	2-0	7	7	6-5-2-0	3-9-0-0	3-6-1-0	0-2-0-0
11	Kamloops Blazers	25	43	6	14	3	2	17	0.340	68	106	1-2	4	5	5-5-3-0	1-9-0-2	3-4-1-2	0-1-1-0

### Eastern Conference

Rank	Team	GP	GR	W	L	OTL	SL	PTS	PCT	GF	GA	S/O	RW	ROW	Home	Away	P10	STK
1	Saskatoon Blades	26	42	17	8	1	0	35	0.673	95	72	2-0	14	15	8-1-0-0	9-7-1-0	6-3-1-0	2-0-1-0
2	Medicine Hat Tigers	24	44	16	6	2	0	34	0.708	104	69	1-0	13	15	7-2-2-0	9-4-0-0	7-2-1-0	3-0-0-0
3	Moose Jaw Warriors	26	42	15	10	0	1	31	0.596	97	89	0-1	13	15	9-4-0-1	6-6-0-0	5-4-0-1	2-0-0-0
4	Lethbridge Hurricanes	25	43	13	10	2	0	28	0.560	86	73	1-0	9	12	6-3-2-0	7-7-0-0	5-5-0-0	0-1-0-0
5	Prince Albert Raiders	27	41	13	12	0	2	28	0.519	87	85	0-2	13	13	5-6-0-1	8-6-0-1	4-5-0-1	0-2-0-1
6	Brandon Wheat Kings	27	41	11	11	4	1	27	0.500	86	103	0-1	10	11	6-3-2-0	5-8-2-1	4-5-1-0	1-0-0-0
7	Swift Current Broncos	24	44	12	11	1	0	25	0.521	84	86	1-0	11	11	8-3-1-0	4-8-0-0	5-5-0-0	0-1-0-0
8	Red Deer Rebels	23	45	11	9	0	3	25	0.543	64	66	0-3	10	11	6-5-0-0	5-4-0-3	6-2-0-2	5-0-0-1
9	Calgary Hitmen	23	45	10	10	3	0	23	0.500	80	79	0-0	9	10	7-3-1-0	3-7-2-0	6-3-1-0	1-0-1-0
10	Regina Pats	26	42	10	14	1	1	22	0.423	77	100	1-1	8	9	8-4-1-1	2-10-0-0	2-7-0-1	0-5-0-0
11	Edmonton Oil Kings	24	44	7	16	0	1	15	0.313	72	115	0-1	7	7	4-10-0-1	3-6-0-0	3-7-0-0	0-1-0-0

**Division leaders (marked with a \*) are automatically seeded first and second.**

x = Teams who have clinched a playoff spot.

y = Teams who have clinched Division title

## Lethbridge Hurricanes 2023 - 24 Regular Season Game Schedule

Date	Opponent	Result	Record	Score	GWG	Goaltender	Opposing Goaltender
Sep. 22	Swift Current	W	1-0-0-0	3-1	Landen Ward	Harrison Meneghin (1 GA, 40 SVS)	Joey Rocha (3 GA, 31 SVS)
Sep. 23	at Swift Current	W	2-0-0-0	5-2	Trae Wilke	Harrison Meneghin (2 GA, 24 SVS)	Joey Rocha (4 GA, 25 SVS)
Sep. 29	at Edmonton	W	3-0-0-0	4-3	SO	Harrison Meneghin (3 GA, 32 SVS)	Kolby Hay (3 GA, 30 SVS)
Oct. 1	at Edmonton	L	3-1-0-0	5-8		Brady Smith (6 GA, 21 SVS)	Logan Cunningham (5 GA, 39 SVS)
Oct. 6	Moose Jaw	W	4-1-0-0	4-0	Tyson Zimmer	Harrison Meneghin (0 GA, 26 SVS)	Jackson Unger (4 GA, 38 SVS)
Oct. 7	at Red Deer	L	4-2-0-0	1-3		Harrison Meneghin (3 GA, 26 SVS)	Kyle Kelsey (1 GA, 33 SVS)
Oct. 9	at Edmonton	W	5-2-0-0	5-2	Miguel Marques	Harrison Meneghin (2 GA, 38 SVS)	Logan Cunningham (4 GA, 15 SVS)
Oct. 11	Brandon	OTL	5-2-1-0	0-1	OT	Harrison Meneghin (1 GA, 33 SVS)	Carson Bjarnason (0 GA, 36 SVS)
Oct. 13	at Moose Jaw	L	5-3-1-0	3-4		Harrison Meneghin (4 GA, 27 SVS)	Jackson Unger (3 GA, 27 SVS)
Oct. 14	at Regina	L	5-4-1-0	1-3		Harrison Meneghin (2 GA, 5 SVS)	Kelton Pyne (1 GA, 19 SVS)
Oct. 18	Calgary	W	6-4-1-0	3-2	OT Logan Wormald	Harrison Meneghin (2 GA, 37 SVS)	Ethan Buenaventura (3 GA, 32 SVS)
Oct. 20	Red Deer	W	7-4-1-0	4-1	Trae Wilke	Harrison Meneghin (1 GA, 24 SVS)	Kyle Kelsey (3 GA, 23 SVS)
Oct. 22	at Calgary	L	7-5-1-0	3-4		Brady Smith (4 GA, 31 SVS)	Ethan Buenaventura (3 GA, 34 SVS)
Oct. 25	Seattle	W	8-5-1-0	5-0	Kooper Gizowski	Harrison Meneghin (0 GA, 22 SVS)	Scott Ratzlaff (5 GA, 26 SVS)
Oct. 27	Calgary	OTL	8-5-2-0	3-4	OT	Harrison Meneghin (4 GA, 28 SVS)	Ethan Buenaventura (3 GA, 28 SVS)
Nov. 1	Everett	L	8-6-2-0	1-5		Harrison Meneghin (5 GA, 24 SVS)	Tyler Palmer (1 GA, 19 SVS)
Nov. 3	at Medicine Hat	W	9-6-2-0	4-3	OT Tyson Zimmer	Harrison Meneghin (3 GA, 22 SVS)	Evan May (4 GA, 32 SVS)
Nov. 4	Portland	L	9-7-2-0	1-3		Harrison Meneghin (2 GA, 28 SVS)	Jan Spunar (1 GA, 22 SVS)
Nov. 8	Prince Albert	L	9-8-2-0	2-4		Harrison Meneghin (3 GA, 27 SVS)	Max Hildebrand (2 GA, 23 SVS)
Nov. 10	Wenatchee	W	10-8-2-0	5-1	Blake Swetlikoff	Harrison Meneghin (1 GA, 41 SVS)	Brendan Gee (4 GA, 17 SVS)
Nov. 17	at Victoria	W	11-8-2-0	8-3	Brayden Edwards	Harrison Meneghin (3 GA, 25 SVS)	Jayden Kraus (8 GA, 23 SVS)
Nov. 18	at Vancouver	W	12-8-2-0	4-3	OT Noah Chadwick	Harrison Meneghin (3 GA, 18 SVS)	Matthew Hutchison (4 GA, 37 SVS)
Nov. 21	at Kelowna	L	12-9-2-0	1-4		Harrison Meneghin (3 GA, 23 SVS)	Jari Kykkanen (1 GA, 34 SVS)
Nov. 22	at Kamloops	W	13-9-2-0	7-3	Kooper Gizowski	Brady Smith (3 GA, 36 SVS)	Dylan Ernst (4 GA, 16 SVS)
Nov. 24	at Prince George	L	13-10-2-0	4-6		Harrison Meneghin (6 GA, 25 SVS)	Ty Young (4 GA, 21 SVS)
Nov. 29	Calgary	7:00 pm MST					
Dec. 1	Saskatoon	7:00 pm MST					
Dec. 8	Swift Current	7:00 pm MST					
Dec. 9	at Swift Current	7:00 pm CST					
Dec. 13	Medicine Hat	7:00 pm MST					
Dec. 15	Regina	7:00 pm MST					
Dec. 16	at Medicine Hat	7:00 pm MST					
Dec. 27	Swift Current	7:00 pm MST					
Dec. 29	Red Deer	7:00 pm MST					
Dec. 30	at Medicine Hat	7:00 pm MST					
Jan. 3	Swift Current	7:00 pm MST					
Jan. 5	Tri-City	7:00 pm MST					
Jan. 9	Spokane	7:00 pm MST					
Jan. 12	Medicine Hat	7:00 pm MST					
Jan. 13	at Medicine Hat	7:00 pm MST					
Jan. 17	at Moose Jaw	7:00 pm CST					
Jan. 19	at Regina	7:00 pm CST					
Jan. 20	at Brandon	7:00 pm CST					
Jan. 26	Regina	7:00 pm MST					
Jan. 30	Edmonton	7:00 pm MST					
Jan. 31	at Swift Current	7:00 pm CST					
Feb. 3	Calgary	6:00 pm MST					
Feb. 6	at Saskatoon	7:00 pm CST					
Feb. 7	at Prince Albert	7:00 pm PST					
Feb. 9	at Brandon	7:00 pm CST					
Feb. 14	at Swift Current	7:00 pm CST					
Feb. 16	Saskatoon	7:00 pm MST					
Feb. 17	Prince Albert	6:00 pm MST					
Feb. 19	at Red Deer	2:00 pm MST					
Feb. 21	Moose Jaw	7:00 pm MST					
Feb. 23	Edmonton	7:00 pm MST					
Feb. 25	at Calgary	2:00 pm MST					
Mar. 1	at Saskatoon	7:00 pm CST					
Mar. 2	at Prince Albert	7:00 pm CST					
Mar. 6	Medicine Hat	7:00 pm MST					
Mar. 8	Brandon	7:00 pm MST					
Mar. 9	at Moose Jaw	7:00 pm CST					
Mar. 13	Edmonton	7:00 pm MDT					
Mar. 15	Red Deer	7:00 pm MDT					

Mar. 16 at Red Deer 7:00 pm MDT  
Mar. 17 at Calgary 4:00 pm MDT  
Mar. 22 Medicine Hat 7:00 pm MDT  
Mar. 23 at Medicine Hat 7:00 pm MDT  
\* Overtime Game  
\*\* Shootout Game

## Calgary Hitmen 2023 - 24 Regular Season Game Schedule

Date	Opponent	Result	Record	Score	GWG	Goaltender	Opposing Goaltender
Sep. 22	Medicine Hat	L	0-1-0-0	1-4		Ethan Buenaventura (4 GA, 33 SVS)	Evan May (1 GA, 35 SVS)
Sep. 23	at Medicine Hat	L	0-2-0-0	3-5		Alex Garrett (1 GA, 23 SVS)	Evan May (3 GA, 22 SVS)
Sep. 29	at Swift Current	L	0-3-0-0	0-3		Ethan Buenaventura (3 GA, 26 SVS)	Joey Rocha (0 GA, 33 SVS)
Oct. 1	Saskatoon	W	1-3-0-0	3-2	Oliver Tulk	Alex Garrett (2 GA, 27 SVS)	Evan Gardner (3 GA, 30 SVS)
Oct. 7	at Brandon	W	2-3-0-0	4-3	Carter MacAdams	Ethan Buenaventura (3 GA, 25 SVS)	Carson Bjarnason (4 GA, 34 SVS)
Oct. 10	at Moose Jaw	L	2-4-0-0	3-5		Alex Garrett (5 GA, 23 SVS)	Jackson Unger (3 GA, 32 SVS)
Oct. 11	at Regina	L	2-5-0-0	4-5		Ethan Buenaventura (5 GA, 28 SVS)	Kelton Pyne (4 GA, 29 SVS)
Oct. 13	at Prince Albert	L	2-6-0-0	2-7		Alex Garrett (7 GA, 28 SVS)	Max Hildebrand (2 GA, 30 SVS)
Oct. 14	at Saskatoon	L	2-7-0-0	0-2		Ethan Buenaventura (1 GA, 25 SVS)	Evan Gardner (0 GA, 32 SVS)
Oct. 18	at Lethbridge	OTL	2-7-1-0	2-3 OT		Ethan Buenaventura (3 GA, 32 SVS)	Harrison Meneghin (2 GA, 37 SVS)
Oct. 20	Seattle	OTL	2-7-2-0	2-3 OT		Ethan Buenaventura (3 GA, 28 SVS)	Spencer Michnik (2 GA, 31 SVS)
Oct. 22	Lethbridge	W	3-7-2-0	4-3	Carter Yakemchuk	Ethan Buenaventura (3 GA, 34 SVS)	Brady Smith (4 GA, 31 SVS)
Oct. 27	at Lethbridge	W	4-7-2-0	4-3 OT	Reese Hamilton	Ethan Buenaventura (3 GA, 28 SVS)	Harrison Meneghin (4 GA, 28 SVS)
Oct. 28	Red Deer	W	5-7-2-0	7-4	Ben Kindel	Alex Garrett (4 GA, 32 SVS)	Rhett Stoesser (6 GA, 42 SVS)
Oct. 29	Portland	W	6-7-2-0	7-4	Sean Tschigerl	Ethan Buenaventura (4 GA, 58 SVS)	Luke Brunen (7 GA, 28 SVS)
Nov. 3	Everett	L	6-8-2-0	4-6		Ethan Buenaventura (5 GA, 39 SVS)	Ethan Chadwick (4 GA, 37 SVS)
Nov. 5	Moose Jaw	W	7-8-2-0	2-1	Carson Wetsch	Ethan Buenaventura (1 GA, 30 SVS)	Jackson Unger (2 GA, 48 SVS)
Nov. 10	Edmonton	W	8-8-2-0	6-1	Oliver Tulk	Ethan Buenaventura (1 GA, 36 SVS)	Logan Cunningham (6 GA, 42 SVS)
Nov. 11	at Edmonton	W	9-8-2-0	10-2	David Adaszynski	Alex Garrett (2 GA, 30 SVS)	Kolby Hay (7 GA, 20 SVS)
Nov. 17	Red Deer	L	9-9-2-0	0-3		Ethan Buenaventura (2 GA, 27 SVS)	Rhett Stoesser (0 GA, 40 SVS)
Nov. 18	at Red Deer	L	9-10-2-0	2-3		Ethan Buenaventura (3 GA, 43 SVS)	Rhett Stoesser (2 GA, 26 SVS)
Nov. 25	Edmonton	W	10-10-2-0	7-3	Dax Williams	Ethan Buenaventura (3 GA, 37 SVS)	Kolby Hay (4 GA, 23 SVS)
Nov. 28	at Red Deer	OTL	10-10-3-0	3-4 OT		Ethan Buenaventura (4 GA, 27 SVS)	Rhett Stoesser (3 GA, 22 SVS)
Nov. 29	at Lethbridge	7:00 pm MST					
Dec. 1	at Medicine Hat	7:00 pm MST					
Dec. 3	Prince Albert	4:00 pm MST					
Dec. 6	Swift Current	7:00 pm MST					
Dec. 8	at Prince Albert	7:00 pm CST					
Dec. 10	at Saskatoon	4:00 pm CST					
Dec. 13	Red Deer	7:00 pm MST					
Dec. 15	Medicine Hat	7:00 pm MST					
Dec. 17	Swift Current	2:00 pm MST					
Dec. 28	at Prince George	7:00 pm PST					
Dec. 30	at Kelowna	7:05 pm PST					
Jan. 1	at Victoria	3:05 pm PST					
Jan. 3	at Vancouver	7:00 pm PST					
Jan. 5	at Kamloops	7:00 pm PST					
Jan. 7	Edmonton	2:00 pm MST					
Jan. 12	Spokane	12:00 pm MST					
Jan. 14	Tri-City	2:00 pm MST					
Jan. 19	Saskatoon	7:00 pm MST					
Jan. 21	Prince Albert	4:00 pm MST					
Jan. 26	Brandon	7:00 pm MST					
Jan. 28	Regina	2:00 pm MST					
Feb. 2	at Edmonton	7:00 pm MST					
Feb. 3	at Lethbridge	6:00 pm MST					
Feb. 4	Edmonton	4:00 pm MST					
Feb. 7	Regina	7:00 pm MST					
Feb. 9	Medicine Hat	7:00 pm MST					
Feb. 10	Moose Jaw	2:00 pm MST					
Feb. 13	at Red Deer	7:00 pm MST					
Feb. 16	at Brandon	7:00 pm CST					
Feb. 17	at Moose Jaw	7:00 pm CST					
Feb. 19	at Regina	2:00 pm CST					
Feb. 21	at Edmonton	11:00 am MST					
Feb. 23	Wenatchee	7:00 pm MST					
Feb. 25	Lethbridge	2:00 pm MST					
Feb. 28	Edmonton	11:00 am MST					
Mar. 2	at Red Deer	7:00 pm MST					
Mar. 3	at Medicine Hat	4:00 pm MST					
Mar. 6	Brandon	7:00 pm MST					
Mar. 8	Red Deer	7:00 pm MST					
Mar. 9	at Red Deer	7:00 pm MST					
Mar. 15	at Edmonton	7:00 pm MDT					

Mar. 17 Lethbridge 4:00 pm MDT  
Mar. 20 at Saskatoon 7:00 pm CST  
Mar. 22 at Swift Current 7:00 pm CST  
Mar. 23 Swift Current 6:00 pm MDT  
\* Overtime Game  
\*\* Shootout Game

## Leaders (Overall)

### Top 20 Scorers

Rank	Player	Team	GP	G	A	PTS
1	Jagger Firkus	MJ	24	23	22	45
2	Riley Heidt	PG	23	13	31	44
3	Zac Funk	PG	25	23	20	43
4	Gabe Klassen	POR	23	14	27	41
5	Trevor Wong	SAS	26	6	35	41
6	* Terik Parascak	PG	25	22	16	38
7	Ondrej Becher	PG	25	13	24	37
8	Conor Geekie	WEN	21	14	22	36
9	Andrew Cristall	KEL	18	13	22	35
10	Egor Sidorov	SAS	24	24	9	33
11	Cayden Lindstrom	MH	24	18	15	33
12	Brayden Yager	MJ	23	15	18	33
13	Dominik Rymon	EVT	28	15	18	33
14	James Stefan	POR	22	14	19	33
15	Sloan Stanick	PA	27	8	25	33
16	Graham Sward	WEN	24	5	28	33
17	Berkly Catton	SPO	22	14	18	32
18	Several Players Tied					31

### Minor Penalties

Rank	Player	Team	GP	MinPen
1	Cayden Lindstrom	MH	24	21
2	Terrell Goldsmith	PA	25	19
3	Nate Misskey	VIC	26	19
4	Several Players Tied			18

### Power Play Goals

Rank	Player	Team	GP	PPG
1	Zac Funk	PG	25	16
2	Egor Sidorov	SAS	24	9
3	Dylan Sydor	KAM	23	8
4	Cayden Lindstrom	MH	24	8
5	Atley Calvert	MJ	26	8

### Shots

Rank	Player	Team	GP	Shots
1	Egor Sidorov	SAS	24	127
2	Jagger Firkus	MJ	24	125
3	Ben Hemmerling	EVT	26	121
4	Zac Funk	PG	25	120
5	Sloan Stanick	PA	27	119

### Game Winning Goals

Rank	Player	Team	GP	GWG
1	Egor Sidorov	SAS	24	6
2	Jagger Firkus	MJ	24	5
3	Several Players Tied			4

### Shootout Goals

Rank	Player	Team	SOG	SOA
1	Ty Halaburda	VAN	2	2
2	Several Players Tied		1	

### Goals

Rank	Player	Team	GP	G
1	Egor Sidorov	SAS	24	24
2	Jagger Firkus	MJ	24	23
3	Zac Funk	PG	25	23
4	* Terik Parascak	PG	25	22
5	Several Players Tied			19

### Assists

Rank	Player	Team	GP	A
1	Trevor Wong	SAS	26	35
2	Riley Heidt	PG	23	31
3	Graham Sward	WEN	24	28
4	Luca Cagnoni	POR	21	27
5	Gabe Klassen	POR	23	27

### Penalty Minutes

Rank	Player	Team	GP	PIM
1	Marshall Finnie	EDM	24	56
2	* Landen Ward	LET	25	56
3	Max Graham	KEL	24	52
4	Cayden Lindstrom	MH	24	52
5	Rilen Kovacevic	EDM	18	50

### Major Penalties

Rank	Player	Team	GP	MajPen
1	* Hudson Bjornson	VIC	21	5
2	Andrew Petruk	EVT	21	5
3	Several Players Tied			4

### Short Handed Goals

Rank	Player	Team	GP	SHG
1	James Stefan	POR	22	4
2	* Terik Parascak	PG	25	3
3	Several Players Tied			2

### Shooting Percentage

Rank	Player	Team	GP	Goals	Shots	PCT
1	Skyler Bruce	EDM	16	10	33	30.3
2	Tyler MacKenzie	MH	24	12	48	25.0
3	Kooper Gizowski	LET	23	12	48	25.0
4	Braxton Whitehead	REG	12	7	28	25.0
5	Josh Davies	POR	19	17	71	23.9

### Plus/Minus

Rank	Player	Team	GP	+/-
1	Graham Sward	WEN	24	26
2	Jagger Firkus	MJ	24	21
3	Tanner Molendyk	SAS	22	20
4	Luca Cagnoni	POR	21	19
5	Karter Prososfsky	WEN	25	19

### Shootout Percentage

Rank	Player	Team	SOG	SOA	SO%
1	Several Players Tied				100.0

## Leading Goalies

### Top 15 Goalies (by GAA)

Rank	Player	Team	GP	Mins	W	L	OTL	SOL	SO	GA	GAA	SOW	SOL	SOGA	SOA	SO%	SA	SVS	SV%
1	Jan Spunar	POR	16	892	11	3	0	1	1	27	1.82	0	1	2	4	0.500	378	351	0.929
2	* Joshua Ravensbergen	PG	12	614	8	1	0	0	4	19	1.86	1	0	0	1	1.000	291	272	0.935
3	Rhett Stoesser	RD	14	788	7	4	0	1	3	29	2.21	0	1	2	2	0.000	370	341	0.922
4	* Evan Gardner	SAS	9	498	5	4	0	0	1	19	2.29	0	0	0	0	0.000	233	214	0.918
5	* Lukas Matecha	TC	15	899	8	4	1	1	1	36	2.40	0	1	2	3	0.333	488	452	0.926
6	Tyler Palmer	EVT	17	961	9	5	1	0	0	39	2.43	0	0	0	0	0.000	439	400	0.911
7	Harrison Meneghin	LET	22	1281	12	8	2	0	2	54	2.53	1	0	1	3	0.667	649	595	0.917
8	Austin Elliott	SAS	19	1065	12	4	1	0	1	47	2.65	2	0	1	8	0.875	490	443	0.904
9	Max Hildebrand	PA	14	820	8	5	0	1	1	37	2.71	0	1	1	2	0.500	426	389	0.913
10	Daniel Hauser	WEN	19	1099	10	6	2	0	2	54	2.95	0	0	0	0	0.000	635	581	0.915
11	Kyle Kelsey	TC	12	726	6	5	0	1	0	36	2.98	0	1	2	2	0.000	389	353	0.907
12	Ethan Chadwick	EVT	13	722	8	5	0	0	1	36	2.99	0	0	0	0	0.000	378	342	0.905
13	Reid Dyck	SC	13	738	8	4	0	0	0	37	3.01	1	0	1	5	0.800	425	388	0.913
14	Dawson Cowan	SPO	12	726	5	6	1	0	0	37	3.06	1	0	0	2	1.000	421	384	0.912
15	Scott Ratzlaff	SEA	16	917	7	7	1	0	1	47	3.07	0	0	0	0	0.000	461	414	0.898

### Wins

Rank	Player	Team	W
1	Jackson Unger	MJ	13
2	Austin Elliott	SAS	12
3	Harrison Meneghin	LET	12
4	Jan Spunar	POR	11
5	Several Goaltenders Tied		10

### Saves

Rank	Player	Team	SVS
1	Jackson Unger	MJ	748
2	Brett Mirwald	VAN	621
3	Harrison Meneghin	LET	595
4	Daniel Hauser	WEN	581
5	Ethan Buenaventura	CGY	556

### Losses

Rank	Player	Team	L
1	Brett Mirwald	VAN	10
2	Jackson Unger	MJ	9
3	Dylan Ernst	KAM	9
4	Several Goaltenders Tied		8

### Save Percentage

Rank	Player	Team	GA	SVS	SV%
1	* Joshua Ravensbergen	PG	19	272	0.935
2	Jan Spunar	POR	27	351	0.929
3	* Lukas Matecha	TC	36	452	0.926
4	Rhett Stoesser	RD	29	341	0.922
5	* Evan Gardner	SAS	19	214	0.918

### Mins

Rank	Player	Team	Mins
1	Jackson Unger	MJ	1337
2	Harrison Meneghin	LET	1281
3	Brett Mirwald	VAN	1184
4	Daniel Hauser	WEN	1099
5	Austin Elliott	SAS	1065

### Shootout Wins

Rank	Player	Team	SOW
1	Austin Elliott	SAS	2
2	Brett Mirwald	VAN	2
3	* Brendan Gee	WEN	2
4	Several Goaltenders Tied		1

### Shutouts

Rank	Player	Team	SO
1	* Joshua Ravensbergen	PG	4
2	Rhett Stoesser	RD	3
3	Daniel Hauser	WEN	2
4	Evan May	MH	2
5	Harrison Meneghin	LET	2

### Shootout Percentage

Rank	Player	Team	Saves	Att	SO%
1	* Brendan Gee	WEN	4	4	1.000
2	Dawson Cowan	SPO	2	2	1.000
3	Austin Elliott	SAS	7	8	0.875
4	Reid Dyck	SC	4	5	0.800
5	Several Goaltenders Tied				0.667

\* indicates rookie



## Leaders (Rookies)

### Top 20 Scorers

Rank	Player	Team	GP	G	A	PTS
1	* Terik Parascak	PG	25	22	16	38
2	* Gavin McKenna	MH	18	8	18	26
3	* Cole Reschny	VIC	21	10	15	25
4	* Dominik Petr	BDN	27	9	13	22
5	* Ben Kindel	CGY	23	5	17	22
6	* Carter Bear	EVT	28	11	10	21
7	* Miles Cooper	WEN	26	7	14	21
8	* Max Curran	TC	23	3	17	20
9	* Adam Jecho	EDM	19	8	10	18
10	* Julius Miettinen	EVT	28	7	10	17
11	* Krzysztof Macias	PA	25	12	4	16
12	* Antonio Martorana	SEA	21	10	5	15
13	* Tarin Smith	EVT	27	3	10	13
14	* Rodzers Bukarts	WEN	24	7	5	12
15	* Cameron Schmidt	VAN	17	6	6	12
16	* Pavel McKenzie	MJ	23	4	8	12
17	* Owen Martin	SPO	22	6	5	11
18	* Nathan Behm	KAM	25	6	5	11
19	* Ty Coupland	SC	21	4	7	11
20	* Keets Fawcett	CGY	21	4	7	11

### Minor Penalties

Rank	Player	Team	GP	MinPen
1	* Landen Ward	LET	25	18
2	* Aiden Foster	PG	23	14
3	* Terik Parascak	PG	25	13
4	Several Players Tied			12

### Power Play Goals

Rank	Player	Team	GP	PPG
1	* Terik Parascak	PG	25	5
2	* Gavin McKenna	MH	18	4
3	* Julius Miettinen	EVT	28	4
4	* Hayden Paupanekis	SPO	19	3
5	* Carter Bear	EVT	28	3

### Shots

Rank	Player	Team	GP	Shots
1	* Terik Parascak	PG	25	104
2	* Julius Miettinen	EVT	28	88
3	* Nathan Behm	KAM	25	63
4	* Gavin McKenna	MH	18	61
5	* Krzysztof Macias	PA	25	59

### Game Winning Goals

Rank	Player	Team	GP	GWG
1	* Terik Parascak	PG	25	3
2	Several Players Tied			2

### Shootout Goals

Rank	Player	Team	SOG	SOA
1	* Cole Reschny	VIC	1	2
2	* Max Sullivan	KAM	1	2

### Goals

Rank	Player	Team	GP	G
1	* Terik Parascak	PG	25	22
2	* Krzysztof Macias	PA	25	12
3	* Carter Bear	EVT	28	11
4	* Cole Reschny	VIC	21	10
5	* Antonio Martorana	SEA	21	10

### Assists

Rank	Player	Team	GP	A
1	* Gavin McKenna	MH	18	18
2	* Max Curran	TC	23	17
3	* Ben Kindel	CGY	23	17
4	* Terik Parascak	PG	25	16
5	* Cole Reschny	VIC	21	15

### Penalty Minutes

Rank	Player	Team	GP	PIM
1	* Landen Ward	LET	25	56
2	* Aiden Foster	PG	23	48
3	* Hudson Bjornson	VIC	21	41
4	* Nicholas McLennan	PG	23	39
5	* Aleksey Chichkin	CGY	21	33

### Major Penalties

Rank	Player	Team	GP	MajPen
1	* Hudson Bjornson	VIC	21	5
2	* Landen Ward	LET	25	4
3	* Aiden Foster	PG	23	4
4	Several Players Tied			3

### Short Handed Goals

Rank	Player	Team	GP	SHG
1	* Terik Parascak	PG	25	3
2	* Kazden Mathies	SEA	21	1
3	* Cole Reschny	VIC	21	1

### Shooting Percentage

Rank	Player	Team	GP	Goals	Shots	PCT
1	* Adam Jecho	EDM	19	8	34	23.5
2	* Matthew Gard	RD	17	3	13	23.1
3	* Lukás Král	SPO	20	4	18	22.2
4	* Casper Evensen Haugen	VIC	26	5	23	21.7
5	* Terik Parascak	PG	25	22	104	21.2

### Plus/Minus

Rank	Player	Team	GP	+/-
1	* Terik Parascak	PG	25	18
2	* Matt Paranych	MH	20	16
3	* Krzysztof Macias	PA	25	11
4	* Carter Bear	EVT	28	10
5	* Cole Reschny	VIC	21	9

### Shootout Percentage

Rank	Player	Team	SOG	SOA	SO%
1	* Cole Reschny	VIC	1	2	50.0
2	* Max Sullivan	KAM	1	2	50.0

## Leaders (Defencemen)

### Top 20 Scorers

Rank	Player	Team	GP	G	A	PTS
1	Graham Sward	WEN	24	5	28	33
2	Luca Cagnoni	POR	21	3	27	30
3	Hudson Thornton	PG	25	6	23	29
4	Denton Mateychuk	MJ	19	6	22	28
5	Tanner Molendyk	SAS	22	4	23	27
6	Carter Yakemchuk	CGY	23	11	14	25
7	Parker Berge	REG	26	6	19	25
8	Nate Misskey	VIC	26	5	19	24
9	Brayden Crampton	SPO	21	2	19	21
10	Viliam Kmec	PG	25	7	12	19
11	Noah Chadwick	LET	23	6	13	19
12	Justin Kipkie	VIC	25	5	14	19
13	Marc Lajoie	EDM	24	8	10	18
14	Justice Christensen	PA	27	4	14	18
15	Mats Lindgren	RD	21	3	15	18
16	Charlie Wright	SAS	26	3	15	18
17	Jeremy Hanzel	SEA	19	6	11	17
18	Logan Bairos	KAM	25	5	12	17
19	Quinn Mantei	BDN	25	2	15	17
20	Several Players Tied					16

### Minor Penalties

Rank	Player	Team	GP	MinPen
1	Terrell Goldsmith	PA	25	19
2	Nate Misskey	VIC	26	19
3	Corbin Vaughan	REG	22	18
4	Marc Lajoie	EDM	24	18
5	Carter Yakemchuk	CGY	23	16

### Power Play Goals

Rank	Player	Team	GP	PPG
1	Marc Lajoie	EDM	24	5
2	Carter Yakemchuk	CGY	23	4
3	Viliam Kmec	PG	25	4
4	Justice Christensen	PA	27	4
5	Several Players Tied			3

### Shots

Rank	Player	Team	GP	Shots
1	Carter Yakemchuk	CGY	23	104
2	Nate Misskey	VIC	26	91
3	Parker Berge	REG	26	88
4	Luca Cagnoni	POR	21	81
5	Marc Lajoie	EDM	24	77

### Game Winning Goals

Rank	Player	Team	GP	GWG
1	Carter Sotheran	POR	21	3
2	Bauer Dumanski	PG	25	3
3	Justice Christensen	PA	27	3
4	Several Players Tied			2

### Shootout Goals

Rank	Player	Team	SOG	SOA
1	Harrison Brunicke	KAM	1	1

### Goals

Rank	Player	Team	GP	G
1	Carter Yakemchuk	CGY	23	11
2	Marc Lajoie	EDM	24	8
3	Viliam Kmec	PG	25	7
4	Several Players Tied			6

### Assists

Rank	Player	Team	GP	A
1	Graham Sward	WEN	24	28
2	Luca Cagnoni	POR	21	27
3	Tanner Molendyk	SAS	22	23
4	Hudson Thornton	PG	25	23
5	Denton Mateychuk	MJ	19	22

### Penalty Minutes

Rank	Player	Team	GP	PIM
1	Terrell Goldsmith	PA	25	48
2	Corbin Vaughan	REG	22	46
3	Carter Yakemchuk	CGY	23	42
4	* Hudson Bjornson	VIC	21	41
5	Karter Prososky	WEN	25	40

### Major Penalties

Rank	Player	Team	GP	MajPen
1	* Hudson Bjornson	VIC	21	5
2	Karter Prososky	WEN	25	4
3	Several Players Tied			3

### Short Handed Goals

Rank	Player	Team	GP	SHG
1	Several Players Tied			1

### Shooting Percentage

Rank	Player	Team	GP	Goals	Shots	PCT
1	* Reese Hamilton	CGY	15	4	19	21.1
2	Corbin Vaughan	REG	22	3	16	18.8
3	Pasha Bocharov	TC	24	5	29	17.2
4	Hudson Thornton	PG	25	6	46	13.0
5	Carter Sotheran	POR	21	5	39	12.8

### Plus/Minus

Rank	Player	Team	GP	+/-
1	Graham Sward	WEN	24	26
2	Tanner Molendyk	SAS	22	20
3	Luca Cagnoni	POR	21	19
4	Karter Prososky	WEN	25	19
5	Several Players Tied			16

### Shootout Percentage

Rank	Player	Team	SOG	SOA	SO%
1	Harrison Brunicke	KAM	1	1	100.0

## Specialty Team Records

### Team Power Play

Rank	Team	GP	ADV	GF	PP%	SHGA
1	Prince George Cougars	25	123	39	31.7	2
2	Medicine Hat Tigers	24	101	30	29.7	5
3	Moose Jaw Warriors	26	93	26	28.0	1
4	Spokane Chiefs	22	84	23	27.4	3
5	Saskatoon Blades	26	99	26	26.3	1
6	Portland Winterhawks	23	107	27	25.2	4
7	Swift Current Broncos	24	97	22	22.7	7
8	Kelowna Rockets	24	108	24	22.2	10
9	Everett Silvertips	28	131	29	22.1	2
10	Calgary Hitmen	23	104	22	21.2	3
11	Red Deer Rebels	23	100	21	21.0	2
12	Prince Albert Raiders	27	110	22	20.0	2
13	Kamloops Blazers	25	100	20	20.0	3
14	Seattle Thunderbirds	21	64	12	18.8	2
15	Regina Pats	26	87	16	18.4	1
16	Lethbridge Hurricanes	25	94	17	18.1	3
17	Victoria Royals	26	111	20	18.0	6
18	Brandon Wheat Kings	27	95	17	17.9	5
19	Wenatchee Wild	26	102	18	17.6	4
20	Tri-City Americans	24	85	15	17.6	4
21	Vancouver Giants	25	92	14	15.2	7
22	Edmonton Oil Kings	24	117	17	14.5	4

### Team Penalty Kill

Rank	Team	GP	TSH	PPGA	PK%	SHGF
1	Seattle Thunderbirds	21	76	10	86.8	3
2	Prince George Cougars	25	111	15	86.5	10
3	Red Deer Rebels	23	104	17	83.7	3
4	Vancouver Giants	25	116	20	82.8	4
5	Prince Albert Raiders	27	98	17	82.7	0
6	Saskatoon Blades	26	80	14	82.5	3
7	Medicine Hat Tigers	24	119	21	82.4	7
8	Portland Winterhawks	23	99	19	80.8	8
9	Lethbridge Hurricanes	25	98	19	80.6	2
10	Tri-City Americans	24	89	18	79.8	1
11	Regina Pats	26	123	27	78.0	4
12	Wenatchee Wild	26	95	21	77.9	6
13	Victoria Royals	26	117	26	77.8	2
14	Spokane Chiefs	22	94	21	77.7	3
15	Swift Current Broncos	24	106	26	75.5	2
16	Calgary Hitmen	23	97	24	75.3	4
17	Brandon Wheat Kings	27	102	26	74.5	1
18	Kamloops Blazers	25	96	25	74.0	1
19	Everett Silvertips	28	95	25	73.7	5
20	Moose Jaw Warriors	26	79	22	72.2	5
21	Edmonton Oil Kings	24	112	33	70.5	4
22	Kelowna Rockets	24	98	31	68.4	3

### Team Overtime Performance

Rank	Team	GP	W	L	SW	SL	PTS	PCT
1	Victoria Royals	5	3	0	0	2	8	0.800
2	Everett Silvertips	4	3	1	0	0	7	0.875
3	Lethbridge Hurricanes	6	3	2	1	0	10	0.833
4	Moose Jaw Warriors	3	2	0	0	1	5	0.833
5	Portland Winterhawks	4	2	0	1	1	7	0.875
6	Medicine Hat Tigers	5	2	2	1	0	8	0.800
7	Spokane Chiefs	5	2	2	1	0	8	0.800
8	Wenatchee Wild	6	2	2	2	0	10	0.833
9	Prince George Cougars	2	1	0	1	0	4	1.000
10	Red Deer Rebels	4	1	0	0	3	5	0.625
11	Regina Pats	4	1	1	1	1	6	0.750
12	Saskatoon Blades	4	1	1	2	0	7	0.875
13	Seattle Thunderbirds	2	1	1	0	0	3	0.750
14	Tri-City Americans	3	1	1	0	1	4	0.667
15	Calgary Hitmen	4	1	3	0	0	5	0.625
16	Kamloops Blazers	7	1	3	1	2	9	0.643
17	Brandon Wheat Kings	6	1	4	0	1	7	0.583
18	Edmonton Oil Kings	1	0	0	0	1	1	0.500
19	Prince Albert Raiders	2	0	0	0	2	2	0.500
20	Swift Current Broncos	2	0	1	1	0	3	0.750
21	Kelowna Rockets	3	0	2	1	0	4	0.667
22	Vancouver Giants	4	0	2	2	0	6	0.750

## Player Streaks

### Player Goal Streaks (Current)

Rank	GP	Player	Team	From	To	Goals	Assists	Points
1	5	Zac Funk	PG	Nov 17, 2023	Nov 28, 2023	7	1	8
2	* 3	Keets Fawcett	CGY	Nov 18, 2023	Nov 28, 2023	3	1	4
3	3	Skyler Bruce	EDM	Nov 22, 2023	Nov 25, 2023	3	0	3
4	2	Several Players Tied						

### Player Goal Streaks (All Season)

Rank	GP	Player	Team	From	To	Goals	Assists	Points
1	7	Jagger Firkus	MJ	Oct 17, 2023	Nov 3, 2023	12	5	17
2	6	Egor Sidorov	SAS	Nov 2, 2023	Nov 14, 2023	10	3	13
3	6	Conner Roulette	SPO	Nov 3, 2023	Nov 19, 2023	6	5	11
4	5	Several Players Tied						

### Player Assist Streaks (Current)

Rank	GP	Player	Team	From	To	Goals	Assists	Points
1	8	Fraser Minten	KAM	Nov 4, 2023	Nov 28, 2023	4	9	13
2	4	Matthew Savoie	WEN	Nov 18, 2023	Nov 24, 2023	5	5	10
3	4	Hudson Thornton	PG	Nov 18, 2023	Nov 28, 2023	0	7	7
4	4	Andrew Cristall	KEL	Nov 4, 2023	Nov 25, 2023	2	4	6
5	4	Dominik Rymon	EVT	Nov 24, 2023	Nov 28, 2023	1	4	5

### Player Assist Streaks (All Season)

Rank	GP	Player	Team	From	To	Goals	Assists	Points
1	12	Graham Sward	WEN	Oct 6, 2023	Nov 4, 2023	3	19	22
2	9	Riley Heidt	PG	Nov 3, 2023	Nov 27, 2023	5	16	21
3	8	Trevor Wong	SAS	Sep 30, 2023	Oct 21, 2023	2	12	14
4	8	Fraser Minten	KAM	Nov 4, 2023	Nov 28, 2023	4	9	13
5	7	Several Players Tied						

### Player Point Streaks (Current)

Rank	GP	Player	Team	From	To	Goals	Assists	Points
1	19	Denton Mateychuk	MJ	Oct 10, 2023	Nov 28, 2023	6	22	28
2	12	Kai Uchacz	RD	Oct 27, 2023	Nov 28, 2023	10	8	18
3	8	Fraser Minten	KAM	Nov 4, 2023	Nov 28, 2023	4	9	13
4	* 7	Gavin McKenna	MH	Oct 22, 2023	Nov 25, 2023	3	8	11
5	7	Marc Lajoie	EDM	Nov 11, 2023	Nov 25, 2023	3	5	8

### Player Point Streaks (All Season)

Rank	GP	Player	Team	From	To	Goals	Assists	Points
1	19	Denton Mateychuk	MJ	Oct 10, 2023	Nov 28, 2023	6	22	28
2	16	Riley Heidt	PG	Oct 11, 2023	Nov 27, 2023	8	25	33
3	15	Graham Sward	WEN	Sep 29, 2023	Nov 4, 2023	5	22	27
4	* 14	Cole Reschny	VIC	Oct 9, 2023	Nov 24, 2023	6	15	21
5	14	Diego Buttazzoni	POR	Sep 22, 2023	Nov 3, 2023	10	9	19

## Calgary Hitmen Roster

### PLAYERS

#	Name	Pos	Shoots	Ht	Wt	Birthdate	Home town	Draft Status
2	Dax Williams	LD	L	6'1	195	Sep 28, 2005	Calgary AB Canada	2020 by CGY
6	Tyson Greenway	LW	L	6'2	200	Jan 15, 2003	St. Albert AB Canada	2018 by TC
8	Aleksey Chichkin	LD	R	6'4.5	205	Jul 21, 2005	Vancouver BC	
9	Reese Hamilton	LD	L	6'0	170	Mar 26, 2007	Whitewood SK	2022 by CGY
10	Keets Fawcett	LW	L	5'10	165	Feb 23, 2006	Grimshaw AB	
12	Wyatt Pisarczyk	LD	L	5'10	170	Jul 20, 2007	Airdrie AB	2022 by CGY
15	Maxim Muranov	LW	L	6'2.5	177	Jun 2, 2004	Moscow Russia	2021 by CGY
16	Carson Wetsch	RW	R	6'1.5	187	May 4, 2006	North Vancouver BC	2021 by CGY
17	David Adaszynski	C	L	5'11	194	May 25, 2005	Coquitlam BC	2020 by CGY
18	Ethan Moore	C	R	6'1	168	Feb 23, 2005	Okotoks AB	
19	Sean Tschigerl	LW	L	6'0.5	191	Apr 11, 2003	Whitecourt AB	2021 by ANA, 2018 by CGY
22	Tyson Galloway	RD	L	6'4	200	Jan 20, 2003	Kamloops BC	2021 by STL, 2018 by CGY
23	Ben Kindel	RW	R	5'10	165	Apr 19, 2007	Coquitlam BC	2022 by CGY
26	Carter Yakemchuk	RD	R	6'3	194	Sep 29, 2005	Calgary AB	2020 by CGY
27	Fraser Leonard	RD	R	6'2	187	Jun 22, 2006	Cochrane AB Canada	2021 by SAS
28	Sawyer Mayes	LW	L	6'4	185	Jan 8, 2007	Salmon Arm BC	2022 by CGY
29	Ethan Buenaventura	G	L	6'2	195	Jun 22, 2004	Winnipeg MB	2019 by CGY
31	Alex Garrett	G	R	6'0	181	Apr 19, 2005	Saskatoon SK	2020 by CGY
32	London Hoilett	RW	R	6'0	182	Feb 15, 2005	Winnipeg MB	
34	Chase Valliant	C	L	6'1	180	May 18, 2006	Surrey BC	2021 by CGY
37	Oliver Tulk	C	R	5'9	178	Jan 19, 2005	Gibsons BC	2020 by CGY
38	Brandon Gorzynski	C	L	6'2	178	Mar 12, 2007	Scottsdale AZ	

## Lethbridge Hurricanes Roster

PLAYERS								
#	Name	Pos	Shoots	Ht	Wt	Birthdate	Home town	Draft Status
2	Logan McCutcheon	RD	R	5'9	157	Jan 19, 2004	Saskatoon SK	2019 by LET
3	Chase Pauls	RD	R	6'5	220	Oct 7, 2003	Osler SK	2019 by LET
6	Kale Tipler	RD	R	5'10	160	Aug 15, 2006	Edgerton AB	2021 by LET
7	Joe Arntsen	LD	L	6'3	211	May 22, 2003	Dinsmore SK	2018 by LET
8	Noah Chadwick	LD	L	6'4	200	May 10, 2005	Saskatoon SK Canada	2023 by TOR, 2020 by LET
9	Tristen Doyle	RD	R	5'9	180	Feb 17, 2006	Bonnyville AB	2021 by LET
11	Luke Cozens	C	R	6'0	162	Jun 30, 2006	Whitehorse YT	2021 by LET
12	Kooper Gizowski	LW	L	5'10	170	May 5, 2005	Edmonton AB	2020 by SPO
14	Miguel Marques	RW	R	5'11	172	Mar 8, 2006	Prince George BC	2021 by LET
15	Trae Wilke	LW	L	6'0	190	Apr 20, 2006	Saskatoon SK	2021 by LET
16	Dustin Renas	RW	R	6'1	168	Jul 18, 2005	Saskatoon SK	2020 by LET
17	Will Sharpe	LD	L	6'1	190	Mar 7, 2007	Ladner BC	2022 by LET
18	Logan Wormald	LW	L	5'9	155	Aug 12, 2005	Langley BC Canada	2020 by LET
19	Brayden Edwards	C	R	6'1	185	Dec 23, 2004	Abbotsford BC Canada	2019 by WPG
21	Tyson Zimmer	C	R	6'1	191	Sep 5, 2004	Russell MB	2019 by BDN
23	Carter Dereniwsky	RW	R	5'10	168	Feb 27, 2004	Canora SK Canada	2019 by VIC
25	Kash Andresen	C	L	6'1	165	Jul 20, 2007	Saskatoon SK	2022 by LET
26	Blake Swetlikoff	C	R	6'0	170	May 29, 2003	Regina SK	2018 by SPO
27	Elias Knoester	RW	R	5'10	164	Oct 29, 2005	Olofstrom Sweden	2023 by LET
28	Leo Braillard	RW	L	5'11	173	Jul 5, 2005	La Chaux-de-Fonds Switzerland	2022 by Shawinigan (QMJHL)
29	Landen Ward	LW	L	6'3	205	Apr 19, 2006	Lloydminster AB	2021 by LET
31	Brady Smith	G	R	6'1	190	May 31, 2005	Cloverdale BC	2020 by LET
35	Harrison Meneghin	G	R	6'3	170	Sep 13, 2004	South Surrey BC	2021 by LET

# 2023 - 24 Regular Season Team Statistics

## Calgary Hitmen

### PLAYERS

#	Name	Pos	GP	G	A	PTS	+/-	PIM	PPG	PPA	SH	SHA	GW	FG	IG	OT	UA	EN	SOG	SOA	SOGW	SO%	Pt/G	PIMPG	SA	SH%
19	Sean Tschigerl	LW	21	9	18	27	0	28	2	7	2	1	1	2	0	0	0	0	0	0	0	0.0	1.29	1.33	70	12.9
37	Oliver Tulk	C	21	13	12	25	2	17	6	5	0	0	2	1	2	0	0	0	0	0	0	0.0	1.19	0.81	57	22.8
26	Carter Yakemchuk	RD	23	11	14	25	2	42	4	11	0	1	1	0	0	0	1	0	0	0	0	0.0	1.09	1.83	104	10.6
*	23 Ben Kindel	RW	23	5	17	22	3	0	2	6	0	0	1	1	0	0	0	0	0	0	0	0.0	0.96	0.00	48	10.4
16	Carson Wetsch	RW	23	8	9	17	-2	36	4	0	0	0	1	1	1	0	0	0	0	0	0	0.0	0.74	1.57	76	10.5
*	10 Keets Fawcett	LW	21	4	7	11	-1	14	0	1	0	0	0	0	0	0	2	0	0	0	0	0.0	0.52	0.67	31	12.9
X	24 Carter MacAdams	LW	20	4	6	10	1	16	0	1	1	1	1	1	0	0	0	0	0	0	0	0.0	0.50	0.80	58	6.9
17	David Adaszynski	C	23	4	6	10	0	9	0	2	1	1	1	0	1	0	0	0	0	0	0	0.0	0.43	0.39	59	6.8
*	34 Chase Valliant	C	22	2	8	10	-1	4	1	1	0	1	0	1	0	0	0	0	0	0	0	0.0	0.45	0.18	28	7.1
2	Dax Williams	LD	22	3	6	9	7	9	0	1	0	0	1	1	0	0	0	0	0	0	0	0.0	0.41	0.41	26	11.5
*	9 Reese Hamilton	LD	15	4	4	8	-4	4	0	1	0	0	1	0	0	1	0	0	0	0	0	0.0	0.53	0.27	19	21.1
6	Tyson Greenway (total)	LW	19	3	5	8	-6	24	2	2	0	0	0	0	0	0	0	1	0	0	0	0.0	0.42	1.26	36	8.3
	TC	C	5	0	2	2	-4	10	0	0	0	0	0	0	0	0	0	0	0	0	0	0.000	0.40	2.00	6	0.0
	CGY	C	14	3	3	6	-2	14	2	2	0	0	0	0	0	0	0	1	0	0	0	0.000	0.43	1.00	30	10.0
22	Tyson Galloway	RD	19	1	7	8	1	20	0	2	0	0	0	0	1	0	0	0	0	0	0	0.0	0.42	1.05	27	3.7
15	Maxim Muranov	LW	21	3	4	7	8	21	0	0	0	0	0	1	0	0	0	0	0	0	0	0.0	0.33	1.00	52	5.8
18	Ethan Moore	C	22	3	3	6	-4	24	0	0	0	0	0	0	0	0	1	0	0	0	0	0.0	0.27	1.09	26	11.5
*	12 Wyatt Pisarczyk	LD	18	0	5	5	3	12	0	3	0	0	0	0	0	0	0	0	0	0	0	0.0	0.28	0.67	20	0.0
*	28 Sawyer Mayes	LW	12	1	2	3	5	8	0	1	0	0	0	0	0	0	0	0	0	0	0	0.0	0.25	0.67	15	6.7
*	8 Aleksey Chichkin	LD	21	0	3	3	2	33	0	0	0	0	0	0	0	0	0	0	0	0	0	0.0	0.14	1.57	30	0.0
X	11 Matteo Danis	LW	8	2	0	2	-5	4	1	0	0	0	0	1	0	0	0	0	0	0	0	0.0	0.25	0.50	20	10.0
X	4 Easton LaPlante	RD	2	0	1	1	1	0	0	0	0	0	0	0	0	0	0	0	0	0	0	0.0	0.50	0.00	2	0.0
	29 Ethan Buenaventura	G	18	0	1	1	0	0	0	0	0	0	0	0	0	0	0	0	0	0	0	0.0	0.06	0.00	0	0.0
	32 London Hoilett	RW	21	0	1	1	3	16	0	0	0	0	0	0	0	0	0	0	0	0	0	0.0	0.05	0.76	32	0.0
X	14 Tomis Marinkovic	C	3	0	0	0	0	2	0	0	0	0	0	0	0	0	0	0	0	0	0	0.0	0.00	0.67	3	0.0
X	21 Grayden Siepmann	RD	3	0	0	0	-1	0	0	0	0	0	0	0	0	0	0	0	0	0	0	0.0	0.00	0.00	6	0.0
X	27 Jason Spizawka	LD	3	0	0	0	-1	0	0	0	0	0	0	0	0	0	0	0	0	0	0	0.0	0.00	0.00	0	0.0
*	31 Alex Garrett	G	6	0	0	0	0	0	0	0	0	0	0	0	0	0	0	0	0	0	0	0.0	0.00	0.00	0	0.0
*	27 Fraser Leonard (total)	RD	16	0	0	0	2	0	0	0	0	0	0	0	0	0	0	0	0	0	0	0.0	0.00	0.00	6	0.0
	SAS	RD	3	0	0	0	0	0	0	0	0	0	0	0	0	0	0	0	0	0	0	0.000	0.00	0.00	0	0.0
	CGY	RD	13	0	0	0	2	0	0	0	0	0	0	0	0	0	0	0	0	0	0	0.000	0.00	0.00	6	0.0

### Goalies

#	Name	GP	Mins	GA	SO	GAA	W	L	OTL	SL	SA	SVS	SV%
29	Ethan Buenaventura	18	1023	54	0	3.17	7	7	3	0	610	556	0.911
*	31 Alex Garrett	6	353	21	0	3.57	3	3	0	0	184	163	0.886
	Empty Net	10	4								4		
	Totals	23	1386	79	0	3.42	10	10	3	0	798	719	0.901

\* indicates rookie

X indicates inactive



# 2023 - 24 Regular Season Team Statistics

## Lethbridge Hurricanes

### PLAYERS

#	Name	Pos	GP	G	A	PTS	+/-	PIM	PPG	PPA	SH	SHA	GW	FG	IG	OT	UA	EN	SOG	SOA	SOGW	SO%	Pt/G	PIMPG	SA	SH%
14	Miguel Marques	RW	25	9	18	27	5	20	3	4	0	0	1	2	0	0	0	1	0	0	0	0.0	1.08	0.80	73	12.3
19	Brayden Edwards	C	23	13	12	25	13	14	3	3	1	0	1	1	2	0	1	2	0	0	0	0.0	1.09	0.61	65	20.0
18	Logan Wormald	LW	16	6	13	19	12	8	1	4	1	0	1	1	2	1	1	0	1	1	1	100.0	1.19	0.50	46	13.0
8	Noah Chadwick	LD	23	6	13	19	10	10	1	3	0	0	1	1	1	1	0	0	0	0	0	0.0	0.83	0.43	50	12.0
28	Leo Brillard	RW	14	6	12	18	4	2	1	5	0	0	0	1	0	0	1	0	0	0	0	0.0	1.29	0.14	33	18.2
21	Tyson Zimmer	C	25	8	7	15	4	19	2	1	0	0	2	1	0	1	0	0	1	1	0	100.0	0.60	0.76	77	10.4
2	Logan McCutcheon	RD	25	2	12	14	-3	0	0	6	0	0	0	0	0	0	0	0	0	0	0	0.0	0.56	0.00	43	4.7
12	Kooper Gizowski	LW	23	12	1	13	6	11	3	0	0	0	2	3	1	0	1	0	0	0	0	0.0	0.57	0.48	48	25.0
15	Trae Wilke	LW	24	4	8	12	3	10	1	1	0	0	2	0	0	0	0	0	0	0	0	0.0	0.50	0.42	38	10.5
7	Joe Arntsen	LD	23	3	8	11	-4	26	0	1	0	0	0	0	0	0	1	1	0	0	0	0.0	0.48	1.13	33	9.1
* 27	Elias Knoester	RW	20	3	7	10	5	6	0	0	0	0	0	1	1	0	0	0	0	0	0	0.0	0.50	0.30	27	11.1
3	Chase Pauls	RD	23	2	7	9	10	23	0	0	0	0	0	0	1	0	0	0	0	0	0	0.0	0.39	1.00	37	5.4
9	Tristen Doyle	RD	25	0	9	9	0	11	0	3	0	1	0	0	0	0	0	0	0	0	0	0.0	0.36	0.44	34	0.0
16	Dustin Renas	RW	23	3	4	7	-5	10	0	0	0	0	0	0	0	0	0	0	0	0	0	0.0	0.30	0.43	30	10.0
26	Blake Swetlikoff	C	25	2	5	7	-3	12	1	2	0	0	1	0	0	0	0	0	0	0	0	0.0	0.28	0.48	44	4.5
* 29	Landen Ward	LW	25	2	3	5	-5	56	0	1	0	0	1	0	0	0	0	0	0	0	0	0.0	0.20	2.24	21	9.5
23	Carter Dereniwsky	RW	13	3	1	4	5	0	1	0	0	0	0	0	1	0	0	0	0	0	0	0.0	0.31	0.00	20	15.0
* 6	Kale Tipler	RD	8	0	3	3	4	4	0	0	0	1	0	0	0	0	0	0	0	0	0	0.0	0.38	0.50	5	0.0
* 11	Luke Cozens	C	16	0	3	3	0	2	0	0	0	0	0	0	0	0	0	0	0	0	0	0.0	0.19	0.13	20	0.0
* 17	Will Sharpe	LD	19	0	3	3	4	18	0	0	0	0	0	0	0	0	0	0	0	0	0	0.0	0.16	0.95	25	0.0
X 20	Aiden Ziprick	D	2	0	2	2	0	0	0	0	0	0	0	0	0	0	0	0	0	0	0	0.0	1.00	0.00	4	0.0
* 25	Kash Andresen	C	10	0	2	2	-1	6	0	0	0	0	0	0	0	0	0	0	0	0	0	0.0	0.20	0.60	5	0.0
X 10	Anton Astashevich	RW	2	1	0	1	1	2	0	0	0	0	0	0	0	0	0	0	0	0	0	0.0	0.50	1.00	2	50.0
X 22	Hayden Smith	LW	2	0	1	1	-2	0	0	0	0	0	0	0	0	0	0	0	0	0	0	0.0	0.50	0.00	0	0.0
35	Harrison Meneghin	G	22	0	1	1	0	2	0	0	0	0	0	0	0	0	0	0	0	0	0	0.0	0.05	0.09	0	0.0
X 20	Chase Petersen	LW	1	0	0	0	0	0	0	0	0	0	0	0	0	0	0	0	0	0	0	0.0	0.00	0.00	0	0.0
X 4	Carsen Adair	LD	2	0	0	0	-1	0	0	0	0	0	0	0	0	0	0	0	0	0	0	0.0	0.00	0.00	2	0.0
*X 22	Gavin Lesiuk	LW	2	0	0	0	0	0	0	0	0	0	0	0	0	0	0	0	0	0	0	0.0	0.00	0.00	0	0.0
* 31	Brady Smith	G	4	0	0	0	0	0	0	0	0	0	0	0	0	0	0	0	0	0	0	0.0	0.00	0.00	0	0.0
*X 24	Cole Cairns	RW	9	0	0	0	-2	14	0	0	0	0	0	0	0	0	0	0	0	0	0	0.0	0.00	1.56	5	0.0

### Goalies

#	Name	GP	Mins	GA	SO	GAA	W	L	OTL	SL	SA	SVS	SV%
35	Harrison Meneghin	22	1281	54	2	2.53	12	8	2	0	649	595	0.917
* 31	Brady Smith	4	224	13	0	3.48	1	2	0	0	119	106	0.891
	Empty Net	10	6								6		
	Totals	25	1515	73	2	2.89	13	10	2	0	774	701	0.906

\* indicates rookie

X indicates inactive

# Calgary Hitmen vs Lethbridge Hurricanes Head to Head

## Summary

Description	Result	
Head to Head Record 2023 - 24 Regular Season	Lethbridge 1-1-1-0	Calgary 2-0-1-0
Head to Head Record 2022 - 23 Regular Season	Lethbridge 4-3-0-0	Calgary 3-4-0-0
Last 5 Years record between teams	Lethbridge 19-9-3-0	Calgary 12-13-5-1
Lethbridge vs. Calgary Last 5 Years record at Lethbridge	Lethbridge 9-5-2-0	Calgary 7-6-2-1
Lethbridge vs. Calgary Last 5 Years record at Calgary	Lethbridge 10-4-1-0	Calgary 5-7-3-0
Previous Meetings This Season	Calgary 4 @ Lethbridge 3 (Oct 27 2023)	
	Final OT	
	Lethbridge 3 @ Calgary 4 (Oct 22 2023)	
	Final	
	Calgary 2 @ Lethbridge 3 (Oct 18 2023)	
	Final OT	

## Match Up

	<u>Calgary</u>	<u>Lethbridge</u>
Team Record	10-10-3-0 -- 23 points	13-10-2-0 -- 28 points
Division Ranking	5th Central	2nd Central
Conference Ranking	9th Eastern	4th Eastern
League Ranking	15th	10th
Past 10 Games	6-3-1-0	5-5-0-0
Streak	1-0-1-0	0-1-0-0
Last Game	4-3 L @ Red Deer (Nov 28 2023) Final OT	6-4 L @ Prince George (Nov 24 2023) Final
Home Record	7-3-1-0	6-3-2-0
Away Record	3-7-2-0	7-7-0-0
GF	80	86
GA	79	73
PP (Overall)	(22/104) 21.2%	(17/94) 18.1%
PP (Home)	(12/52) 23.1%	(3/36) 8.3%
PP (Away)	(10/52) 19.2%	(14/58) 24.1%
PK (Overall)	(24/97) 75.3%	(19/98) 80.6%
PK (Home)	(12/43) 72.1%	(8/43) 81.4%
PK (Away)	(12/54) 77.8%	(11/55) 80.0%
PP vs. Opp.	(3/12) 25%	(2/11) 18.2%
PK vs. Opp.	(2/11) 81.8%	(3/12) 75%
Leading Rookie	Kindel (5-17-22)	Knoester (3-7-10)
Most PIM	Yakemchuk - 42	Ward - 56
Team PIM/GM	14.6/Game	11.6/Game
Leading Scorers	Tschigerl (9-18-27)	Marques (9-18-27)
	Tulk (13-12-25)	Edwards (13-12-25)
	Yakemchuk (11-14-25)	Wormald (6-13-19)
	Kindel (5-17-22)	Chadwick (6-13-19)
	Wetsch (8-9-17)	Braillard (6-12-18)
Last 5 Games	4-3 L @ Red Deer (Nov 28 2023) Final OT	6-4 L @ Prince George (Nov 24 2023) Final
	7-3 W vs Edmonton (Nov 25 2023) Final	7-3 W @ Kamloops (Nov 22 2023) Final
	3-2 L @ Red Deer (Nov 18 2023) Final	4-1 L @ Kelowna (Nov 21 2023) Final
	3-0 L vs Red Deer (Nov 17 2023) Final	4-3 W @ Vancouver (Nov 18 2023) Final OT
	10-2 W @ Edmonton (Nov 11 2023) Final	8-3 W @ Victoria (Nov 17 2023) Final
Leading After 1st	8-1-1-0	5-1-0-0
Leading After 2nd	8-1-1-0	8-1-1-0
Tied After 1st	0-1-1-0	5-4-1-0

Tied After 2nd	0-2-1-0	2-2-1-0
Trailing After 1st	2-8-1-0	3-5-1-0
Trailing After 2nd	2-7-1-0	3-7-0-0
Out Shooting Opponents	8-4-2-0	7-4-1-0
Out Shot by Opponents	2-5-1-0	6-6-1-0
1 Goal Games	5-2-3-0	4-2-2-0
2 Goal Games	0-4-0-0	1-5-0-0
3 Goal Games	2-3-0-0	3-2-0-0

## Calgary Hitmen vs Lethbridge Hurricanes Head to Head

### Lethbridge Hurricanes

#	Name	GP	G	A	PTS	PIM	+/-
8	Noah Chadwick	3	1	3	4	4	2
19	Brayden Edwards	3	1	2	3	4	0
28	Leo Braillard	2	0	3	3	0	0
2	Logan McCutcheon	3	0	3	3	0	0
14	Miguel Marques	3	1	1	2	2	0
21	Tyson Zimmer	3	1	1	2	0	0
15	Trae Wilke	3	0	2	2	2	-1
12	Kooper Gizowski	3	1	0	1	2	2
27	Elias Knoester	2	1	0	1	0	0
16	Dustin Renas	3	1	0	1	0	0
26	Blake Swetlikoff	3	1	0	1	2	-2
18	Logan Wormald	1	1	0	1	0	1
7	Joe Arntsen	3	0	1	1	0	0
17	Will Sharpe	2	0	1	1	2	-1
29	Landen Ward	3	0	1	1	6	-1
25	Kash Andresen	2	0	0	0	2	0
24	X Cole Cairns	2	0	0	0	0	1
11	Luke Cozens	3	0	0	0	0	1
9	Tristen Doyle	3	0	0	0	5	-2
35	Harrison Meneghin	2	0	0	0	2	0
3	Chase Pauls	3	0	0	0	0	2
31	Brady Smith	1	0	0	0	0	0
6	Kale Tipler	1	0	0	0	0	-1

#	Name	GP	W	L	OTL	SL	Mins	GA	GAA	SV%
35	Harrison Meneghin	2	1	0	1	0	124:18	6	2.90	0.915
31	Brady Smith	1	0	1	0	0	59:40	4	4.02	0.886

### Calgary Hitmen

#	Name	GP	G	A	PTS	PIM	+/-
19	Sean Tschigerl	3	1	6	7	0	-1
23	Ben Kindel	3	0	5	5	0	1
26	Carter Yakemchuk	3	1	3	4	2	0
37	Oliver Tulk	3	3	0	3	0	1
18	Ethan Moore	3	1	1	2	4	1
6	Tyson Greenway	3	1	0	1	2	-1
9	Reese Hamilton	3	1	0	1	2	2
24	X Carter MacAdams	2	1	0	1	0	-1
16	Carson Wetsch	3	1	0	1	2	0
29	Ethan Buenaventura	3	0	1	1	0	0
15	Maxim Muranov	3	0	1	1	0	2
34	Chase Valliant	3	0	1	1	0	-3
17	David Adaszynski	3	0	0	0	0	1
8	Aleksey Chichkin	3	0	0	0	2	0
10	Keets Fawcett	3	0	0	0	5	-2
22	Tyson Galloway	3	0	0	0	4	0
32	London Hoilett	3	0	0	0	6	1
27	Fraser Leonard	1	0	0	0	0	0
28	Sawyer Mayes	1	0	0	0	2	0
12	Wyatt Pisarczyk	2	0	0	0	0	-1
2	Dax Williams	3	0	0	0	0	-1

#	Name	GP	W	L	OTL	SL	Mins	GA	GAA	SV%
29	Ethan Buenaventura	3	2	0	1	0	184:18	9	2.93	0.913

# Calgary Hitmen vs Lethbridge Hurricanes Head to Head

## Team Game Highs and Lows

	Calgary Hitmen			Lethbridge Hurricanes		
Goals	Nov. 11	at EDM	10	Nov. 17	at VIC	8
Assists	Nov. 11	at EDM	17	Nov. 17	at VIC	14
Points	Nov. 11	at EDM	27	Nov. 17	at VIC	22
Penalty Minutes	Nov. 25	EDM	58	Sep. 22	SC	25
Minors	Oct. 13	at PA	11	Sep. 29	at EDM	9
				Oct. 9	at EDM	9
Majors	Oct. 20	SEA	2	Nov. 8	PA	2
	Oct. 28	RD	2			
	Nov. 11	at EDM	2			
	Nov. 25	EDM	2			
Shots	Nov. 25	EDM	54	Oct. 1	at EDM	44
Power Play Goals	Nov. 11	at EDM	4	Oct. 9	at EDM	3
Goals By Both Teams	Nov. 11	at EDM	12	Oct. 1	at EDM	13
Goals in 1st	Nov. 10	EDM	3	Oct. 25	SEA	3
	Nov. 11	at EDM	3	Nov. 17	at VIC	3
Goals in 2nd	Oct. 28	RD	4	Nov. 22	at KAM	5
	Oct. 29	POR	4			
	Nov. 11	at EDM	4			
Goals in 3rd	Oct. 22	LET	3	Oct. 1	at EDM	4
	Oct. 28	RD	3			
	Nov. 11	at EDM	3			
Short Handed Goals	Oct. 29	POR	2	Sep. 23	at SC	1
				Nov. 21	at KEL	1
Winning Margin	Nov. 11	at EDM	8	Oct. 25	SEA	5
				Nov. 17	at VIC	5
Most PIM	Nov. 25	EDM	54	Oct. 25	SEA	27
Most Shots	Nov. 25	EDM	54	Oct. 1	at EDM	44
Most Shots in 1st	Nov. 25	EDM	24	Oct. 6	MJ	18
Most Shots in 2nd	Nov. 5	MJ	26	Oct. 22	at CGY	18
Most Shots in 3rd	Nov. 10	EDM	23	Oct. 1	at EDM	17
Fewest Shots	Sep. 23	at MH	25	Oct. 14	at REG	20
	Nov. 28	at RD	25	Nov. 1	EVT	20
Fewest Shots in 1st	Nov. 18	at RD	5	Nov. 8	PA	7
Fewest Shots in 2nd	Sep. 23	at MH	5	Nov. 1	EVT	2
	Nov. 28	at RD	5			
Fewest Shots in 3rd	Oct. 27	at LET	8	Nov. 10	WEN	4
	Oct. 29	POR	8			
Most Saves	Oct. 29	POR	58	Nov. 10	WEN	41
Most Saves in 1st	Oct. 29	POR	18	Oct. 11	BDN	17
Most Saves in 2nd	Nov. 3	EVT	19	Oct. 9	at EDM	18
Most Saves in 3rd	Oct. 29	POR	24	Nov. 10	WEN	22
Most Saves in 4th	Oct. 29	POR	58	Nov. 10	WEN	41

## Schedule

Date			
Oct. 18	Calgary 2	at Lethbridge 3	Final OT
Oct. 22	Lethbridge 3	at Calgary 4	Final

Oct. 27	Calgary 4	at Lethbridge 3	Final OT
Nov. 29	Calgary	at Lethbridge	7:00 pm MST
Feb. 3	Calgary	at Lethbridge	6:00 pm MST
Feb. 25	Lethbridge	at Calgary	2:00 pm MST
Mar. 17	Lethbridge	at Calgary	4:00 pm MDT

## Calgary Hitmen Player Game By Game (1/4)

### Player Game by Game Report

Date	Opp.	2 Williams	4 LaPlante	6 Greenway	8 Chichkin	9 Hamilton	10 Fawcett	12 Pisarczyk
Sep. 22	Medicine Hat	0 0 0 -1	-	-	0 0 0 0	0 1 2 0	0 0 1 -2	-
Sep. 23	at Medicine Hat	0 0 0 2	-	-	0 0 2 -2	0 0 0 -2	0 0 1 0	0 1 1 0
Sep. 29	at Swift Current	0 0 1 0	-	-	-	0 0 0 -1	-	-
Oct. 1	Saskatoon	-	-	-	0 0 1 0	0 0 0 1	1 0 3 1	0 0 1 0
Oct. 7	at Brandon	0 0 2 0	-	-	0 0 1 1	0 2 3 -1	0 1 0 1	0 0 2 0
Oct. 10	at Moose Jaw	0 0 1 -1	-	-	0 0 1 1	0 1 2 -2	0 1 1 -2	0 1 1 -1
Oct. 11	at Regina	0 0 0 -2	-	-	0 0 3 -1	1 0 1 0	0 1 0 1	-
Oct. 13	at Prince Albert	0 0 0 0	-	-	0 0 1 -1	0 0 1 -4	0 0 0 -3	-
Oct. 14	at Saskatoon	0 0 0 0	-	-	0 0 0 0	0 0 0 0	0 0 2 0	0 0 1 0
Oct. 18	at Lethbridge	0 0 0 0	-	1 0 4 0	0 0 1 -1	0 0 1 0	0 0 1 -1	0 0 3 0
Oct. 20	Seattle	0 0 2 0	-	0 0 1 -1	0 0 1 -2	1 0 4 1	0 0 2 -1	0 0 0 0
Oct. 22	Lethbridge	0 0 1 0	-	0 0 3 0	0 0 1 1	0 0 0 0	0 0 2 0	-
Oct. 27	at Lethbridge	0 0 2 -1	-	0 0 0 -1	0 0 2 0	1 0 1 2	0 0 2 -1	0 0 0 -1
Oct. 28	Red Deer	0 1 2 0	-	1 0 2 3	0 0 0 0	1 0 3 3	0 2 1 0	0 0 0 2
Oct. 29	Portland	0 3 0 4	-	0 0 3 1	-	0 0 1 -1	0 0 0 0	0 0 1 1
Nov. 3	Everett	0 0 1 -1	-	1 0 2 -2	0 0 1 -1	-	0 0 1 1	0 0 1 1
Nov. 5	Moose Jaw	1 0 3 2	-	0 0 3 0	0 0 3 0	-	0 1 1 1	0 0 3 0
Nov. 10	Edmonton	1 0 3 1	0 1 1 1	0 0 5 1	0 1 3 1	-	0 0 2 0	0 1 0 1
Nov. 11	at Edmonton	0 2 2 1	-	0 1 1 0	0 1 1 3	-	-	0 0 0 3
Nov. 17	Red Deer	0 0 1 0	-	0 0 3 -2	0 0 3 0	-	0 0 3 0	0 0 2 0
Nov. 18	at Red Deer	0 0 0 0	0 0 1 0	0 0 1 0	0 0 2 0	-	1 0 3 1	0 0 2 -2
Nov. 25	Edmonton	1 0 4 2	-	0 1 2 0	0 1 2 3	-	1 0 4 2	0 2 1 0
Nov. 28	at Red Deer	0 0 1 1	-	0 1 0 -1	0 0 1 0	-	1 1 1 1	0 0 1 -1

*Player Stats (G, A, Shots, -/-) Goalie Stats (GA, SVS, Decision)*



## Calgary Hitmen Player Game By Game (2/4)

### Player Game by Game Report

Date	Opp.	14 Marinkovic	15 Muranov	16 Wetsch	17 Adaszynski	18 Moore	19 Tschigerl	22 Galloway
Sep. 22	Medicine Hat	0 0 0 0	0 0 2 0	0 0 2 0	0 0 3 0	0 0 1 -1	-	-
Sep. 23	at Medicine Hat	0 0 1 0	0 1 3 0	0 1 1 0	1 0 1 0	0 0 0 0	-	-
Sep. 29	at Swift Current	0 0 2 0	0 0 1 0	0 0 2 0	0 0 1 -1	0 0 2 0	0 0 2 -1	0 0 0 0
Oct. 1	Saskatoon	-	0 0 2 1	0 0 4 0	0 0 1 0	0 0 0 0	0 1 4 0	0 0 2 0
Oct. 7	at Brandon	-	-	0 2 4 1	0 0 4 1	0 0 2 0	2 1 4 1	0 1 5 1
Oct. 10	at Moose Jaw	-	0 0 3 0	0 0 3 0	0 0 3 0	1 0 1 -1	0 1 4 -1	0 0 1 1
Oct. 11	at Regina	-	0 1 6 1	1 0 3 -1	0 1 2 1	1 0 1 1	0 0 3 -1	0 0 2 -1
Oct. 13	at Prince Albert	-	0 0 1 -1	0 0 0 -2	0 0 4 0	0 0 0 -1	0 1 3 -3	0 0 1 -3
Oct. 14	at Saskatoon	-	0 0 3 0	0 0 0 -1	0 0 1 -1	0 0 2 0	0 0 6 -1	0 0 1 0
Oct. 18	at Lethbridge	-	0 0 2 1	0 0 4 -2	0 0 2 0	1 0 1 0	0 1 5 -2	0 0 0 -1
Oct. 20	Seattle	-	0 0 4 0	0 0 0 -2	0 0 3 0	0 0 1 -1	0 1 2 0	0 1 1 -1
Oct. 22	Lethbridge	-	0 1 4 1	1 0 2 1	0 0 1 0	0 1 1 1	1 2 4 0	0 0 2 1
Oct. 27	at Lethbridge	-	0 0 2 0	0 0 3 1	0 0 3 1	0 0 1 0	0 3 1 1	0 0 2 0
Oct. 28	Red Deer	-	0 0 3 -1	0 2 4 1	1 0 3 0	0 0 2 0	0 2 3 2	0 1 3 1
Oct. 29	Portland	-	1 0 2 2	0 0 2 0	1 2 4 3	0 2 1 1	2 0 5 1	1 2 2 2
Nov. 3	Everett	-	0 0 5 0	0 0 0 -3	0 0 3 -3	0 0 1 0	1 0 4 -1	0 0 1 -1
Nov. 5	Moose Jaw	-	-	1 0 1 1 1	0 0 2 0	0 0 1 0	0 1 5 1	0 0 1 0
Nov. 10	Edmonton	-	0 0 3 0	1 0 3 0	0 1 6 0	0 0 0 0	0 1 1 2	-
Nov. 11	at Edmonton	-	2 0 4 2	2 0 6 1	1 1 1 1	0 0 1 1	2 2 4 4	0 2 1 1
Nov. 17	Red Deer	-	0 0 1 0	0 0 5 -1	0 0 2 0	-	0 0 2 -2	0 0 0 0
Nov. 18	at Red Deer	-	0 0 0 0	0 2 3 2	0 0 2 -1	0 0 4 -2	1 0 2 0	-
Nov. 25	Edmonton	-	0 1 1 1	2 1 1 1 3	0 1 4 0	0 0 2 -1	0 1 5 0	0 0 0 2
Nov. 28	at Red Deer	-	0 0 0 1	0 1 3 -1	0 0 3 -1	0 0 1 -1	0 0 1 0	0 0 2 -1

*Player Stats (G, A, Shots, -/-) Goalie Stats (GA, SVS, Decision)*

## Calgary Hitmen Player Game By Game (3/4)

### Player Game by Game Report

Date	Opp.	23 Kindel	26 Yakemchuk	27 Leonard	27 Spizawka	28 Mayes	32 Hoilett	34 Valliant
Sep. 22	Medicine Hat	1 0 3 -1	0 0 3 0	-	0 0 0 -1	0 1 3 1	0 0 7 0	0 0 0 -1
Sep. 23	at Medicine Hat	0 1 2 0	1 0 4 2	-	0 0 0 0	0 0 0 0	0 0 2 0	0 0 1 0
Sep. 29	at Swift Current	0 0 0 0	0 0 3 -1	-	0 0 0 0	-	0 0 3 0	0 0 4 0
Oct. 1	Saskatoon	0 1 1 1	1 1 5 1	-	-	0 0 1 1	0 0 1 0	-
Oct. 7	at Brandon	1 0 2 0	0 0 0 -1	-	-	0 0 0 1	0 0 1 0	0 0 0 0
Oct. 10	at Moose Jaw	0 0 0 -1	0 0 5 -2	-	-	-	0 0 1 0	1 1 2 -1
Oct. 11	at Regina	0 1 1 -2	0 2 5 0	0 0 0 2	-	-	0 1 1 1	0 0 0 0
Oct. 13	at Prince Albert	0 0 1 1	1 1 5 0	0 0 0 0	-	-	0 0 1 -1	0 0 1 1
Oct. 14	at Saskatoon	0 0 3 0	0 0 5 -1	0 0 0 0	-	-	0 0 2 0	0 0 2 0
Oct. 18	at Lethbridge	0 0 3 0	0 1 4 -1	-	-	-	0 0 1 1	0 0 0 -2
Oct. 20	Seattle	0 0 1 0	0 1 4 -1	-	-	-	0 0 0 0	0 0 1 0
Oct. 22	Lethbridge	0 3 1 0	1 1 8 0	0 0 0 0	-	0 0 0 0	0 0 0 0	0 0 2 0
Oct. 27	at Lethbridge	0 2 3 1	0 1 4 1	-	-	-	0 0 0 0	0 1 2 -1
Oct. 28	Red Deer	1 1 2 2	1 1 5 2	-	-	-	0 0 3 0	0 1 1 1
Oct. 29	Portland	0 0 2 -1	0 1 1 2	0 0 0 -2	-	0 0 1 0	-	0 0 2 -1
Nov. 3	Everett	0 1 4 -1	2 2 8 0	0 0 0 -1	-	-	0 0 2 0	0 2 3 1
Nov. 5	Moose Jaw	0 1 6 1	0 0 3 0	0 0 0 2	-	0 0 2 0	0 0 1 0	0 1 0 1
Nov. 10	Edmonton	1 3 2 3	1 2 7 1	0 0 0 1	-	-	0 0 3 0	0 0 1 0
Nov. 11	at Edmonton	1 1 2 1	1 0 6 2	0 0 3 0	-	0 1 2 -1	0 0 1 0	0 1 0 0
Nov. 17	Red Deer	0 0 5 -2	0 0 6 -2	0 0 1 0	-	0 0 1 0	0 0 1 0	0 0 1 0
Nov. 18	at Red Deer	0 1 2 0	0 0 3 1	0 0 1 -2	-	0 0 0 0	-	0 0 0 -1
Nov. 25	Edmonton	0 1 2 1	1 0 4 0	0 0 0 1	-	1 0 5 2	0 0 1 1	0 1 3 2
Nov. 28	at Red Deer	0 0 0 0	1 0 6 -1	0 0 1 1	-	0 0 0 1	0 0 0 1	1 0 2 0

*Player Stats (G, A, Shots, -/-) Goalie Stats (GA, SVS, Decision)*

## Calgary Hitmen Player Game By Game (4/4)

### Player Game by Game Report

Date	Opp.	37 Tulk	29 Buenaventura	31 Garrett
Sep. 22	Medicine Hat	-	4 33 L	
Sep. 23	at Medicine Hat	-	3 0	1 23 L
Sep. 29	at Swift Current	0 0 3 0	3 26 L	
Oct. 1	Saskatoon	1 0 2 -1		2 27 W
Oct. 7	at Brandon	0 0 0 0	3 25 W	
Oct. 10	at Moose Jaw	1 0 3 0		5 23 L
Oct. 11	at Regina	0 0 1 -2	5 28 L	
Oct. 13	at Prince Albert	1 1 7 0		7 28 L
Oct. 14	at Saskatoon	0 0 1 -1	1 25 L	
Oct. 18	at Lethbridge	0 0 4 0	3 32 OTL	
Oct. 20	Seattle	1 1 3 0	3 28 OTL	
Oct. 22	Lethbridge	1 0 3 0	3 34 W	
Oct. 27	at Lethbridge	2 0 3 1	3 28 W	
Oct. 28	Red Deer	1 2 6 2		4 32 W
Oct. 29	Portland	1 0 3 -1	4 58 W	
Nov. 3	Everett	0 1 1 -1	5 39 L	
Nov. 5	Moose Jaw	0 0 3 1	1 30 W	
Nov. 10	Edmonton	2 2 4 3	1 36 W	
Nov. 11	at Edmonton	1 3 2 3		2 30 W
Nov. 17	Red Deer	0 0 2 -2	2 27 L	
Nov. 18	at Red Deer	0 1 1 1	3 43 L	
Nov. 25	Edmonton	1 0 3 0	3 37 W	
Nov. 28	at Red Deer	0 1 2 -1	4 27 OTL	

*Player Stats (G, A, Shots, -/-) Goalie Stats (GA, SVS, Decision)*

## Lethbridge Hurricanes Player Game By Game (1/4)

### Player Game by Game Report

Date	Opp.	2 McCutcheon	3 Pauls	4 Adair	6 Tipler	7 Arntsen	8 Chadwick	9 Doyle
Sep. 22	Swift Current	1 1 2 1	-	0 0 2 0	0 2 1 3	-	-	0 0 2 1
Sep. 23	at Swift Current	0 0 1 0	-	0 0 0 -1	0 1 0 1	-	-	0 2 1 3
Sep. 29	at Edmonton	0 1 2 1	0 1 1 1	-	-	0 0 1 -1	0 1 2 0	0 1 0 -1
Oct. 1	at Edmonton	0 0 2 -2	0 1 3 -3	-	-	0 2 4 0	1 0 3 -1	0 0 1 0
Oct. 6	Moose Jaw	1 0 2 2	1 0 5 1	-	-	0 0 4 2	0 1 2 2	0 0 1 1
Oct. 7	at Red Deer	0 0 0 0	0 0 0 0	-	-	0 1 2 -1	0 1 4 1	0 0 4 -3
Oct. 9	at Edmonton	0 0 3 0	0 0 1 0	-	-	1 0 1 0	0 1 0 1	0 1 1 0
Oct. 11	Brandon	0 0 2 0	0 0 1 0	-	-	0 0 4 -1	0 0 4 0	0 0 0 -1
Oct. 13	at Moose Jaw	0 1 5 -1	0 0 1 -2	-	-	0 0 1 -2	1 1 4 0	0 0 3 0
Oct. 14	at Regina	0 0 2 -2	0 0 0 -1	-	-	0 0 1 -1	0 0 1 -1	0 0 1 0
Oct. 18	Calgary	0 1 1 0	0 0 2 1	-	0 0 1 -1	0 0 1 1	1 1 4 3	0 0 0 0
Oct. 20	Red Deer	0 0 1 0	1 0 3 2	-	-	0 1 2 0	0 1 2 1	0 0 1 1
Oct. 22	at Calgary	0 1 7 0	0 0 4 0	-	-	0 1 1 0	0 1 1 -1	0 0 0 -1
Oct. 25	Seattle	0 0 0 0	0 1 3 3	-	-	0 2 1 2	0 0 2 2	0 1 2 3
Oct. 27	Calgary	0 1 3 0	0 0 3 1	-	-	0 0 2 -1	0 1 1 0	0 0 1 -1
Nov. 1	Everett	0 0 1 0	0 0 1 0	-	0 0 2 0	0 0 0 -2	0 1 1 0	0 0 1 -2
Nov. 3	at Medicine Hat	0 3 1 0	0 1 4 0	-	0 0 0 -1	0 0 0 -1	1 0 3 1	0 0 4 0
Nov. 4	Portland	0 0 2 -1	0 0 0 -1	-	0 0 0 0	0 0 2 0	0 0 2 0	0 0 1 0
Nov. 8	Prince Albert	0 0 2 -1	0 0 2 2	-	0 0 0 0	0 0 2 -1	0 1 2 1	0 0 3 -2
Nov. 10	Wenatchee	0 1 0 1	0 0 0 2	-	0 0 1 2	0 0 0 1	0 0 0 1	0 1 1 1
Nov. 17	at Victoria	0 2 1 3	0 1 2 2	-	-	0 1 0 -2	1 0 2 3	0 1 1 -2
Nov. 18	at Vancouver	0 0 2 -1	0 0 1 0	-	-	0 0 0 1	1 0 5 0	0 1 0 1
Nov. 21	at Kelowna	0 0 1 -1	0 0 0 -2	-	-	0 0 2 -1	0 0 2 -1	0 0 2 0
Nov. 22	at Kamloops	0 0 0 -1	0 2 0 3	-	-	0 0 0 2	0 2 1 -1	0 0 2 2
Nov. 24	at Prince George	0 0 0 -1	0 0 0 1	-	-	2 0 2 1	0 0 2 -1	0 1 1 0

*Player Stats (G, A, Shots, -/-) Goalie Stats (GA, SVS, Decision)*

## Lethbridge Hurricanes Player Game By Game (2/4)

### Player Game by Game Report

Date	Opp.	10 Astashevich	11 Cozens	12 Gizowski	14 Marques	15 Wilke	16 Renas	17 Sharpe
Sep. 22	Swift Current	0 0 0 0	0 0 2 1	0 0 1 0	0 1 6 0	0 0 2 1	-	0 0 0 0
Sep. 23	at Swift Current	-	0 0 1 -1	-	0 1 2 0	1 1 4 2	0 0 1 0	0 1 4 2
Sep. 29	at Edmonton	-	0 0 1 0	0 0 1 0	0 0 4 -1	0 0 3 0	0 0 0 0	0 0 0 0
Oct. 1	at Edmonton	1 0 2 1	0 2 3 -1	-	1 0 6 -2	0 0 1 -1	2 1 4 -1	0 0 1 -1
Oct. 6	Moose Jaw	-	0 0 3 0	0 0 2 0	0 2 2 3	0 1 3 1	0 0 1 0	0 0 0 0
Oct. 7	at Red Deer	-	0 0 0 -1	0 0 2 -1	0 0 2 0	0 0 1 -1	0 0 2 -1	0 0 2 -1
Oct. 9	at Edmonton	-	0 0 0 0	1 0 4 2	1 1 1 0	0 0 1 0	0 0 1 0	0 1 3 1
Oct. 11	Brandon	-	0 0 0 0	0 0 1 0	0 0 7 0	0 0 0 0	0 0 2 0	0 0 1 0
Oct. 13	at Moose Jaw	-	-	0 0 0 -1	1 1 3 -1	1 0 2 1	0 1 3 1	0 0 0 0
Oct. 14	at Regina	-	0 0 0 0	0 0 1 0	0 0 1 -1	1 0 2 -1	0 0 0 -1	0 0 1 1
Oct. 18	Calgary	-	0 0 3 0	0 0 1 1	1 1 8 2	0 0 0 -1	0 0 1 0	-
Oct. 20	Red Deer	-	0 0 2 0	0 0 1 0	0 2 1 2	1 1 2 1	0 0 2 0	0 0 1 0
Oct. 22	at Calgary	-	0 0 2 0	0 0 2 0	0 0 2 -1	0 1 2 0	1 0 3 1	0 0 1 -1
Oct. 25	Seattle	-	0 0 0 1	2 0 4 2	0 0 2 1	0 1 0 2	0 1 0 1	0 0 3 0
Oct. 27	Calgary	-	0 0 0 1	1 0 1 1	0 0 5 -1	0 1 1 0	0 0 2 -1	0 1 2 0
Nov. 1	Everett	-	-	0 0 1 -1	0 1 1 -1	0 0 2 0	0 0 0 0	-
Nov. 3	at Medicine Hat	-	-	0 0 3 0	0 0 2 0	0 0 2 0	0 0 2 -1	-
Nov. 4	Portland	-	-	1 0 2 1	0 0 1 -2	0 0 0 0	0 0 1 0	-
Nov. 8	Prince Albert	-	-	1 0 2 1	0 1 2 0	0 0 1 0	0 0 3 0	-
Nov. 10	Wenatchee	-	-	2 0 3 1	2 0 3 2	0 1 1 1	0 1 0 1	-
Nov. 17	at Victoria	-	-	1 0 4 -1	1 3 3 3	0 0 3 -1	0 0 2 -1	0 0 0 1
Nov. 18	at Vancouver	-	0 1 1 0	2 0 3 1	0 0 1 -2	0 0 2 -1	0 0 0 0	0 0 4 0
Nov. 21	at Kelowna	-	-	0 0 2 -1	0 0 2 0	0 0 2 -1	0 0 0 -1	0 0 1 -1
Nov. 22	at Kamloops	-	0 0 2 0	1 0 5 0	1 2 2 2	0 1 1 1	-	0 0 1 3
Nov. 24	at Prince George	-	-	0 1 2 1	1 2 4 2	-	0 0 0 -2	0 0 0 0

*Player Stats (G, A, Shots, -/-) Goalie Stats (GA, SVS, Decision)*

# Lethbridge Hurricanes Player Game By Game (3/4)

## Player Game by Game Report

Date	Opp.	18 Wormald	19 Edwards	20 Petersen	21 Zimmer	22 Lesiuk	23 Dereniwsky	24 Cairns
Sep. 22	Swift Current	1 0 2 1	0 1 3 1	-	0 0 3 -1	-	0 0 1 0	-
Sep. 23	at Swift Current	1 1 1 2	2 0 2 4	-	1 0 4 0	-	0 0 1 2	-
Sep. 29	at Edmonton	0 1 6 -1	0 0 1 -1	-	1 1 5 1	-	1 0 2 1	-
Oct. 1	at Edmonton	0 1 3 -2	0 1 0 -2	-	0 0 6 -1	-	0 0 2 -1	-
Oct. 6	Moose Jaw	0 2 6 3	1 1 2 3	-	1 0 3 1	-	0 1 2 1	-
Oct. 7	at Red Deer	0 0 4 1	1 0 4 1	-	0 0 3 -2	-	0 0 1 -2	-
Oct. 9	at Edmonton	0 1 3 0	0 0 3 0	-	0 1 1 0	-	2 0 2 2	-
Oct. 11	Brandon	0 0 3 -1	0 0 4 -1	-	0 0 2 0	-	0 0 2 0	-
Oct. 13	at Moose Jaw	0 1 1 0	0 1 3 -1	-	0 0 1 -1	-	0 0 1 -1	0 0 0 -1
Oct. 14	at Regina	0 0 2 -1	0 0 1 -1	-	0 1 4 1	-	-	0 0 0 -1
Oct. 18	Calgary	1 0 5 1	0 2 3 2	-	0 0 1 -1	-	-	-
Oct. 20	Red Deer	-	2 0 3 2	-	0 0 4 0	-	-	-
Oct. 22	at Calgary	-	0 0 0 -2	-	1 0 3 1	-	-	0 0 1 0
Oct. 25	Seattle	-	0 1 6 1	-	1 0 1 2	-	-	0 0 0 1
Oct. 27	Calgary	-	1 0 2 0	-	0 1 3 0	-	-	0 0 0 1
Nov. 1	Everett	-	0 0 1 0	-	0 0 2 -1	-	-	0 0 0 -1
Nov. 3	at Medicine Hat	-	1 1 4 0	-	1 0 2 1	-	-	0 0 3 0
Nov. 4	Portland	-	0 1 4 -1	0 0 0 0	0 0 4 0	-	-	0 0 0 -1
Nov. 8	Prince Albert	-	-	-	0 0 1 0	0 0 0 0	-	0 0 1 0
Nov. 10	Wenatchee	-	-	-	0 1 3 2	0 0 0 0	-	-
Nov. 17	at Victoria	1 1 1 3	3 1 3 3	-	1 1 5 3	-	0 0 0 3	-
Nov. 18	at Vancouver	0 1 2 1	0 1 3 1	-	0 0 3 0	-	0 0 3 2	-
Nov. 21	at Kelowna	1 0 2 1	0 0 5 0	-	0 0 6 -1	-	0 0 0 -1	-
Nov. 22	at Kamloops	1 3 4 3	2 0 7 2	-	1 1 4 2	-	-	-
Nov. 24	at Prince George	0 1 1 1	0 1 1 2	-	0 0 3 -2	-	0 0 3 -1	-

Player Stats (G, A, Shots, -/-) Goalie Stats (GA, SVS, Decision)

# Lethbridge Hurricanes Player Game By Game (4/4)

## Player Game by Game Report

Date	Opp.	25 Andresen	26 Swetlikoff	27 Knoester	28 Braillard	29 Ward	31 Smith	35 Meneghin
Sep. 22	Swift Current	-	0 0 2 1	0 1 2 1	-	1 0 1 1		1 40 W
Sep. 23	at Swift Current	-	0 0 4 0	0 0 1 0	-	0 0 1 0		2 24 W
Sep. 29	at Edmonton	-	0 0 1 0	0 0 1 0	-	1 0 2 1		3 32 W
Oct. 1	at Edmonton	-	0 1 2 0	-	-	0 0 1 1	6 21 L	
Oct. 6	Moose Jaw	-	0 0 1 0	0 0 2 0	-	0 0 1 0		0 26 W
Oct. 7	at Red Deer	-	0 0 0 0	0 0 2 0	-	0 0 1 0		3 26 L
Oct. 9	at Edmonton	-	0 1 2 0	0 0 0 0	-	0 1 2 -1		2 38 W
Oct. 11	Brandon	-	0 0 1 0	0 0 1 0	-	0 0 1 0		1 33 OTL
Oct. 13	at Moose Jaw	-	0 0 1 -1	0 0 1 1	-	0 0 0 -1		4 27 L
Oct. 14	at Regina	-	0 0 2 0	0 1 1 -1	-	0 0 0 -1	0 18	2 5 L
Oct. 18	Calgary	0 0 1 0	0 0 2 1	0 0 1 -1	-	0 1 0 1	-	2 37 W
Oct. 20	Red Deer	0 0 0 0	0 1 1 1	0 0 0 0	0 2 1 0	0 0 0 0		1 24 W
Oct. 22	at Calgary	0 0 0 0	1 0 5 0	-	0 2 1 0	0 0 2 -1	4 31 L	
Oct. 25	Seattle	-	0 0 1 1	1 1 3 2	1 0 2 1	0 0 1 0		0 22 W
Oct. 27	Calgary	-	0 0 1 -3	1 0 2 1	0 1 2 0	0 0 0 -1		4 28 OTL
Nov. 1	Everett	0 0 0 -1	0 0 3 0	0 0 1 0	1 0 3 -1	0 0 0 0		5 24 L
Nov. 3	at Medicine Hat	0 1 0 -1	0 1 2 1	0 0 0 -1	1 1 4 0	0 0 0 0		3 22 W
Nov. 4	Portland	-	0 0 1 0	0 1 2 1	0 0 1 0	0 0 0 -2		2 28 L
Nov. 8	Prince Albert	-	0 1 1 -1	0 1 0 0	1 0 4 0	0 0 0 0		3 27 L
Nov. 10	Wenatchee	0 0 1 1	1 0 2 2	0 1 0 1	0 1 4 1	0 0 3 0		1 41 W
Nov. 17	at Victoria	0 0 1 -2	0 0 0 -2	-	0 3 2 3	0 0 1 -1		3 25 W
Nov. 18	at Vancouver	-	0 0 4 0	-	1 1 5 0	0 1 2 1		3 18 W
Nov. 21	at Kelowna	0 0 1 0	0 0 4 -2	-	0 0 1 -1	0 0 2 -2		3 23 L
Nov. 22	at Kamloops	0 1 1 1	0 0 0 0	0 1 3 0	1 0 2 2	0 0 0 0	3 36 W	
Nov. 24	at Prince George	0 0 0 1	0 0 1 -1	1 0 4 1	0 1 1 -1	0 0 0 0		6 25 L

Player Stats (G, A, Shots, -/-) Goalie Stats (GA, SVS, Decision)