

Lethbridge Hurricanes vs. Swift Current Broncos

(GAME 4 – SC leads 3-0)

April 3rd, 2024 – 7:00pm

ENMAX Centre



Officials

Referee: #53 Corey KOOP, #93 Mason STEWART

Linesmen: #87 Mike ROBERTS, #140 Logan PARSONS

VGJ: Dave SHAW

Around the WHL

GAME 4 – Medicine Hat at Red Deer (RD leads 2-1)

GAME 4 – Saskatoon at Prince Albert (SAS leads 2-1)

GAME 3 – Moose Jaw at Brandon (MJ leads 2-0)

GAME 4 – Prince George at Spokane (PG leads 3-0)

GAME 4 – Portland at Victoria (POR leads 3-0)

GAME 4 – Wenatchee at Kelowna (KEL leads 2-1)


GAME 3 – Everett at Vancouver (Series tied 1-1)




GAME 4 - LETHBRIDGE HURRICANES vs. SWIFT CURRENT BRONCOS - APRIL 3, 2024 (SC leads 3-0)









REFEREES:	#53 Corey KOOP, #93 Mason STEWART	LINESMEN:	#87 Mike ROBERTS, #140 Logan PARSONS	VGJ	Dave SHAW
-----------	-----------------------------------	-----------	--------------------------------------	-----	-----------



LETHBRIDGE HURRICANES
Home: 0-1 / Road: 0-2



#	PLAYER	HT	WT	POS	YOB	GP	G	A	PTS	+/-	PIM
2	LOGAN McCUTCHEON	5'9	157	D	(04)	3	0	0	0	+1	0
4	CARSEN ADAIR * (AP)	6'2	177	D	(07)	0	0	0	0	0	0
6	KALE TIPLER *	5'10	150	D	(06)	2	0	0	0	-1	0
7	JOE ARNTSEN ** (C)	6'3	211	D	(03)	3	0	2	2	E	2
8	NOAH CHADWICK (A) 	6'4	200	D	(05)	3	0	1	1	+1	2
9	TRISTEN DOYLE	5'9	180	D	(06)	3	0	1	1	-1	2
10	DYLAN SYDOR **	5'10	170	F	(03)	3	1	0	1	-1	0
11	LUKE COZENS *	6'0	162	F	(06)	1	0	0	0	E	2
12	KOOPER GIZOWSKI	6'0	169	F	(05)	3	0	0	0	E	0
14	MIGUEL MARQUES 	5'11	172	F	(06)	1	0	1	1	E	2
15	TRAE WILKE 	6'0	190	F	(06)	1	0	0	0	E	0
16	SEAN TSCHIGERL ** (A)	6'1	191	F	(03)	3	2	1	3	+3	2
17	WILL SHARPE *	6'0	190	D	(07)	3	0	0	0	-2	0
18	LOGAN WORMALD	5'9	153	F	(05)	3	0	0	0	-2	2
19	BRAYDEN EDWARDS 	6'1	185	F	(04) L	3	1	0	1	-1	6
21	OWEN NELSON * (AP)	6'1	175	F	(07)	2	0	0	0	+1	0
22	HAYDEN PAKKALA	6'1	193	F	(04)	3	1	0	1	-2	2
23	CARTER DERENIWSKY	5'10	170	F	(04)	3	0	0	0	-2	2
24	BRAEDEN WYNNE	6'2	175	D	(04)	2	0	0	0	E	0
25	KASH ANDRESEN *	6'1	165	F	(07)	3	0	0	0	E	0
27	ELIAS KNOESTER *	5'10	164	F	(05) L	0	0	0	0	0	0
28	LEO BRAILLARD	5'10	172	F	(05)	3	1	1	2	+4	6
29	LANDEN WARD * 	6'3	205	F	(06)	3	0	0	0	E	4

#	PLAYER	HT	WT	POS	YOB	GP	REC	GAA	SV%	SO
30	KOEN CLEAVER * (AP)	6'2	185	G	(07)	0	0	0	0	0
31	BRADY SMITH *	6'1	190	G	(05)	1	0-0	2.07	.929	0
35	HARRISON MENEGHIN 	6'3	170	G	(04)	3	0-3	4.15	.886	0

L = Late Birthday * = Rookie ** = Overage

General Manager: Peter Anholt

Head Coach: Bill Peters

Assistant Coach/Assistant GM: Matt Anholt

Assistant Coach: Ryan Aasman

Video Coach: Drew Owsley


Goaltending Consultant: Brodan Salmond

Skills & Development Coach: Charlie Mattersdorfer


Strength & Conditioning Coach: Trevor Hardy








Athletic Therapist: Marty Palechuk


Equipment Manager: Rhett White



SWIFT CURRENT BRONCOS
Home: 2-0 / Road: 1-0



#	PLAYER	HT	WT	POS	YOB	GP	G	A	PTS	+/-	PIM
2	ZACH TURNER	6'2	192	D	(04)	1	0	0	0	E	0
3	JACE McFAUL * (AP)	5'9	157	D	(07)	0	0	0	0	0	0
4	PEYTON KETTLES *	6'4	185	D	(07)	3	0	0	0	E	0
6	RYAN McCLEARY **	6'3	182	D	(03)	3	1	2	3	+4	0
7	TYSON GALLOWAY ** (C)	6'4	200	D	(03)	3	0	0	0	+5	0
10	MATHEW WARD (A)	5'8	175	F	(04)	2	0	2	2	E	6
12	RYLAN GOULD	5'10	183	F	(05)	3	0	0	0	-2	4
13	LUKE MISTELBACHER 	6'0	190	F	(05) L	3	3	3	6	+2	0
14	CONNOR GABRIEL	6'2	179	F	(05)	3	0	1	1	E	0
15	TY COUPLAND *	5'10	161	F	(07)	3	0	2	2	-1	2
16	BRADY BIRNIE	5'8	159	F	(05)	3	0	1	1	+1	0
18	DAWSON GERWING *	6'3	220	F	(06)	3	0	0	0	E	2
19	CALEB WYROSTOK **	5'9	172	F	(03)	3	1	0	1	+1	4
20	JAKUB DVORAK * 	6'5	203	F	(05)	3	0	0	0	-4	0
21	CONNOR HVIDSTON 	6'2	185	F	(04)	3	1	2	3	-3	0
24	JOSH FILMON (A) 	6'3	170	F	(04)	3	2	1	3	-3	0
25	CLARKE CASWELL 	5'11	170	F	(06)	3	1	4	5	+2	2
27	OWEN PICKERING 	6'4	185	D	(04)	3	0	2	2	-4	0
29	VAN EGER (AP)	6'0	180	F	(05)	0	0	0	0	0	0
34	PETR PAVELEC *	6'5	207	F	(05)	1	0	1	1	E	0
38	GRAYSON BURZYNSKI	6'3	203	D	(05)	2	0	0	0	E	4
96	CONOR GEEKIE (A) 	6'4	197	F	(04)	3	3	1	4	+2	2

#	PLAYER	HT	WT	POS	YOB	GP	REC	GAA	SV%	SO
30	REID DYCK 	6'5	193	G	(04)	3	3-0	2.00	.938	1
35	JOEY ROCHA	6'2	183	G	(05)	0	0	0	0	0

L = Late Birthday * = Rookie ** = Overage

General Manager: Chad Leslie

Interim Head Coach: Taras McEwen

Assistant Coach/Skills Dev.: Regan Darby

Assistant Coach: Zack Smith

Skills Development Coach: Travis Moen

Goalie Coach: David Rathjen

Athletic Therapist: Matt Zoltek

Equipment Manager: Darien Engelhardt

* BOLD/HIGHLIGHTED INDICATES STARTING LINE-UP + INDICATES GAME-TIME DECISION

* BOLD/HIGHLIGHTED INDICATES STARTING LINE-UP + INDICATES GAME-TIME DECISION



LETHBRIDGE HURRICANES HOCKEY CLUB



2023-2024 REGULAR SEASON ROSTER

As of Jan. 10, 2024

NO	FORWARDS (15)	POS	SH	HT	WT	HOMETOWN	D.O.B	2022-2023 SEASON	LEAGUE	GP	G	A	PTS	PIM	DRAFT	PRONUNCIATION
10	Sydor, Dylan **	RW	R	5'10	170	Kamloops, BC	Apr. 7/03	Kamloops Blazers	WHL	68	12	16	28	18	Free Agent	SID-door
11	Cozens, Luke *	C	R	6'0	162	Whitehorse, YT	June 30/06	Yale Hky Aca. U18	CSSHL	31	16	25	41	2	Eligible 2024	CUZ-ins
12	Gizowski, Kooper	LW	L	5'10	169	Edmonton, AB	May 5/05	Spokane Chiefs	WHL	65	11	15	26	35	Eligible 2024	GIHZ-owe-skee
14	Marques, Miguel	RW	R	5'11	172	Prince George, BC	Mar. 8/06	Lethbridge Hurricanes	WHL	59	8	12	20	35	Eligible 2024	MIG-elle / MAR-kiss
15	Wilke, Trae	LW	L	6'0	190	Saskatoon, SK	Apr. 20/06	Lethbridge Hurricanes	WHL	35	2	5	7	16	Eligible 2024	TRAY / WILL-key
16	Tschigerl, Sean **	LW	L	6'1	191	Whitecourt, AB	Apr. 11/03	Calgary Hitmen	WHL	60	27	30	57	33	Free Agent	SHUH-gehl
18	Wormald, Logan	LW	L	5'9	153	Langley, BC	Aug. 12/05	Lethbridge Hurricanes	WHL	66	22	22	44	52	Eligible 2024	WURR-muhld
19	Edwards, Brayden	C	R	6'1	185	Abbotsford, BC	Dec. 23/04	Lethbridge Hurricanes	WHL	68	10	18	28	36	Eligible 2024	ED-words
21	Nelson, Owen * (AP)	RW	R	6'1	175	Prince Albert, SK	May 31/07	Prince Albert Mintros	SMAAAHL	41	5	8	13	12	Eligible 2025	NELL-sin
22	Pakkala, Hayden	C	L	6'1	193	Okotoks, AB	Jan. 28/04	Prince Albert Raiders	WHL	64	8	15	23	77	Eligible 2024	PACK-uh-luh
23	Dereniowsky, Carter	RW	R	5'10	168	Canora, SK	Feb. 27/04	Victoria Royals	WHL	51	8	10	18	22	Eligible 2024	DARE-uh-new-skee
25	Andresen, Kash *	RW	R	6'1	165	Saskatoon, SK	July 20/07	Saskatoon Blazers U18	SMAAAHL	43	10	29	39	36	Eligible 2025	AN-dree-SON
27	Knoester, Elias *	RW	R	5'10	164	Malmo, SWE	Oct. 29/05	Malmo Redhawks J20	J20 Nat.	42	9	9	18	18	Eligible 2024	ILL-ee-us / NAH-stir
28	Braillard, Leo	RW	L	5'9	155	La Chaux-de-Fonds, SU	July 5/05	Shawinigan Cataractes	QMJHL	41	8	14	22	6	Eligible 2024	BRAY-YAR
29	Ward, Landen *	LW	L	6'3	205	Lloydminster, AB	Apr. 19/06	Lloydminster Bobcats U18	AEHL U18	26	6	9	15	88	Eligible 2024	WARD
NO	DEFENCE (8)	POS	SH	HT	WT	HOMETOWN	D.O.B	2022-2023 SEASON	LEAGUE	GP	G	A	PTS	PIM	DRAFT	PRONUNCIATION
2	McCutcheon, Logan	RD	R	5'9	157	Saskatoon, SK	Jan. 19/04	Lethbridge Hurricanes	WHL	68	4	29	33	8	Eligible 2024	MUH-cutch-IN
4	Adair, Carsen * (AP)	D	L	6'2	177	Clavet, SK	Feb. 14/07	Warman Wildcats U18	SMAAAHL	40	4	7	11	22	Eligible 2025	UH-dare
6	Tipler, Kale *	RD	R	5'10	150	Edgerton, AB	Aug. 15/06	Lloydminster Bobcats U18	AEHL U18	36	7	8	15	85	Eligible 2024	TIP-lurr
7	Arntsen, Joe **	LD	L	6'3	211	Dinsmore, SK	May 22/03	Lethbridge Hurricanes	WHL	68	11	24	35	90	Free Agent	ARN-son
8	Chadwick, Noah	LD	L	6'4	200	Saskatoon, SK	May 10/05	Lethbridge Hurricanes	WHL	67	5	15	20	16	TOR (6/185) '23	CHAD-wick
9	Doyle, Tristen	RD	R	5'9	180	Bonnyville, AB	Feb. 17/06	Lethbridge Hurricanes	WHL	58	4	6	10	16	Eligible 2024	DOYLE
17	Sharpe, Will *	LD	L	6'0	190	South Delta, BC	Mar. 7/07	Yale Hky Aca. U18	CSSHL	23	7	16	23	44	Eligible 2025	SHARP
24	Wynne, Braeden	RD	R	6'2	175	Coquitlam, BC	Jan. 13/04	Edmonton Oil Kings	WHL	52	1	1	2	12	Eligible 2024	WIN
NO	GOALTENDER (3)	POS	C	HT	WT	HOMETOWN	D.O.B	2022-2023 SEASON	LEAGUE	GP	MP	SO	GAA	SV%	DRAFT	PRONUNCIATION
30	Cleaver, Koen * (AP)	G	L	6'2	180	Port Alberni, BC	Mar. 28/07	Pacific Coast Aca. U17	CSSHL	23	-	5	2.08	.940	Eligible 2025	KOH-in / CLEE-vurr
31	Smith, Brady *	G	L	6'1	190	Cloverdale, BC	May 31/05	Coquitlam Express	BCHL	18	-	0	3.26	.886	Eligible 2024	SMITH
35	Meneghin, Harrison *	G	L	6'3	170	South Surrey, BC	Sept. 13/04	Lethbridge Hurricanes	WHL	36	2099	1	2.83	.908	Eligible 2024	MEN-again

* Rookie ** Over Age

General Manager: Peter Anholt

Head Coach: Bill Peters

Assistant Coach/Assistant GM: Matt Anholt

Assistant Coach: Ryan Aasman

Goaltending Consultant: Brodan Salmond

Video Coach: Drew Owsley

Athletic Therapist: Marty Palechuk

Equipment Manager: Rhett White

Strength & Conditioning Coach: Trevor Hardy

Skills & Development Coach: Charlie Mattersdorfer





GAME NOTES



2023-2024 HURRICANES RECORD: 33-28-7-0

Home: 18-10-6-0

Road: 15-18-1-0

LAST GAME: 5-3 Loss vs. Swift Current Broncos: The Lethbridge Hurricanes suffered a 5-3 loss in Game 3 against the Swift Current Broncos at the ENMAX Centre on Tuesday. Dylan Sydor, Sean Tschigerl and Brayden Edwards scored in the defeat while Harrison Meneghin and Brady Smith combined to make 24-saves. Lethbridge outshot Swift Current 31-29 in the game. The 'Canes went 1/2 on the power play while the Broncos were 4/5 with the extra man. It marked the 12th straight post-season loss for the Hurricanes dating back to the 2019 WHL Playoffs.

2024 PLAYOFF SERIES: (**If necessary*)

Game 1 – Fri, March 29th – 7:00pm – Lethbridge at Swift Current (3-0 SC)

Game 2 – Sat, March 30th – 7:00pm – Lethbridge at Swift Current (4-3 SC)

Game 3 – Tue, April 2nd – 7:00pm – Swift Current at Lethbridge (5-3 SC)

Game 4 – Wed, April 3rd – 7:00pm – Swift Current at Lethbridge

*Game 5 – Fri, April 5th – 7:00pm – Lethbridge at Swift Current

*Game 6 – Sun, April 7th – 6:00pm – Swift Current at Lethbridge

*Game 7 – Tue, April 9th – 7:00pm – Lethbridge at Swift Current

REGULAR SEASON VS. BRONCOS: During the regular season, the Hurricanes faced the Broncos on eight occasions, posting a record of 4-3-1-0. Lethbridge went 3-0-1-0 in the four games at the ENMAX Centre while going 1-3-0-0 in four trips to the InnovationPlex. The 'Canes outscored the Broncos 27-20 in the eight meetings (3.38 to 2.50 avg.). Lethbridge has gone 8-3-1-0 in the last 12 head-to-head meetings against Swift Current dating back to the 2022-2023 season. The Hurricanes posted an all-time record of 96-103-8-3 with 12 ties against the Broncos while going 32-69-2-1 with seven ties all-time in Swift Current.

2023-2024 REGULAR SEASON SERIES

September 22nd/2023 – at Lethbridge (3-1 LET)

September 23rd/2023 – at Swift Current (5-2 LET)

December 8th/2023 – at Lethbridge (5-3 LET)

December 9th/2023 – at Swift Current (3-1 SC)

December 27th/2023 – at Lethbridge (7-6 OT SC)

January 3rd/2024 – at Lethbridge (6-3 LET)

January 31st/2024 – at Swift Current (6-0 SC)

February 14th/2024 – at Swift Current (4-1 SC)

2022-2023 REGULAR SEASON SERIES:

October 22nd/2022 – at Swift Current (3-2 LET)

October 26th/2022 – at Swift Current (5-4 SC)

November 12th/2022 – at Lethbridge (2-1 LET)

December 6th/2022 – at Lethbridge (7-2 LET)

December 10th/2022 – at Swift Current (4-3 SO LET)

December 30th/2022 – at Swift Current (4-3 SC)

January 11th/2023 – at Lethbridge (5-3 LET)

2023-2024 REGULAR SEASON STATS LEADERS:

Goals (31) – Brayden Edwards

Points (74) – Miguel Marques

PIMS (120) – Landen Ward

Wins (27) – Harrison Meneghin

Save % (.919) – Harrison Meneghin

Assists (46) – Miguel Marques

Plus/Minus (+27) – Brayden Edwards

Shutouts (3) – Harrison Meneghin

Goals Against Average (2.58) – Harrison Meneghin

END OF SEASON STREAKING:

- Logan Wormald had points in 2 straight games (1g-1a); 5 of 7 games (1g-4a); 32 of 48 games (17g-32a)

- Miguel Marques had points in 4 of 5 games (2g-4a); 5 of 8 games (2g-5a); 33 of 48 games (24g-35a)

- Logan McCutcheon had points in 3 of 4 games (4a); 4 of 7 games (5a); 8 of 15 games (12a)

- Brayden Edwards had points in 2 of 3 games (2g-1a); 9 of 12 games (10g-4a); 41 of 63 (27g-36a)

- Carter Dereniwsky had points in 2 of 3 games (1g-1a); 5 of 12 games (3g-2a)

- Noah Chadwick had points in 4 of 7 games (1g-5a); 5 of 9 games (1g-7a); 37 of 66 games (12g-44a)

- Hayden Pakkala had points in 5 of 12 games (4g-4a); 6 of 16 games (4g-5a)

- Dylan Sydor had points in 2 of 5 games (3g); 5 of 10 games (6g-2a); 18 of 33 games (15g-11a)

- Sean Tschigerl had points in 5 of 11 games (1g-7a); 7 of 15 games (1g-9a); 16 of 35 games (14g-17a)

- Joe Arntsen had points in 2 of 5 games (4a)

- Tristen Doyle had points in 2 of 5 games (1g-2a)

- Braeden Wynne had points in 2 of 4 games (2a)

NEWS & NOTES:

Game 4's: The Hurricanes have posted an all-time record of 11-8 in Game 4's in their WHL post-season history. Last year, the Hurricanes dropped a 5-2 decision to the Moose Jaw Warriors in Game 4 of their first-round matchup to be eliminated in four-straight games.

All-Time Record: In the playoffs, the Hurricanes have posted an all-time record of 86-115 in 203 post-season games in team history. Lethbridge has also posted an all-time series record of 18-21 in 39 playoff series. The 'Canes were swept in the first-round of the 2023 WHL Playoffs by the Moose Jaw Warriors, marking the 10th time the Hurricanes had been swept in a playoff series. The Hurricanes have posted just a 4-18 series record in the 22 times Lethbridge did not hold home-ice advantage.

Two By Five: This year will mark just the second time ever that the Hurricanes and Broncos will face off in the WHL playoffs. Swift Current downed Lethbridge in six games in their only previous match-up in the 2018 Eastern Conference Final. The Hurricanes and Broncos franchises, however, had met a total of five times previously between 1977 and 1985 when the Lethbridge Broncos (now Swift Current) faced the Calgary Wranglers (now Lethbridge). The Broncos franchise won three of the series (1977, 1979 and 1983) while the Wranglers won twice (1981 and 1985)

Playoff Experience: The Hurricanes enter tonight with a total of 165 man-games worth of WHL Playoff experience. The most experienced 'Canes is Dylan Sydor who has played in 33 career playoff games, including four games at the 2023 Memorial Cup. By comparison, Swift Current has 116 man-games led by Conor Geekie who has appeared in 37 career post-season contests.

Strong Finish: Lethbridge ended the 2023-2024 regular posting a 9-3-2-0 record in their final 14 games. The 'Canes went 7-2-2-0 in the month of March. The Hurricanes outscored the opposition 49-37 in those 14 contests while averaging 4.77 goals per game in their final nine victories while allowing an averaging just 2.11 goals against per game. The 'Canes ended the regular season with a 33-28-7-0 record.

Road Warriors: The 'Canes posted a record of 15-18-1-0 in 34 road games during the regular season. Lethbridge finished the season posting a 6-0-1-0 record in their final seven away games while outscoring the opposition 29-16 in those seven contests. Their last four road games went to overtime or beyond.

Gr-Eight: The 2024 WHL Playoffs marks the eighth straight season the Hurricanes have qualified for the post-season, marking the longest stretch in team history. This year will be the seventh straight post-season the 'Canes will compete in after qualifying for the playoffs in 2020 before the season was cancelled.

All-Stars: The WHL announced that goaltender Harrison Meneghin and defenceman Noah Chadwick were named to the Central Division All-Star teams. Meneghin was named a first team all-star, marking the second-straight season he was named an all-star after a second team nod last year. While Chadwick was named a second team all-star – the first time in his career he was honoured.

HOW THE 'CANES WERE BUILT (* indicates rookie / ** indicates overage):

WHL Draft (15): Adair*, Andresen*, Arntsen**, Chadwick, Cleaver*, Cozens*, Doyle, Marques, McCutcheon, Sharpe*, Smith*, Tipler*, Ward*, Wilke, Wormald

Trade (8): Edwards, Dereniwsky, Gizowski, Pakkala, Sydor**, Tschigerl**, Wynne

CHL Import Draft (1): Knoester* **Listed/Signed (2):** Meneghin, Nelson* **Waivers (1):** Brailard

GEOGRAPHICAL BREAKDOWN (* indicates rookie / ** indicates overage):

Alberta – 6 – (Doyle, Gizowski, Pakkala, Tipler*, Tschigerl**, Ward*)

BC – 8 – (Cleaver*, Edwards, Marques, Meneghin, Sharpe*, Smith*, Sydor*, Wormald, Wynne)

Saskatchewan – 8 – (Adair*, Andresen*, Arntsen**, Dereniwsky, Chadwick, McCutcheon, Nelson*, Wilke)

Yukon – 1 – (Cozens*)

Sweden – 1 – (Knoester*)

Switzerland – 1 – (Brailard)

ROSTER AGE BREAKDOWN (* indicates rookie / ** indicates overage):

2003 – 3 – (Arntsen**, Sydor**, Tschigerl**)

2004 – 6 – (Edwards, Dereniwsky, Pakkala, McCutcheon, Meneghin, Wynne)

2005 – 6 – (Brailard, Chadwick, Gizowski, Knoester*, Smith*, Wormald)

2006 – 6 – (Cozens*, Doyle, Marques, Tipler*, Ward*, Wilke)

2007 – 5 – (Adair*, Andresen*, Cleaver*, Nelson*, Sharpe*)

EXTRAS:

Black Aces: The Hurricanes have added three black aces to their post-season roster. Lethbridge has recalled 2007-born goaltender Koen Cleaver, 2007-born defenceman Carsen Adair and 2007-born forward Owen Nelson. All three played U18 AAA this season, with Adair and Nelson suiting up in the SMAAAHL with the Warman Wildcats U18 and the Prince Albert Mintos U18 teams respectively while Cleaver spent the 2023-2024 regular season with the Pacific Coast Hockey Academy in the CSSHL.

30-Plus: Brayden Edwards finished the 2023-2024 regular season leading the Hurricanes in goals with 31 while finishing second in points with 70. He became the first 'Cane to reach the 30-goal mark since Justin Hall in 2021-2022. It was the first time in his career Edwards surpassed 30 goals.

Regular Season: The Hurricanes finished the regular season with a 33-28-7-0 record finishing seventh in the Eastern Conference standings. The 'Canes went 18-10-6-0 at home and 15-18-1-0 on the road. Lethbridge posted a 7-2-2-0 record in the month of March after going 3-6-2-0 in February.

The Cap: Joe Arntsen finished his regular season career appearing in 268 career games with the Hurricanes totaling 106 points (27g-79a) along with 321 penalty minutes. The former second-round draft pick (35th overall) in the 2018 WHL Draft finished his career sitting 10th all-time in games played as a Hurricane while finishing ninth all-time in defenceman scoring in team history.

Climbing Ranks: Harrison Meneghin reached the 25-win plateau on March 2nd in Prince Albert becoming just the ninth goaltender in Hurricanes history to reach that mark in a season. Meneghin finished the regular season with a record of 27-20-5-0 with a 2.58 GAA and a .919 SV% and three shutouts. He sits ninth all-time in Hurricanes history in victories (46). Meneghin sits one win shy of Dusty Imoo (47) for eighth all-time.

4 x 20: The Hurricanes ended the 2023-2024 regular season with four players to score 20-or-more goals, led by Brayden Edwards potted 31 goals while Dylan Sydor (29), Miguel Marques (28) and Sean Tschigerl (27) also finished above the 20-goal mark; Logan Wormald ended the season with 19 goals. It was the second straight season the 'Canes had four 20+ goal scorers.

NHL Ink: Hurricanes defenceman Noah Chadwick signed a three-year entry-level contract with the Toronto Maple Leafs on December 22nd. The Saskatoon, SK, product was a sixth-round (185th overall) selection by the Leafs in the 2023 NHL Draft. He became the first 'Cane since Dylan Cozens (BUF) to sign an ELC deal. Chadwick recorded 56 points (12g-44a) in 66 games with the Hurricanes this season. He became the first 'Canes defenceman to record 50+ points in a season since Alex Cotton (67) and Calen Addison (52) accomplished the feat during the 2019-2020 regular season.

Miggy Wiggy: Sophomore forward Miguel Marques had a great regular season leading the Hurricanes in scoring recording 74 points (28g-46a) in 67 games. He finished the season sitting third in goals while leading the 'Canes in assists. Marques was ranked 33rd among North American skaters by the NHL Central Scouting Service for the 2024 NHL Entry Draft.

Three Amigos: The trio of Miguel Marques, Brayden Edwards and Logan Wormald combined for 202 points during the 2023-2024 regular season – averaging 2.97 points per game during the year. The trio combined to score 78 of the 211 goals the Hurricanes scored this season, totaling 37% of the teams goals this year.

Swiss Pick: Leo Braillard represented Switzerland at the 2024 World Junior Championship becoming the first 'Cane to represent the Swiss at the World Juniors since Luca Sbisa attended three-straight tournaments (2008, 2009, 2010). Braillard collected one goal in five games with Switzerland. The 2005-born forward, who was acquired by the 'Canes on CHL waivers from the Shawinigan Cataractes, recorded 34 points (13g-21a) in 46 games with the Hurricanes. He collected 38 points (15g-23a) in 53 CHL games this year.

Five Alive: NHL Central Scouting announced their Midterm Rankings for the 2024 NHL Draft on January 12th and five Hurricanes were listed. Miguel Marques (33rd), Brayden Edwards (187th), Trae Wilke (190th) and Landen Ward (192nd) were ranked among North American skaters while Harrison Meneghin (26th) was ranked among North American goaltenders. A total of 60 WHL players were ranked by Central Scouting.

New Bench Boss: The Hurricanes announced Bill Peters the 15th head coach in team history on August 30th. Peters, who has served as head coach of the Carolina Hurricanes and Calgary Flames, returns to the WHL for the first time since 2008. He helped guide the Spokane Chiefs to a WHL and Memorial Cup Championship in 2008 before going to professional hockey. He has posted a 143-120-20 record in the WHL.

MORE EXTRAS:

All-Time Record: The 2023-2024 season is the Hurricanes 37th season in Lethbridge after the Calgary Wranglers relocated to the windy city for the start of the 1987-1988 season. Since arriving in Lethbridge, the Hurricanes have posted a 1,181-1,174-83-58 record along with 96 ties in 2,589 regular season games.

Home Sweet Home: The Hurricanes finished the 2023-2024 regular season with a record of 18-10-6-0 record at the ENMAX Centre. The 'Canes collected points in 11 of their last 14 games at home posting an 8-3-3-0 record in that span while outscoring the opposition 47-33 in those 14 contests. Lethbridge posted a 10-4-4-0 record in their last 18 games at home.

Goalie of the Week: On January 2nd, the WHL named Hurricanes netminder Harrison Meneghin the Goaltender of the Week, marking the second time in his career he has been bestowed the honour. In two games after returning from injury, Meneghin posted a 2-0-0-0 record with a 1.44 GAA and a .957 SV%.

Year in Review: Lethbridge finished the calendar year of 2023 with a record of 33-28-6-2 in 69 regular season games collecting a win percentage of .536%. The 'Canes posted a 19-11-4-1 record in 35 home games during the year while going 14-17-2-1 in 34 road games.

Canada's Guy: Hurricanes GM Peter Anholt served as the Management Lead for Hockey Canada's Under-20 team at the 2024 IIHF World Junior Championship. Anholt previously helped lead Canada's U18 team to a gold medal at the 2022 Hlinka Gretzky Cup in Red Deer. It was the fifth time in the last six years that the Hurricanes had either a staff or player represent Canada at the World Junior tournament.

Golden Return: Hurricanes defenceman Will Sharpe and prospect goaltender Koen Cleaver both captured a gold medal at the 2023 World Under-17 Hockey Challenge in Prince Edward Island with Canada White. Sharpe was held pointless in 8 games while in two games Cleaver posted a 2.43 GAA and a .875 SV%.

Canada Coach: Hurricanes Assistant Coach and Assistant General Manager Matt Anholt served as an Assistant Coach for Hockey Canada at the 2023 World Under-17 Hockey Challenge. Anholt was on the coaching staff for Canada Red. It was the second straight season the 'Canes have had a coach for the U17's after Ryan Aasman was a Video Coach last year.

Swedish Touch: The Hurricanes selected 2005-born forward Elias Knoester with their lone pick in the 2023 CHL Import Draft selecting him in the first round (42nd overall). The product of Olofstrom, Sweden became just the third player to hail from Sweden to be taken by the Hurricanes joining Albin and Axel Blomqvist.

Maple Leafed: Noah Chadwick was drafted by the Toronto Maple Leafs in the 2023 NHL Entry Draft. He was selected in the sixth round (185th overall) by the Leafs. Chadwick became the third 'Cane ever to be selected by Toronto and the first since Andrew Nielsen in 2015. He was the 81st player in Hurricanes history to have his name called in the NHL Draft.

New Tendency Coach: The Hurricanes announced that Brodan Salmond as the new goaltending consultant taking over from the outgoing Kevin Swanson. Salmond spent parts of four seasons in the WHL with the Kelowna Rockets and Moose Jaw Warriors. He spent the last four years playing with the University of Calgary Dinos. Brodan is the son of Hockey Canada executive Scott Salmond.

Cozens 2.0: Hurricanes forward Luke Cozens is the second brother of the Cozens family to suit up for the Hurricanes. Luke is the younger brother of former Hurricane, and current Buffalo Sabre, Dylan Cozens. Dylan spent parts of four seasons with the 'Canes appearing in 179 games totaling 223 points (95g-128a) finishing in the top-20 in franchise goals, assists and points.

Pure Bred: Hurricanes rookie forward Landen Ward is the third member of his family to play in the Western Hockey League. Landen is the younger brother of Mason Ward who spent four years in the WHL playing with Red Deer, Brandon and Swift Current. Landen's father is Lance Ward who also spent four years with the Red Deer Rebels before embarking on a 12-year professional career that included 209 NHL games.

LETHBRIDGE HURRICANES STREAKS/LASTS (PLAYOFFS)

#	PLAYER	w/ G	w/o G	w/ A	w/o A	w/ P	w/o P	Last Goal	Last Assist
2	Logan McCUTCHEON	-	11	-	8	-	11	No Career Goals	Apr. 26/22 vs. EDM (R1/GM3)
4	Carsen ADAIR * (AP)	-	-	-	-	-	-	No Career Goals	No Career Assists
6	Kale TIPLER *	-	2	-	2	-	2	No Career Goals	No Career Assists
7	Joe ARNTSEN **	-	7	2	-	2	-	Apr. 28/22 vs EDM (R1/GM4)	Apr. 2/24 vs. SC (R1/GM3)
8	Noah CHADWICK	-	11	1	-	1	-	No Career Goals	Apr. 2/24 vs. SC (R1/GM3)
9	Tristen DOYLE	-	6	-	1	-	1	No Career Goals	Mar. 30/24 at SC (R1/GM2)
10	Dylan SYDOR **	1	-	-	12	1	-	Apr. 2/24 vs. SC (R1/GM3)	Apr. 14/23 vs. POR (w/ KAM – GM1/R2)
11	Luke COZENS *	-	1	-	1	-	1	No Career Goals	No Career Assists
12	Kooper GIZOWSKI	-	4	-	4	-	4	No Career Goals	No Career Assists
14	Miguel MARQUES *	-	9	1	-	1	-	No Career Goals	Apr. 2/24 vs. SC (R1/GM3)
15	Trae WILKE *	-	3	-	3	-	3	No Career Goals	No Career Assists
16	Sean TSCHIGERL **	2	-	1	-	2	-	Apr. 2/24 vs. SC (R1/GM3)	Apr. 2/24 vs. SC (R1/GM3)
17	Will SHARPE *	-	3	-	3	-	3	No Career Goals	No Career Assists
18	Logan WORMALD *	-	10	-	10	-	10	No Career Goals	No Career Assists
19	Brayden EDWARDS *	1	-	-	3	1	-	Apr. 2/24 vs. SC (R1/GM3)	Apr. 5/23 vs. MJ (R1/GM4)
21	Owen NELSON * (AP)	-	2	-	2	-	2	No Career Goals	No Career Assists
22	Hayden PAKKALA	-	1	-	8	-	1	Mar. 30/24 at SC (R1/GM2)	No Career Assists
23	Carter DERENIWSKY	-	3	-	3	-	3	No Career Goals	No Career Assists
24	Braeden WYNNE	-	9	-	9	-	9	No Career Goals	No Career Assists
25	Kash ANDRESEN *	-	3	-	3	-	3	No Career Goals	No Career Assists
27	Elias KNOESTER *	-	-	-	-	-	-	No Career Goals	No Career Assists
28	Leo BRAILLARD	-	1	-	1	-	1	Mar. 30/24 at SC (R1/GM2)	Mar. 30/24 at SC (R1/GM2)
29	Landen WARD *	-	3	-	3	-	3	No Career Goals	No Career Assists

#	PLAYER	LAST START	LAST WIN	LAST LOSS	LAST SHUTOUT	LAST POINT
30	Koen CLEAVER * (AP)	No Career Starts	No Career Wins	No Career Losses	No Career Shutouts	No Career Points
31	Brady SMITH *	No Career Starts	No Career Wins	No Career Losses	No Career Shutouts	No Career Points
35	Harrison MENEGHIN	Apr. 2/24 vs. SC (R1/GM3)	No Career Wins	Apr. 2/24 vs. SC (R1/GM3)	No Career Shutouts	No Career Points

LETHBRIDGE HURRICANES STREAKS/LASTS (REG SEASON)

#	PLAYER	w/ G	w/o G	w/ A	w/o A	w/ P	w/o P	Last Goal	Last Assist
2	Logan McCUTCHEON	-	28	-	1	-	1	Jan. 12 vs. MH	Mar. 22 vs. MH
6	Kale TIPLER *	-	6	-	26	-	6	Feb. 17 vs. PA	Sept. 23 at SC
7	Joe ARNTSEN **	-	32	1	-	1	-	Dec. 30 at MH	Mar. 23 at MH
8	Noah CHADWICK	-	3	-	1	-	1	Mar. 16 at RD	Mar. 22 vs. MH
9	Tristen DOYLE	1	-	-	4	1	-	Mar. 23 at MH	Mar. 15 vs. RD
10	Dylan SYDOR **	1	-	-	4	1	-	Mar. 23 at MH	Mar. 9 at MJ
11	Luke COZENS *	-	2	-	6	-	2	Mar. 17 at CGY	Feb. 25 at CGY
12	Kooper GIZOWSKI	-	14	-	3	-	3	Feb. 19 at RD	Mar. 16 at RD
14	Miguel MARQUES	-	3	1	-	1	-	Mar. 16 at RD	Mar. 23 at MH
15	Trae WILKE	-	12	-	11	-	11	Feb. 17 vs. PA	Feb. 19 at RD
16	Sean TSCHIGERL **	-	9	1	-	1	-	Feb. 23 vs. EDM	Mar. 23 at MH
17	Will SHARPE *	-	3	-	11	-	3	Mar. 16 at RD	Feb. 25 at CGY
18	Logan WORMALD	-	1	1	-	2	-	Mar. 22 vs. MH	Mar. 23 at MH
19	Brayden EDWARDS	-	1	-	2	-	1	Mar. 22 vs. MH	Mar. 17 at CGY
22	Hayden PAKKALA	-	9	-	4	-	4	Mar. 2 at PA	Mar. 15 vs. RD
23	Carter DERENIWSKY	1	-	-	2	1	-	Mar. 23 at MH	Mar. 17 at CGY
24	Braeden WYNNE	-	72	-	2	-	2	Dec. 10/22 (w/ EDM)	Mar. 16 at RD
25	Kash ANDRESEN *	-	10	1	-	1	-	Feb. 25 at CGY	Mar. 23 at MH
27	Elias KNOESTER *	-	10	-	15	-	10	Jan. 3 vs. SC	Nov. 22 at KAM
28	Leo BRAILLARD	-	4	-	8	-	4	Mar. 15 vs. RD	Mar. 6 vs. MH
29	Landen WARD *	-	2	-	10	-	2	Mar. 15 vs. RD	Feb. 23 vs. EDM

#	PLAYER	LAST START	LAST WIN	LAST REG LOSS	LAST SHUTOUT	LAST POINT
31	Brady SMITH *	Mar. 23 at MH	Mar. 23 at MH	Mar. 13 vs. EDM	No Career Shutouts	No Career Points
35	Harrison MENEHIN	Mar. 22 vs. MH	Mar. 15 vs. RD	Mar. 8 vs. BRD	Feb. 3 vs. CGY	No Career Points

2024-25 HURRICANES																		
NO.	PLAYER	GP	G	A	PTS	+/-	PIM	PPG	PPA	SHG	SHA	GWG	FOW	FOT	FO%	SHOTS		
2	Logan McCutcheon	3	0	0	0	1	0	0	0	0	0	0	0	0	0%	4		
4	Carsen Adair * (AP)	0	0	0	0	0	0	0	0	0	0	0	0	0	0%	0		
6	Kale Tipler *	2	0	0	0	-1	0	0	0	0	0	0	0	0	0%	1		
7	Joe Arntsen **	3	0	2	2	0	2	0	0	0	1	0	0	0	0%	3		
8	Noah Chadwick	3	0	1	1	1	2	0	1	0	0	0	0	0	0%	13		
9	Tristen Doyle	3	0	1	1	-1	2	0	0	0	0	0	0	0	0%	10		
10	Dylan Sydor **	3	1	0	1	-1	0	0	0	0	0	0	1	2	50.0%	7		
11	Luke Cozens *	1	0	0	0	0	2	0	0	0	0	0	0	1	0.0%	0		
12	Kooper Gizowski	3	0	0	0	0	0	0	0	0	0	0	0	0	#####	2		
14	Miguel Marques	1	0	1	1	0	2	0	1	0	0	0	0	1	0.0%	0		
15	Trae Wilke	1	0	0	0	0	0	0	0	0	0	0	0	3	0.0%	0		
16	Sean Tschigerl **	3	2	1	3	3	2	0	0	1	0	0	12	20	60.0%	7		
17	Will Sharpe *	3	0	0	0	-2	0	0	0	0	0	0	0	0	0.0%	4		
18	Logan Wormald	3	0	0	0	-2	2	0	0	0	0	0	0	0	#####	7		
19	Brayden Edwards	3	1	0	1	-1	6	0	0	0	0	0	32	64	50.0%	9		
21	Owen Nelson * (AP)	2	0	0	0	1	0	0	0	0	0	0	0	0	#####	2		
22	Hayden Pakkala	3	1	0	1	-2	2	0	0	0	0	0	25	49	51.0%	8		
23	Carter Dereniwsky	3	0	0	0	-2	2	0	0	0	0	0	1	1	#####	3		
24	Braeden Wynne	2	0	0	0	0	0	0	0	0	0	0	0	0	0%	1		
25	Kash Andres *	3	0	0	0	0	0	0	0	0	0	0	11	32	34.4%	2		
27	Elias Knoester *	0	0	0	0	0	0	0	0	0	0	0	0	0	#####	0		
28	Leo Brailard	3	1	1	2	4	6	0	0	0	0	0	0	0	#####	10		
29	Landen Ward *	3	0	0	0	0	4	0	0	0	0	0	0	3	0.0%	3		
TEAM STATS		54	6	7	13	-2	34	0	2	1	1	0	82	176	46.6%	96		
NO.		GP	MIN	GA	SVS	SA	GAA	SV%	W	L	OTL	SOL	SO	PIM	PT	PULL		
30	Koen Cleaver * (AP)	0	0	0	0	0	####	####	0	0	0	0	0	0	0	0		
31	Brady Smith *	1	29	1	13	14	2.07	0.929	0	0	0	0	0	0	0	0		
35	Harrison Meneghin	3	145	10	73	83	4.14	0.880	0	3	0	0	0	0	0	1		
GOALS BY PERIOD	1st	2nd	3rd	OT	SO	Total	SHOTS BY PERIOD	1st	2nd	3rd	OT	SOA	SOG	Total				
Hurricanes	2	2	2	0	0	6	Hurricanes	25	33	38	0	0		96				
Opponents	4	4	4	0	0	12	Opponents	37	28	33	0	0		98				
RECORD AFTER 2nd PERIOD							SHOTS ON GOAL RECORD											
When Leading:	0	1	0	0			When Outshooting Opponent:	0			2	0	0					
When Losing:	0	2	0	0			When Outshot by Opponent:	0			1	0	0					
When Tied:	0	0	0	0			When Shots Are Tied:	0			0	0	0					
FIRST GOAL OF THE GAME							SPECIAL TEAMS											
When Hurricanes Score First:	0	1	0	0	0		Power Play:											
When Opponent Score First:	0	2	0	0	0		Opp.			PPGF			SHGA			Pct.%		
HOME AND AWAY RECORD							Hurricanes	7			1			0			14.3%	
Home	0	1	0	0	OT Rec	0	0	Penalty Kill:										
Road	0	2	0	0	OT2 Rec	0	0	Opp.			PK KILLS			SHGF			Pct.%	
Total	0	3	0	0	Total	0	0	Hurricanes	11			4			1			36.4%



Lethbridge Hurricanes Hockey Club

Career Playoff Statistics



2024-04-02

NO.	PLAYER	GP	G	A	PTS	+/-	PIM	PPG	PPA	SHG	SHA	GWG	FOW	FOT	FO%	SHOTS
2	Logan McCutcheon	11	0	1	1	-6	0	0	1	0	0	0	0	0	0%	11
4	Carsen Adair * (AP)	0	0	0	0	0	0	0	0	0	0	0	0	0	0%	0
6	Kale Tipler *	2	0	0	0	-1	0	0	0	0	0	0	0	0	0%	1
7	Joe Arntsen **	11	1	4	5	-10	11	0	1	0	1	0	0	0	0%	18
8	Noah Chadwick	11	0	2	2	-4	2	0	1	0	0	0	0	0	0%	16
9	Tristen Doyle	7	0	1	1	-2	2	0	0	0	0	0	0	0	0.0%	11
10	Dylan Sydor **	34	5	4	9	-1	0	0	0	0	0	0	1	2	35.7%	7
11	Luke Cozens *	1	0	0	0	0	2	0	0	0	0	0	0	1	0.0%	0
12	Kooper Gizowski	4	0	0	0	0	0	0	0	0	0	0	0	0	#####	2
14	Miguel Marques	9	0	2	2	-8	6	0	1	0	0	0	0	1	0.0%	4
15	Trae Wilke	3	0	0	0	-1	2	0	0	0	0	0	4	14	28.6%	0
16	Sean Tschigerl **	11	3	2	5	4	6	0	0	1	0	0	21	47	44.7%	34
17	Will Sharpe *	3	0	0	0	-2	0	0	0	0	0	0	0	0	0.0%	4
18	Logan Wormald	10	0	0	0	-5	6	0	0	0	0	0	0	0	#####	19
19	Brayden Edwards	11	3	3	6	-7	12	1	1	0	1	0	103	211	48.8%	25
21	Owen Nelson * (AP)	2	0	0	0	1	0	0	0	0	0	0	0	0	#####	2
22	Hayden Pakkala	8	1	0	1	-9	4	0	0	0	0	0	34	74	45.9%	10
23	Carter Dereniwsky	3	0	0	0	-2	2	0	0	0	0	0	1	1	#####	3
24	Braeden Wynne	9	0	0	0	0	4	0	0	0	0	0	0	9	0.0%	3
25	Kash Andresen *	3	0	0	0	0	0	0	0	0	0	0	11	32	34.4%	2
27	Elias Knoester *	0	0	0	0	0	0	0	0	0	0	0	0	0	0.0%	0
28	Leo Brailard	3	1	1	2	4	6	0	0	0	0	0	0	0	#####	10
29	Landen Ward *	3	0	0	0	0	4	0	0	0	0	0	0	3	0.0%	3
NO	PLAYER	GP	MIN	GA	SVS	SA	GAA	SV%	W	L	OTL	SOL	SO	PIM	PT	PULL
30	Koen Cleaver * (AP)	0	0	0	0	0	####	####	0	0	0	0	0	0	0	0
31	Brady Smith *	1	29	1	13	14	2.07	0.929	0	0	0	0	0	0	0	0
35	Harrison Meneghin	5	222	14	103	117	3.78	0.880	0	4	0	0	0	0	0	1



Lethbridge Hurricanes Hockey Club

Playoff Record When Recording Goal/Point



2024-04-02

NO. PLAYER	When Scoring Goal				When Recording Point			
	Season		Career		Season		Career	
2 Logan McCutcheon	0	- 0 - 0 - 0	0	- 0 - 0 - 0	0	- 0 - 0 - 0	0	- 1 - 0 - 0
4 Carsen Adair * (AP)	0	- 0 - 0 - 0	0	- 0 - 0 - 0	0	- 0 - 0 - 0	0	- 0 - 0 - 0
6 Kale Tipler *	0	- 0 - 0 - 0	0	- 0 - 0 - 0	0	- 0 - 0 - 0	0	- 0 - 0 - 0
7 Joe Arntsen **	0	- 0 - 0 - 0	0	- 1 - 0 - 0	0	- 2 - 0 - 0	0	- 4 - 0 - 0
8 Noah Chadwick	0	- 0 - 0 - 0	0	- 0 - 0 - 0	0	- 1 - 0 - 0	0	- 2 - 0 - 0
9 Tristen Doyle	0	- 0 - 0 - 0	0	- 0 - 0 - 0	0	- 1 - 0 - 0	0	- 1 - 0 - 0
10 Dylan Sydor **	0	- 1 - 0 - 0	0	- 1 - 0 - 0	0	- 1 - 0 - 0	0	- 1 - 0 - 0
11 Luke Cozens *	0	- 0 - 0 - 0	0	- 0 - 0 - 0	0	- 0 - 0 - 0	0	- 0 - 0 - 0
12 Kooper Gizowski	0	- 0 - 0 - 0	0	- 0 - 0 - 0	0	- 0 - 0 - 0	0	- 0 - 0 - 0
14 Miguel Marques	0	- 0 - 0 - 0	0	- 0 - 0 - 0	0	- 1 - 0 - 0	0	- 2 - 0 - 0
15 Trae Wilke	0	- 0 - 0 - 0	0	- 0 - 0 - 0	0	- 0 - 0 - 0	0	- 0 - 0 - 0
16 Sean Tschigerl **	0	- 2 - 0 - 0	0	- 2 - 0 - 0	0	- 2 - 0 - 0	0	- 2 - 0 - 0
17 Will Sharpe *	0	- 0 - 0 - 0	0	- 0 - 0 - 0	0	- 0 - 0 - 0	0	- 0 - 0 - 0
18 Logan Wormald	0	- 0 - 0 - 0	0	- 0 - 0 - 0	0	- 0 - 0 - 0	0	- 0 - 0 - 0
19 Brayden Edwards	0	- 1 - 0 - 0	0	- 3 - 0 - 0	0	- 1 - 0 - 0	0	- 6 - 0 - 0
21 Owen Nelson * (AP)	0	- 0 - 0 - 0	0	- 0 - 0 - 0	0	- 0 - 0 - 0	0	- 0 - 0 - 0
22 Hayden Pakkala	0	- 1 - 0 - 0	0	- 1 - 0 - 0	0	- 1 - 0 - 0	0	- 1 - 0 - 0
23 Carter Dereniwsky	0	- 0 - 0 - 0	0	- 0 - 0 - 0	0	- 0 - 0 - 0	0	- 0 - 0 - 0
24 Braeden Wynne	0	- 0 - 0 - 0	0	- 0 - 0 - 0	0	- 0 - 0 - 0	0	- 0 - 0 - 0
25 Kash Andresen *	0	- 0 - 0 - 0	0	- 0 - 0 - 0	0	- 0 - 0 - 0	0	- 0 - 0 - 0
27 Elias Knoester *	0	- 0 - 0 - 0	0	- 0 - 0 - 0	0	- 0 - 0 - 0	0	- 0 - 0 - 0
28 Leo Braillard	0	- 1 - 0 - 0	0	- 1 - 0 - 0	0	- 1 - 0 - 0	0	- 1 - 0 - 0
29 Landen Ward *	0	- 0 - 0 - 0	0	- 0 - 0 - 0	0	- 0 - 0 - 0	0	- 0 - 0 - 0
NO. PLAYER	20-29 Saves				30-39 Saves			
	Season		Career		Season		Career	
	W	L OTL SOL	W	L OTL SOL	W	L OTL SOL	W	L OTL SOL
	0	- 0 - 0 - 0	0	- 0 - 0 - 0	0	- 0 - 0 - 0	0	- 0 - 0 - 0
	40-49 Saves				50+ Saves			
30 Koen Cleaver * (AP)	W	L OTL SOL	W	L OTL SOL	W	L OTL SOL	W	L OTL SOL
	0	- 0 - 0 - 0	0	- 0 - 0 - 0	0	- 0 - 0 - 0	0	- 0 - 0 - 0
NO. PLAYER	20-29 Saves				30-39 Saves			
	Season		Career		Season		Career	
	W	L OTL SOL	W	L OTL SOL	W	L OTL SOL	W	L OTL SOL
	0	- 0 - 0 - 0	0	- 0 - 0 - 0	0	- 0 - 0 - 0	0	- 0 - 0 - 0
	40-49 Saves				50+ Saves			
31 Brady Smith *	W	L OTL SOL	W	L OTL SOL	W	L OTL SOL	W	L OTL SOL
	0	- 0 - 0 - 0	0	- 0 - 0 - 0	0	- 0 - 0 - 0	0	- 0 - 0 - 0
NO. PLAYER	20-29 Saves				30-39 Saves			
	Season		Career		Season		Career	
	W	L OTL SOL	W	L OTL SOL	W	L OTL SOL	W	L OTL SOL
	0	- 1 - 0 - 0	0	- 2 - 0 - 0	0	- 1 - 0 - 0	0	- 1 - 0 - 0
	40-49 Saves				50+ Saves			
35 Harrison Meneghin	W	L OTL SOL	W	L OTL SOL	W	L OTL SOL	W	L OTL SOL
	0	- 0 - 0 - 0	0	- 0 - 0 - 0	0	- 0 - 0 - 0	0	- 0 - 0 - 0



Lethbridge Hurricanes Hockey Club

Playoff Multi-Point Games

2024-04-02



NO.	PLAYER	2 PT		3 PT		4 PT		5+ PT		2G		3G	
		YR	CAR	YR	CAR	YR	CAR	YR	CAR	YR	CAR	YR	CAR
2	Logan McCutcheon	0	0	0	0	0	0	0	0	0	0	0	0
4	Carsen Adair * (AP)	0	0	0	0	0	0	0	0	0	0	0	0
6	Kale Tipler *	0	0	0	0	0	0	0	0	0	0	0	0
7	Joe Arntsen **	0	1	0	0	0	0	0	0	0	0	0	0
8	Noah Chadwick	0	0	0	0	0	0	0	0	0	0	0	0
9	Tristen Doyle	0	0	0	0	0	0	0	0	0	0	0	0
10	Dylan Sydor **	0	0	0	0	0	0	0	0	0	0	0	0
11	Luke Cozens *	0	0	0	0	0	0	0	0	0	0	0	0
12	Kooper Gizowski	0	0	0	0	0	0	0	0	0	0	0	0
14	Miguel Marques	0	0	0	0	0	0	0	0	0	0	0	0
15	Trae Wilke	0	0	0	0	0	0	0	0	0	0	0	0
16	Sean Tschigerl **	1	1	0	0	0	0	0	0	0	0	0	0
17	Will Sharpe *	0	0	0	0	0	0	0	0	0	0	0	0
18	Logan Wormald	0	0	0	0	0	0	0	0	0	0	0	0
19	Brayden Edwards	0	0	0	0	0	0	0	0	0	0	0	0
21	Owen Nelson * (AP)	0	0	0	0	0	0	0	0	0	0	0	0
22	Hayden Pakkala	0	0	0	0	0	0	0	0	0	0	0	0
23	Carter Dereniwsky	0	0	0	0	0	0	0	0	0	0	0	0
24	Braeden Wynne	0	0	0	0	0	0	0	0	0	0	0	0
25	Kash Andresen *	0	0	0	0	0	0	0	0	0	0	0	0
27	Elias Knoester *	0	0	0	0	0	0	0	0	0	0	0	0
28	Leo Braillard	1	1	0	0	0	0	0	0	0	0	0	0
29	Landen Ward *	0	0	0	0	0	0	0	0	0	0	0	0
NO.	PLAYER	20+ SVS		30+ SVS		40+ SVS		50+ SVS		SO		PT	
		YR	CAR	YR	CAR	YR	CAR	YR	CAR	YR	CAR	YR	CAR
30	Koen Cleaver * (AP)	0	0	0	0	0	0	0	0	0	0	0	0
31	Brady Smith *	1	2	1	1	0	0	0	0	0	0	0	0
35	Harrison Meneghin	1	2	1	1	0	0	0	0	0	0	0	0



Lethbridge Hurricanes Hockey Club

Playoff Home & Away Player Stats



		Home Stats						Road Stats					
NO.	PLAYER	GP	G	A	P	+/-	PIM	GP	G	A	P	+/-	PIM
2	Logan McCutcheon	2	0	0	0	-1	0	1	0	0	0	2	0
		Season Total (Home & Away)						3	0	0	0	1	0
4	Carsen Adair * (AP)	0	0	0	0	0	0	0	0	0	0	0	0
		Season Total (Home & Away)						0	0	0	0	0	0
6	Kale Tipler *	2	0	0	0	-1	0	0	0	0	0	0	0
		Season Total (Home & Away)						2	0	0	0	-1	0
7	Joe Arntsen **	2	0	1	1	0	2	1	0	1	1	0	0
		Season Total (Home & Away)						3	0	2	2	0	2
8	Noah Chadwick	2	0	0	0	0	2	1	0	1	1	1	0
		Season Total (Home & Away)						3	0	1	1	1	2
9	Tristen Doyle	2	0	1	1	0	2	1	0	0	0	-1	0
		Season Total (Home & Away)						3	0	1	1	-1	2
10	Dylan Sydor **	2	0	0	0	-2	0	1	1	0	1	1	0
		Season Total (Home & Away)						3	1	0	1	-1	0
11	Luke Cozens	1	0	0	0	0	2	0	0	0	0	0	0
		Season Total (Home & Away)						1	0	0	0	0	2
12	Kooper Gizowski	2	0	0	0	0	0	1	0	0	0	0	0
		Season Total (Home & Away)						3	0	0	0	0	0
14	Miguel Marques	0	0	0	0	0	0	1	0	1	1	0	2
		Season Total (Home & Away)						1	0	1	1	0	2
15	Trae Wilke	0	0	0	0	0	0	1	0	0	0	0	0
		Season Total (Home & Away)						1	0	0	0	0	0
16	Sean Tschigerl **	2	1	0	1	2	2	1	1	1	2	1	0
		Season Total (Home & Away)						3	2	1	3	3	2
17	Will Sharpe *	2	0	0	0	-2	0	1	0	0	0	0	0
		Season Total (Home & Away)						3	0	0	0	-2	0
18	Logan Wormald	2	0	0	0	-2	2	1	0	0	0	0	0
		Season Total (Home & Away)						3	0	0	0	-2	2
19	Brayden Edwards	2	0	0	0	-1	0	1	1	0	1	0	6
		Season Total (Home & Away)						3	1	0	1	-1	6
21	Owen Nelson * (AP)	2	0	0	0	1	0	0	0	0	0	0	0
		Season Total (Home & Away)						2	0	0	0	1	0
22	Hayden Pakkala	2	1	0	1	-1	2	1	0	0	0	-1	0
		Season Total (Home & Away)						3	1	0	1	-2	2
23	Carter Dereniwsky	2	0	0	0	-1	0	1	0	0	0	-1	2
		Season Total (Home & Away)						3	0	0	0	-2	2
24	Braeden Wynne	1	0	0	0	0	0	1	0	0	0	0	0
		Season Total (Home & Away)						2	0	0	0	0	0
25	Kash Andresen *	2	0	0	0	0	0	1	0	0	0	0	0
		Season Total (Home & Away)						3	0	0	0	0	0
27	Elias Knoester *	0	0	0	0	0	0	0	0	0	0	0	0
		Season Total (Home & Away)						0	0	0	0	0	0
28	Leo Brailard	2	1	1	2	2	4	1	0	0	0	2	2
		Season Total (Home & Away)						3	1	1	2	4	6
29	Landen Ward *	2	0	0	0	0	4	1	0	0	0	0	0
		Season Total (Home & Away)						3	0	0	0	0	4
NO.	PLAYER	GP	MIN	GA	SVS	GAA	SV%	W	L	OTL	SOL	SO	
30	Koen Cleaver * (AP)	Home	0	0	0	0	####	####	0	0	0	0	0
		Road:	0	0	0	0	####	####	0	0	0	0	0
31	Brady Smith *	Home	0	0	0	0	####	####	0	0	0	0	0
		Road:	1	29	1	13	2.07	0.929	0	0	0	0	0
35	Harrison Meneghin	Home	2	117	6	62	3.08	0.91	0	2	0	0	0
		Road:	1	28	4	11	8.57	0.73	0	1	0	0	0



Lethbridge Hurricanes Hockey Club

2024 Playoff Three Star Tracker



2024-04-02

Overall For Season (w/ Hurricanes)					In Hurricanes Wins				
NO. PLAYER	1st	2nd	3rd	Total	NO. PLAYER	1st	2nd	3rd	Total
<i>Active Players</i>					<i>Active Players</i>				
30 Koen Cleaver * (AP)	0	0	0	0	30 Koen Cleaver * (AP)	0	0	0	0
31 Brady Smith *	0	0	0	0	31 Brady Smith *	0	0	0	0
35 Harrison Meneghin	0	0	0	0	35 Harrison Meneghin	0	0	0	0
2 Logan McCutcheon	0	0	0	0	2 Logan McCutcheon	0	0	0	0
4 Carsen Adair * (AP)	0	0	0	0	4 Carsen Adair * (AP)	0	0	0	0
6 Kale Tipler *	0	0	0	0	6 Kale Tipler *	0	0	0	0
7 Joe Arntsen **	0	0	0	0	7 Joe Arntsen **	0	0	0	0
8 Noah Chadwick	0	0	0	0	8 Noah Chadwick	0	0	0	0
9 Tristen Doyle	0	0	0	0	9 Tristen Doyle	0	0	0	0
10 Dylan Sydor **	0	0	0	0	10 Dylan Sydor **	0	0	0	0
11 Luke Cozens *	0	0	0	0	11 Luke Cozens *	0	0	0	0
12 Kooper Gizowski	0	0	0	0	12 Kooper Gizowski	0	0	0	0
14 Miguel Marques	0	0	0	0	14 Miguel Marques	0	0	0	0
15 Trae Wilke	0	0	0	0	15 Trae Wilke	0	0	0	0
16 Sean Tschigerl **	0	1	0	1	16 Sean Tschigerl **	0	0	0	0
17 Will Sharpe *	0	0	0	0	17 Will Sharpe *	0	0	0	0
18 Logan Wormald	0	0	0	0	18 Logan Wormald	0	0	0	0
19 Brayden Edwards	0	0	0	0	19 Brayden Edwards	0	0	0	0
21 Owen Nelson * (AP)	0	0	0	0	21 Owen Nelson * (AP)	0	0	0	0
22 Hayden Pakkala	0	0	0	0	22 Hayden Pakkala	0	0	0	0
23 Carter Dereniwsky	0	0	0	0	23 Carter Dereniwsky	0	0	0	0
24 Braeden Wynne	0	0	0	0	24 Braeden Wynne	0	0	0	0
25 Kash Andresen *	0	0	0	0	25 Kash Andresen *	0	0	0	0
27 Elias Knoester *	0	0	0	0	27 Elias Knoester *	0	0	0	0
28 Leo Brailard	0	0	1	1	28 Leo Brailard	0	0	0	0
29 Landen Ward *	0	0	0	0	29 Landen Ward *	0	0	0	0



Lethbridge Hurricanes Hockey Club

Playoff Team Stats Home vs. Away



Home Stats		Away Stats		Total Stats	
Record	0 - 1 - 0 - 0	Record	0 - 2 - 0 - 0	Record	0 - 3 - 0 - 0
Goals For		Goals For		Goals For	
1st Period	1	1st Period	1	1st Period	2
2nd Period	1	2nd Period	1	2nd Period	2
3rd Period	1	3rd Period	1	3rd Period	2
Overtime	0	Overtime	0	Overtime	0
Shootout	0	Shootout	0	Shootout	0
TOTAL	3	TOTAL	3	TOTAL	6
Goals Against		Goals Against		Goals Against	
1st Period	2	1st Period	2	1st Period	4
2nd Period	3	2nd Period	1	2nd Period	4
3rd Period	0	3rd Period	4	3rd Period	4
Overtime	0	Overtime	0	Overtime	0
Shootout	0	Shootout	0	Shootout	0
TOTAL	5	TOTAL	7	TOTAL	12
Shots For		Shots For		Shots For	
1st Period	10	1st Period	15	1st Period	25
2nd Period	11	2nd Period	22	2nd Period	33
3rd Period	10	3rd Period	28	3rd Period	38
Overtime	0	Overtime	0	Overtime	0
TOTAL	31	TOTAL	65	TOTAL	96
Shots Against		Shots Against		Shots Against	
1st Period	11	1st Period	26	1st Period	37
2nd Period	9	2nd Period	19	2nd Period	28
3rd Period	9	3rd Period	24	3rd Period	33
Overtime	0	Overtime	0	Overtime	0
TOTAL	29	TOTAL	69	TOTAL	98
Power Play		Power Play		Power Play	
Goals	1	Goals	0	Goals	1
Opportunity	2	Opportunity	5	Opportunity	7
Percentage	50.0%	Percentage	0.0%	Percentage	14.3%
Penalty Kill		Penalty Kill		Penalty Kill	
Kills	1	Kills	3	Kills	4
Opportunity	5	Opportunity	6	Opportunity	11
Percentage	20.0%	Percentage	50.0%	Percentage	36.4%
Faceoffs		Faceoffs		Faceoffs	
Wins	32	Wins	50	Wins	82
Losses	30	Losses	64	Losses	94
Percentage	51.6%	Percentage	43.9%	Percentage	46.6%



Lethbridge Hurricanes Hockey Club 2024 Playoff Game By Game



DATE	GM #	OPP	SCORE	HURRICANE GOALS	OPPOSITION GOALS	LET PP	OPP PP	SHOTS	SERIES
ROUND ONE vs. SWIFT CURRENT BRONCOS									
Fri, Mar. 29	1	at SC	3-0 L	-----	Wyrostok , Geekie, Caswell	0/3	1/2	33-28 LET	SC leads 1-0
Sat, Mar. 30	2	at SC	4-3 L	Brailiard, Tschigerl, Pakkala	Filmon, McCleary, Hvidston, Geekie	0/2	2/4	41-32 SC	SC leads 2-0
Tue, Apr. 2	3	vs. SC	5-3 L	Sydor, Tschigerl, Edwards	Mistelbacher (3) , Filmon, Geekie	1/2	4/5	31-29 LET	SC leads 3-0
Wed, Apr. 3	4	vs. SC							
Fri, Apr. 5	* 5	at SC							
Sun, Apr. 7	* 6	vs. SC							
Tue, Apr. 9	* 7	at SC							

***BOLD** indicates game winning goal

Situational Record	
Back To Back Games	
First Game	0 - 2
Second Game	0 - 1
3-in-3	
First Game	0 - 0
Second Game	0 - 0
Third Game	0 - 0

Situational Record	
Scoring First	0 - 2
Not Scoring First	0 - 1
1 Goal Games	0 - 1
2 Goal Games	0 - 1
3+ Goal Games	0 - 1
Leading After 1st	0 - 1
Trailing After 1st	0 - 2
Tied After 1st	0 - 0
Leading After 2nd	0 - 1
Trailing After 2nd	0 - 2
Tied After 2nd	0 - 0
Overtime	0 - 0
More Shots	0 - 2
Less Shots	0 - 1
Shots Tied	0 - 0
More PP's	0 - 1
Less PP's	0 - 2
PP's Tied	0 - 0
Score 3 or Less	0 - 3
Score 4 or More	0 - 0
Allow 3 or Less	0 - 1
Allow 4 or More	0 - 2
30 or Less Shots	0 - 0
31 or More Shots	0 - 3
Allow 30 or Less Shots	0 - 2
Allow 31 or More Shots	0 - 1

Record By Day	
Monday	0 - 0
Tuesday	0 - 1
Wednesday	0 - 0
Thursday	0 - 0
Friday	0 - 1
Saturday	0 - 1
Sunday	0 - 0



Lethbridge Hurricanes Hockey Club

2024 Playoff Highs/Lows & Situational

2024-04-02



Category	Total	When
Most Goals For		
1st Period	1	2x - Last: Apr. 2 vs. SC (GM3, R1)
2nd Period	1	2x - Last: Apr. 2 vs. SC (GM3, R1)
3rd Period	1	2x - Last: Apr. 2 vs. SC (GM3, R1)
Overtime	-	-
Overtime 2	-	-
Game	3	2x - Last: Apr. 2 vs. SC (GM3, R1)

Goals For Breakdown		
Goals For	Times	Record
0 (Shutout)	1	0-1
1	-	-
2	-	-
3	2	0-2
4	-	-
5	-	-
6	-	-
7+	-	-

Most Shots For		
1st Period	10	2x - Last: Apr. 2 vs. SC (GM3, R1)
2nd Period	13	Mar. 30 at SC (GM2, R1)
3rd Period	19	Mar. 29 at SC (GM1, R1)
Overtime	-	-
Overtime 2	-	-
Game	33	Mar. 29 at SC (GM1, R1)

Fewest Shots For		
1st Period	5	Mar. 29 at SC (GM1, R1)
2nd Period	9	Mar. 29 at SC (GM1, R1)
3rd Period	9	Mar. 30 at SC (GM1, R1)
Overtime	-	-
Overtime 2	-	-
Game	31	Apr. 2 vs. SC (GM3, R1)

Shots For Breakdown		
Shots For	Times	Record
19-or-Less	-	-
20-29	-	-
30-39	3	0-3
40-49	-	-
50+	-	-

Special Teams		
PP GF, Period	1	Apr. 2 vs. SC (GM3, R1)
PP GF, Game	1	Apr. 2 vs. SC (GM3, R1)

PP GA, Period	3	Apr. 2 vs. SC (GM3, R1)
PP GA, Game	4	Apr. 2 vs. SC (GM3, R1)

SH GF, Period	1	Apr. 2 vs. SC (GM3, R1)
SH GF, Game	1	Apr. 2 vs. SC (GM3, R1)

SH GA, Period	-	-
SH GA, Game	-	-

Most PIM	14	Mar. 30 at SC (GM2, R1)
----------	----	-------------------------

Category	Total	When
Most Goals Against		
1st Period	2	2x - Last: Apr. 2 vs. SC (GM3, R1)
2nd Period	3	Apr. 2 vs. SC (GM3, R1)
3rd Period	3	Mar. 30 at SC (GM2, R1)
Overtime	-	-
Overtime 2	-	-
Game	5	Apr. 2 vs. SC (GM3, R1)

Goals Against Breakdown		
Goals Against	Times	Record
0 (Shutout)	-	-
1	-	-
2	-	-
3	1	0-1
4	1	0-1
5	1	0-1
6	-	-
7+	-	-

Most Shots Against		
1st Period	13	2x - Last: Mar. 30 at SC (GM2, R1)
2nd Period	14	Mar. 30 at SC (GM2, R1)
3rd Period	14	Mar. 30 at SC (GM2, R1)
Overtime	-	-
Overtime 2	-	-
Game	41	Mar. 30 at SC (GM2, R1)

Fewest Shots Against		
1st Period	11	Apr. 2 vs. SC (GM3, R1)
2nd Period	5	Mar. 29 at SC (GM1, R1)
3rd Period	9	Apr. 2 vs. SC (GM3, R1)
Overtime	-	-
Overtime 2	-	-
Game	28	Mar. 29 at SC (GM1, R1)

Shots Against Breakdown		
Shots Against	Times	Record
19-or-Less	-	-
20-29	2	0-2
30-39	-	-
40-49	1	0-1
50+	-	-

Situational Goals For/Against		
Situation	GF	GA
5 on 5 ES	3	4
5 on 4 PP	1	7
5 on 3 PP	0	0
4 on 4 ES	0	0
4 on 3 PP	0	0
3 on 3 ES	0	0
Shorthanded Goals	1	0
Empty Net	0	1
Extra Attacker	1	0
Penalty Shot	0	0



Lethbridge Hurricanes Hockey Club

Playoff Overtime



Playoff Overtime (Dating Back to 1996)

All-Time Overtime Record | 11-12 (1-3 in 2OT)

Player	Total	Date
--------	-------	------

NO CURRENT HURRICANES HAVE PLAYOFF OVERTIME GOALS

2024 Playoff Overtime Games

2024 Playoff OT Record	-
------------------------	---

Hurricanes have won four of their last six playoff overtime games dating back to 2018

Playoff Overtime Goal Scorers (Dating Back to 1996)

Calen Addison (2)	Taylor Ross
Tate Olson	Tyler Wong
Austin Fyten	Daniel Iwanski
Dwight King	Brian Patterson
Matt Demarski	Mike O'Grady

**Bold indicates active Hurricane*

All-Time Overtime Results (Dating Back to 1996)

DATE	ROUND/GAME	RESULT/OPPONENT	OT SCORER
2023 Playoffs			
Mar. 31/2023	Round 1, Game 1	2-1 Loss (2OT) at Moose Jaw Warriors	Jagger Firkus (MJ)
2019 Playoffs			
Mar. 31/2019	Round 1, Game 6	7-6 Win at Calgary Hitmen	Taylor Ross (LET)
Mar. 22/2019	Round 1, Game 1	3-2 Win vs. Calgary Hitmen	Calen Addison (LET)
2018 Playoffs			
Apr. 21/2018	Round 3, Game 2	4-3 Loss at Swift Current Broncos	Giorgio Estephan (SC)
Apr. 7/2018	Round 2, Game 2	5-4 Win vs. Brandon Wheat Kings	Tate Olson (LET)
Mar. 27/2018	Round 1, Game 3	5-4 Win at Red Deer Rebels	Calen Addison (LET)
2017 Playoffs			
Apr. 22/2017	Round 3, Game 2	3-2 Loss at Regina Pats	Adam Brooks (REG)
Apr. 18/2017	Round 2, Game 7	5-4 Win at Medicine Hat Tigers	Tyler Wong (LET)
Apr. 12/2017	Round 2, Game 4	3-2 Loss vs. Medicine Hat Tigers	John Dahlstrom (MH)
Mar. 29/2017	Round 1, Game 3	4-3 Loss (2OT) at Red Deer Rebels	Evan Polei (RD)
2008 Playoffs			
May 6/2008	Round 4, Game 3	2-1 Loss vs. Spokane Chiefs	Tyler Johnson (SPO)
Apr. 18/2008	Round 3, Game 2	4-3 Win at Calgary Hitmen	Austin Fyten (LET)
Apr. 9/2008	Round 2, Game 4	2-1 Win (2OT) at Kootenay ICE	Daniel Iwanski (LET)
Apr. 5/2008	Round 2, Game 2	5-4 Win vs. Kootenay ICE	Dwight King (LET)
Mar. 28/2008	Round 1, Game 5	4-3 Loss at Brandon Wheat Kings	Matt McCue (BRD)
2006 Playoffs			
Apr. 2/2006	Round 1, Game 6	3-2 Loss vs. Calgary Hitmen	Jeff Schultz (CGY)
Apr. 1/2006	Round 1, Game 5	3-2 Loss at Calgary Hitmen	Brodie Dupont (CGY)
2005 Playoffs			
Apr. 1/2005	Round 1, Game 5	2-1 Loss vs. Calgary Hitmen	Andrew Ladd (CGY)
Mar. 20/2005	Round 1, Game 4	3-2 Loss (2OT) at Calgary Hitmen	Andrew Ladd (CGY)
2001 Playoffs			
Mar. 23/2001	Round 1, Game 1	3-2 Win at Red Deer Rebels	Brian Patterson (LET)
1997 Playoffs			
Apr. 12/1997	Round 3, Game 1	3-2 Win vs. Red Deer Rebels	Matt Demarski (LET)
Apr. 1/1997	Round 2, Game 2	5-4 Loss vs. Moose Jaw Warriors	Dustin Paul (MJ)
Mar. 21/1997	Round 2, Game 1	3-2 Win vs. Moose Jaw Warriors	Mike O'Grady (LET)



Game 4 v.s. Lethbridge Hurricanes – Wednesday, April 3

SC Leads 3-0

Game 2: The Swift Current Broncos took a 3-0 series lead on the Lethbridge Hurricanes on Tuesday night with a 5-3 win in Lethbridge in Game 3. **Luke Mistelbacher's** hat-trick led the way for the Broncos, while **Josh Filmon** and **Conor Geekie** added the other markers. **Reid Dyck** stopped 28 shots in the win as well. The powerplay was 4/5 and the penalty kill was 1/2.

Looking for the Sweep: The Swift Current Broncos have a chance to earn their spot in the second round with a win tonight over Lethbridge. A win would give the Broncos a 4-0 sweep, the first time they've swept a playoff series since 1997 (v.s. Medicine Hat).

Magic Mistelbacher: **Luke Mistelbacher's** hat-trick on Tuesday night was the Broncos first playoff hat-trick since May 8, 2018, when Glenn Gawdin notched three against Everett. However, it was just six playoff games separated those two milestones. Mistelbacher has 14 goals over this last 19 games, dating back to the regular season.

#ReidDyckulous: Broncos netminder **Reid Dyck** was named the WHL's Goalie of the Week on Monday after his performances in games 1 and 2 of the series. Dyck made 33 saves for the shutout in game one, and then made 29 saves in Saturday's win. He was the only goalie to record a shutout on opening weekend.

The Matchup: The Lethbridge Hurricanes are the first team on the playoff docket for the Swift Current Broncos. In the regular season, the two clubs met eight times, the Broncos held a record of 4-4-0-0 against the Hurricanes. In the series, the Broncos scored 29 goals, and allowed 27 goals. The powerplay was 4/26 (15.4%) and the penalty kill was 17/27 (65.7%). **Connor Hvidston** led the way offensively for the Broncos with six goals and four assists for 10 points in six games. **Reid Dyck** started two games in the series and earned two wins, one of which was a shutout to go along with a .980 save-percentage.

Date	Result	GWG
Sep. 22 @ LET	3-1 Lethbridge	Landen Ward
Sep. 23 @ SC	5-2 Lethbridge	Trae Wilkie
Dec. 8 @ LET	5-3 Lethbridge	Logan McCutcheon
Dec. 9 @ SC	3-1 Swift Current	Luke Mistelbacher
Dec. 27 @ LET	7-6 Swift Current (OT)	Rylan Gould
Jan. 3 @ LET	6-3 Lethbridge	Tyson Zimmer
Jan. 31 @ SC	6-0 Swift Current	Josh Filmon
Feb. 14 @ SC	6-1 Swift Current	Clarke Caswell

History: While the Broncos and the Lethbridge Hurricanes are tied together in history, the two clubs have only met one other time in the WHL Playoffs. Their only other meeting was back in 2018, in the Eastern Conference Final. The Broncos won that series 4-games-to-2. The two clubs history dates back to the Swift Current Broncos leaving for Lethbridge in 1974, keeping the Broncos name before returning to Swift Current in 1986/1987.

Regular Season Stat Leaders:

Points: Conor Geekie (99)
Goals: Conor Geekie (43)
Assists: Conor Geekie (56)
PIMS: Ryan McCleary (73)
+/-: Conor Geekie (51)

SOG: Conor Geekie (223)
GWG: Conor Geekie/Josh Filmon (6)
Wins: Reid Dyck (25)
Goals-Against-Average: Reid Dyck (2.70)
Save Percentage: Reid Dyck (.911)

Going Streaking: *Dates back to End of Regular Season + Playoffs*

- **Conor Geekie** has points in 19 straight games (14-21-34)
- **Clarke Caswell** has points in 15 straight games (9-14-23)
- **Mat Ward** has points in five straight games (2-6-8)
- **Luke Mistelbacher** has points in six straight games (0-7-7)

Regular Season Storylines

Hey Now, You're an All-Star: The Swift Current Broncos had three players named to the Central Division All-Star Teams on Tuesday, March 26. First, goaltender **Reid Dyck** was named to the Second All-Star Team. Then, it was forward **Conor Geekie**, and defenceman **Owen Pickering** being named to the First All-Star team.

Central Division Crown: The Broncos are Central Division Champions for the 2024 season. The last time the Broncos won a division title was 2001, winning the East. The coach that season was Brad McEwen, the father of Broncos current Interim Head Coach Taras McEwen. The Broncos also last won the Central Division in 1996.

Twenty Tucks: There were a total of seven players with 20 or more goals on the Broncos roster this season. **Conor Geekie** (22 with SC), **Josh Filmon** (27), **Connor Hvidston** (27), **Clarke Caswell** (26), **Rylan Gould** (23), **Brady Birnie** (22), and **Luke Mistelbacher** (20) all hit the plateau. The last time the Broncos had this many players reach the mark was 2007/2008. It's also just the sixth time there have been seven or more players with 20 goals on the roster.

Caswell Can Do It: 2006-born forward **Clarke Caswell** scored 26 goals and added 51 assists for 77 points this season. His 77 points are the 10th most points as a 17-year-old in Modern Broncos History (Since 1986/1987). It's the most since Aleksi Heponiemi had 86 points in 2016/2017. He's the fourth 17-year-old to reach 70 points since the year 2000.

Passing Pickering: On March 15, **Owen Pickering** notched his 100th career assist against Medicine Hat. He now has 104 assists in his career, which sits him tied for 9th on the Broncos All-Time list among defencemen in Modern History (Since 1986/1987). Pickering's 131 points are also good for 11th all-time among Defencemen. His 27 goals are also tied for 10th.

Cool, Calm, Coupland: Broncos 16-year-old forward **Ty Coupland** current has 31 points on the year. His point total is currently the 11th most points as a 16-year-old in Modern Bronco History (Since 1986/1987). Coupland's 14 goals this season are tied for the 9th most goals by a player of that age, and the most since 2009/2010 when Adam Lowry had 15.

Kettles Cooking: Broncos Defenceman **Peyton Kettles** currently sits at 13 points on the season. He currently sits fourth in most points by a 16-year-old defenceman in Modern Broncos history (Since 1986/87). The 2007-born defenceman is 6 points back of third-most in a season by a 16-year-old, Brycen Martin had 19 in 2012/2013.

NHL Central Scouting: NHL's Central Scouting service came out with their mid-term rankings on January 12, 2024. Two Broncos were named in the report with **Clarke Caswell** going from a 'C' rated prospect to being the 68th ranked North American Skater, and **Luke Mistelbacher** being ranked 210th after not being rated in the preliminary rankings.

Behind the Bench: On November 29, the Broncos announced that **Taras McEwen** would remain as the Interim Head Coach of the Broncos for the remainder of the season. Under McEwen, the Broncos were 31-13-4-2 in the regular season. They have scored 220 goals (4.40/game), and gave up 169 goals (3.38/game). The powerplay is 38/187 (20.3%) and the penalty kill is 133/184 (72.3%).

Fast Facts – Regular Season:

- The Broncos scored 286 goals this season (4.20/game), it's the most the team has scored in a season since 1996/1997 (72GP).
- The Broncos 40 wins marks the 13th 40-win season in Modern History, and the first in the 68-game era.
- **Ryan McCleary's** 11 goals this season were the most by a defenceman since 2017/2018.
- Since January 28, the Broncos are 18-4-2-0.
- The Broncos scored seven or more goals 10 times this season.
- Heading into the WHL Playoffs, the Broncos have 59 games on playoff experience.
- **Brady Birnie** has played in 171 straight regular season games.
- Since February 14, the Broncos have a PPG in 13/17 games (20/65)
- **Reid Dyck's** 25 Wins are the most in a season for the Broncos since 2013/2014 (Eetu Laurikainen – 25)
- The Broncos had two players record hat-tricks this season (Dec. 29 @ MH – **Caleb Wyrastok**, Feb. 9 v EDM – **Conor Geekie**)
- The Broncos scored a Shorthanded Goal in three of the team's final six games this season.
- The Broncos ended the regular season with nine straight wins on home ice.
- Three Broncos played all 68 games for the team this season (Caswell, Gould, Birnie)

Milestones Reached This Season:

September 30, 2023 @ Brandon: **Connor Hvidston** – 100 points
December 1, 2023 v.s. Prince Albert: **Owen Pickering** – 100 points
December 27, 2023 @ Lethbridge: **Clarke Caswell** – 100 games played
January 28, 2024 @ Saskatoon: **Luke Mistelbacher** – 100 games played
February 16, 2024 @ Regina: **Conor Geekie** – 200 games played & 100 goals
February 17, 2024 v.s. Regina: **Connor Gabriel** – 100 games played
February 19, 2024 v.s. Moose Jaw: **Josh Filmon** – 200 games played
March 1, 2024 @ Red Deer: **Reid Dyck** - 100 games played
March 1, 2024 @ Red Deer: **Zach Turner** - 100 games played
March 6, 2024 v.s. Edmonton: **Caleb Wyrastok** – 100 points
March 9, 2024 v.s. Brandon: **Mathew Ward** – 200 points
March 9, 2024 v.s. Brandon: **Ryan McCleary** – 100 points
March 12, 2024 @ Prince Albert: **Owen Pickering** – 200 games played
March 12, 2024 @ Prince Albert: **Brady Birnie** – 200 games played
March 15, 2024 v.s. Medicine Hat: **Clarke Caswell** – 100 points
March 15, 2024 v.s. Medicine Hat: **Owen Pickering** – 100 assists
March 16, 2024 @ Medicine Hat: **Ryan McCleary** – 200 games played
March 17, 2024 @ Edmonton: **Brady Birnie** – 100 points

How They Were Built

Round	#	Player(s) (Year, Overall)
1	4	Mathew Ward (2019, 14 th), Brady Birnie (2020, 21 st), Clarke Caswell (2021, 6 th), Peyton Kettles (2022, 6 th)
2	4	Rylan Gould (2020, 42 nd), Grayson Burzynski (2020, 44 th), Ty Coupland (2022, 42 nd), Jace McFaul (2022, 26 th)
3	2	Reid Dyck (2019, 45 th), Dawson Gerwing (2021, 48 th)
4	2	Josh Filmon (2019, 67 th), Van Eger (2020, 88 th)
5	2	Connor Gabriel (2020, 89 th), Joey Rocha (2020, 109 th)
7	1	Connor Hvidston (2019, 133 rd)
9	2	Caleb Wyrstok (2018, 197 th), Owen Pickering (2019, 177 th)
Import	2	Jakub Dvorak (2022, 22 nd), Petr Pavelec (2023, 24 th)
Listed/Signed	1	Luke Mistelbacher
Trade	4	Ryan McCleary, Zach Turner, Conor Geekie, Tyson Galloway

Roster Breakdown

2003 (3)	2004 (7)	2005 (9)	2006 (2)	2007(3)
Caleb Wyrstok Tyson Galloway Ryan McCleary	Mathew Ward Connor Hvidston Josh Filmon Owen Pickering Reid Dyck Zach Turner Conor Geekie	Rylan Gould Luke Mistelbacher Connor Gabriel Brady Birnie Petr Pavelec Grayson Burzynski Joey Rocha Jakub Dvorak Van Eger	Dawson Gerwing Clarke Caswell	Ty Coupland Peyton Kettles Jace McFaul

Geographical breakdown

Manitoba (10)	Rylan Gould, Luke Mistelbacher, Josh Filmon, Clarke Caswell, Peyton Kettles, Owen Pickering, Grayson Burzynski, Reid Dyck, Zach Turner, Conor Geekie
Saskatchewan (6)	Connor Gabriel, Brady Birnie, Dawson Gerwing, Connor Hvidston, Ryan McCleary, Van Eger
British Columbia (4)	Mat Ward, Ty Coupland, Joey Rocha, Tyson Galloway
Alberta (2)	Caleb Wyrstok, Jace McFaul
Czechia (2)	Petr Pavelec, Jakub Dvorak



Swift Current Broncos



2023-24 Playoff Roster

No.	Forwards (14)	YOB	Height	WT	S	Hometown	2022-23 Season	League	GP	G	A	PTS	PIM	ACQUIRED	PRONOUNCIATION
10	Mathew Ward	04	5'8	171	L	Kamloops, BC	Swift Current Broncos	WHL	68	26	48	74	93	2019 Round 1, 14th	
12	Rylan Gould	05	5'10	177	L	Headingley, MB	Swift Current Broncos	WHL	64	1	3	4	26	2020 Round 2, 42nd	GHOUL-D
13	Luke Mistelbacher	05	5'11	201	R	Steinbach, MB	Swift Current Broncos	WHL	56	6	10	16	8	List Player	MISSLE-bocker
14	Connor Gabriel	05	6'1	173	L	Saskatoon, SK	Swift Current Broncos	WHL	53	1	4	5	4	2020 Round 5, 89th	
15	Ty Coupland *	07	5'10	161	R	North Vancouver, B.C.	Burnaby Winter Club U18 Prep	CSSHL U18	28	15	20	35	20	2022 Round 2, 42nd	COPE-land
16	Brady Birnie	05	5'7	153	L	Regina, SK	Swift Current Broncos	WHL	68	18	21	39	32	2020 Round 1, 21st	BER-knee
18	Dawson Gerwing *	06	6'3	220	L	Meadow Lake, SK	Warman Wildcats	SMAAAHL	44	13	18	13	82	2021 Round 3, 48th	GERR-wing
19	Caleb Wyrostok	03	5'9	172	R	Medicine Hat, AB	Swift Current Broncos	WHL	52	24	16	40	95	2018 Round 9, 197th	why-RAW-stock
21	Connor Hvidston	04	6'2	185	L	Tisdale, SK	Swift Current Broncos	WHL	59	21	44	65	34	2019 Round 7, 133rd	VID-stin
24	Josh Filmon	04	6'3	161	L	Winnipeg, MB	Swift Current Broncos	WHL	64	47	28	75	26	2019 Round 4, 67th	FILL-min
25	Clarke Caswell	06	5'10	164	L	Brandon, MB	Swift Current Broncos	WHL	63	9	20	29	22	2021 Round 1, 6th	CAZ-well
29	Van Eger (AP)	05	6'	181	R	Willow Bunch, SK	Swift Current Broncos	WHL	35	0	0	0	14	2020 Round 4, 88th	EGG-er
34	Petr Pavelec *	05	6'1	207	L	Ostrava, CZE	HC Vitkovice U20	Czechia U20	46	8	5	13	49	2023 Import Round 1, 24th	pav-leck
96	Conor Geekie	04	6'4	197	L	Strathclair, MB	Winnipeg Ice	WHL	66	35	42	77	28	Trade From Wenatchee	
No.	Defencemen (8)	YOB	Height	WT	S	HOMETOWN	2022-23 season	League	GP	G	A	PTS	PIM	ACQUIRED	PRONOUNCIATION
2	Zach Turner	04	6'3	192	L	Boissevain, MB	Brandon Wheat Kings	WHL	22	0	0	0	10	Trade From Brandon	
3	Jace McFaul * (AP)	07	5'9	157	R	Edmonton, AB	Pacific Coast Academy U18	CSSHL U18	31	6	14	20	20	2022, Round 2, 26th	mick-FALL
4	Peyton Kettles *	07	6'4	185	R	Winnipeg, MB	RHA Winnipeg U18	CSSHL U18	22	2	14	16	20	2022, Round 1, 6th	
6	Ryan McCleary	03	6'3	177	R	Swift Current, SK	Portland Winterhawks	WHL	66	13	18	31	51	Trade From Portland	
7	Tyson Galloway	03	6'4	200	L	Kamloops, BC	Calgary Hitmen	WHL	64	3	26	29	90	Trade From Calgary	
20	Jakub Dvorak *	05	6'5	203	L	Liberec, CZE	Bili Tygri Liberec	Czechia	24	0	2	2	6	2022 Import, Round 1, 22nd	duh-VOR-ack
27	Owen Pickering	04	6'4	185	L	St. Adolphe, MB	Swift Current Broncos	WHL	61	9	36	45	30	2019 Round 9, 177th	
38	Grayson Burzynski	05	6'3	207	L	Winnipeg, MB	Swift Current Broncos	WHL	54	3	3	6	22	2020 Round 2, 44th	Ber-ZYN-ski
No.	Goaltenders (2)	YOB	Height	WT	C	HOMETOWN	2022-23 season	League	GP	Record	SV%	GAA	ACQUIRED	PRONOUNCIATION	
30	Reid Dyck	04	6'4	187	L	Winkler, MB	Swift Current Broncos	WHL	40	15-23-1	.887	3.62	2019 Round 3, 45th		
35	Joey Rocha	05	6'1	178	L	Nanaimo, BC	Swift Current Broncos	WHL	18	8-5-0	.906	2.85	2020 Round 5, 109th	Roach-Ah	

Bold Denotes Overager

*** - Denotes Rookie**

Hockey Operations Staff

General Manager:

Interim Head Coach:

Assistant Coach/Skill Dev.:

Assistant Coach:

Chad Leslie
Taras McEwen
Regan Darby
Zack Smith

Goalie Coach:

Skill Dev. Coach:

Athletic Therapist:

Equipment Manager:

David Rathjen
Travis Moen
Matt Zoltek
Darien Engelhardt



Swift Current Broncos Player Stats

2024 Playoff Stats

#	PLAYER	YOB	POS	SH	GP	G	A	PTS	PPG	SHG	SOG	GWG	PIM	FO%	+/-	WHL DRAFT	NHL DRAFT
25	Clarke Caswell	06	F	L	3	1	5	6	0	0	13	0	2	0.0	2	2021 Rd 1, 6th (SC)	2024 ELIGIBLE
13	Luke Mistelbacher	05	F	R	3	3	3	6	2	0	13	1	0	100.0	2	List Player	2024 ELIGIBLE
6	Ryan McCleary	03	D	R	3	1	2	3	0	0	3	0	0	0.0	4	2018 Rd 5, 107th (POR)	PIT '21 7th Rd (194th) - FA
96	Conor Geekie	04	F	L	3	3	1	4	2	0	11	1	2	49.2	2	2019, Rd 1, 2nd (WPG)	ARI '22 1st Rd (11th)
21	Connor Hvidston	04	F	L	3	1	2	3	1	0	8	0	0	62.2	-3	2019 Rd 7, 133rd (SC)	ANA '22 5th Rd (139th)
10	Mathew Ward	04	F	L	2	0	2	2	0	0	1	0	6	50.0	E	2019 Rd 1, 14th (SC)	2024 ELIGIBLE
16	Brady Birnie	05	F	L	3	0	1	1	0	0	2	0	0	50.0	1	2020 Rd 1, 21st (SC)	2024 ELIGIBLE
19	Caleb Wyrostok	03	F	R	3	1	0	1	0	0	9	1	4	100.0	1	2018 Rd 9, 197th (SC)	Free Agent
24	Josh Filmon	04	F	L	3	2	1	3	2	0	12	0	0	0.0	-3	2019 Rd 6, 67th (SC)	NJD '22 6th Rd (166th)
15	Ty Coupland	07	F	R	3	0	2	2	0	0	3	0	2	50.0	-1	2022 Rd 2, 42nd (SC)	2025 ELIGIBLE
14	Connor Gabriel	05	F	L	3	0	1	1	0	0	3	0	0	44.4	E	2020 Rd 5, 89th (SC)	2024 ELIGIBLE
34	Petr Pavelec	05	F	L	1	0	1	1	0	0	0	0	0	0.0	E	2023 Import, 24th (SC)	2024 ELIGIBLE
12	Rylan Gould	05	F	L	3	0	0	0	0	0	3	0	4	52.9	-2	2020 Rd 2, 42nd (SC)	2024 ELIGIBLE
27	Owen Pickering	04	D	L	3	0	2	2	0	0	5	0	0	0.0	-4	2019 Rd 9, 177th (SC)	PIT '22 1st Rd (21st)
7	Tyson Galloway	03	D	L	3	0	0	0	0	0	1	0	2	0.0	5	2018 Rd 2, 25th (CGY)	STL '21 5th Rd (145th) - FA
2	Zach Turner	04	D	L	1	0	0	0	0	0	1	0	0	0.0	E	2019 Rd 2, 31st (BDN)	2024 ELIGIBLE
4	Peyton Kettles	07	D	R	3	0	0	0	0	0	4	0	0	0.0	E	2022 Rd 1, 7th (SC)	2025 ELIGIBLE
20	Jakub Dvorak	05	D	L	3	0	0	0	0	0	3	0	0	0.0	-4	2022 Import, 22nd (SC)	LAK '23 2nd Rd (54th)
18	Dawson Gerwing	06	F	L	3	0	0	0	0	0	4	0	2	100.0	E	2021 Rd 3, 48th (SC)	2024 ELIGIBLE
38	Grayson Burzynski	05	D	L	2	0	0	0	0	0	3	0	4	0.0	E	2020 Rd 2, 44th (SC)	2024 ELIGIBLE
29	Van Eger (AP)	05	F	R	0	0	0	0	0	0	0	0	0	0.0	E	2020 Rd 4, 88th (SC)	2024 ELIGIBLE
3	Jace McFaul (AP)	07	D	R	0	0	0	0	0	0	0	0	0	0.0	E	2022 Rd 2, 26th (SC)	2025 ELIGIBLE
#	Goaltenders	YOB	POS	C	GP	W	L	OTL	SOL	GAA	SV%	SO	Shots	Saves	MINS	WHL DRAFT	NHL DRAFT
30	Reid Dyck	04	G	L	3	3	0	0	0	2.00	.938	1	96	90	180	2019 Rd 3, 45th (SC)	BOS '22 6th Rd (183RD)
35	Joey Rocha	05	G	L	0	0	0	0	0	0.00	0.000	0	0	0	0	2020 Rd 5, 109th (SC)	2024 ELIGIBLE

Bold Denotes Overager

Power Play			
	Percent	Opp	PPGF
Overall	50.0%	6	3
Road	80.0%	5	4
Home	63.6%	11	7
Penalty Kill			
	Percent	Opp	Kills
Overall	100.0%	6	6
Road	50.0%	2	1
Home	87.5%	8	7

Goals		
Period	GF	GA
First	4	2
Second	4	2
Third	4	2
OT	0	0
Total	12	6

Records	
Home	2-0-0
Away	1-0-0
Scoring 1st	2-0-0
Opponent Scores First	1-0-0
Lead After 1	2-0-0
Trail After 1	1-0-0
Tied After 1	0-0-0
Lead After 2	2-0-0
Trail After 2	1-0-0
Tied After 2	0-0-0
Outshooting Opp	1-0-0
Outshot by Opp	2-0-0



2023-24 Playoffs

[illegible]

Historic Record By Game Number (Dating Back to 1996)					
Game 1	12-16-3	Game 2	14-17-0	Game 3	15-10-6
Game 4	12-14-4	Game 5	13-12-0	Game 6	5-14-2
Game 7 *		6-3-0	*Game 7 Statistics Date Back to 1986		



Swift Current Broncos

Playoff Overtime History

Playoff Overtime (Since 1996)			
All-Time	20 - 14		
Current Players w/ OTW in Playoffs			
Player	Total	Last	
No Current Broncos Have Scored a Playoff OTW			
2024 Playoff Overtime Games			
Date	Round/Gm	Player	Opponent

Playoff OT Winners (Since 1996)	
Brad Larsen	Colby Sissons
Rocky Thompson	Ryley Lindgren
Chad Beagle	Glenn Gawdin (2)
Brett Allan	Matteo Gennaro
Quinn Sherdahl	Giorgio Estephan (2)
Ben Ondrus (2)	
Duncan Milroy	
Tim Smith	
Kyle Bortis	
Dale Weise	
Colby Cave	
Jake Debrusk	

Swift Current Broncos Overtime Games (Since 1996)					
Date	Round/ Game	Result	Total OT & Time	Opponent	OT Winner
2018 WHL Playoffs					
May 8	Round 4, Game 3	3-2 W	1 OT (62:40)	Everett Silvertips	Glenn Gawdin
May 5	Round 4, Game 2	4-3 W	1 OT (69:27)	Everett Silvertips	Giorgio Estephan
April 21	Round 3, Game 2	4-3 W	1 OT (69:41)	Lethbridge Hurricanes	Giorgio Estephan
April 14	Round 2, Game 6	3-2 L	3 OT (101:14)	Moose Jaw Warriors	Jayden Halbgewachs
April 11	Round 2, Game 4	3-2 W	2 OT (98:14)	Moose Jaw Warriors	Matteo Gennaro
April 10	Round 2, Game 3	4-3 L	1 OT (62:49)	Moose Jaw Warriors	Brett Howden
2017 WHL Playoffs					
April 11	Round 2, Game 4	5-4 W	3 OT (109:54)	Regina Pats	Glenn Gawdin
April 6	Round 2, Game 1	2-1 W	1 OT (75:12)	Regina Pats	Ryley Lindgren
April 10	Round 2, Game 3	2-1 W	1 OT (61:46)	Regina Pats	Colby Sissons
2015 WHL Playoffs					
March 31	Round 1, Game 3	5-4 L	1 OT (64:25)	Regina Pats	Austin Wagner
2014 WHL Playoffs					
March 26	Round 1, Game 4	3-2 W	1 OT (65:06)	Medicine Hat Tigers	Jake Debrusk
2013 WHL Playoffs					
March 26	Round 1, Game 4	1-0 L	1 OT (60:37)	Calgary Hitmen	Victor Rask
March 25	Round 1, Game 3	3-2 W	1 OT (70:14)	Calgary Hitmen	Colby Cave
March 21	Round 1, Game 1	6-5 L	1 OT (64:32)	Calgary Hitmen	Alex Roach
2010 WHL Playoffs					
March 24	Round 1, Game 4	3-2 L	1 OT (76:27)	Brandon Wheat Kings	Alexander Urbom
2008 WHL Playoffs					
April 8	Round 2, Game 3	6-5 L	2 OT (99:07)	Calgary Hitmen	Ryan White
March 26	Round 1, Game 4	5-4 W	2 OT (87:37)	Regina Pats	Dale Weise
March 25	Round 1, Game 3	4-3 L	1 OT (67:57)	Regina Pats	J.D. Watt
2007 WHL Playoffs					
April 1	Round 1, Game 6	2-1 L	1 OT (79:53)	Regina Pats	Brett Leffler
March 24	Round 1, Game 2	4-3 W	1 OT (61:07)	Regina Pats	Kyle Bortis
2006 WHL Playoffs					
March 29	Round 1, Game 4	3-2 L	1 OT (69:51)	Medicine Hat Tigers	Derek Dorsett
2003 WHL Playoffs					
March 21	Round 1, Game 1	3-2 L	1 OT (63:49)	Medicine Hat Tigers	Joffrey Lupul
2002 WHL Playoffs					
April 10	Round 2, Game 4	4-3 L	1 OT (63:25)	Brandon Wheat Kings	Jordin Tootoo
April 6	Round 2, Game 2	3-2 L	1 OT (64:36)	Brandon Wheat Kings	Travis Young
2001 WHL Playoffs					
April 24	Round 3, Game 3	3-2 W	1 OT (76:07)	Red Deer Rebels	Tim Smith
April 20	Round 3, Game 1	4-3 W	1 OT (72:45)	Red Deer Rebels	Duncan Milroy
April 11	Round 2, Game 4	4-3 W	2 OT (88:33)	Kootenay Ice	Ben Ondrus
April 10	Round 2, Game 3	3-2 L	1 OT (64:14)	Kootenay Ice	Marek Svatos
March 26	Round 1, Game 3	4-3 W	2 OT (85:23)	Brandon Wheat Kings	Ben Ondrus
1999 WHL Playoffs					
March 28	Round 1, Game 3	4-3 W	1 OT (66:10)	Moose Jaw Warriors	Quinn Sherdahl
1998 WHL Playoffs					
April 1	Round 2, Game 2	3-2 W	2 OT (90:02)	Calgary Hitmen	Brett Allan
March 20	Round 1, Game 2	4-3 W	1 OT (67:37)	Red Deer Rebels	Chad Beagle
1997 WHL Playoffs					
April 4	Round 2, Game 4	3-2 W	1 OT (62:51)	Red Deer Rebels	Rocky Thompson
1996 WHL Playoffs					
March 21	Round 1, Game 1	3-2 W	1 OT (63:06)	Red Deer Rebels	Brad Larsen



Swift Current Broncos

Career WHL Playoff Stats

Player	Team(s)	GP	G	A	PTS	PPG	SHG	GWG	+/-	PIM
Conor Geekie	WEN/WPG/SC	37	12	20	32	2	0	2	10	26
w/ Swift Current	1 Season	3	3	1	4	2	0	1	2	2
w/ Winnipeg/Wenatchee	2 Seasons	34	9	19	28	0	0	1	8	24
Ryan McCleary	POR/SC	23	2	3	5	1	0	0	7	23
w/ Swift Current	1 Season	3	1	2	3	0	0	0	4	0
w/ Portland	3 Seasons	20	1	1	2	1	0	0	3	23
Tyson Galloway	CGY/SC	8	0	1	1	0	0	0	4	8
w/ Swift Current	1 Season	3	0	0	0	0	0	0	4	2
w/ Calgary	1 Season	5	0	1	1	0	0	0	-1	6
Clarke Caswell	SC	3	1	5	6	2	0	1	2	2
Luke Mistelbacher	SC	3	3	3	6	0	0	0	2	0
Connor Hvidston	SC	3	1	2	3	0	0	0	-3	0
Josh Filmon	SC	3	2	1	3	1	0	0	-3	0
Brady Birnie	SC	3	0	1	1	0	0	0	1	0
Caleb Wyrostok	SC	3	1	0	1	0	0	0	1	4
Connor Gabriel	SC	3	0	1	1	0	0	0	E	0
Ty Coupland	SC	3	0	2	2	0	0	0	-1	2
Owen Pickering	SC	3	0	2	2	0	0	0	-3	0
Rylan Gould	SC	3	0	0	0	0	0	0	-3	4
Peyton Kettles	SC	3	0	0	0	0	0	0	E	0
Dawson Gerwing	SC	3	0	0	0	0	0	0	E	0
Jakub Dvorak	SC	3	0	0	0	0	0	0	-4	0
Mathew Ward	SC	2	0	2	2	0	0	0	E	6
Zach Turner	SC	1	0	0	0	0	0	0	E	0
Petr Pavelec	SC	1	0	1	1	0	0	0	E	0
Grayson Burzynski	SC	2	0	0	0	0	0	0	E	4
Van Eger	SC	0	0	0	0	0	0	0	E	0
Jace McFaul	SC	0	0	0	0	0	0	0	E	0
Goaltender		GP	W	L	OTL	SOL	SV%	GAA	SO	Mins
Reid Dyck	SC	3	3	0	0	0	.938	2.00	1	180
Joey Rocha	SC	0	0	0	0	0	0.000	0.00	0	0



Swift Current Broncos Player Stats

2023-24 Regular Season

#	PLAYER	YOB	SH	GP	G	A	PTS	PPG	SHG	SOG	GWG	PIM	FO%	+/-	Shootout	WHL DRAFT	NHL DRAFT
96	Conor Geekie ^	04	L	55	43	56	99	16	1	223	6	66	49.6	51	1-for-2	2019, Rd 1, 2nd (WPG)	ARI '22 1st Rd (11th)
25	Clarke Caswell	06	L	68	26	51	77	3	2	151	4	20	51.1	17	0-for-1	2021 Rd 1, 6th (SC)	2024 ELIGIBLE
12	Rylan Gould	05	L	68	23	45	68	5	2	142	2	39	47.8	22	1-for-2	2020 Rd 2, 42nd (SC)	2024 ELIGIBLE
24	Josh Filmon	04	L	64	27	40	67	5	1	191	6	30	47.4	16	0-for-2	2019 Rd 6, 67th (SC)	NJD '22 6th Rd (166th)
21	Connor Hvidston	04	L	53	27	32	59	11	1	130	5	20	51.9	12	0-for-2	2019 Rd 7, 133rd (SC)	ANA '22 5th Rd (139th)
10	Mathew Ward	04	L	43	19	36	55	4	0	130	4	72	54.6	12	1-for-1	2019 Rd 1, 14th (SC)	2024 ELIGIBLE
13	Luke Mistelbacher	05	R	64	20	33	53	3	0	135	4	8	37.5	21	0-for-1	List Player	2024 ELIGIBLE
16	Brady Birnie	05	L	68	22	28	50	2	0	172	1	24	27.1	20	0-for-1	2020 Rd 1, 21st (SC)	2024 ELIGIBLE
27	Owen Pickering	04	L	59	7	37	44	3	0	124	0	35	0.0	18	0-for-0	2019 Rd 9, 177th (SC)	PIT '22 1st Rd (21st)
6	Ryan McCleary	03	R	56	11	25	36	0	0	110	0	73	0.0	31	0-for-0	2018 Rd 5, 107th (POR)	PIT '21 7th Rd (194th) - FA
19	Caleb Wyrostok	03	R	49	13	21	34	1	1	94	2	70	23.1	4	0-for-0	2018 Rd 9, 197th (SC)	Free Agent
15	Ty Coupland	07	R	61	14	17	31	6	0	94	1	22	55.6	-1	0-for-0	2022 Rd 2, 42nd (SC)	2025 ELIGIBLE
7	Tyson Galloway	03	L	53	5	21	26	1	0	74	0	58	0.0	27	0-for-0	2018 Rd 2, 25th (CGY)	STL '21 5th Rd (145th) - FA
14	Connor Gabriel	05	L	60	10	12	22	0	0	58	1	6	50.8	9	0-for-0	2020 Rd 5, 89th (SC)	2024 ELIGIBLE
2	Zach Turner ^	04	L	46	4	10	14	0	0	35	2	52	0.0	9	0-for-0	2019 Rd 2, 31st (BDN)	2024 ELIGIBLE
38	Grayson Burzynski	05	L	58	2	11	13	1	0	65	0	40	0.0	12	0-for-0	2020 Rd 2, 44th (SC)	2024 ELIGIBLE
4	Peyton Kettles	07	R	61	2	11	13	0	0	51	0	44	0.0	19	0-for-0	2022 Rd 1, 7th (SC)	2025 ELIGIBLE
20	Jakub Dvorak	05	L	21	2	8	10	0	0	36	1	12	0.0	19	0-for-0	2022 Import, 22nd (SC)	LAK '23 2nd Rd (54th)
18	Dawson Gerwing	06	L	42	3	6	9	0	0	24	0	45	83.3	1	0-for-0	2021 Rd 3, 48th (SC)	2024 ELIGIBLE
29	Van Eger (AP)	05	R	31	3	3	6	0	1	29	0	22	43.1	-3	0-for-0	2020 Rd 4, 88th (SC)	2024 ELIGIBLE
34	Petr Pavelec	05	L	47	2	3	5	0	0	29	0	42	0.0	7	0-for-0	2023 Import, 24th (SC)	2024 ELIGIBLE
3	Jace McFaul (AP)	07	R	13	1	1	2	0	0	3	0	4	0.0	2	0-for-0	2022 Rd 2, 26th (SC)	2025 ELIGIBLE
32	Sawyer Dingman (AP)	08	L	2	0	2	2	0	0	1	0	0	0.0	2	0-for-0	2023, Round 2, 30th (SC)	2026 ELIGIBLE
28	Daxon Yerex (AP)	08	L	1	0	1	1	0	0	0	0	0	0.0	E	0-for-0	2023, Round 3, 52nd (SC)	2026 ELIGIBLE
36	Parker Rondeau (AP)	07	L	3	0	0	0	0	0	1	0	0	36.4	-1	0-for-0	2022 Round 2, 30th (SC)	2025 ELIGIBLE
37	Mason Fauser (AP)	08	L	1	0	0	0	0	0	0	0	0	0.0	E	0-for-0	2023 Round 5, 109th (SC)	2026 ELIGIBLE
5	Nathan Gray (AP)	08	L	3	0	0	0	0	0	0	0	0	0.0	E	0-for-0	2023, Round 4, 74th (SC)	2026 ELIGIBLE
39	Jaxson Doyle (AP)	07	L	1	0	0	0	0	0	0	0	2	0.0	E	0-for-0	List Player	2025 ELIGIBLE
39	Jaxen Gauchier (AP)	07	L	3	0	0	0	0	0	0	0	0	0.0	-1	0-for-0	2022 Round 7, 140th (SC)	2025 ELIGIBLE
#	Goaltenders	YOB	C	GP	W	L	OTL	SOL	GAA	SV%	SO	Shots	Saves	MINS	Shootout	WHL DRAFT	NHL DRAFT
30	Reid Dyck	04	L	35	25	7	2	0	2.70	.911	2	1025	934	2,022	4-for-5	2019 Rd 3, 45th (SC)	BOS '22 6th Rd (183RD)
35	Joey Rocha	05	L	26	9	12	1	1	3.94	.881	1	789	695	1,432	2-for-3	2020 Rd 5, 109th (SC)	2024 ELIGIBLE
33	Matthew Kieper (AP)	04	L	11	6	2	2	1	3.53	.891	0	341	304	4,129	2-for-3	2019 Rd 3, 63rd (SC)	2024 ELIGIBLE
31	Berney Weston (AP)	07	L	1	0	1	0	0	6.00	.838	0	37	31	60	0-for-0	2022 Rd 4, 74th (SC)	2025 ELIGIBLE

Bold Denotes Overager

^ Acquired In-Season



Swift Current Broncos Team Statistics

2023-24 Regular Season Recap

Power Play		WHL Rank
Overall	21.1 (57/270)	12th
Road	20.6 (29/141)	12th
Home	21.7 (28/129)	15th
Penalty Kill		WHL Rank
Overall	73.3 (200/273)	18th
Road	65.7 (92/140)	22nd
Home	81.2 (108/133)	6th
SH Goals	10	T-7
Special Teams Leaders		
PP Points	Conor Geekie	23
PP Goals	Conor Geekie	16
PP Assists	Caswell/Ward	18
SH Goals	Caswell/Gould	2
SH Assists	Conor Geekie	3

Longest Streaks of Season	
Overall Win	7 - Feb 14 - Mar 1
Overall Loss	4 - Jan 16 - Jan. 28
Home Win	9 - Feb 14 - Mar 20
Home Loss	2 - Nov 8 - 10
Road Win	4 - Feb 2 - Mar 1
Road Loss	3 - Twice

Goals*		
Period	For	Against
First	94	66
Second	90	79
Third	98	89
OT	2	4
Total	284	238

*Does Not Include Shootout

Overtime Performance	
Record	2-4
OT Winners	
Player (Opponent)	Date
Rylan Gould (LET)	Dec. 27
Connor Hvidston (MH)	Feb. 24

Record Breakdown	
Overall	40-22-4-2
Home	25-5-3-1
Away	15-7-1-1
Scoring 1st	27-8-2-2
Opp Scores 1st	13-14-2-0
Back To Back Games	
First Game	14-5-0-1
Second Game	6-11-2-1

	Faceoffs		
	OVERALL	Road	Home
W	2115	1017	1098
L	2152	1130	1022
%	49.6%	47.4%	51.8%

Most Points by Month		
Month	Player	Total
Sep.	Mat Ward	(4gp) 2G + 4A = 6Pts
Oct.	Mat Ward	(11GP) 6G + 12A = 18Pts
Nov.	Rylan Gould	(10GP) 2G + 10A = 12Pts
Dec.	Hvidston & Gould	(11GP) 14Pts
Jan.	Josh Filmon	(10GP) 6G + 9A = 15Pts
Feb.	Conor Geekie	(11GP) 8G + 11A = 19Pts
Mar.	Conor Geekie	(11GP) 9G + 12A = 21Pts

Penalty Shots For			
Date	Player	Opp Goalie	G or No G
Feb. 23	Conor Geekie	Ethan McCallum (MH)	Goal
Mar. 15	Dawson Gerwing	Zach Zahara (MH)	No Goal
Penalty Shots Against			
Date	Goalie	Opp Player	G or No G
Feb. 24	Reid Dyck	Tomas Mrsic	No Goal
Mar. 17	Joey Rocha	Ty Nash	Goal



Swift Current Broncos

Career WHL Stats

Player	Team(s)	GP	G	A	PTS	PPG	SHG	GWG	+/-	PIM	Shootout
Tyson Galloway	CGY/SC	236	17	71	88	1	1	1	19	212	0-for-0
w/ Swift Current	1 Season	20	2	9	11	0	0	0	24	14	0-for-0
w/ Calgary	6 Seasons	216	15	62	77	1	1	1	-5	198	0-for-0
Conor Geekie	WEN/WPG/SC	215	111	158	269	26	1	20	157	190	1-for-5
w/ Swift Current	1 Season	29	23	27	50	8	1	3	30	38	0-for-0
w/ Winnipeg/Wenatchee	5 Seasons	186	88	131	219	18	0	17	127	152	1-for-5
Josh Filmon	SC	212	99	90	189	24	3	13	2	96	1-for-7
Owen Pickering	SC	205	27	104	131	7	0	2	-19	112	0-for-1
Brady Birnie	SC	206	46	58	104	5	1	2	8	72	0-for-1
Ryan McCleary	POR/SC	203	32	72	104	1	2	4	53	148	0-for-0
w/ Swift Current	1 Season	56	11	25	36	0	0	0	32	69	0-for-0
w/ Portland	3 Seasons	147	21	47	68	1	1	4	21	79	0-for-0
Mathew Ward	SC	199	73	135	208	26	2	15	-21	271	2-for-6
Rylan Gould	SC	198	28	57	82	5	1	2	5	101	1-for-3
Grayson Burzynski	SC	171	10	21	31	1	0	1	16	92	0-for-1
Caleb Wrostopk	SC	169	52	51	103	6	2	6	23	271	1-for-2
Connor Hvidston	SC	170	61	95	156	21	5	12	22	68	0-for-4
Clarke Caswell	SC	135	35	72	107	4	2	3	1	44	1-for-3
Luke Mistelbacher	SC	123	26	43	69	3	0	1	9	16	1-for-5
Connor Gabriel	SC	114	11	18	29	0	0	1	-1	10	0-for-0
Zach Turner	BDN/SC	109	4	10	14	0	0	2	-3	64	0-for-0
w/ Swift Current	1 Season	44	4	10	14	0	0	2	11	48	0-for-0
w/ Brandon	3 Seasons	65	0	0	0	0	0	0	-13	16	0-for-0
Peyton Kettles	SC	63	2	11	13	0	0	0	19	44	0-for-0
Ty Coupland	SC	63	15	17	32	7	0	2	E	22	0-for-0
Petr Pavelec	SC	47	2	3	5	0	0	0	7	42	0-for-0
Dawson Gerwing	SC	42	3	5	8	0	0	0	1	45	0-for-0
Jakub Dvorak	SC	21	2	8	10	0	0	0	19	12	0-for-0
Goaltender		GP	W	L	OTL	SOL	SV%	GAA	SO	Mins	Shootout
Reid Dyck	SC	106	49	46	5	1	.893	3.48	4	6,061	9-for-13
Joey Rocha	SC	45	18	17	1	2	.890	3.57	2	2,418	7-for-11



Swift Current Broncos

All-Time Record Holders

All-Time Playoff Points			
Rank	Player	Years	Stat
1	Andrew Schneider	1989-1993	55
2	Todd Holt	1989-1994	51
3	Jason Krywulak	1991-1993	49
4	Dan Lambert (D)	1986-1990	47
5	Glenn Gawdin	2013-2018	45
T-86	Caswell/Mistelbacher	Active	6

All-Time Playoff Goals			
Rank	Player	Years	Stat
1	Todd Holt	1989-1994	27
2	Layne Ulmer	1997-2001	24
T-3	Glenn Gawdin	2013-2018	21
T-3	Tyler Steenbergen	2014-2018	21
5	Andrew Schneider	1989-1993	19
T-68	Geekie/Mistelbacher	Active	3

All-Time Playoff Assists			
Rank	Player	Years	Stat
1	Andrew Schneider	1989-1993	36
T-2	Dan Lambert (D)	1986-1990	33
T-2	Aleksi Heponiemi	2016-2018	33
4	Jason Krywulak	1991-1993	30
5	Sheldon Kennedy	1986-1989	27
T-69	Luke Mistelbacher	Active	3

Single Playoff Points			
Rank	Player	Year	Stat
1	Andrew Schneider	1993	39
2	Jason Krywulak	1993	37
3	Dean McAmmond	1993	35
4	Tim Tisdale	1989	32
5	Glenn Gawdin	2018	32
T-106	Caswell/Mistelbacher	Active	6

Single Playoff Goals			
Rank	Player	Year	Stat
1	Tim Tisdale	1989	17
2	Dean McAmmond	1993	16
3	Jason Krywulak	1993	15
4	Glenn Gawdin	2018	14
5	Giorgio Estephan	2018	13
T-80	Mistelbacher/Geekie	Active	3

Single Playoff Assists			
Rank	Player	Year	Stat
1	Andrew Schneider	1993	26
2	Aleksi Heponiemi	2018	25
3	Jason Krywulak	1993	22
T-4	Dean McAmmond	1993	19
T-4	Dan Lambert (D)	1989	19
T-75	Luke Mistelbacher	Active	3

All-Time Playoff Points (by Defencemen)			
Rank	Player	Years	Stat
1	Dan Lambert	1986-1990	47
2	Bob Wilkie	1986-1989	32
3	Colby Sissons	2016-2018	29
4	Brent Bilodeau	1991-1993	24
5	Brent Sopel	1994-1997	22
T-40	Ryan McCleary	Active	3

All-Time Playoff Goals (by Defencemen)			
Rank	Player	Years	Stat
1	Dan Lambert	1986-1990	14
2	Colby Sissons	2016-2018	9
3	Brent Bilodeau	1991-1993	7
4	4 Players	N/A	6
5	Jay Langager	1998-2001	5
T-21	Ryan McCleary	Active	1

All-Time Playoff Assists (by Defencemen)			
Rank	Player	Years	Stat
1	Dan Lambert	1986-1990	33
2	Bob Wilkie	1986-1989	26
3	Colby Sissons	2016-2018	20
4	Jeff Henkelman	1994-1998	20
5	Brent Bilodeau	1991-1993	17
T-39	Ryan McCleary	Active	2

Single Playoff Points (by Defencemen)			
Rank	Player	Year	Stat
1	Dan Lambert	1989	28
2	Colby Sissons	2018	23
3	Brent Bilodeau	1993	19
T-4	Brent Sopel	1997	16
T-4	Bob Wilkie	1988	16
T-44	Ryan McCleary	Active	3

Single Playoff Goals (by Defencemen)			
Rank	Player	Year	Stat
1	Dan Lambert	1989	9
T-2	Colby Sissons	2018	5
T-2	Brent Bilodeau	1993	5
T-2	Brent Sopel	1997	5
5	3 Players	N/A	4
T-24	Ryan McCleary	Active	1

Single Playoff Assists (by Defencemen)			
Rank	Player	Year	Stat
1	Dan Lambert	1989	19
2	Colby Sissons	2018	18
3	Brent Bilodeau	1993	14
4	Bob Wilkie	1988	12
5	Brent Sopel	1997	11
T-49	Ryan McCleary	Active	2



Media Kit



Swift Current Broncos vs Lethbridge Hurricanes Game #B: Wednesday, April 3, 2024

Pre-Game



Swift Current Broncos (3-0-0-0) vs. Lethbridge Hurricanes (0-3-0-0)

Apr 3, 2024 -- Enmax Centre - Lethbridge, AB

GOALIES

#	Name	Ht	Wt	GP	W	L	OTL	SO	GAA	SV%
30	Reid Dyck	6'4.5	193	3	3	0	0	1	2.00	0.938
35	Joey Rocha	6'2	183	0	0	0	0	0	0.00	0.000

SKATERS

#	Name	Pos	Ht	Wt	GP	G	A	Pts.	PIM	+/-
2	Zach Turner	D	6'2.5	192	1	0	0	0	0	0
3	Jace McFaul	D	5'9	157	0	0	0	0	0	0
4	Peyton Kettles	D	6'3.5	185	3	0	0	0	0	0
6	Ryan McCleary	D	6'3	182	3	1	2	3	0	4
7	Tyson Galloway	D	6'4	200	3	0	0	0	2	5
10	Mathew Ward	C	5'8	175	2	0	2	2	6	0
12	Rylan Gould	LW	5'10	182	3	0	0	0	4	-2
13	Luke Mistelbacher	LW	6'	190	3	3	3	6	0	2
14	Connor Gabriel	C	6'2	179	3	0	1	1	0	0
15	Ty Coupland	RW	5'10	161	3	0	2	2	2	-1
16	Brady Birnie	LW	5'8	159	3	0	1	1	0	1
18	Dawson Gerwing	LW	6'3	220	3	0	0	0	2	0
19	Caleb Wyrostok	RW	5'9	172	3	1	0	1	4	1
20	Jakub Dvorak	D	6'5"	203	3	0	0	0	0	-4
21	Connor Hvidston	RW	6'2	185	3	1	2	3	0	-3
24	Josh Filmon	RW	6'3	170	3	2	1	3	0	-3
25	Clarke Caswell	LW	5'11	170	3	1	4	5	2	2
27	Owen Pickering	D	6'4	185	3	0	2	2	0	-4
29	Van Eger	RW	6'	180	0	0	0	0	0	0
34	Petr Pavelec	LW	6'5	207	1	0	1	1	0	0
38	Grayson Burzynski	D	6'3	203	2	0	0	0	4	0
96	Conor Geekie	C	6'4	197	3	3	1	4	2	2

Team Staff

GOALIES

#	Name	Ht	Wt	GP	W	L	OTL	SO	GAA	SV%
30	Koen Cleaver	6'2	180	0	0	0	0	0	0.00	0.000
31	Brady Smith	6'1	190	1	0	0	0	0	2.07	0.929
35	Harrison Meneghin	6'3	170	3	0	3	0	0	4.15	0.886

SKATERS

#	Name	Pos	Ht	Wt	GP	G	A	Pts.	PIM	+/-
2	Logan McCutcheon	RD	5'9	157	3	0	0	0	0	1
4	Carsen Adair	LD	6'2	177	0	0	0	0	0	0
6	Kale Tipler	RD	5'10	160	2	0	0	0	0	-1
7	Joe Arntsen	LD	6'3	211	3	0	2	2	2	0
8	Noah Chadwick	LD	6'4	200	3	0	1	1	2	1
9	Tristen Doyle	RD	5'9	180	3	0	1	1	2	-1
10	Dylan Sydor	RW	5'10	170	3	1	0	1	0	-1
11	Luke Cozens	C	6'0	162	1	0	0	0	2	0
12	Kooper Gizowski	LW	5'10	170	3	0	0	0	0	0
14	Miguel Marques	RW	5'11	172	1	0	1	1	2	0
15	Trae Wilke	LW	6'0	190	1	0	0	0	0	0
16	Sean Tschigerl	C	6'0.5	191	3	2	1	3	2	3
17	Will Sharpe	LD	6'1	190	3	0	0	0	0	-2
18	Logan Wormald	LW	5'9	155	3	0	0	0	2	-2
19	Brayden Edwards	C	6'1	185	3	1	0	1	6	-1
21	Owen Nelson	RW	6'1	175	2	0	0	0	0	1
22	Hayden Pakkala	C	6'1	193	3	1	0	1	2	-2
23	Carter Dereniwsky	RW	5'10	168	3	0	0	0	2	-2
24	Braeden Wynne	RD	6'2	175	2	0	0	0	0	0
25	Kash Andresen	C	6'1	165	3	0	0	0	0	0
27	Elias Knoester	RW	5'10	164	0	0	0	0	0	0
28	Leo Braillard	RW	5'11	173	3	1	1	2	6	4
29	Landen Ward	LW	6'3	205	3	0	0	0	4	0

Team Staff

Playoff Bracket

2024 WHL Playoffs, Eastern Conference

Saskatoon (2) vs Prince Albert (1)

Saskatoon leads 2-1

Game 0	Mar 28	Prince Albert (4) at Saskatoon (3)
Game 0	Mar 29	Prince Albert (1) at Saskatoon (4)
Game 0	Apr 2	Saskatoon (4) at Prince Albert (3) OT
Game 0	Apr 3	Saskatoon at Prince Albert 7:00 PM CST
Game 0	Apr 5	Prince Albert at Saskatoon 7:00 PM CST
* Game 0	Apr 6	Saskatoon at Prince Albert 7:00 PM CST
* Game 0	Apr 8	Prince Albert at Saskatoon 7:00 PM CST

2024 WHL Playoffs, Eastern Conference

Swift Current (3) vs Lethbridge (0)

Swift Current leads 3-0

Game 0	Mar 29	Lethbridge (0) at Swift Current (3)
Game 0	Mar 30	Lethbridge (3) at Swift Current (4)
Game 0	Apr 2	Swift Current (5) at Lethbridge (3)
Game 0	Apr 3	Swift Current at Lethbridge 7:00 PM MDT
* Game 0	Apr 5	Lethbridge at Swift Current 7:00 PM CST
* Game 0	Apr 7	Swift Current at Lethbridge 6:00 PM MDT
* Game 0	Apr 9	Lethbridge at Swift Current 7:00 PM CST

2024 WHL Playoffs, Eastern Conference

Moose Jaw (2) vs Brandon (0)

Moose Jaw leads 2-0

Game 0	Mar 29	Brandon (4) at Moose Jaw (7)
Game 0	Mar 30	Brandon (4) at Moose Jaw (5) OT
Game 0	Apr 3	Moose Jaw at Brandon 7:00 PM CDT
Game 0	Apr 4	Moose Jaw at Brandon 7:00 PM CDT
* Game 0	Apr 6	Brandon at Moose Jaw 7:00 PM CST
* Game 0	Apr 7	Moose Jaw at Brandon 6:00 PM CDT
* Game 0	Apr 9	Brandon at Moose Jaw 7:00 PM CST

2024 WHL Playoffs, Eastern Conference

Medicine Hat (1) vs Red Deer (2)

Red Deer leads 2-1

Game 0	Mar 29	Red Deer (5) at Medicine Hat (4) OT2
Game 0	Mar 30	Red Deer (1) at Medicine Hat (3)
Game 0	Apr 2	Medicine Hat (3) at Red Deer (4) OT
Game 0	Apr 3	Medicine Hat at Red Deer 7:00 PM MDT
Game 0	Apr 5	Red Deer at Medicine Hat 7:00 PM MDT
* Game 0	Apr 7	Medicine Hat at Red Deer 2:00 PM MDT
* Game 0	Apr 9	Red Deer at Medicine Hat 7:00 PM MDT

2024 WHL Playoffs, Western Conference

Prince George (3) vs Spokane (0)

Prince George leads 3-0

Game 0	Mar 29	Spokane (1) at Prince George (6)
Game 0	Mar 30	Spokane (4) at Prince George (7)
Game 0	Apr 2	Prince George (4) at Spokane (2)
Game 0	Apr 3	Prince George at Spokane 6:35 PM PDT
* Game 0	Apr 5	Prince George at Spokane 7:05 PM PDT
* Game 0	Apr 8	Spokane at Prince George 7:00 PM PDT
* Game 0	Apr 10	Spokane at Prince George 7:00 PM PDT

2024 WHL Playoffs, Western Conference

Portland (3) vs Victoria (0)

Portland leads 3-0

Game 0	Mar 29	Victoria (3) at Portland (4)
Game 0	Mar 30	Victoria (1) at Portland (5)
Game 0	Apr 2	Portland (6) at Victoria (5)
Game 0	Apr 3	Portland at Victoria 7:05 PM PDT
* Game 0	Apr 5	Portland at Victoria 7:05 PM PDT
* Game 0	Apr 7	Victoria at Portland 5:00 PM PDT
* Game 0	Apr 9	Victoria at Portland 7:00 PM PDT

2024 WHL Playoffs, Western Conference

Everett (1) vs Vancouver (1)

Tied 1-1

Game 0	Mar 29	Vancouver (6) at Everett (4)
Game 0	Mar 30	Vancouver (1) at Everett (2)
Game 0	Apr 3	Everett at Vancouver 7:00 PM PDT
Game 0	Apr 5	Everett at Vancouver 7:00 PM PDT
Game 0	Apr 7	Vancouver at Everett 4:05 PM PDT
* Game 0	Apr 9	Everett at Vancouver 7:00 PM PDT
* Game 0	Apr 10	Vancouver at Everett 7:05 PM PDT

2024 WHL Playoffs, Western Conference

Wenatchee (1) vs Kelowna (2)

Kelowna leads 2-1

Game 0	Mar 29	Kelowna (6) at Wenatchee (8)
Game 0	Mar 30	Kelowna (3) at Wenatchee (1)
Game 0	Apr 2	Wenatchee (1) at Kelowna (5)
Game 0	Apr 3	Wenatchee at Kelowna 7:05 PM PDT
Game 0	Apr 5	Kelowna at Wenatchee 7:00 PM PDT
* Game 0	Apr 7	Wenatchee at Kelowna 2:05 PM PDT
* Game 0	Apr 9	Kelowna at Wenatchee 6:00 PM PDT

Lethbridge Hurricanes 2024 WHL Playoffs Game Schedule

Date	Opponent	Result	Record	Score	GWG	Goaltender	Opposing Goaltender
Mar. 29	at Swift Current	L	0-1-0-0	0-3		Harrison Meneghin (3 GA, 30 SVS)	Reid Dyck (0 GA, 33 SVS)
Mar. 30	at Swift Current	L	0-2-0-0	3-4		Harrison Meneghin (3 GA, 37 SVS)	Reid Dyck (3 GA, 29 SVS)
Apr. 2	Swift Current	L	0-3-0-0	3-5		Harrison Meneghin (4 GA, 11 SVS)	Reid Dyck (3 GA, 28 SVS)
Apr. 3	Swift Current	7:00 pm MDT					
Apr. 5	at Swift Current	7:00 pm CST					
Apr. 7	Swift Current	6:00 pm MDT					
Apr. 9	at Swift Current	7:00 pm CST					
* Overtime Game							

Swift Current Broncos 2024 WHL Playoffs Game Schedule

Date	Opponent	Result	Record	Score	GWG	Goaltender	Opposing Goaltender
Mar. 29	Lethbridge	W	1-0-0-0	3-0	Caleb Wyrastok	Reid Dyck (0 GA, 33 SVS)	Harrison Meneghin (3 GA, 30 SVS)
Mar. 30	Lethbridge	W	2-0-0-0	4-3	Conor Geekie	Reid Dyck (3 GA, 29 SVS)	Harrison Meneghin (3 GA, 37 SVS)
Apr. 2	at Lethbridge	W	3-0-0-0	5-3	Luke Mistelbacher	Reid Dyck (3 GA, 28 SVS)	Harrison Meneghin (4 GA, 11 SVS)
Apr. 3	at Lethbridge	7:00 pm MDT					
Apr. 5	Lethbridge	7:00 pm CST					
Apr. 7	at Lethbridge	6:00 pm MDT					
Apr. 9	Lethbridge	7:00 pm CST					
* Overtime Game							

Leaders (Overall)

Top 20 Scorers

Rank	Player	Team	GP	G	A	PTS
1	James Stefan	POR	3	5	3	8
2	Briley Wood	WEN	3	5	3	8
3	Luca Cagnoni	POR	3	3	4	7
4	Zac Funk	PG	3	2	5	7
5	Luke Mistelbacher	SC	3	3	3	6
6	Ondrej Becher	PG	3	2	4	6
7	Gabe Klassen	POR	3	2	4	6
8	* Gavin McKenna	MH	3	2	4	6
9	Caden Price	KEL	3	1	5	6
10	Riley Heidt	PG	3	0	6	6
11	Tij Iginla	KEL	3	5	0	5
12	Easton Armstrong	SAS	3	4	1	5
13	Josh Davies	POR	3	2	3	5
14	Ryder Ritchie	PA	3	2	3	5
15	Clarke Caswell	SC	3	1	4	5
16	Nate Danielson	POR	3	1	4	5
17	Kenta Isogai	WEN	3	1	4	5
18	Justin Kipkie	VIC	3	1	4	5
19	Trevor Wong	SAS	3	1	4	5
20	Several Players Tied					4

Minor Penalties

Rank	Player	Team	GP	MinPen
1	Cayden Lindstrom	MH	2	5
2	Josh Davies	POR	3	5
3	Reggie Newman	VIC	3	5
4	Sloan Stanick	PA	3	5
5	Teydon Trembecky	VIC	3	5

Power Play Goals

Rank	Player	Team	GP	PPG
1	Briley Wood	WEN	3	3
2	Several Players Tied			2

Shots

Rank	Player	Team	GP	Shots
1	Egor Sidorov	SAS	3	22
2	Zac Funk	PG	3	18
3	James Stefan	POR	3	16
4	Andrew Basha	MH	3	15
5	Ollie Josephson	RD	3	15

Game Winning Goals

Rank	Player	Team	GP	GWG
1	Luca Cagnoni	POR	3	2
2	Several Players Tied			1

Goals

Rank	Player	Team	GP	G
1	James Stefan	POR	3	5
2	Briley Wood	WEN	3	5
3	Tij Iginla	KEL	3	5
4	Easton Armstrong	SAS	3	4
5	* Terik Parascak	PG	3	4

Assists

Rank	Player	Team	GP	A
1	Riley Heidt	PG	3	6
2	Zac Funk	PG	3	5
3	Caden Price	KEL	3	5
4	Several Players Tied			4

Penalty Minutes

Rank	Player	Team	GP	PIM
1	Cayden Lindstrom	MH	2	10
2	Josh Davies	POR	3	10
3	Reggie Newman	VIC	3	10
4	Sloan Stanick	PA	3	10
5	Teydon Trembecky	VIC	3	10

Major Penalties

Rank	Player	Team	GP	MajPen
1	Aiden Oiring	PA	3	1
2	Maddix McCagherty	WEN	2	1
3	Lukas Hansen	SAS	3	1

Short Handed Goals

Rank	Player	Team	GP	SHG
1	Atley Calvert	MJ	2	1
2	Ben Hemmerling	EVT	2	1
3	Rylen Roersma	BDN	2	1
4	Carson Latimer	RD	3	1
5	Sean Tschigerl	LET	3	1

Shooting Percentage

Rank	Player	Team	GP	Goals	Shots	PCT
1	* Hayden Paupanekis	SPO	3	2	2	100.0
2	* Cameron Schmidt	VAN	2	2	2	100.0
3	Easton Armstrong	SAS	3	4	5	80.0
4	Layton Feist	SPO	2	2	3	66.7
5	Several Players Tied					50.0

Plus/Minus

Rank	Player	Team	GP	+/-
1	Josh Davies	POR	3	6
2	Gabe Klassen	POR	3	6
3	Caden Price	KEL	3	6
4	Several Players Tied			5

Leading Goalies

Top 15 Goalies (by GAA)

Rank	Player	Team	GP	Mins	W	L	OTL	SOL	SO	GA	GAA	SOW	SOL	SOGA	SOA	SO%	SA	SVS	SV%
1	* Evan Gardner	SAS	2	120	2	0	0	0	0	4	1.99	0	0	0	0	0.000	53	49	0.925
2	Reid Dyck	SC	3	180	3	0	0	0	1	6	2.00	0	0	0	0	0.000	96	90	0.938
3	* Joshua Ravensbergen	PG	3	180	3	0	0	0	0	7	2.33	0	0	0	0	0.000	85	78	0.918
4	* Zach Zahara	MH	2	126	1	0	1	0	0	5	2.39	0	0	0	0	0.000	67	62	0.925
5	* Chase Wutzke	RD	3	205	2	1	0	0	0	10	2.93	0	0	0	0	0.000	106	96	0.906
6	Jan Spunar	POR	3	180	3	0	0	0	0	9	3.00	0	0	0	0	0.000	80	71	0.888
7	Cooper Michaluk	SPO	2	80	0	1	0	0	0	4	3.01	0	0	0	0	0.000	44	40	0.909
8	Brett Mirwald	VAN	2	119	1	1	0	0	0	6	3.02	0	0	0	0	0.000	97	91	0.938
9	Jari Kykkanen	KEL	3	177	2	1	0	0	0	9	3.05	0	0	0	0	0.000	90	81	0.900
10	Max Hildebrand	PA	3	180	1	1	1	0	0	11	3.66	0	0	0	0	0.000	109	98	0.899
11	* Ethan McCallum	MH	1	81	0	0	1	0	0	5	3.69	0	0	0	0	0.000	34	29	0.853
12	Tyler Palmer	EVT	2	78	1	0	0	0	0	5	3.83	0	0	0	0	0.000	30	25	0.833
13	Jackson Unger	MJ	2	122	2	0	0	0	0	8	3.93	0	0	0	0	0.000	71	63	0.887
14	Harrison Meneghin	LET	3	145	0	3	0	0	0	10	4.15	0	0	0	0	0.000	88	78	0.886
15	Daniel Hauser	WEN	3	174	1	2	0	0	0	13	4.47	0	0	0	0	0.000	85	72	0.847

Wins

Rank	Player	Team	W
1	Reid Dyck	SC	3
2	* Joshua Ravensbergen	PG	3
3	Jan Spunar	POR	3
4	Several Goaltenders Tied		2

Saves

Rank	Player	Team	SVS
1	Max Hildebrand	PA	98
2	* Chase Wutzke	RD	96
3	Brett Mirwald	VAN	91
4	Reid Dyck	SC	90
5	Braden Holt	VIC	84

Losses

Rank	Player	Team	L
1	Braden Holt	VIC	3
2	Harrison Meneghin	LET	3
3	Daniel Hauser	WEN	2
4	Dawson Cowan	SPO	2
5	Several Goaltenders Tied		1

Save Percentage

Rank	Player	Team	GA	SVS	SV%
1	Brett Mirwald	VAN	6	91	0.938
2	Reid Dyck	SC	6	90	0.938
3	* Zach Zahara	MH	5	62	0.925
4	* Evan Gardner	SAS	4	49	0.925
5	* Joshua Ravensbergen	PG	7	78	0.918

Mins

Rank	Player	Team	Mins
1	* Chase Wutzke	RD	205
2	Reid Dyck	SC	180
3	* Joshua Ravensbergen	PG	180
4	Jan Spunar	POR	180
5	Max Hildebrand	PA	180

Shutouts

Rank	Player	Team	SO
1	Reid Dyck	SC	1

* indicates rookie

Leaders (Rookies)

Top 20 Scorers

Rank	Player	Team	GP	G	A	PTS
1	* Gavin McKenna	MH	3	2	4	6
2	* Terik Parascak	PG	3	4	0	4
3	* Owen Martin	SPO	3	1	2	3
4	* Miles Cooper	WEN	3	0	3	3
5	* Hiroki Gojsic	KEL	3	0	3	3
6	* Cameron Schmidt	VAN	2	2	0	2
7	* Hayden Paupanekis	SPO	3	2	0	2
8	* Owen Berge	MJ	2	1	1	2
9	* Casper Evensen Haugen	VIC	3	1	1	2
10	* Ty Coupland	SC	3	0	2	2
11	Several Players Tied					1

Minor Penalties

Rank	Player	Team	GP	MinPen
1	* Escalus Burlock	VIC	3	4
2	* Luke Vlooswyk	RD	3	4
3	* Cole Reschny	VIC	3	3
4	Several Players Tied			2

Power Play Goals

Rank	Player	Team	GP	PPG
1	* Terik Parascak	PG	3	2
2	* Cameron Schmidt	VAN	2	1
3	* Samuel Drancak	RD	3	1
4	* Hayden Paupanekis	SPO	3	1

Shots

Rank	Player	Team	GP	Shots
1	* Gavin McKenna	MH	3	12
2	* Terik Parascak	PG	3	11
3	* Cole Reschny	VIC	3	8
4	* Samuel Drancak	RD	3	7
5	* Casper Evensen Haugen	VIC	3	7

Game Winning Goals

Rank	Player	Team	GP	GWG
1	* Samuel Drancak	RD	3	1
2	* Terik Parascak	PG	3	1

Goals

Rank	Player	Team	GP	G
1	* Terik Parascak	PG	3	4
2	* Gavin McKenna	MH	3	2
3	* Cameron Schmidt	VAN	2	2
4	* Hayden Paupanekis	SPO	3	2
5	Several Players Tied			1

Assists

Rank	Player	Team	GP	A
1	* Gavin McKenna	MH	3	4
2	* Miles Cooper	WEN	3	3
3	* Hiroki Gojsic	KEL	3	3
4	* Ty Coupland	SC	3	2
5	* Owen Martin	SPO	3	2

Penalty Minutes

Rank	Player	Team	GP	PIM
1	* Escalus Burlock	VIC	3	8
2	* Luke Vlooswyk	RD	3	8
3	* Cole Reschny	VIC	3	6
4	Several Players Tied			4

Major Penalties

Rank	Player	Team	GP	MajPen
------	--------	------	----	--------

Short Handed Goals

Rank	Player	Team	GP	SHG
------	--------	------	----	-----

Shooting Percentage

Rank	Player	Team	GP	Goals	Shots	PCT
1	* Hayden Paupanekis	SPO	3	2	2	100.0
2	* Cameron Schmidt	VAN	2	2	2	100.0
3	* Aiden Foster	PG	3	1	2	50.0
4	* Owen Berge	MJ	2	1	2	50.0
5	* Terik Parascak	PG	3	4	11	36.4

Plus/Minus

Rank	Player	Team	GP	+/-
1	* Gavin McKenna	MH	3	5
2	* Owen Berge	MJ	2	2
3	* Hiroki Gojsic	KEL	3	2
4	* Deegan Kinniburgh	VIC	3	2
5	Several Players Tied			1

Leaders (Defencemen)

Top 20 Scorers

Rank	Player	Team	GP	G	A	PTS
1	Luca Cagnoni	POR	3	3	4	7
2	Caden Price	KEL	3	1	5	6
3	Justin Kipkie	VIC	3	1	4	5
4	Graham Sward	WEN	3	1	3	4
5	Hudson Thornton	PG	3	1	3	4
6	Lucas Brenton	MJ	2	0	4	4
7	Marek Rocak	KEL	3	2	1	3
8	Hunter Mayo	RD	3	1	2	3
9	Ryan McCleary	SC	3	1	2	3
10	Nate Misskey	VIC	3	1	2	3
11	Karter Prososfsky	WEN	3	1	2	3
12	Carter Sotheran	POR	3	1	2	3
13	Several Players Tied					2

Minor Penalties

Rank	Player	Team	GP	MinPen
1	Carter Sotheran	POR	3	4
2	* Luke Vlooswyk	RD	3	4
3	Josh Fluker	WEN	2	3
4	Hunter Mayo	RD	3	3
5	Saige Weinstein	SPO	3	3

Power Play Goals

Rank	Player	Team	GP	PPG
1	Several Players Tied			1

Shots

Rank	Player	Team	GP	Shots
1	Hunter Mayo	RD	3	14
2	Noah Chadwick	LET	3	13
3	Kaden Hammell	EVT	2	11
4	Brayden Crampton	SPO	3	11
5	Tanner Molendyk	SAS	3	11

Game Winning Goals

Rank	Player	Team	GP	GWG
1	Luca Cagnoni	POR	3	2
2	Logen Hammett	VAN	2	1
3	Reid Andresen	MH	3	1
4	Marek Rocak	KEL	3	1
5	Hudson Thornton	PG	3	1

Goals

Rank	Player	Team	GP	G
1	Luca Cagnoni	POR	3	3
2	Marek Rocak	KEL	3	2
3	Layton Feist	SPO	2	2
4	Keaton Dowhaniuk	PG	3	2
5	Several Players Tied			1

Assists

Rank	Player	Team	GP	A
1	Caden Price	KEL	3	5
2	Lucas Brenton	MJ	2	4
3	Luca Cagnoni	POR	3	4
4	Justin Kipkie	VIC	3	4
5	Several Players Tied			3

Penalty Minutes

Rank	Player	Team	GP	PIM
1	Carter Sotheran	POR	3	8
2	* Luke Vlooswyk	RD	3	8
3	Josh Fluker	WEN	2	6
4	Hunter Mayo	RD	3	6
5	Saige Weinstein	SPO	3	6

Major Penalties

Rank	Player	Team	GP	MajPen
------	--------	------	----	--------

Short Handed Goals

Rank	Player	Team	GP	SHG
------	--------	------	----	-----

Shooting Percentage

Rank	Player	Team	GP	Goals	Shots	PCT
1	Layton Feist	SPO	2	2	3	66.7
2	Marek Rocak	KEL	3	2	4	50.0
3	John Babcock	SAS	3	1	2	50.0
4	Easton Kovacs	PA	3	1	2	50.0
5	Several Players Tied					33.3

Plus/Minus

Rank	Player	Team	GP	+/-
1	Caden Price	KEL	3	6
2	Tyson Galloway	SC	3	5
3	Carter Sotheran	POR	3	5
4	Several Players Tied			4

Specialty Team Records

Team Power Play

Rank	Team	GP	ADV	GF	PP%	SHGA
1	Swift Current Broncos	3	11	7	63.6	1
2	Vancouver Giants	2	6	3	50.0	1
3	Wenatchee Wild	3	12	5	41.7	0
4	Portland Winterhawks	3	11	4	36.4	0
5	Saskatoon Blades	3	15	5	33.3	0
6	Prince Albert Raiders	3	12	4	33.3	0
7	Prince George Cougars	3	19	6	31.6	0
8	Victoria Royals	3	12	3	25.0	0
9	Red Deer Rebels	3	16	3	18.8	0
10	Kelowna Rockets	3	13	2	15.4	0
11	Everett Silvertips	2	7	1	14.3	0
12	Lethbridge Hurricanes	3	8	1	12.5	0
13	Medicine Hat Tigers	3	11	1	9.1	1
14	Spokane Chiefs	3	13	1	7.7	0
15	Moose Jaw Warriors	2	9	0	0.0	1
16	Brandon Wheat Kings	2	4	0	0.0	1
17	Calgary Hitmen	0	0	0	0.0	0
18	Kamloops Blazers	0	0	0	0.0	0
19	Regina Pats	0	0	0	0.0	0
20	Seattle Thunderbirds	0	0	0	0.0	0
21	Tri-City Americans	0	0	0	0.0	0
22	Edmonton Oil Kings	0	0	0	0.0	0
23	TBA	0	0	0	0.0	0
24	TBA	0	0	0	0.0	0

Team Penalty Kill

Rank	Team	GP	TSH	PPGA	PK%	SHGF
1	Brandon Wheat Kings	2	9	0	100.0	1
2	Moose Jaw Warriors	2	4	0	100.0	1
3	Prince George Cougars	3	13	1	92.3	0
4	Red Deer Rebels	3	11	1	90.9	1
5	Swift Current Broncos	3	8	1	87.5	0
6	Vancouver Giants	2	7	1	85.7	0
7	Wenatchee Wild	3	13	2	84.6	0
8	Medicine Hat Tigers	3	16	3	81.3	0
9	Portland Winterhawks	3	12	3	75.0	0
10	Spokane Chiefs	3	19	6	68.4	0
11	Saskatoon Blades	3	12	4	66.7	0
12	Prince Albert Raiders	3	15	5	66.7	0
13	Victoria Royals	3	11	4	63.6	0
14	Kelowna Rockets	3	12	5	58.3	0
15	Everett Silvertips	2	6	3	50.0	1
16	Lethbridge Hurricanes	3	11	7	36.4	1

Team Overtime Performance

Rank	Team	GP	W	L	PTS	PCT
1	Red Deer Rebels	2	2	0	4	1.000
2	Medicine Hat Tigers	2	0	2	0	0.000
3	Moose Jaw Warriors	1	1	0	2	1.000
4	Saskatoon Blades	1	1	0	2	1.000
5	Brandon Wheat Kings	1	0	1	0	0.000
6	Prince Albert Raiders	1	0	1	0	0.000
7	Calgary Hitmen	0	0	0	0	0.000
8	Edmonton Oil Kings	0	0	0	0	0.000
9	Everett Silvertips	0	0	0	0	0.000
10	Kamloops Blazers	0	0	0	0	0.000
11	Kelowna Rockets	0	0	0	0	0.000
12	Lethbridge Hurricanes	0	0	0	0	0.000
13	Portland Winterhawks	0	0	0	0	0.000
14	Prince George Cougars	0	0	0	0	0.000
15	Regina Pats	0	0	0	0	0.000
16	Seattle Thunderbirds	0	0	0	0	0.000
17	Spokane Chiefs	0	0	0	0	0.000
18	Swift Current Broncos	0	0	0	0	0.000
19	TBA	0	0	0	0	0.000
20	TBA	0	0	0	0	0.000
21	Tri-City Americans	0	0	0	0	0.000
22	Vancouver Giants	0	0	0	0	0.000

23	Victoria Royals	0	0	0	0	0.000
24	Wenatchee Wild	0	0	0	0	0.000

Player Streaks

Player Goal Streaks (Current)

Rank	GP	Player	Team	From	To	Goals	Assists	Points
1	3	Conor Geekie	SC	Mar 29, 2024	Apr 2, 2024	3	1	4
2	2	Several Players Tied						

Player Goal Streaks (All Season)

Rank	GP	Player	Team	From	To	Goals	Assists	Points
1	3	Conor Geekie	SC	Mar 29, 2024	Apr 2, 2024	3	1	4
2	2	Several Players Tied						

Player Assist Streaks (Current)

Rank	GP	Player	Team	From	To	Goals	Assists	Points
1	3	Several Players Tied						

Player Assist Streaks (All Season)

Rank	GP	Player	Team	From	To	Goals	Assists	Points
1	3	Several Players Tied						

Player Point Streaks (Current)

Rank	GP	Player	Team	From	To	Goals	Assists	Points
1	3	Several Players Tied						

Player Point Streaks (All Season)

Rank	GP	Player	Team	From	To	Goals	Assists	Points
1	3	Several Players Tied						

Swift Current Broncos Roster

PLAYERS								
#	Name	Pos	Shoots	Ht	Wt	Birthdate	Home town	Draft Status
2	Zach Turner	D	L	6'2.5	192	Jan 7, 2004	Boissevain MB	2019 by BDN
3	Jace McFaul	D	R	5'9	157	Mar 3, 2007	Edmonton AB	2022 by SC
4	Peyton Kettles	D	R	6'3.5	185	Sep 1, 2007	Winnipeg MB	2022 by SC
6	Ryan McCleary	D	R	6'3	182	Sep 9, 2003	Swift Current SK	2021 by Pittsburgh, 2018 by Portland
7	Tyson Galloway	D	L	6'4	200	Jan 20, 2003	Kamloops BC	2021 by STL, 2018 by CGY
10	Mathew Ward	C	L	5'8	175	Jan 24, 2004	Kamloops BC	2019 by SC
12	Rylan Gould	LW	R	5'10	182	Aug 5, 2005	Headingley MB	2020 by SC
13	Luke Mistelbacher	LW	R	6'	190	Nov 2, 2005	Steinbach MB	
14	Connor Gabriel	C	L	6'2	179	Aug 12, 2005	Saskatoon SK	2020 by SC
15	Ty Coupland	RW	R	5'10	161	May 6, 2007	North Vancouver BC	2022 by SC
16	Brady Birnie	LW	L	5'8	159	Sep 7, 2005	Regina SK	2020 by SC
18	Dawson Gerwing	LW	L	6'3	220	Jul 12, 2006	Meadow Lake SK	2021 by SC
19	Caleb Wrostok	RW	R	5'9	172	Apr 13, 2003	Medicine Hat AB	2018 by
20	Jakub Dvorak	D	L	6'5"	203	May 5, 2005	Liberec Czechia	2023 by LA, 2022 by SC
21	Connor Hvidston	RW	R	6'2	185	Sep 11, 2004	Tisdale SK	2022 by ANA, 2019 by SC
24	Josh Filmon	RW	L	6'3	170	Mar 18, 2004	Winnipeg MB	2022 by NJ, 2019 by SC
25	Clarke Caswell	LW	L	5'11	170	Feb 2, 2006	Brandon MB	2021 by SC
27	Owen Pickering	D	L	6'4	185	Jan 27, 2004	St. Adolphe MB	2022 by PIT, 2019 by SC
29	Van Eger	RW	R	6'	180	Mar 18, 2005	Willow Bunch SK	2020 by SC
30	Reid Dyck	G	L	6'4.5	193	Jan 20, 2004	Winkler MB	2022 by BOS, 2019 by SC
34	Petr Pavelec	LW	L	6'5	207	Feb 10, 2005	Ostrava CZE	2023 by SC
35	Joey Rocha	G	L	6'2	183	Jan 22, 2005	Nanaimo BC	2020 by SC
38	Grayson Burzynski	D	L	6'3	203	Jun 4, 2005	Winnipeg MB	2020 by SC
96	Conor Geekie	C	L	6'4	197	May 5, 2004	Strathclair MB	2022 by ARIZ, 2019 by WPG

Lethbridge Hurricanes Roster

PLAYERS								
#	Name	Pos	Shoots	Ht	Wt	Birthdate	Home town	Draft Status
2	Logan McCutcheon	RD	R	5'9	157	Jan 19, 2004	Saskatoon SK	2019 by LET
4	Carsen Adair	LD	L	6'2	177	Feb 14, 2007	Clavet SK	2022 by LET
6	Kale Tipler	RD	R	5'10	160	Aug 15, 2006	Edgerton AB	2021 by LET
7	Joe Arntsen	LD	L	6'3	211	May 22, 2003	Dinsmore SK	2018 by LET
8	Noah Chadwick	LD	L	6'4	200	May 10, 2005	Saskatoon SK Canada	2023 by TOR, 2020 by LET
9	Tristen Doyle	RD	R	5'9	180	Feb 17, 2006	Bonnyville AB	2021 by LET
10	Dylan Sydor	RW	R	5'10	170	Apr 7, 2003	Kamloops BC	2021 by KAM
11	Luke Cozens	C	R	6'0	162	Jun 30, 2006	Whitehorse YT	2021 by LET
12	Kooper Gizowski	LW	L	5'10	170	May 5, 2005	Edmonton AB	2020 by SPO
14	Miguel Marques	RW	R	5'11	172	Mar 8, 2006	Prince George BC	2021 by LET
15	Trae Wilke	LW	L	6'0	190	Apr 20, 2006	Saskatoon SK	2021 by LET
16	Sean Tschigerl	C	L	6'0.5	191	Apr 11, 2003	Whitecourt AB	2021 by ANA, 2018 by CGY
17	Will Sharpe	LD	L	6'1	190	Mar 7, 2007	Ladner BC	2022 by LET
18	Logan Wormald	LW	L	5'9	155	Aug 12, 2005	Langley BC Canada	2020 by LET
19	Brayden Edwards	C	R	6'1	185	Dec 23, 2004	Abbotsford BC Canada	2019 by WPG
21	Owen Nelson	RW	R	6'1	175	May 31, 2007	Prince Albert SK	2022 by REG
22	Hayden Pakkala	C	L	6'1	193	Jan 28, 2004	Okotoks AB Canada	2019 by WPG
23	Carter Dereniwsky	RW	R	5'10	168	Feb 27, 2004	Canora SK Canada	2019 by VIC
24	Braeden Wynne	RD	R	6'2	175	Jan 13, 2004	Coquitlam BC	2021 by EDM
25	Kash Andresen	C	L	6'1	165	Jul 20, 2007	Saskatoon SK	2022 by LET
27	Elias Knoester	RW	R	5'10	164	Oct 29, 2005	Olofstrom Sweden	2023 by LET
28	Leo Braillard	RW	L	5'11	173	Jul 5, 2005	La Chaux-de-Fonds Switzerland	2022 by Shawinigan (QMJHL)
29	Landen Ward	LW	L	6'3	205	Apr 19, 2006	Lloydminster AB	2021 by LET
30	Koen Cleaver	G	R	6'2	180	Mar 28, 2007	Port Alberni BC	2022 by LET
31	Brady Smith	G	R	6'1	190	May 31, 2005	Cloverdale BC	2020 by LET
35	Harrison Meneghin	G	R	6'3	170	Sep 13, 2004	South Surrey BC	2021 by LET

2024 WHL Playoffs Team Statistics

Swift Current Broncos

PLAYERS																											
#	Name	Pos	GP	G	A	PTS	+/-	PIM	PPG	PPA	SH	SHA	GW	FG	IG	OT	UA	EN	SOG	SOA	SOGW	SO%	Pt/G	PIMPG	SA	SH%	
13	Luke Mistelbacher	LW	3	3	3	6	2	0	2	2	0	0	1	1	0	0	0	0	0	0	0	0.0	2.00	0.00	13	23.1	
25	Clarke Caswell	LW	3	1	4	5	2	2	0	3	0	0	0	0	0	0	0	0	0	0	0	0.0	1.67	0.67	13	7.7	
96	Conor Geekie	C	3	3	1	4	2	2	2	0	0	0	1	0	2	0	0	1	0	0	0	0.0	1.33	0.67	11	27.3	
24	Josh Filmon	RW	3	2	1	3	-3	0	2	1	0	0	0	0	0	0	0	0	0	0	0	0.0	1.00	0.00	12	16.7	
21	Connor Hvidston	RW	3	1	2	3	-3	0	1	2	0	0	0	0	0	0	0	0	0	0	0	0.0	1.00	0.00	8	12.5	
6	Ryan McCleary	D	3	1	2	3	4	0	0	0	0	0	0	0	0	0	0	0	0	0	0	0.0	1.00	0.00	3	33.3	
10	Mathew Ward	C	2	0	2	2	0	6	0	2	0	0	0	0	0	0	0	0	0	0	0	0.0	1.00	3.00	1	0.0	
*	15 Ty Coupland	RW	3	0	2	2	-1	2	0	1	0	0	0	0	0	0	0	0	0	0	0	0.0	0.67	0.67	3	0.0	
27	Owen Pickering	D	3	0	2	2	-4	0	0	2	0	0	0	0	0	0	0	0	0	0	0	0.0	0.67	0.00	5	0.0	
19	Caleb Wrostopok	RW	3	1	0	1	1	4	0	0	0	0	1	1	0	0	0	0	0	0	0	0.0	0.33	1.33	9	11.1	
*	34 Petr Pavelec	LW	1	0	1	1	0	0	0	0	0	0	0	0	0	0	0	0	0	0	0	0.0	1.00	0.00	0	0.0	
16	Brady Birnie	LW	3	0	1	1	1	0	0	0	0	0	0	0	0	0	0	0	0	0	0	0.0	0.33	0.00	2	0.0	
14	Connor Gabriel	C	3	0	1	1	0	0	0	0	0	0	0	0	0	0	0	0	0	0	0	0.0	0.33	0.00	3	0.0	
2	Zach Turner	D	1	0	0	0	0	0	0	0	0	0	0	0	0	0	0	0	0	0	0	0.0	0.00	0.00	2	0.0	
38	Grayson Burzynski	D	2	0	0	0	0	4	0	0	0	0	0	0	0	0	0	0	0	0	0	0.0	0.00	2.00	3	0.0	
*	20 Jakub Dvorak	D	3	0	0	0	-4	0	0	0	0	0	0	0	0	0	0	0	0	0	0	0.0	0.00	0.00	3	0.0	
30	Reid Dyck	G	3	0	0	0	0	0	0	0	0	0	0	0	0	0	0	0	0	0	0	0.0	0.00	0.00	0	0.0	
7	Tyson Galloway	D	3	0	0	0	5	2	0	0	0	0	0	0	0	0	0	0	0	0	0	0.0	0.00	0.67	1	0.0	
*	18 Dawson Gerwing	LW	3	0	0	0	0	2	0	0	0	0	0	0	0	0	0	0	0	0	0	0.0	0.00	0.67	4	0.0	
12	Rylan Gould	LW	3	0	0	0	-2	4	0	0	0	0	0	0	0	0	0	0	0	0	0	0.0	0.00	1.33	3	0.0	
*	4 Peyton Kettles	D	3	0	0	0	0	0	0	0	0	0	0	0	0	0	0	0	0	0	0	0.0	0.00	0.00	4	0.0	

Goalies

#	Name	GP	Mins	GA	SO	GAA	W	L	OTL	SL	SA	SVS	SV%
30	Reid Dyck	3	180	6	1	2.00	3	0	0	0	96	90	0.938
	Empty Net	0	0								0		
	Totals	3	180	6	1	2.00	3	0	0	0	96	90	0.938

* indicates rookie

X indicates inactive

2024 WHL Playoffs Team Statistics

Lethbridge Hurricanes

PLAYERS																											
#	Name	Pos	GP	G	A	PTS	+/-	PIM	PPG	PPA	SH	SHA	GW	FG	IG	OT	UA	EN	SOG	SOA	SOGW	SO%	Pt/G	PIMPG	SA	SH%	
16	Sean Tschigerl	C	3	2	1	3	3	2	0	0	1	0	0	0	0	0	0	0	0	0	0	0.0	1.00	0.67	7	28.6	
28	Leo Braillard	RW	3	1	1	2	4	6	0	0	0	0	1	0	0	0	0	0	0	0	0	0.0	0.67	2.00	10	10.0	
7	Joe Arntsen	LD	3	0	2	2	0	2	0	0	0	1	0	0	0	0	0	0	0	0	0	0.0	0.67	0.67	3	0.0	
19	Brayden Edwards	C	3	1	0	1	-1	6	1	0	0	0	0	0	0	0	0	0	0	0	0	0.0	0.33	2.00	9	11.1	
22	Hayden Pakkala	C	3	1	0	1	-2	2	0	0	0	0	0	0	0	0	1	0	0	0	0	0.0	0.33	0.67	8	12.5	
10	Dylan Sydor	RW	3	1	0	1	-1	0	0	0	0	0	0	0	0	0	0	0	0	0	0	0.0	0.33	0.00	7	14.3	
14	Miguel Marques	RW	1	0	1	1	0	2	0	1	0	0	0	0	0	0	0	0	0	0	0	0.0	1.00	2.00	0	0.0	
8	Noah Chadwick	LD	3	0	1	1	1	2	0	1	0	0	0	0	0	0	0	0	0	0	0	0.0	0.33	0.67	13	0.0	
9	Tristen Doyle	RD	3	0	1	1	-1	2	0	0	0	0	0	0	0	0	0	0	0	0	0	0.0	0.33	0.67	10	0.0	
*	11 Luke Cozens	C	1	0	0	0	0	2	0	0	0	0	0	0	0	0	0	0	0	0	0	0.0	0.00	2.00	0	0.0	
*	31 Brady Smith	G	1	0	0	0	0	0	0	0	0	0	0	0	0	0	0	0	0	0	0	0.0	0.00	0.00	0	0.0	
15	Trae Wilke	LW	1	0	0	0	0	0	0	0	0	0	0	0	0	0	0	0	0	0	0	0.0	0.00	0.00	0	0.0	
*	21 Owen Nelson	RW	2	0	0	0	1	0	0	0	0	0	0	0	0	0	0	0	0	0	0	0.0	0.00	0.00	2	0.0	
*	6 Kale Tipler	RD	2	0	0	0	-1	0	0	0	0	0	0	0	0	0	0	0	0	0	0	0.0	0.00	0.00	1	0.0	
24	Braeden Wynne	RD	2	0	0	0	0	0	0	0	0	0	0	0	0	0	0	0	0	0	0	0.0	0.00	0.00	1	0.0	
*	25 Kash Andresen	C	3	0	0	0	0	0	0	0	0	0	0	0	0	0	0	0	0	0	0	0.0	0.00	0.00	2	0.0	
23	Carter Dereniwsky	RW	3	0	0	0	-2	2	0	0	0	0	0	0	0	0	0	0	0	0	0	0.0	0.00	0.67	3	0.0	
12	Kooper Gizowski	LW	3	0	0	0	0	0	0	0	0	0	0	0	0	0	0	0	0	0	0	0.0	0.00	0.00	2	0.0	
2	Logan McCutcheon	RD	3	0	0	0	1	0	0	0	0	0	0	0	0	0	0	0	0	0	0	0.0	0.00	0.00	4	0.0	
35	Harrison Meneghin	G	3	0	0	0	0	0	0	0	0	0	0	0	0	0	0	0	0	0	0	0.0	0.00	0.00	0	0.0	
*	17 Will Sharpe	LD	3	0	0	0	-2	0	0	0	0	0	0	0	0	0	0	0	0	0	0	0.0	0.00	0.00	4	0.0	
*	29 Landen Ward	LW	3	0	0	0	0	4	0	0	0	0	0	0	0	0	0	0	0	0	0	0.0	0.00	1.33	3	0.0	
18	Logan Wormald	LW	3	0	0	0	-2	2	0	0	0	0	0	0	0	0	0	0	0	0	0	0.0	0.00	0.67	7	0.0	
Goalies																											
#	Name	GP	Mins	GA	SO	GAA	W	L	OTL	SL	SA	SVS	SV%														
35	Harrison Meneghin	3	145	10	0	4.15	0	3	0	0	88	78	0.886														
*	31 Brady Smith	1	29	1	0	2.07	0	0	0	0	14	13	0.929														
	Empty Net	3		1							1																
	Totals	3	177	12	0	4.07	0	3	0	0	103	91	0.883														

* indicates rookie
X indicates inactive

Swift Current Broncos vs Lethbridge Hurricanes Head to Head

Summary

Description	Result	
Head to Head Record 2024 WHL Playoffs	Lethbridge 0-3-0-0	Swift Current 3-0-0-0
Head to Head Record 2023 - 24 Regular Season	Lethbridge 4-3-1-0	Swift Current 4-4-0-0
Last 5 Years record between teams	Lethbridge 0-3-0-0	Swift Current 3-0-0-0
Lethbridge vs. Swift Current Last 5 Years record at Lethbridge	Lethbridge 0-1-0-0	Swift Current 1-0-0-0
Lethbridge vs. Swift Current Last 5 Years record at Swift Current	Lethbridge 0-2-0-0	Swift Current 2-0-0-0
Previous Meetings This Season	Swift Current 5 @ Lethbridge 3 (Apr 2 2024) Final	
	Lethbridge 3 @ Swift Current 4 (Mar 30 2024) Final	
	Lethbridge 0 @ Swift Current 3 (Mar 29 2024) Final	

Match Up

	<u>Swift Current</u>	<u>Lethbridge</u>
Team Record	3-0-0-0 -- 6 points	0-3-0-0 -- 0 points
Division Ranking	1st Central	6th Central
Conference Ranking	1st Eastern	12th Eastern
League Ranking	3rd	22nd
Past 10 Games	3-0-0-0	0-3-0-0
Streak	3-0-0-0	0-3-0-0
Last Game	5-3 W @ Lethbridge (Apr 2 2024) Final	5-3 L vs Swift Current (Apr 2 2024) Final
Home Record	2-0-0-0	0-1-0-0
Away Record	1-0-0-0	0-2-0-0
GF	12	6
GA	6	12
PP (Overall)	(7/11) 63.6%	(1/8) 12.5%
PP (Home)	(3/6) 50.0%	(1/2) 50.0%
PP (Away)	(4/5) 80.0%	(0/6) 0.0%
PK (Overall)	(1/8) 87.5%	(7/11) 36.4%
PK (Home)	(0/6) 100.0%	(4/5) 20.0%
PK (Away)	(1/2) 50.0%	(3/6) 50.0%
PP vs. Opp.	(7/11) 63.6%	(1/8) 12.5%
PK vs. Opp.	(1/8) 87.5%	(7/11) 36.4%
Leading Rookie	Coupland (0-2-2)	Cozens (0-0-0)
Most PIM	Ward - 6	Braillard - 6
Team PIM/GM	9.3/Game	11.3/Game
Leading Scorers	Mistelbacher (3-3-6)	Tschigerl (2-1-3)
	Caswell (1-4-5)	Braillard (1-1-2)
	Geekie (3-1-4)	Arntsen (0-2-2)
	Filmon (2-1-3)	Edwards (1-0-1)
	Hvidston (1-2-3)	Pakkala (1-0-1)
Last 5 Games	5-3 W @ Lethbridge (Apr 2 2024) Final	5-3 L vs Swift Current (Apr 2 2024) Final
	4-3 W vs Lethbridge (Mar 30 2024) Final	4-3 L @ Swift Current (Mar 30 2024) Final
	3-0 W vs Lethbridge (Mar 29 2024) Final	3-0 L @ Swift Current (Mar 29 2024) Final
Leading After 1st	2-0-0-0	0-1-0-0
Leading After 2nd	2-0-0-0	0-1-0-0

Tied After 1st	0-0-0-0	0-0-0-0
Tied After 2nd	0-0-0-0	0-0-0-0
Trailing After 1st	1-0-0-0	0-2-0-0
Trailing After 2nd	1-0-0-0	0-2-0-0
Out Shooting Opponents	1-0-0-0	0-1-0-0
Out Shot by Opponents	1-0-0-0	0-1-0-0
1 Goal Games	1-0-0-0	0-1-0-0
2 Goal Games	1-0-0-0	0-1-0-0
3 Goal Games	1-0-0-0	0-1-0-0

Swift Current Broncos vs Lethbridge Hurricanes Head to Head

Lethbridge Hurricanes

#	Name	GP	G	A	PTS	PIM	+/-
16	Sean Tschigerl	3	2	1	3	2	3
28	Leo Braillard	3	1	1	2	6	4
7	Joe Arntsen	3	0	2	2	2	0
19	Brayden Edwards	3	1	0	1	6	-1
22	Hayden Pakkala	3	1	0	1	2	-2
10	Dylan Sydor	3	1	0	1	0	-1
8	Noah Chadwick	3	0	1	1	2	1
9	Tristen Doyle	3	0	1	1	2	-1
14	Miguel Marques	1	0	1	1	2	0
25	Kash Andresen	3	0	0	0	0	0
11	Luke Cozens	1	0	0	0	2	0
23	Carter Dereniwsky	3	0	0	0	2	-2
12	Kooper Gizowski	3	0	0	0	0	0
2	Logan McCutcheon	3	0	0	0	0	1
35	Harrison Meneghin	3	0	0	0	0	0
21	Owen Nelson	2	0	0	0	0	1
17	Will Sharpe	3	0	0	0	0	-2
31	Brady Smith	1	0	0	0	0	0
6	Kale Tipler	2	0	0	0	0	-1
29	Landen Ward	3	0	0	0	4	0
15	Trae Wilke	1	0	0	0	0	0
18	Logan Wormald	3	0	0	0	2	-2
24	Braeden Wynne	2	0	0	0	0	0

#	Name	GP	W	L	OTL	SL	Mins	GA	GAA	SV%
31	Brady Smith	1	0	0	0	0	29:02	1	2.07	0.929
35	Harrison Meneghin	3	0	3	0	0	144:36	10	4.15	0.886

Swift Current Broncos

#	Name	GP	G	A	PTS	PIM	+/-
13	Luke Mistelbacher	3	3	3	6	0	2
25	Clarke Caswell	3	1	4	5	2	2
96	Conor Geekie	3	3	1	4	2	2
24	Josh Filmon	3	2	1	3	0	-3
21	Connor Hvidston	3	1	2	3	0	-3
6	Ryan McCleary	3	1	2	3	0	4
15	Ty Coupland	3	0	2	2	2	-1
27	Owen Pickering	3	0	2	2	0	-4
10	Mathew Ward	2	0	2	2	6	0
19	Caleb Wyrastok	3	1	0	1	4	1
16	Brady Birnie	3	0	1	1	0	1
14	Connor Gabriel	3	0	1	1	0	0
34	Petr Pavelec	1	0	1	1	0	0
38	Grayson Burzynski	2	0	0	0	4	0
20	Jakub Dvorak	3	0	0	0	0	-4
30	Reid Dyck	3	0	0	0	0	0
7	Tyson Galloway	3	0	0	0	2	5
18	Dawson Gerwing	3	0	0	0	2	0
12	Rylan Gould	3	0	0	0	4	-2
4	Peyton Kettles	3	0	0	0	0	0
2	Zach Turner	1	0	0	0	0	0

#	Name	GP	W	L	OTL	SL	Mins	GA	GAA	SV%
30	Reid Dyck	3	3	0	0	0	180:00	6	2.00	0.938

Swift Current Broncos vs Lethbridge Hurricanes Head to Head

Team Game Highs and Lows

	Swift Current Broncos			Lethbridge Hurricanes		
Goals	Apr. 2	at LET	5	Mar. 30	at SC	3
				Apr. 2	SC	3
Assists	Apr. 2	at LET	9	Apr. 2	SC	4
Points	Apr. 2	at LET	14	Apr. 2	SC	7
Penalty Minutes	Mar. 29	LET	12	Mar. 30	at SC	14
Minors	Mar. 29	LET	6	Mar. 30	at SC	7
Majors	Apr. 2	at LET	0	Apr. 2	SC	0
Shots	Mar. 30	LET	41	Mar. 29	at SC	33
Power Play Goals	Apr. 2	at LET	4	Apr. 2	SC	1
Goals By Both Teams	Apr. 2	at LET	8	Apr. 2	SC	8
Goals in 1st	Mar. 29	LET	2	Mar. 30	at SC	1
	Apr. 2	at LET	2	Apr. 2	SC	1
Goals in 2nd	Apr. 2	at LET	3	Mar. 30	at SC	1
				Apr. 2	SC	1
Goals in 3rd	Mar. 30	LET	3	Mar. 30	at SC	1
				Apr. 2	SC	1
Short Handed Goals	Apr. 2	at LET	0	Apr. 2	SC	1
Winning Margin	Mar. 29	LET	3	Mar. 30	at SC	-1
Most PIM	Mar. 30	LET	14	Mar. 30	at SC	14
Most Shots	Mar. 30	LET	41	Mar. 29	at SC	33
Most Shots in 1st	Mar. 29	LET	15	Mar. 30	at SC	10
				Apr. 2	SC	10
Most Shots in 2nd	Mar. 30	LET	14	Mar. 30	at SC	13
Most Shots in 3rd	Mar. 30	LET	14	Mar. 29	at SC	19
Fewest Shots	Apr. 2	at LET	29	Apr. 2	SC	31
Fewest Shots in 1st	Apr. 2	at LET	11	Mar. 29	at SC	5
Fewest Shots in 2nd	Mar. 29	LET	5	Mar. 29	at SC	9
Fewest Shots in 3rd	Apr. 2	at LET	9	Mar. 30	at SC	9
Most Saves	Mar. 29	LET	33	Mar. 30	at SC	37
Most Saves in 1st	Mar. 30	LET	9	Mar. 29	at SC	13
	Apr. 2	at LET	9	Mar. 30	at SC	13
Most Saves in 2nd	Mar. 30	LET	12	Mar. 30	at SC	13
Most Saves in 3rd	Mar. 29	LET	19	Mar. 29	at SC	12
Most Saves in 4th	Mar. 29	LET	33	Mar. 30	at SC	37

Schedule

Date				
Mar. 29	Lethbridge 0	at Swift Current 3	Final	
Mar. 30	Lethbridge 3	at Swift Current 4	Final	
Apr. 2	Swift Current 5	at Lethbridge 3	Final	
Apr. 3	Swift Current	at Lethbridge	7:00 pm MDT	
Apr. 5	Lethbridge	at Swift Current	7:00 pm CST	
Apr. 7	Swift Current	at Lethbridge	6:00 pm MDT	
Apr. 9	Lethbridge	at Swift Current	7:00 pm CST	

Swift Current Broncos Player Game By Game (1/3)

Player Game by Game Report

Date	Opp.	2 Turner	4 Kettles	6 McCleary	7 Galloway	10 Ward	12 Gould	13 Mistelbacher
Mar. 29	Lethbridge	0 0 2 0	0 0 3 0	0 1 2 2	0 0 0 2	0 1 0 0	0 0 1 1	0 1 3 1
Mar. 30	Lethbridge	-	0 0 0 0	1 1 1 2	0 0 1 2	-	0 0 1 -2	0 2 5 0
Apr. 2	at Lethbridge	-	0 0 1 0	0 0 0 0	0 0 0 1	0 1 1 0	0 0 1 -1	3 0 5 1

Player Stats (G, A, Shots, -/-) Goalie Stats (GA, SVS, Decision)

Swift Current Broncos Player Game By Game (2/3)

Player Game by Game Report

Date	Opp.	14 Gabriel	15 Coupland	16 Birnie	18 Gerwing	19 Wyrstok	20 Dvorak	21 Hvidston
Mar. 29	Lethbridge	0 0 1 0	0 0 1 0	0 1 1 1	0 0 2 0	1 0 3 1	0 0 1 0	0 0 3 0
Mar. 30	Lethbridge	0 1 2 0	0 1 1 -1	0 0 0 0	0 0 0 0	0 0 2 0	0 0 1 -3	1 1 4 -1
Apr. 2	at Lethbridge	0 0 0 0	0 1 1 0	0 0 1 0	0 0 2 0	0 0 4 0	0 0 1 -1	0 1 1 -2

Player Stats (G, A, Shots, -/-) Goalie Stats (GA, SVS, Decision)

Swift Current Broncos Player Game By Game (3/3)

Player Game by Game Report

Date	Opp.	24 Filmon	25 Caswell	27 Pickering	34 Pavelec	38 Burzynski	96 Geekie	30 Dyck
Mar. 29	Lethbridge	0 0 1 0	1 1 7 1	0 0 1 0	-	-	1 0 1 1	0 33 W
Mar. 30	Lethbridge	1 0 7 -1	0 1 5 1	0 0 2 -3	0 1 0 0	0 0 2 0	1 0 7 1	3 29 W
Apr. 2	at Lethbridge	1 1 4 -2	0 2 1 0	0 2 2 -1	-	0 0 1 0	1 1 3 0	3 28 W

Player Stats (G, A, Shots, -/-) Goalie Stats (GA, SVS, Decision)

Lethbridge Hurricanes Player Game By Game (1/4)

Player Game by Game Report

Date	Opp.	2	McCutcheon	6	Tipler	7	Arntsen	8	Chadwick	9	Doyle	10	Sydor	11	Cozens
Mar. 29	at Swift Current	0	0	1	-1	0	0	0	0	0	0	1	-2	-	
Mar. 30	at Swift Current	0	0	3	0	0	0	1	-1	0	1	1	1	0	0
Apr. 2	Swift Current	0	0	0	2	-	0	1	1	0	0	1	5	1	-

Player Stats (G, A, Shots, -/-) Goalie Stats (GA, SVS, Decision)

Lethbridge Hurricanes Player Game By Game (2/4)

Player Game by Game Report

Date	Opp.	12 Gizowski	14 Marques	15 Wilke	16 Tschigerl	17 Sharpe	18 Wormald	19 Edwards
Mar. 29	at Swift Current	0 0 1 0	-	-	0 0 1 0	0 0 1 -1	0 0 2 -2	0 0 3 -2
Mar. 30	at Swift Current	0 0 1 0	-	-	1 0 3 2	0 0 1 -1	0 0 2 0	0 0 3 1
Apr. 2	Swift Current	0 0 0 0	0 1 0 0	0 0 0 0	1 1 3 1	0 0 2 0	0 0 3 0	1 0 3 0

Player Stats (G, A, Shots, -/-) Goalie Stats (GA, SVS, Decision)

Lethbridge Hurricanes Player Game By Game (3/4)

Player Game by Game Report

Date	Opp.	21 Nelson	22 Pakkala	23 Dereniwsky	24 Wynne	25 Andresen	28 Braillard	29 Ward
Mar. 29	at Swift Current	0 0 1 0	0 0 3 0	0 0 1 0	0 0 0 0	0 0 0 0	0 0 4 0	0 0 1 0
Mar. 30	at Swift Current	0 0 1 1	1 0 4 -1	0 0 1 -1	-	0 0 0 0	1 1 4 2	0 0 0 0
Apr. 2	Swift Current	-	0 0 1 -1	0 0 1 -1	0 0 1 0	0 0 2 0	0 0 2 2	0 0 2 0

Player Stats (G, A, Shots, -/-) Goalie Stats (GA, SVS, Decision)

Lethbridge Hurricanes Player Game By Game (4/4)

Player Game by Game Report

Date	Opp.	31 Smith	35 Meneghin
Mar. 29	at Swift Current		3 30 L
Mar. 30	at Swift Current		3 37 L
Apr. 2	Swift Current	1 13	4 11 L

Player Stats (G, A, Shots, -/-) Goalie Stats (GA, SVS, Decision)