

Lethbridge Hurricanes vs. Red Deer Rebels

March 18th, 2026 – 7:00pm

VisitLethbridge.com Arena



Officials

Referee: #26 Ben SOLOMON, #53 Corey KOOP

Linesmen: #57 Matthew LATTIMER, #124 David GILFOY

VGJ: Dave SHAW

Around the WHL

Brandon at Saskatoon

Calgary at Edmonton



LETHBRIDGE HURRICANES vs. RED DEER REBELS - MARCH 18, 2026

**REFEREES:**

#26 Ben SOLOMON, #53 Corey KOOP

LINESMEN:

#57 Matthew LATTIMER, #124 David GILFOY

VGJ

Dave SHAW

**LETHBRIDGE HURRICANES (17-44-3-1)**

10th East Conf. / Home: 11-20-0-1 / Road: 6-23-3-0

#	PLAYER	HT	WT	POS	YOB	GP	G	A	PTS	+/-	PIM
3	WILL SCOTT *	6'1	180	D	(08)	56	2	20	22	-32	17
4	CARSEN ADAIR	6'3	189	D	(07)	62	4	10	14	-29	65
5	GRADY PICHETTE *	6'2	190	D	(08) L	56	3	10	13	-28	10
6	BRAYDEN SMITH	6'1	181	D	(07)	26	0	5	5	-14	10
8	NATHAN MALONEY	6'1	175	D	(06) L	46	4	24	28	-18	49
9	KADE DUELL	5'7	152	F	(06)	62	18	25	43	-14	30
11	KYLE HEGER	6'1	192	D	(07) L	61	11	22	33	-13	33
12	TYDEN LAFOURNAISE *	6'1	185	F	(09)	58	10	7	17	-39	17
13	ENZO DIDOMENICANTONIO *	5'10	165	F	(09) L	22	0	6	6	-8	6
14	JAKE EVANS *	5'11	155	F	(09) L	54	1	6	7	-25	2
15	KAYDEN LONGLEY (A)	6'2	182	F	(06)	60	14	31	45	-18	22
16	EASTON DANEAULT *	5'10	150	F	(08)	64	12	39	51	-18	28
17	KAI ANDERSON *	6'0	165	F	(08)	64	14	6	20	-34	4
19	OLI CHENIER	5'10	188	F	(07)	56	9	15	24	+3	32
21	MYKOLAS SKADAUSKAS *	6'0	165	F	(07) L	31	0	4	4	-23	8
22	HUDSON KIBBLEWHITE (A)	6'1	176	F	(07)	50	14	15	29	-23	2
23	MATTEO FABRIZI **	6'6	235	D	(05)	53	4	17	21	-19	62
24	TOMAS MALINEK *	6'1	175	D	(07)	56	2	4	6	-15	39
26	ANDREW PETRUK **	6'3	200	F	(05)	25	4	4	8	-18	50
27	GAVIN LESIUK	6'4	220	F	(08)	60	7	5	12	-45	104
28	LUKAS LIMA *	6'1	194	F	(08)	55	1	3	4	-33	41
29	OWEN BERGE (A)	6'0	187	F	(06)	60	23	23	46	-21	34

#	PLAYER	HT	WT	POS	YOB	GP	REC	GAA	SV%	SO
30	KOEN CLEAVER	6'2	185	G	(07)	42	10-26-1-1	4.90	.864	1
31	LEIF OATEN *	6'3	190	G	(09) L	29	6-17-2-0	4.01	.881	1
35	BRODY ROTAR * (AP)	6'2	199	G	(08)	3	1-1-0-0	2.58	.894	0

L = Late Birthday * = Rookie ** = Overage

Interim General Manager: Barclay Parneta**Head Coach:** Matt Anholt**Assistant Coach:** Ryan Aasman**Assistant Coach:** Torrin White**Video Coach:** Drew Owsley**Goaltending Coach:** Matt Weninger**Skills & Development Coach:** Charlie Mattersdorfer**Strength & Conditioning Coach:** Trevor Hardy**Athletic Therapist:** Marty Palechuk**Equipment Manager:** Rhett White

Forward Line Combinations		
Defence Pairs		Goaltenders
Out of Line-up		

* BOLD/HIGHLIGHTED INDICATES STARTING LINE-UP + INDICATES GAME-TIME DECISION

**RED DEER REBELS (25-34-4-2)**

8th East Conf. / Home: 13-17-3-0 / Road: 12-17-1-2

#	PLAYER	HT	WT	POS	YOB	GP	G	A	PTS	+/-	PIM
2	ALEKSEY CHICHKIN **	6'5	221	D	(05)	58	4	13	17	+2	65
3	JAKE MISSURA	5'11	178	D	(08)	65	1	5	6	-19	35
4	CAMERON DILLARD *	6'4	218	D	(08)	30	2	1	3	-1	10
5	JIRI KAMAS *	6'1	187	D	(08)	51	3	11	14	+4	25
6	NOAH CHADI *	6'0	167	D	(08)	30	2	1	3	-7	19
7	NATE YELLOWAGA *	5'10	164	D	(08)	64	7	18	25	-13	32
8	COLE TEMPLE	5'10	168	F	(07)	47	1	16	17	+1	27
9	CAMERON KUZMA	6'2	195	F	(08)	63	12	19	31	-17	78
10	GRAYDEN PETERSON *	6'0	180	F	(09)	41	0	6	6	-7	12
11	POUL ANDERSEN *	6'1	186	F	(07)	61	21	18	39	-10	6
12	TYSON YAREMKO **	6'0	181	F	(05)	33	9	6	15	-15	32
14	KALDER VARGA	6'0	176	F	(08)	65	19	15	34	-17	47
15	OWEN DeWITT *	6'3	200	F	(07)	43	5	4	9	-8	39
17	MATUS LISY *	6'0	191	D	(07)	59	5	17	22	+4	16
18	KOHN LODGE	5'10	191	F	(08) L	51	4	10	14	+6	30
20	PATRICK SOPIARZ	6'0	190	F	(08)	65	7	12	19	-22	87
21	BECKETT HAMILTON	5'11	173	F	(08)	64	23	34	57	-10	14
24	LONDON MacSWAIN *	6'3	197	F	(07)	64	12	13	25	+8	31
26	TALON BRIGLEY ** (C)	5'11	176	F	(05)	64	19	16	35	-19	41
27	MATEJ MIKES *	6'3	213	F	(07)	44	11	13	24	-11	24

#	PLAYER	HT	WT	POS	YOB	GP	REC	GAA	SV%	SO
31	PEYTON SHORE	6'3	178	G	(08)	19	4-12-0-1	4.59	.859	1
35	MATTHEW KONDRO *	6'1	165	G	(07) L	41	18-17-4-1	3.33	.896	1

L = Late Birthday * = Rookie ** = Overage

President & General Manager: Brent Sutter**Director of Player Personnel:** Jamie Novakoski**Head Coach:** Marc Habscheid**Assistant Coach:** Mike Egener**Assistant Coach:** Clayton Jardine**Skills Coach:** Erik Lodge**Director of Goaltending:** Ian Gordon**Athletic Therapist:** Terence Robertson**Equipment Manager:** Dave 'Radar' Horning**Hockey Operations Manager:** Arie Postmus

Forward Line Combinations		
Defence Pairs		Goaltenders
Out of Line-up		

* BOLD/HIGHLIGHTED INDICATES STARTING LINE-UP + INDICATES GAME-TIME DECISION



LETHBRIDGE HURRICANES HOCKEY CLUB



2025-2026 REGULAR SEASON ROSTER

March 2 / 2026

NO	FORWARDS (14)	POS	SH	HT	WT	HOMETOWN	D.O.B	2024-2025 SEASON	LEAGUE	GP	G	A	PTS	PIM	NHL DRAFT	PRONUNCIATION
9	Duell, Kade *	RW	R	5'7	152	Taber, AB	Mar. 15/06	Okotoks Oilers	BCHL	52	21	19	40	20	Eligible 2026	DOOL
12	Lafournaise, Tyden *	C	R	6'0	185	Winnipeg, MB	Mar. 17/09	SAHA U18 Prep	CSSHL	33	9	22	31	6	Eligible 2027	LA-fer-NAYSE
13	DiDomenicantonio, Enzo *	LW	L	5'10	160	Los Angeles, CA	Oct. 31/09	HoneyBaked U15 AAA	15U AAA	69	57	60	117	-	Eligible 2028	DID-uh-MEN-Uh-can-tone-EE-oh
14	Evans, Jake *	LW	L	6'1	171	Saskatoon, SK	Sept. 23/09	Saskatoon Contacts U18	SMAAAHL	44	13	27	40	18	Eligible 2028	EV-ins
15	Longley, Kayden 'A'	C	L	6'2	182	Wainwright, AB	Jan. 29/06	Kelowna Rockets	WHL	68	11	25	36	21	Eligible 2026	LONG-lee
16	Daneault, Easton *	C	R	5'9	160	Red Deer, AB	Apr. 23/08	Drumheller Dragons	AJHL	54	21	35	56	60	Eligible 2026	DUH-know
17	Anderson, Kai *	RW	R	6'2	180	North Vancouver, BC	Apr. 7/08	Burnaby Winter Club U18	CSSHL	31	13	18	31	52	Eligible 2026	KYE
19	Chenier, Oli	RW	R	5'10	188	Winnipeg, MB	Jan. 26/07	Prince Albert Raiders	WHL	56	3	10	13	49	Eligible 2026	SHEN-yay
21	Skadauskas, Mykolas *	LW	L	6'1	173	Vilnius, LTU	Oct. 1/07	IFK Taby HC J18	J18	19	22	13	35	7	Eligible 2027	MEEK-oh-liss / SKUH-dow-SKISS
22	Kibblewhite, Hudson 'A'	C	R	6'1	174	Vernon, BC	Apr. 7/07	Saskatoon Blades	WHL	52	8	8	16	8	Eligible 2026	KIBBLE-white
26	Petruk, Andrew **	LW	L	6'3	200	Surrey, BC	June 8/05	Everett/Kelowna	WHL	40	3	4	7	86	Free Agent	puh-TROOK
27	Lesiuk, Gavin	LW	L	6'4	216	Duncan, BC	Jan. 14/08	Lethbridge Hurricanes	WHL	31	1	4	5	22	Eligible 2026	LESS-ee-uck
28	Lima, Lukas *	RW	R	6'2	199	Langley, BC	Jan. 31/08	Burnaby Winter Club U18	CSSHL	36	15	15	30	58	Eligible 2026	LEE-muh
29	Berge, Owen 'A'	C	R	6'0	187	Edmonton, AB	May 2/06	Moose Jaw Warriors	WHL	68	12	11	23	43	Eligible 2026	BURG
NO	DEFENCE (8)	POS	SH	HT	WT	HOMETOWN	D.O.B	2024-2025 SEASON	LEAGUE	GP	G	A	PTS	PIM	NHL DRAFT	PRONUNCIATION
3	Scott, Will *	RD	R	6'0	191	Kelowna, BC	May 3/08	SAHA U18 Prep	CSSHL	32	3	11	14	30	Eligible 2026	SCOTT
4	Adair, Carsen 'A'	LD	L	6'3	197	Clavet, SK	Feb. 14/07	Lethbridge Hurricanes	WHL	66	2	7	9	12	Eligible 2026	UH-dare
5	Pichette, Grady *	RD	R	6'4	192	Okotoks, AB	Dec. 28/08	Okotoks Oilers U18	AEHL	32	7	20	27	22	Eligible 2027	PISH-ette
6	Smith, Brayden	LD	L	6'1	181	Saskatoon, SK	Apr. 16/07	Regina Pats	WHL	51	2	5	7	24	Eligible 2026	SMITH
8	Maloney, Nathan *	RD	R	6'2	182	Strathmore, AB	Sept. 16/06	Calgary Canucks	AJHL	44	13	27	40	55	Eligible 2026	MUH-lone-EE
11	Heger, Kyle *	LD	L	6'2	192	Eagan, MN	Sept. 21/07	Shattuck St. Mary's	USHS	58	8	51	59	14	Eligible 2026	HAY-gurr
23	Fabrizi, Matteo **	LD	L	6'6	240	St. Albert, AB	Mar. 23/05	Prince Albert / Red Deer	WHL	57	3	9	12	61	Free Agent	FUH-breeze-EE
24	Malinek, Tomas *	LD	L	6'1	183	Praha, CZE	July 3/07	HC Sparta Praha U20	Czechia	44	4	13	17	24	Eligible 2026	TOE-moss / MUH-lee-nick
NO	GOALTENDER (3)	POS	C	HT	WT	HOMETOWN	D.O.B	2024-2025 SEASON	LEAGUE	GP	MP	SO	GAA	SV%	NHL DRAFT	PRONUNCIATION
30	Cleaver, Koen	G	L	6'2	190	Port Alberni, BC	Mar. 28/07	Lethbridge Hurricanes	WHL	22	1226	2	3.23	.892	Eligible 2026	KOH-in / CLEE-vurr
31	Oaten, Leif *	G	L	6'3	194	Calgary, AB	Oct. 3/09	Calgary Edge U18	CSSHL	19	-	2	2.42	.922	Eligible 2027	LEEF / OH-tin
35	Rotar, Brody * (AP)	G	L	6'2	199	Creston, BC	Sept. 20/08	Lethbridge Hurricanes U18	AEHL	18	-	1	3.91	.897	Eligible 2026	ROW-tar

* Rookie ** Over Age

Interim General Manager: Barclay Parneta

Head Coach: Matt Anholt

Assistant Coach: Ryan Aasman

Assistant Coach: Torrin White

Video Coach: Drew Owsley

Goaltending Coach: Matt Weninger

Athletic Therapist: Marty Palechuk

Equipment Manager: Rhett White

Strength & Conditioning Coach: Trevor Hardy

Skills & Development Coach: Charlie Mattersdorfer





GAME NOTES



2025-2026 HURRICANES RECORD: 17-44-3-1

Home: 11-20-0-1

Road: 6-24-3-0

LAST GAME: 6-5 OT Loss at Medicine Hat Tigers: The Lethbridge Hurricanes suffered their sixth-straight loss on Saturday with a 6-5 overtime loss to the Medicine Hat Tigers at Co-op Place. Kai Anderson scored twice while Tomas Malinek, Oli Chenier and Kayden Longley scored the others in the game; Leif Oaten made 38-saves in the contest. Lethbridge was outshot 44-17 by Medicine Hat in the game. The 'Canes ended the regular season with an 0-6-2-0 record against the Tigers. Lethbridge fell to 1-9-3-0 in their last 13 games while having slipped to 2-11-3-0 in their last 16 outings.

VS. REBELS: Tonight will be the final of eight meetings between the Hurricanes and the Rebels. Lethbridge has posted a 1-5-1-0 record against Red Deer this season after posting a record of 7-1-0-0 against the Rebels last year. Dating back to February of 2015, the Hurricanes have posted a 47-20-5-1 record against the Rebels Lethbridge is 119-95-10-7 with eight ties all-time against the Rebels.

2025-2026 REGULAR SEASON SERIES:

September 27th/2025- at Red Deer (4-2 RD)
October 7th/2025 – at Red Deer (3-2 LET)
October 11th/2025 – at Lethbridge (5-0 RD)
December 3rd/2025 – at Lethbridge (5-1 RD)
January 14th/2026 – at Lethbridge (4-3 RD)
January 17th/2026 – at Red Deer (5-0 RD)
February 15th/2026 – at Red Deer (4-3 OT RD)
March 18th/2026 – at Lethbridge

2024-2025 REGULAR SEASON SERIES:

September 21st/2024 – at Red Deer (2-1 OT LET)
October 26th/2024 – at Lethbridge (5-3 LET)
November 2nd/2024 – at Red Deer (5-4 RD)
December 13th/2024 – at Lethbridge (4-1 LET)
December 30th/2024 – at Red Deer (2-1 LET)
January 24th/2025 – at Lethbridge (4-1 LET)
February 8th/2025 – at Red Deer (4-0 LET)
February 12th/2025 – at Lethbridge (3-1 LET)

2025-2026 REGULAR SEASON STATS LEADERS:

Goals (23) – Owen Berge
Points (51) – Easton Daneault
PIMS (104) – Gavin Lesiuk
Wins (10) – Koen Cleaver
Save % (.881) – Leif Oaten

Assists (39) – Easton Daneault

Plus/Minus (+3) – Oli Chenier
Shutouts (1) – Koen Cleaver & Leif Oaten
Goals Against Average (4.00) – Leif Oaten

WHO'S HOT:

- Easton Daneault has points in 5 straight games (1g-9a); 8 of 9 games (3g-10a); 18 of 25 games (6g-21a)
- Kade Duell has points in 3 straight games (2g-1a); 6 of 8 games (4g-4a); 14 of 20 games (7g-10a)
- Tyden Lafournaise has points in 3 straight games (1g-2a)
- Kayden Longley has points in 2 straight games (2g-3a); 3 of 4 games (3g-3a); 23 of 45 games (9g-23a)
- Owen Berge has points in 4 of 5 games (2g-4a); 6 of 9 games (3g-7a); 12 of 18 games (12g-7a)
- Kyle Heger has points in 3 of 5 games (1g-3a); 5 of 8 games (3g-4a); 17 of 31 games (7g-14a)
- Matteo Fabrizi has points in 3 of 5 games (1g-3a); 4 of 9 games (1g-4a); 9 of 21 games (3g-8a)
- Kai Anderson has points in 2 of 5 games (3g-2a); 3 of 9 games (3g-3a); 5 of 14 games (4g-4a)

REGULAR SEASON MILESTONE WATCH:

- Kayden Longley is 7 points away from 100 career points
- Oli Chenier is 14 assists away from 50 career assists
- Matteo Fabrizi is 5 assists away from 50 career assists
- Gavin Lesiuk is 8 games away from 100 career games
- Owen Berge is 13 assists away from 50 career assists
- Owen Berge is 13 goals away from 50 career goals
- Owen Berge is 15 games away from 200 games

INJURY REPORT:

- Brayden Smith: week-to-week (upper-body injury)
- Nathan Maloney: day-to-day (lower-body injury)
- Enzo DiDomenicantonio: week-to-week (lower-body injury)
- Oli Chenier: indefinite (lower-body injury)

NEWS & NOTES:

Thru 65: The Hurricanes enter tonight with a 17-44-3-1 record (38 points) on the season after 65 games. The 'Canes are 11-20-0-1 at home and 6-24-3-0 on the road. In 2024-2025, Lethbridge had posted a 40-18-4-3 record after 65 games. Lethbridge has posted an 0-4-1-0 record in the month of March.

Home Heavy: Lethbridge will play three of their final three games of the regular season at the VisitLethbridge.com Arena. The 'Canes will welcome the Red Deer Rebels and Edmonton Oil Kings to complete their home schedule while ending the campaign in Calgary against the Hitmen on Saturday. The Hurricanes have posted a record of 11-20-0-1 on home ice this year.

Streak Snapped: Following a loss to the Moose Jaw Warriors on March 7th, the Hurricanes were officially eliminated from contention for the 2026 WHL Playoffs. It marks the first time since the 2014-2015 season that the 'Canes will not qualify for the post-season, ending a stretch of nine straight seasons booking a ticket to the WHL Playoffs. The streak of nine-straight years in the playoffs was a franchise record for the 'Canes.

Rookie Standout: Hurricanes forward Easton Daneault was named the WHL Rookie of the Week last week after amassing six points (1g-5a) in two games against Regina and Moose Jaw. The Red Deer, AB, product enters tonight sitting 9th in the WHL in rookie scoring with 51 points (12g-39a) while sitting third among 2008-born rookies across the league. Daneault also leads the Hurricanes in assists and points.

Breakout Seasons: This year, the Hurricanes have had a whopping six veterans set new career-highs in points this season including Owen Berge (23g-46p), Kayden Longley (14g-45p), Hudson Kibblewhite (14g-29p), Oli Chenier (9g-24p), Matteo Fabrizi (4g-21p) and Carsen Adair (4g-14p) have all set new highs.

Century Mark: Gavin Lesiuk enters tonight having amassed 104 penalty minutes in games this year. The Duncan, BC, product is the first 'Cane to hit the century mark in penalty minutes in a single season since Landen Ward finished the 2023-2024 season with 120 PIMS. Lesiuk is just the seventh Hurricane in the last 10 years to hit the 100-PIM mark. The most PIMS in a single season since the new rules in 2006-2007 was recorded by Cason Machacek in 2010-2011 when he racked up 183 PIMS while the all-time single-season record is held by Brantt Myhres who had 359 penalty minutes in the 1991-1992 season.

Berge Burying: Hurricanes 19-year-old forward Owen Berge enters tonight having racked up 13 goals in his last 20 games – a 44-goal pace over a full 68-game schedule. The Edmonton, AB, product leads the 'Canes with 23 goals this year while sitting second in points with 46. Since joining the Hurricanes, Berge has collected 41 points (22g-19a) in 50 games. He was acquired for an eighth-round pick in October.

Surging Special Teams: Lethbridge's special teams have been better of late. The 'Canes power play has gone 23-for-88 (26.1%) in their last 25 games while having gone 6-for-23 (26.1%) in their last seven contests. Meanwhile, the Hurricanes penalty kill has gone 73-for-93 (78.5%) over the last 30 games while having gone 18-for-20 (90.0%) in their last seven outings.

HOW THE 'CANES WERE BUILT (* indicates rookie / ** indicates overage):

WHL Draft (9): Adair, Cleaver, Daneault*, Evans*, Lafournaise*, Lesiuk, Oaten*, Pichette*, Scott*

US Draft (1): DiDomenicantonio* **Import Draft (2):** Malinek*, Skadauskas*

Trade (9): Anderson*, Berge, Chenier, Fabrizi**, Heger*, Kibblewhite, Lima*, Longley, Smith

Listed/Signed (3): Duell*, Maloney*, Petruk**

GEOGRAPHICAL BREAKDOWN (* indicates rookie / ** indicates overage):

AB – 8 – (Berge, Daneault*, Duell*, Fabrizi**, Longley, Maloney*, Oaten*, Pichette*)

BC – 7 – (Anderson*, Cleaver, Kibblewhite, Lesiuk, Lima*, Petruk**, Scott*,)

SK – 3 – (Adair, Evans*, Smith)

MB – 2 – (Chenier, Lafournaise*)

United States – 2 – (DiDomenicantonio*, Heger*)

Lithuania – 1 – (Skadauskas*)

Czechia – 1 – (Malinek*)

ROSTER AGE BREAKDOWN (* indicates rookie / ** indicates overage):

2005 – 2 – (Fabrizi**, Petruk**)

2006 – 4 – (Berge, Duell*, Longley, Maloney*)

2007 – 8 – (Adair, Cleaver, Chenier, Kibblewhite, Heger*, Malinek*, Skadauskas*, Smith)

2008 – 6 – (Anderson*, Daneault*, Lesiuk, Lima*, Pichette*, Scott*)

2009 – 4 – (DiDomenicantonio*, Evans*, Lafournaise*, Oaten*)

EXTRAS:

All-Time Record: The 2025-2026 season is the Hurricanes 39th season in Lethbridge after the Calgary Wranglers relocated to the windy city for the start of the 1987-1988 season. Since arriving in Lethbridge, the Hurricanes have posted a 1,240-1,238-91-61 record along with 96 ties in 2,725 regular season games.

Home Sweet Home: In 2024-2025, the 'Canes posted a 25-7-2-0 record in 34 games at home. Dating back to 2023-2024 season, the Hurricanes have posted a 46-31-6-1 record in their last 84 regular season games on home ice. Last year marked the sixth time in team history the 'Canes won 25-or-more games at home in a single season with their best season coming in 1989-1990 going 32-2-2. Lethbridge is 11-20-0-1 this year.

OT Success: The 'Canes enter tonight having posted a 5-3 record this season in games decided in overtime this season. Lethbridge has posted a 99-91 record with 96 ties all-time in overtime in their history. The five OT victories this season is tied for third most in the WHL sitting two back of Prince George.

4-or-More: The Hurricanes have found their scoring touch of late. Entering tonight, Lethbridge has scored at least four goals in 10 of their last 20 games having totaled 64 goals in those 20 games averaging 3.20 goals per game. The 'Canes have posted a 14-8-1-0 record this year when scoring four-or-more goals.

Top Prospect: Hurricanes defenceman Kyle Heger represented Team East at the 2026 WHL Prospects Game in Vancouver on February 18th. The Eagan, Minnesota product was one of 15 rearguards to take part in the game. Heger finished with a plus-1 rating while recording one shot on goal in the game. It was the first WHL Prospects Game held in over 25-years dating back to the 1999-2000 season.

Midterm Ranked: Three Hurricanes players were ranked by NHL Central Scouting on the Midterm Rankings on January 12th. Kyle Heger (67th), Gavin Lesiuk (177th) and Nathan Maloney (220th) were all ranked among North American skaters. Of the three, Maloney was the lone player not ranked by Central Scouting on the Preliminary Players to Watch List in October.

Book of Firsts: This season, a total of nine Hurricanes players have registered their first WHL goals including Will Scott, Nathan Maloney, Kade Duell, Tyden Lafournaise, Easton Daneault, Kai Anderson, Tomas Malinek, Grady Pichette, Jake Evans and Lukas Lima have struck for the first time. Affiliate player Cohen Pentney also scored his first WHL goal this season. Two other Hurricane regulars: Enzo DiDomenicantonio and Mykolas Skadauskas are still in search of their first WHL goals.

Hey, Hogs: The 'Canes announced on January 7th the acquisition of draft eligible defenceman Kyle Heger along with a conditional fourth-round draft pick in 2028 from the Medicine Hat Tigers in exchange for 19-year-old forward Luke Cozens and a conditional fourth-round draft pick in 2028. Heger has totaled 18 points (6g-12a) in 26 games with the 'Canes.

Worm Dealt: On Sunday, December 7th, the Hurricanes announced the trade of captain Logan Wormald to the Spokane Chiefs in exchange for a third-round draft pick in 2026 (WEN), a third-round draft pick in 2026 (SPO), a fourth-round draft pick in 2026 (LET) and a fourth-round draft pick in 2028 (SPO). Wormald finished his career having recorded 243 points (99g-144a) in 266 career games finishing 17th all-time in points, 16th all-time in goals, 13th all-time in assists and 12th all-time in games played in 'Canes history.

Big Trade: On November 9th, the Hurricanes acquired 2006-born forward Kayden Longley, prospect Grayson Bauer along with five draft picks including a conditional first-round pick in 2026 from the Kelowna Rockets in exchange for overage forward Shane Smith and the WHL rights to 2007-born import forward Vojtech Cihar. He made his 'Canes debut on November 12th in Penticton; since joining the Hurricanes, Longley has collected 33 points (9g-24a) in 45 games.

Bergey Boy: On October 27th, the Hurricanes acquired 2006-born forward Owen Berge from the Moose Jaw Warriors in exchange for an eighth-round draft pick in 2028. The Edmonton, AB, product appeared in 139 regular season games with the Warriors amassing 33 points (15g-18a) and 55 penalty minutes. Since joining the Hurricanes, Berge has totaled 41 points (22g-19a) in 50 games.

New Bench Boss: Matt Anholt was named the 16th head coach in Hurricanes history on June 25th. Anholt has spent the past seven seasons as an assistant / associate coach with the 'Canes. He has posted an all-time record of 22-48-3-1 as the head coach of the Hurricanes.

EXTRAS:

2025 Year in Review: Lethbridge concluded their 2025 portion of their 2025-2026 season on Tuesday against Edmonton. In the calendar year of 2025, the Hurricanes have posted a record of 35-33-2-1 in 71 regular season games. The 'Canes went 17-16-1-1 at home while going 18-17-1-1 on the road this year.

Bronze Medalist: Hurricanes forward Mykolas Skadauskas earned a Bronze medal at the World Junior Championship Division II B tournament with Lithuania. The 18-year-old appeared in five games collecting three points (1g-2a) along with a plus-1 rating and two penalty minutes. Skadauskas has three assists in 23 games this year with the 'Canes.

Golden Oats: Leif Oaten helped Canada Red capture the Gold medal at the 2025 Under-17 World Hockey Challenge. He finished the tournament appearing in five games posting a record of 3-0-1 with a 2.95 goals against average and a .905 save percentage. Oaten was also named one of the tournament all-stars for Canada Red making 38-saves in the Gold medal game against Canada White.

Sweet-16's: The Hurricanes enter the 2025-2026 season with four 16-year-old players including forwards Tyden Lafournaise, Enzo DiDomenicantonio and Jake Evans along with goaltender Leif Oaten. Lafournaise, Evans and Oaten were all selected in the 2024 WHL Prospects Draft while DiDomenicantonio was chosen in the first-round of the 2024 US Priority Draft.

VanCity Campin': Defenceman Carsen Adair attended Vancouver Canucks Development Camp in July for his first NHL camp experience. The Clavet, SK, product recorded nine points (2g-7a) along with 12 penalty minutes in 66 regular season games in his rookie year last season while adding three points (2g-1a) and four penalty minutes in 16 playoff games.

First Lithuanian: First year import forward Mykolas Skadauskas was selected in the third-round (174th overall) in the 2025 CHL Import Draft. The product of Vilnius, Lithuania becomes the first Lithuanian-born player in history to play in the Western Hockey League. Only two players from Lithuania have ever played in the National Hockey League including Dainus Zubrus and Darius Kasparaitis.

Lucky 13: 2009-born forward Enzo DiDomenicantonio enters his first year in the WHL and with the Lethbridge Hurricanes. The Los Angeles, California, product who was selected 13th overall in the 2024 US Priority Draft will wear jersey #13 becoming just the second Hurricane in team history to wear the number. Ivan Vologzaninov was the other to dawn #13. Vologzaninov appeared in 136 regular season games amassing 198 points (85g-113a) along with 40 penalty minutes with the 'Canes from 1992 to 1994 – he is the highest scoring import in Hurricanes history.

Coaching Staff: Joining new head coach Matt Anholt, Lethbridge announced that Ryan Aasman will return for his fifth season as an assistant coach. The Hurricanes also announced the additions of former WHL player Torrin White as an assistant coach while adding Matt Weninger as the new goaltending coach as he joins Lethbridge after spending the previous seven seasons with the Moose Jaw Warriors.

Major Junior Maloney: On May 9, Nathan Maloney signed a WHL Scholarship and Development Agreement with the Hurricanes. The 2006-born defenceman had a standout season with the AJHL's Calgary Canucks in 2024-2025 amassing 40 points (13g-27a) in 44 regular season games before adding 16 points (4g-12a) in the 2025 playoffs helping the Canucks with an AJHL Championship. Maloney was named the AJHL's Top Defenceman while also being named the Top Defenceman at the 2025 Centennial Cup.

CJHL Rookie: Easton Daneault was named the 2024-2025 AJHL and CJHL Rookie of the Year. The 2008-born forward recorded 56 points (21g-35a) along with 60 penalty minutes in 54 regular season games with the Drumheller Dragons to finish first among AJHL rookie scoring. He collected one assist in six regular season games with the Hurricanes last year before adding two assists in eight playoff games.

Final Four: Last year, Lethbridge finished in the final four of the 2025 WHL Playoffs losing to the Medicine Hat Tigers in the Eastern Conference Final. It marked the third time in the previous seven playoffs held by the WHL that the 'Canes went to the final four. The Hurricanes fell in the Conference Final in 2018 to the Swift Current Broncos and in 2017 to the Regina Pats. The 2025 playoffs was just the seventh time in team history that the 'Canes went to the final four of the WHL post-season.

LETHBRIDGE HURRICANES STREAKS/LASTS (REG SEASON)

#	PLAYER	w/ G	w/o G	w/ A	w/o A	w/ P	w/o P	Last Goal	Last Assist
3	Will SCOTT *	-	27	-	6	-	6	Jan. 2 vs. SC	Feb. 27 vs. SC
4	Carsen ADAIR	-	25	-	13	-	13	Jan. 7 vs. SEA	Feb. 7 at SAS
5	Grady PICHETTE *	-	6	-	6	-	6	Feb. 27 vs. SC	Feb. 27 vs. SC
6	Brayden SMITH	-	65	-	9	-	9	Nov. 2/24 at SC (w/ REG)	Dec. 3 vs. RD
8	Nathan MALONEY *	-	7	-	2	-	2	Jan. 10 at MH	Jan. 21 vs. REG
9	Kade DUELL *	-	1	1	-	3	-	Mar. 13 vs. MH	Mar. 14 at MH
11	Kyle HEGER *	-	4	-	2	-	2	Mar. 6 at REG	Mar. 11 vs. REG
12	Tyden LAFOURNAISE *	-	2	2	-	3	-	Mar. 13 vs. MH	Mar. 14 at MH
13	Enzo DiDOMENICANTONIO *	-	22	-	1	-	1	No Career Goals	Nov. 28 vs. MJ
14	Jake EVANS *	-	28	-	2	-	2	Dec. 30 at EDM	Mar. 11 vs. REG
15	Kayden LONGLEY	2	-	2	-	2	-	Mar. 14 at MH	Mar. 14 at MH
16	Easton DANEAULT *	-	4	5	-	5	-	Mar. 6 at REG	Mar. 14 at MH
17	Kai ANDERSON *	1	-	1	-	1	-	Mar. 14 at MH	Mar. 14 at MH
19	Oli CHENIER	1	-	-	8	1	-	Mar. 14 at MH	Feb. 21 at MH
21	Mykolas SKADAUSKAS *	-	31	-	4	-	4	No Career Goals	Feb. 21 at MH
22	Hudson KIBBLEWHITE	-	6	1	-	1	-	Feb. 27 vs. SC	Mar. 14 at MH
23	Matteo FABRIZI **	-	3	1	-	1	-	Mar. 7 at MJ	Mar. 14 at MH
24	Tomas MALINEK *	1	-	-	11	1	-	Mar. 14 at MH	Feb. 15 at RD
26	Andrew PETRUK **	-	9	-	8	-	8	Jan. 23 vs. REG	Jan. 28 vs. SAS
27	Gavin LESIUK	-	12	-	12	-	12	Feb. 7 at SAS	Feb. 7 at SAS
28	Lukas LIMA *	-	17	-	5	-	5	Jan. 23 vs. REG	Feb. 27 vs. SC
29	Owen BERGE	-	1	-	1	-	1	Mar. 13 vs. MH	Mar. 13 vs. MH

#	PLAYER	LAST START	LAST WIN	LAST REG LOSS	LAST SHUTOUT	LAST POINT
30	Koen CLEAVER	Mar. 13 vs. MH	Feb. 7 at SAS	Mar. 13 vs. MH	Sept. 20 at CGY	Mar. 13/26 vs. MH
31	Leif OATEN *	Mar. 14 at MH	Feb. 27 vs. SC	Mar. 11 vs. REG	Feb. 27 vs. SC	No Career Points



Lethbridge Hurricanes Hockey Club

2025-2026 Team Statistics



3/16/2026

NO.	PLAYER	GP	G	A	PTS	+/-	PIM	PPG	PPA	SHG	SHA	GWG	FOW	FOT	FO%	SOG
3	Will Scott *	57	2	20	22	-32	17	0	4	0	0	0	0	0	0%	50
4	Carsen Adair	62	4	10	14	-29	65	0	0	0	0	0	0	0	0%	63
5	Grady Pichette *	56	3	10	13	-28	10	0	0	0	1	2	0	0	0%	59
6	Brayden Smith	26	0	5	5	-14	10	0	1	0	0	0	0	0	0%	21
8	Nathan Maloney *	46	4	24	28	-18	49	1	8	0	0	0	0	0	0%	77
9	Kade Duell *	62	18	25	43	-13	35	3	6	1	2	0	86	179	48.0%	89
11	Kyle Heger *	61	11	22	33	-13	33	3	10	0	0	1	0	0	0%	145
12	Tyden Lafournaise *	58	10	7	17	-40	17	1	0	0	0	0	30	60	50.0%	76
13	Enzo DiDomenicantonio *	22	0	6	6	-8	6	0	1	0	0	0	36	79	45.6%	19
14	Jake Evans *	54	1	6	7	-25	2	0	1	0	0	0	91	240	37.9%	35
15	Kayden Longley	60	14	31	45	-13	18	3	11	2	0	0	346	706	49.0%	110
16	Easton Daneault *	64	12	39	51	-17	28	5	13	0	0	0	274	603	45.4%	138
17	Kai Anderson *	64	14	6	20	-33	4	4	3	2	0	2	136	289	47.1%	85
19	Oli Chenier	56	9	15	24	3	32	1	5	1	0	0	41	90	45.6%	75
21	Mykolas Skadauskas *	31	0	4	4	-23	8	0	0	0	0	0	1	4	25.0%	31
22	Hudson Kibblewhite	50	14	15	29	-23	2	5	4	1	0	3	348	704	49.4%	77
23	Matteo Fabrizi **	53	4	17	21	-19	62	0	3	0	2	1	0	0	0%	39
24	Tomas Malinek *	56	2	4	6	-14	39	0	0	0	0	0	0	0	0%	38
26	Andrew Petruk **	25	4	4	8	-18	50	0	0	0	0	1	5	12	42%	20
27	Gavin Lesiuk	60	7	5	12	-45	104	1	0	0	0	0	8	14	57.1%	61
28	Lukas Lima *	54	1	3	4	-33	41	1	0	0	0	0	2	7	28.6%	29
29	Owen Berge	60	23	23	46	-22	34	11	2	0	1	2	318	583	54.5%	136

TEAM STATS	1077	134	278	412	-455	632	28	70	7	5	10	1722	2987	57.6%	1337
-------------------	------	-----	-----	-----	------	-----	----	----	---	---	----	------	------	-------	------

NO.	GP	MIN	GA	SVS	SA	GAA	SV%	W	L	OTL	SOL	SO	PIM	PT	PULL	
30	Koen Cleaver	42	2191	179	1146	1325	4.90	0.865	10	26	1	1	1	0	1	6
31	Leif Oaten *	29	1590	106	784	890	4.00	0.881	6	17	2	0	1	0	0	0

GOALS BY PERIOD	1st	2nd	3rd	OT	SO	Total	SHOTS BY PERIOD	1st	2nd	3rd	OT	SOA	SOG	Total
Hurricanes	61	56	67	5	0	189	Hurricanes	527	570	498	19	3	3	1614
Opponents	102	102	97	3	1	304	Opponents	733	793	726	17	2	2	2269

RECORD AFTER 1st PERIOD					RECORD AFTER 2nd PERIOD					SHOTS ON GOAL RECORD				
When Leading:	10	5	1	0	When Leading:	10	2	1	0	When Outshooting Opponent:	3	5	0	0
When Losing:	2	34	2	1	When Losing:	3	36	1	1	When Outshot by Opponent:	13	37	3	1
When Tied:	5	5	0	0	When Tied:	4	6	1	0	When Shots Are Tied:	1	2	0	0

SITUATIONAL RECORDS														
When Score 3 or Less	3	35	2	1	30 or Less Shots	12	39	2	0	More PP's	4	21	2	1
When Score 4 or More	14	9	1	0	31 or More Shots	5	5	1	1	Less PP's	6	13	1	0
When Allow 3 or Less	14	4	0	1	Allow 30 Shots or Less	5	13	0	0	Even PP's	7	10	0	0
When Allow 4 or More	3	40	3	0	Allow 31 Shots or More	12	31	3	1					

FIRST GOAL OF THE GAME					SPECIAL TEAMS				
When Hurricanes Score First:	10	10	1	0	Power Play:				
When Opponent Score First:	7	34	2	1					
					Hurricanes	Opp.	PPGF	SHGA	Pct.%
						227	47	11	20.7%

HOME AND AWAY RECORD					PENALTY KILL:							
Home	11	20	0	1	OT Rec	5	3					
Road	6	24	3	0	SO Rec	0	1					
Total	17	44	3	1	Total	5	4	Hurricanes	Opp.	PK KILLS	SHGF	Pct.%
						216	157	7	72.7%			



Lethbridge Hurricanes Hockey Club



Career Statistics

3/16/2026

NO.	PLAYER	GP	G	A	PTS	+/-	PIM	PPG	PPA	SHG	SHA	GWG	FOW	FOT	FO%	SHOTS
3	Will Scott *	64	2	20	22	-35	17	0	4	0	0	0	0	0	0%	52
4	Carsen Adair	131	6	17	23	-35	77	0	0	0	1	0	0	0	0%	124
5	Grady Pichette *	63	3	11	14	-27	12	0	0	0	1	2	0	0	0%	66
6	Brayden Smith	82	2	10	12	-23	36	0	1	0	0	0	0	0	0%	58
8	Nathan Maloney *	46	4	24	28	-18	49	1	8	0	0	0	0	0	0%	77
9	Kade Duell *	62	18	25	43	-13	35	3	6	1	2	0	86	179	48.0%	89
11	Kyle Heger *	61	11	22	33	-13	33	3	10	0	0	1	0	0	0%	145
12	Tyden Lafournaise *	61	10	7	17	-41	17	1	0	0	0	0	37	84	44.0%	79
13	Enzo DiDomenicantonio *	22	0	6	6	-8	6	0	1	0	0	0	36	79	45.6%	19
14	Jake Evans *	56	1	6	7	-27	2	0	1	0	0	0	91	240	37.9%	35
15	Kayden Longley	181	33	63	96	-51	41	5	15	2	1	2	664	1397	47.5%	248
16	Easton Daneault *	70	12	40	52	-20	28	5	14	0	0	0	306	663	46.2%	148
17	Kai Anderson *	69	14	6	20	-34	4	4	3	2	0	2	136	289	47.1%	87
19	Oli Chenier	172	23	36	59	-3	115	6	9	1	0	1	68	145	46.9%	195
21	Mykolas Skaduskas *	31	0	4	4	-23	8	0	0	0	0	0	1	4	25.0%	31
22	Hudson Kibblewhite	140	27	24	51	-37	14	9	5	1	0	3	667	1408	47.4%	173
23	Matteo Fabrizi **	279	16	46	62	-19	304	1	3	0	2	3	0	0	0%	296
24	Tomas Malinek *	56	2	4	6	-14	39	0	0	0	0	0	0	0	0%	38
26	Andrew Petruk **	167	11	16	27	-39	293	1	2	0	0	2	108	283	38.2%	139
27	Gavin Lesiuk	93	8	9	17	-51	126	1	0	0	0	0	13	20	65.0%	75
28	Lukas Lima *	57	1	3	4	-33	41	1	0	0	0	0	2	7	28.6%	29
29	Owen Berge	189	37	37	74	-77	85	12	7	0	1	3	791	1586	49.9%	279
NO	PLAYER	GP	MIN	GA	SVS	SA	GAA	SV%	W	L	OTL	SOL	SO	PIM	PT	PULL
30	Koen Cleaver	68	3614	263	1780	2043	4.37	0.871	22	37	2	1	3	0	3	8
31	Leif Oaten *	29	1590	106	784	890	4.00	0.881	6	17	2	0	1	0	0	0



Lethbridge Hurricanes Hockey Club

Career vs. Opponent



NO. PLAYER	VS.	GP	G	A	P	+/-	PIM	VS.	GP	G	A	P	+/-	PIM	VS.	GP	G	A	P	+/-	PIM	VS.	GP	G	A	P	+/-	PIM	
3	Will Scott *	CGY	8	0	4	4	-2	0	BRD	3	0	3	3	-2	0	KAM	1	0	0	0	-2	0	EVT	1	0	0	0	-1	0
		EDM	6	0	3	3	-6	0	MJ	4	0	0	0	0	2	KEL	1	1	0	1	0	0	POR	0	0	0	0	0	0
		MH	11	0	1	1	-13	9	PA	3	0	0	0	-2	0	PEN	1	0	0	0	0	2	SEA	1	0	0	0	-1	2
		RD	10	0	0	0	-7	0	REG	3	0	1	1	-1	2	PG	0	0	0	0	0	0	SPO	1	0	0	0	0	0
									SAS	3	0	1	1	-1	0	VAN	1	0	0	0	-2	0	TC	0	0	0	0	0	0
									SC	4	1	5	6	3	0	VIC	1	0	2	2	1	0	WEN	1	0	0	0	1	0
Eastern Conference:								55	1	18	19	-31	13	Western Conference:								9	1	2	3	-4	4		
4	Carsen Adair	CGY	13	0	2	2	2	6	BRD	8	0	0	0	-10	2	KAM	1	0	0	0	-2	0	EVT	2	0	0	0	-1	0
		EDM	14	2	0	2	-12	15	MJ	9	0	1	1	2	4	KEL	1	1	0	1	0	0	POR	2	0	0	0	-1	2
		MH	16	0	1	1	-6	8	PA	8	1	1	2	-5	4	PEN	1	0	0	0	0	2	SEA	2	1	1	2	1	0
		RD	14	1	1	2	2	6	REG	8	0	0	0	-6	6	PG	1	0	0	0	-2	0	SPO	3	0	0	0	-1	0
									SAS	8	0	5	5	1	6	VAN	2	0	0	0	-4	0	TC	0	0	0	0	0	0
									SC	10	0	2	2	0	8	VIC	2	0	0	0	-2	2	WEN	1	0	0	0	1	0
Eastern Conference:								108	4	13	17	-32	65	Western Conference:								18	2	1	3	-9	6		
5	Grady Pichette *	CGY	7	0	1	1	2	2	BRD	4	0	0	0	-4	0	KAM	0	0	0	0	0	0	EVT	1	0	0	0	-2	0
		EDM	7	0	0	0	-8	2	MJ	2	0	0	0	-6	0	KEL	1	0	0	0	1	0	POR	1	0	0	0	1	0
		MH	8	0	1	1	-6	2	PA	3	0	0	0	-4	0	PEN	1	0	0	0	1	0	SEA	1	0	0	0	-2	0
		RD	7	1	3	4	0	4	REG	4	0	1	1	-1	0	PG	1	0	0	0	-2	0	SPO	1	0	0	0	-2	0
									SAS	4	0	1	1	1	0	VAN	1	0	1	1	2	0	TC	2	0	0	0	0	0
									SC	5	1	2	3	2	0	VIC	1	0	1	1	1	4	WEN	1	1	0	1	1	0
Eastern Conference:								51	2	9	11	-24	10	Western Conference:								12	1	2	3	-1	4		
6	Brayden Smith	CGY	5	0	0	0	-4	0	BRD	10	0	1	1	-5	4	KAM	3	0	1	1	-2	0	EVT	2	0	0	0	-1	0
		EDM	9	0	1	1	-2	0	MJ	7	1	0	1	2	4	KEL	2	0	1	1	-3	0	POR	0	0	0	0	0	0
		MH	6	0	0	0	-3	0	PA	6	0	0	0	-4	2	PEN	0	0	0	0	0	0	SEA	0	0	0	0	0	0
		RD	5	0	2	2	-1	0	REG	1	0	0	0	-1	0	PG	2	0	0	0	-1	2	SPO	1	0	0	0	0	0
									SAS	6	0	0	0	-1	0	VAN	3	0	0	0	0	0	TC	2	0	1	1	-1	0
									SC	7	1	1	2	2	13	VIC	0	0	0	0	0	0	WEN	0	0	0	0	0	0
Eastern Conference:								62	2	5	7	-17	23	Western Conference:								15	0	3	3	-8	2		
8	Nathan Maloney *	CGY	6	0	3	3	-2	4	BRD	3	0	3	3	-2	2	KAM	1	1	0	1	-1	0	EVT	0	0	0	0	0	0
		EDM	5	0	4	4	-4	6	MJ	2	0	1	1	0	2	KEL	1	0	2	2	2	2	POR	1	1	0	1	-1	2
		MH	3	1	0	1	0	0	PA	3	0	1	1	-4	0	PEN	1	0	2	2	2	4	SEA	1	0	2	2	2	0
		RD	5	0	0	0	-4	7	REG	2	0	0	0	-1	8	PG	1	0	0	0	-2	2	SPO	1	0	0	0	0	2
									SAS	3	1	1	2	-2	4	VAN	1	0	1	1	0	4	TC	1	0	3	3	1	0
									SC	3	1	1	2	-2	4	VIC	1	0	1	1	0	4	WEN	1	0	0	0	0	0
Eastern Conference:								35	3	14	17	-21	37	Western Conference:								11	2	11	13	3	20		
9	Kade Duell *	CGY	5	0	1	1	0	4	BRD	4	0	2	2	-8	5	KAM	1	0	1	1	1	0	EVT	1	1	1	2	-3	0
		EDM	6	1	1	2	0	2	MJ	4	3	3	6	3	0	KEL	1	0	0	0	0	0	POR	1	0	0	0	0	0
		MH	8	3	4	7	-6	11	PA	4	0	0	0	-1	0	PEN	1	0	1	1	1	0	SEA	1	0	0	0	-1	2
		RD	7	2	2	4	-3	4	REG	4	3	2	5	2	0	PG	1	0	0	0	-1	0	SPO	1	0	0	0	0	0
									SAS	4	0	4	4	2	5	VAN	1	1	0	1	1	0	TC	1	0	2	2	1	2
									SC	4	0	4	4	2	5	VIC	1	1	0	1	1	0	WEN	1	0	0	0	0	0
Eastern Conference:								50	12	23	35	-9	36	Western Conference:								12	3	5	8	0	4		
11	Kyle Heger *	CGY	6	0	4	4	2	4	BRD	4	1	1	2	-1	0	KAM	1	0	0	0	0	0	EVT	1	0	0	0	-2	0
		EDM	5	1	1	2	-5	0	MJ	5	1	3	4	-4	4	KEL	1	0	0	0	-1	0	POR	1	0	0	0	1	0
		MH	6	0	3	3	-12	0	PA	4	1	0	1	0	7	PEN	1	0	0	0	0	0	SEA	1	0	0	0	-3	0
		RD	6	0	2	2	2	6	REG	5	2	4	6	1	0	PG	1	1	1	2	4	2	SPO	1	1	0	1	1	0
									SAS	2	2	1	3	4	2	VAN	1	1	1	2	4	2	TC	1	0	0	0	-1	0
									SC	2	2	1	3	4	2	VIC	1	0	0	0	0	0	WEN	1	0	0	0	0	0
Eastern Conference:								45	10	20	30	-9	25	Western Conference:								12	3	2	5	3	4		
12	Tyden Lafournaise *	CGY	8	0	1	1	-4	2	BRD	4	0	1	1	-6	0	KAM	1	0	0	0	-1	0	EVT	1	0	0	0	-2	0
		EDM	6	0	0	0	-3	0	MJ	4	1	1	2	-3	0	KEL	0	0	0	0	0	0	POR	1	0	0	0	-1	0
		MH	10	2	2	4	-5	0	PA	4	0	0	0	-8	0	PEN	1	0	0	0	0	0	SEA	1	2	1	3	2	0
		RD	7	2	0	2	-5	0	REG	4	3	0	3	1	2	PG	1	0	0	0	0	2	SPO	0	0	0	0	0	0
									SAS	4	0	1	1	1	9	VAN	1	0	0	0	0	2	TC	1	0	0	0	-1	0
									SC	4	0	1	1	1	9	VIC	1	0	0	0	-1	0	WEN	1	0	0	0	0	0
Eastern Conference:								55	8	7	15	-31	22	Western Conference:								10	2	1	3	-4	4		
13	Enzo DiDomenicantonio *	CGY	2	0	1	1	0																						



Lethbridge Hurricanes Hockey Club

Record When Recording Goal/Point



3/16/2026

NO. PLAYER	When Scoring Goal				When Recording Point											
	Season		Career		Season		Career									
3 Will Scott *	2	0	0	0	2	0	0	0	7	8	0	0	7	8	0	0
4 Carsen Adair	2	2	0	0	4	2	0	0	7	5	0	0	14	7	0	0
5 Grady Pichette *	2	0	1	0	2	0	1	0	4	6	1	0	4	6	1	0
6 Brayden Smith	0	0	0	0	0	0	0	0	2	1	0	0	2	1	0	0
8 Nathan Maloney *	0	4	0	0	0	4	0	0	8	13	0	0	8	13	0	0
9 Kade Duell *	6	9	0	0	6	9	0	0	11	21	2	0	11	21	2	0
11 Kyle Heger *	2	3	0	0	2	3	0	0	3	11	0	0	3	11	0	0
12 Tyden Lafournaise *	3	5	1	0	3	5	1	0	4	9	2	0	4	9	2	0
13 Enzo DiDomenicantoni	0	0	0	0	0	0	0	0	4	2	0	0	4	2	0	0
14 Jake Evans *	0	1	0	0	0	1	0	0	4	2	0	0	4	2	0	0
15 Kayden Longley	2	5	2	0	2	5	2	0	8	13	2	0	8	13	2	0
16 Easton Daneault *	3	8	1	0	3	8	1	0	13	19	3	0	14	19	3	0
17 Kai Anderson *	4	7	1	0	4	7	1	0	5	8	2	0	5	8	2	0
19 Oli Chenier	2	1	2	0	2	1	2	0	2	1	3	0	2	1	3	0
21 Mykolas Skadauskas	0	0	0	0	0	0	0	0	2	1	0	0	2	1	0	0
22 Hudson Kibblewhite	6	7	0	0	6	7	0	0	6	13	2	0	6	13	2	0
23 Matteo Fabrizi **	2	2	0	0	2	2	0	0	6	8	2	0	6	8	2	0
24 Tomas Malinek *	1	0	1	0	1	0	1	0	2	1	2	0	2	1	2	0
26 Andrew Petruk **	1	3	0	0	1	3	0	0	2	5	0	0	2	5	0	0
27 Gavin Lesiuk	3	3	0	0	3	4	0	0	3	7	0	0	6	9	0	0
28 Lukas Lima *	1	0	0	0	1	0	0	0	3	0	0	0	3	0	0	0
29 Owen Berge	7	10	1	0	7	10	1	0	9	17	2	0	9	17	2	0
NO. PLAYER	20-29 Saves				30-39 Saves											
	Season		Career		Season		Career									
30 Koen Cleaver	W	L	OTL	SOL	W	L	OTL	SOL	W	L	OTL	SOL	W	L	OTL	SOL
	5	10	0	0	8	14	1	0	5	4	0	1	11	7	0	1
	40-49 Saves				50+ Saves											
30 Koen Cleaver	W	L	OTL	SOL	W	L	OTL	SOL	W	L	OTL	SOL	W	L	OTL	SOL
	1	4	1	0	1	4	1	0	0	0	0	0	0	0	0	0
NO. PLAYER	20-29 Saves				30-39 Saves											
	Season		Career		Season		Career									
31 Leif Oaten *	W	L	OTL	SOL	W	L	OTL	SOL	W	L	OTL	SOL	W	L	OTL	SOL
	4	9	0	0	4	9	0	0	2	8	2	0	2	8	2	0
	40-49 Saves				50+ Saves											
31 Leif Oaten *	W	L	OTL	SOL	W	L	OTL	SOL	W	L	OTL	SOL	W	L	OTL	SOL
	0	1	0	0	0	1	0	0	0	0	0	0	0	0	0	0



Lethbridge Hurricanes Hockey Club

Multi-Point Games



3/16/2026

NO.	PLAYER	2 PT		3 PT		4 PT		5+ PT		2G		3G	
		YR	CAR	YR	CAR	YR	CAR	YR	CAR	YR	CAR	YR	CAR
3	Will Scott *	5	5	1	1	0	0	0	0	0	0	0	0
4	Carsen Adair	2	2	0	0	0	0	0	0	0	0	0	0
5	Grady Pichette *	2	2	0	0	0	0	0	0	0	0	0	0
6	Brayden Smith	0	1	0	0	0	0	0	0	0	0	0	0
8	Nathan Maloney *	4	4	1	1	0	0	0	0	0	0	0	0
9	Kade Duell *	5	5	2	2	0	0	0	0	3	3	0	0
11	Kyle Heger *	6	6	0	0	0	0	0	0	1	1	0	0
12	Tyden Lafournaise *	0	0	1	1	0	0	0	0	1	1	0	0
13	Enzo DiDomenicantonio *	0	0	0	0	0	0	0	0	0	0	0	0
14	Jake Evans *	1	1	0	0	0	0	0	0	0	0	0	0
15	Kayden Longley	9	18	3	3	0	0	0	0	1	2	0	0
16	Easton Daneault *	7	7	3	3	1	1	0	0	0	0	0	0
17	Kai Anderson *	3	3	1	1	0	0	0	0	2	2	0	0
19	Oli Chenier	2	4	2	3	0	1	0	0	1	2	0	1
21	Mykolas Skadauskas *	0	0	0	0	0	0	0	0	0	0	0	0
22	Hudson Kibblewhite	6	8	1	2	0	0	0	0	1	2	0	0
23	Matteo Fabrizi **	3	8	1	1	0	0	0	0	0	0	0	0
24	Tomas Malinek *	1	1	0	0	0	0	0	0	0	0	0	0
26	Andrew Petruk **	1	3	0	0	0	0	0	0	0	1	0	0
27	Gavin Lesiuk	1	1	0	0	0	0	0	0	0	0	0	0
28	Lukas Lima *	1	1	0	0	0	0	0	0	0	0	0	0
29	Owen Berge	12	15	1	1	0	0	0	0	2	2	1	1
NO.	PLAYER	20+ SVS		30+ SVS		40+ SVS		50+ SVS		SO		PT	
		YR	CAR	YR	CAR	YR	CAR	YR	CAR	YR	CAR	YR	CAR
30	Koen Cleaver	14	23	10	19	6	6	0	0	1	3	1	3
31	Leif Oaten *	12	12	12	12	1	1	0	0	1	1	0	0



Lethbridge Hurricanes Hockey Club

Home & Away Player Stats (w/ Hurricanes)



3/16/2026

NO.	PLAYER	Home Stats					Road Stats						
		GP	G	A	P	+/-	PIM	GP	G	A	P	+/-	PIM
3	Will Scott *	27	1	14	15	-6	6	30	1	6	7	-26	11
		<i>Season Total (Home & Away)</i>					<i>57</i>	<i>2</i>	<i>20</i>	<i>22</i>	<i>-32</i>	<i>17</i>	
4	Carsen Adair	30	4	6	10	-3	24	32	0	4	4	-26	41
		<i>Season Total (Home & Away)</i>					<i>62</i>	<i>4</i>	<i>10</i>	<i>14</i>	<i>-29</i>	<i>65</i>	
5	Grady Pichette *	29	2	5	7	-14	0	27	1	5	6	-14	10
		<i>Season Total (Home & Away)</i>					<i>56</i>	<i>3</i>	<i>10</i>	<i>13</i>	<i>-28</i>	<i>10</i>	
6	Brayden Smith	10	0	2	2	-10	4	11	0	1	1	-3	2
		<i>Season Total (Home & Away)</i>					<i>21</i>	<i>0</i>	<i>3</i>	<i>3</i>	<i>-13</i>	<i>6</i>	
8	Nathan Maloney *	25	1	13	14	-8	25	21	3	11	14	-10	24
		<i>Season Total (Home & Away)</i>					<i>46</i>	<i>4</i>	<i>24</i>	<i>28</i>	<i>-18</i>	<i>49</i>	
9	Kade Duell *	30	11	10	21	-5	15	32	7	15	22	-8	20
		<i>Season Total (Home & Away)</i>					<i>62</i>	<i>18</i>	<i>25</i>	<i>43</i>	<i>-13</i>	<i>35</i>	
11	Kyle Heger *	13	4	5	9	-4	8	13	2	7	9	-17	0
		<i>Season Total (Home & Away)</i>					<i>26</i>	<i>6</i>	<i>12</i>	<i>18</i>	<i>-21</i>	<i>8</i>	
12	Tyden Lafournaise *	27	6	4	10	-12	6	31	4	3	7	-28	11
		<i>Season Total (Home & Away)</i>					<i>58</i>	<i>10</i>	<i>7</i>	<i>17</i>	<i>-40</i>	<i>17</i>	
13	Enzo DiDomenicantonio *	11	0	1	1	-9	4	11	0	5	5	1	2
		<i>Season Total (Home & Away)</i>					<i>22</i>	<i>0</i>	<i>6</i>	<i>6</i>	<i>-8</i>	<i>6</i>	
14	Jake Evans *	28	0	6	6	-9	0	26	1	0	1	-16	2
		<i>Season Total (Home & Away)</i>					<i>54</i>	<i>1</i>	<i>6</i>	<i>7</i>	<i>-25</i>	<i>2</i>	
15	Kayden Longley	21	3	14	17	-5	8	24	6	10	16	-12	6
		<i>Season Total (Home & Away)</i>					<i>45</i>	<i>9</i>	<i>24</i>	<i>33</i>	<i>-17</i>	<i>14</i>	
16	Easton Daneault *	31	6	21	27	-7	14	33	6	18	24	-10	14
		<i>Season Total (Home & Away)</i>					<i>64</i>	<i>12</i>	<i>39</i>	<i>51</i>	<i>-17</i>	<i>28</i>	
17	Kai Anderson *	31	5	1	6	-15	0	33	9	5	14	-18	4
		<i>Season Total (Home & Away)</i>					<i>64</i>	<i>14</i>	<i>6</i>	<i>20</i>	<i>-33</i>	<i>4</i>	
19	Oli Chenier	13	4	3	7	3	2	13	2	2	4	-7	2
		<i>Season Total (Home & Away)</i>					<i>26</i>	<i>6</i>	<i>5</i>	<i>11</i>	<i>-4</i>	<i>4</i>	
21	Mykolas Skadauskas *	14	0	1	1	-8	2	17	0	3	3	-15	6
		<i>Season Total (Home & Away)</i>					<i>31</i>	<i>0</i>	<i>4</i>	<i>4</i>	<i>-23</i>	<i>8</i>	
22	Hudson Kibblewhite	25	9	7	16	-3	0	25	5	8	13	-20	2
		<i>Season Total (Home & Away)</i>					<i>50</i>	<i>14</i>	<i>15</i>	<i>29</i>	<i>-23</i>	<i>2</i>	
23	Matteo Fabrizi **	25	1	9	10	-5	39	28	3	8	11	-14	23
		<i>Season Total (Home & Away)</i>					<i>53</i>	<i>4</i>	<i>17</i>	<i>21</i>	<i>-19</i>	<i>62</i>	
24	Tomas Malinek *	28	1	3	4	-7	19	28	1	1	2	-7	20
		<i>Season Total (Home & Away)</i>					<i>56</i>	<i>2</i>	<i>4</i>	<i>6</i>	<i>-14</i>	<i>39</i>	
26	Andrew Petruk **	13	2	2	4	-5	26	12	2	2	4	-13	24
		<i>Season Total (Home & Away)</i>					<i>25</i>	<i>4</i>	<i>4</i>	<i>8</i>	<i>-18</i>	<i>50</i>	
27	Gavin Lesiuk	29	3	1	4	-23	56	31	4	4	8	-22	48
		<i>Season Total (Home & Away)</i>					<i>60</i>	<i>7</i>	<i>5</i>	<i>12</i>	<i>-45</i>	<i>104</i>	
28	Lukas Lima *	28	1	1	2	-17	27	26	0	2	2	-16	14
		<i>Season Total (Home & Away)</i>					<i>54</i>	<i>1</i>	<i>3</i>	<i>4</i>	<i>-33</i>	<i>41</i>	
29	Owen Berge	25	11	9	20	-3	16	25	11	10	21	-12	14
		<i>Season Total (Home & Away)</i>					<i>50</i>	<i>22</i>	<i>19</i>	<i>41</i>	<i>-15</i>	<i>30</i>	
NO.	PLAYER	GP	MIN	GA	SVS	GAA	SV%	W	L	OTL	SOL	SO	
30	Koen Cleaver	Home:	24	1330	108	685	4.87	0.864	4	17	0	1	0
		Road:	18	861	71	461	4.95	0.867	6	9	1	0	1
31	Leif Oaten *	Home:	9	529	22	245	2.50	0.918	6	3	0	0	1
		Road:	20	1061	84	539	4.75	0.865	0	14	2	0	0



Lethbridge Hurricanes Hockey Club



Three Star Tracker

Overall For Season (w/ Hurricanes)					In Hurricanes Wins				
NO. PLAYER	1st	2nd	3rd	Total	NO. PLAYER	1st	2nd	3rd	Total
<i>Active Players</i>					<i>Active Players</i>				
30 Koen Cleaver	5	3	2	10	30 Koen Cleaver	3	1	1	5
31 Leif Oaten *	2	1	3	6	31 Leif Oaten *	2	1	1	4
3 Will Scott *	2	0	0	2	3 Will Scott *	1	0	0	1
4 Carsen Adair	0	0	1	1	4 Carsen Adair	0	0	1	1
5 Grady Pichette *	0	0	2	2	5 Grady Pichette *	0	0	2	2
6 Brayden Smith	0	0	0	0	6 Brayden Smith	0	0	0	0
8 Nathan Maloney *	0	1	0	1	8 Nathan Maloney *	0	1	0	1
9 Kade Duell *	1	3	0	4	9 Kade Duell *	1	1	0	2
11 Kyle Heger *	1	1	1	3	11 Kyle Heger *	1	0	0	1
12 Tyden Lafournaise *	1	0	2	3	12 Tyden Lafournaise *	1	0	1	2
13 Enzo DiDomenicantonio *	0	0	0	0	13 Enzo DiDomenicantonio *	0	0	0	0
14 Jake Evans *	0	0	0	0	14 Jake Evans *	0	0	0	0
15 Kayden Longley	0	3	0	3	15 Kayden Longley	0	2	0	2
16 Easton Daneault *	0	1	6	7	16 Easton Daneault *	0	1	2	3
17 Kai Anderson *	0	1	0	1	17 Kai Anderson *	0	0	0	0
19 Oli Chenier	1	1	0	2	19 Oli Chenier	1	0	0	1
21 Mykolas Skadauskas *	0	0	0	0	21 Mykolas Skadauskas *	0	0	0	0
22 Hudson Kibblewhite	0	3	0	3	22 Hudson Kibblewhite	0	2	0	2
23 Matteo Fabrizi **	0	2	1	3	23 Matteo Fabrizi **	0	2	0	2
24 Tomas Malinek *	0	0	0	0	24 Tomas Malinek *	0	0	0	0
26 Andrew Petruk **	0	0	0	0	26 Andrew Petruk **	0	0	0	0
27 Gavin Lesiuk	0	0	0	0	27 Gavin Lesiuk	0	0	0	0
28 Lukas Lima *	0	0	0	0	28 Lukas Lima *	0	0	0	0
29 Owen Berge	1	1	0	2	29 Owen Berge	1	1	0	2



Lethbridge Hurricanes Hockey Club 2025-2026 Regular Season Game By Game



DATE	GM #	OPP	SCORE	HURRICANE GOALS	OPPOSITION GOALS	LET PP	OPP PP	SHOTS	RECORD	PTS
Fri, Sept. 19	1	vs. CGY	5-3 L	Kibblewhite (2), Olsen	Molgachev (2), Dach, Ng, Hildebrandt	1/5	2/5	25-23 CGY	0-1-0-0	0
Sat, Sept. 20	2	at CGY	4-0 W	S.Smith (2) , Cozens (2)	---	0/4	0/4	32-28 LET	1-1-0-0	2
Fri, Sept. 26	3	vs. SAS	5-3 L	Duell, Wormald, Lesiuk	Lewandowski, Laing, Mathies, Petr, Calvert	0/4	2/5	39-23 SAS	1-2-0-0	2
Sat, Sept. 27	4	at RD	4-2 L	Cozens, S.Smith	Coupland, Shadrick, Brigley , Gard	1/3	0/1	31-18 RD	1-3-0-0	2
Fri, Oct. 3	5	vs. MH	4-2 L	Kibblewhite, S.Smith	Volotovskii, Davidson, McCann , Bryzgalov	1/3	1/4	44-30 MH	1-4-0-0	2
Sun, Oct. 5	6	at CGY	5-2 L	Kibblewhite, Lesiuk	MacBeath, Wilke, Moore , Gorzynski, Aura	0/3	2/5	36-22 CGY	1-5-0-0	2
Tue, Oct. 7	7	at RD	3-2 W	Duell, Lafournaise, Wormald	Lisy, Coupland	1/5	0/3	31-27 RD	2-5-0-0	4
Fri, Oct. 10	8	vs. POR	9-4 L	Wormald (2), Kibblewhite, Maloney	N.Brown (2), Free (2), Weiermair, Sotheran , Ruedig, S.Spehar, F.Spehar	1/4	4/6	37-25 POR	2-6-0-0	4
Sat, Oct. 11	9	vs. RD	5-0 L	---	Drancak , MacSwain, Brigley, Bawa, Milford	0/3	1/3	36-19 RD	2-7-0-0	4
Mon, Oct. 13	10	at EDM	6-2 L	S.Smith (2)	Sawchyn (2) , Holinka (2), Iginla, Andersen	1/5	1/5	36-27 EDM	2-8-0-0	4
Wed, Oct. 15	11	vs. SPO	3-2 SOL	Cozens, S.Smith	Rebman, Gillespie (SOW: Preston)	1/4	0/3	34-32 SPO	2-8-0-1	5
Fri, Oct. 17	12	vs. CGY	7-6 OTW	Cozens (2), Lesiuk, Toogood, Wormald, S.Smith, Anderson	Gorzynski (2), Amrhein, Molgachev, Hurtig, Funk	0/3	1/3	36-32 CGY	3-8-0-1	7
Wed, Oct. 22	13	at REG	6-3 L	Cozens (2), Lafournaise	Brown (2), Eglund, Maze , Klassen, Fawcett	0/2	2/4	34-16 REG	3-9-0-1	7
Fri, Oct. 24	14	at MJ	4-2 L	Wormald, Lesiuk	Schmidt, McFadden, Semeniuk , Lakovic	0/2	0/1	33-25 MJ	3-10-0-1	7
Sat, Oct. 25	15	at BRD	7-0 L	---	Baumuller (3), Hadland , Turko, Surkan, Jacobson	0/5	1/3	35-33 BRD	3-11-0-1	7
Wed, Oct. 29	16	vs. EDM	8-6 L	Cozens (2), Kibblewhite, Wormald, Adair, Berge	Dean (2) , Hanson, Powell, Sawchyn, Andersen, Iginla, Jecho	3/5	1/3	38-29 EDM	3-12-0-1	7
Sat, Nov. 1	17	vs. TC	4-3 OTW	S.Smith (2) , Kibblewhite, Adair	Byrne, Pavao, Savage	1/3	0/3	29-24 TC	4-12-0-1	9
Wed, Nov. 5	18	vs. PA	2-1 L	S.Smith	Dube, Kostiuk	0/1	0/1	29-26 PA	4-13-0-1	9
Fri, Nov. 7	19	vs. BRD	8-7 W	Wormald (2) , Cozens (2), Berge (2), S.Smith, Malinek	Ronald (2), Mistelbacher (2), Turko, Hadland, Johnson	3/7	0/2	37-28 BRD	5-13-0-1	11
Sat, Nov. 8	20	at SC	5-2 L	Anderson (2)	McFaul, Wilke, Kuryachenkov , McGregor, Dingman	0/1	3/5	39-17 LET	5-14-0-1	11
Wed, Nov. 12	21	at PEN	5-2 W	Wormald (2) , Cozens, Lesiuk, Fabrizi	Alstead, Stevenson	1/2	1/4	42-19 PEN	6-14-0-1	13
Fri, Nov. 14	22	at KEL	5-4 OTW	Daneault, Berge, Wormald, Scott, Anderson	Poletin (2), Iginla, Pankratz	0/3	2/3	36-26 KEL	7-14-0-1	15
Sat, Nov. 15	23	at KAM	6-2 L	Wormald, Maloney	Lafreniere (2) , Ruedig, Hurlbert, Keller, Evaschese	1/3	1/2	37-24 KAM	7-15-0-1	15
Tue, Nov. 18	24	at VIC	4-3 W	Duell (2), Cozens, Kibblewhite	Fryer, Newman, Woodward	0/2	1/6	32-23 VIC	8-15-0-1	17
Wed, Nov. 19	25	at VAN	6-3 L	Anderson, Duell, Berge	Halaburda (2), Howell, Chorney, Schmidt , Marrelli	0/1	2/5	43-26 VAN	8-16-0-1	17
Fri, Nov. 21	26	at PG	6-2 L	Longley, Berge	Yakutsenak (3) , Carels, Parascak, Shurgot	2/5	1/4	26-19 LET	8-17-0-1	17
Fri, Nov. 28	27	vs. MJ	6-3 W	Duell (2), Lafournaise, Kibblewhite , Cozens	Semeniuk, Pavlik, Andresen	1/2	2/3	31-31	9-17-0-1	19
Wed, Dec. 3	28	vs. RD	5-1 L	Daneault	Shadrick (2), Lodge, Mikes , Drancak	1/5	1/3	34-20 RD	9-18-0-1	19
Fri, Dec. 5	29	vs. WEN	2-1 W	Longley, Pichette	Grossklaus	0/4	1/5	37-23 WEN	10-18-0-1	21
Sat, Dec. 6	30	vs. CGY	4-1 L	Wormald	Jundt, Dach , MacBeath, Moore	0/4	0/1	39-22 CGY	10-19-0-1	21
Wed, Dec. 10	31	at BRD	7-3 L	Daneault, Kibblewhite, Cozens	Gavin (2) , Baumuller (2), Klippenstein (2), Mistelbacher	1/3	1/1	43-24 BRD	10-20-0-1	21
Fri, Dec. 12	32	at SAS	8-3 L	Petrak, Anderson, Longley	Laing (2), Williams, Clark, Calvert, Doyle , Mathies, Kachkowski	1/4	3/4	40-26 SAS	10-21-0-1	21
Sat, Dec. 13	33	vs. PA	5-1 L	Berge	Oiring (2), Rudolph , Meunier, Kelly	0/4	1/5	40-19 PA	10-22-0-1	21
Tue, Dec. 16	34	vs. EDM	3-2 OTW	Daneault, Duell, Fabrizi	Holinka, Sawchyn	1/5	0/3	29-24 EDM	11-22-0-1	23
Sat, Dec. 27	35	vs. MH	5-1 L	Petrak	Gordon-Carroll, Neutens , Pickford, Woo, L.Ruck	0/8	3/5	35-16 MH	11-23-0-1	23
Sun, Dec. 28	36	at EDM	5-2 L	Evans, Daneault	Holinka (2) , Sawchyn, Dean	0/2	0/2	46-16 EDM	11-24-0-1	23
Tue, Dec. 30	37	vs. EDM	7-1 L	Adair	Stroeder (2) , Sawchyn, Lee , Alcos, O'Neill, Holinka	0/2	1/3	37-19 EDM	11-25-0-1	23
Fri, Jan. 2	38	vs. SC	4-3 OTW	Berge (2), Scott, Cozens	Wilke (2), Oleskiw	1/2	0/3	34-28 SC	12-25-0-1	25
Sat, Jan. 3	39	at SC	7-4 L	Petrak, Maloney, Kibblewhite, Anderson	Brown, Pantelakis, Rondeau, Dingman, Gauchier , Darby, Oleskiw	0/2	0/2	25-24 SC	12-26-0-1	25
Wed, Jan. 7	40	vs. SEA	6-3 L	Lafournaise (2), Adair	Dunn (2), England, Schmidt , Riley, Bibeau	0/5	0/3	29-29	12-27-0-1	25
Sat, Jan. 10	41	at MH	7-4 L	Duell (2), Maloney, Lafournaise	Stengrim, Basha, Reschny, Woo, L.Ruck , Pickford, Cozens	1/3	0/5	47-21 MH	12-28-0-1	25
Sun, Jan. 11	42	at CGY	5-1 L	Berge	Moore (2), Vaneek, Wilke , Ng	1/1	1/2	33-27 LET	12-29-0-1	25
Wed, Jan. 14	43	vs. RD	4-3 L	Daneault, Lafournaise, Duell	Mikes, Yellowaga, Andersen, Kuzma	2/3	2/4	37-25 RD	12-30-0-1	25
Fri, Jan. 16	44	vs. PA	3-1 L	Heger	Sivertson, Sarkenov , Gorzynski	1/2	0/0	29-19 PA	12-31-0-1	25
Sat, Jan. 17	45	at RD	5-0 L	---	Yaremko (2), Hamilton , Varga, Mikes	0/5	1/9	44-14 RD	12-32-0-1	25
Wed, Jan. 21	46	vs. BRD	5-4 L	Berge, Anderson, Lesiuk, Pentney	Mistelbacher (2) , Baumuller, Allard, Johnson	2/3	1/2	30-27 LET	12-33-0-1	25
Fri, Jan. 23	47	vs. REG	6-2 W	Chenier (2), Petrak , Duell, Lafournaise, Lima	Deschamps, Brown	2/5	1/6	32-25 REG	13-33-0-1	27
Wed, Jan. 28	48	vs. SAS	5-2 W	Chenier, Berge, Kibblewhite , Duell, Heger	Lewandowski, Calvert	0/5	1/4	38-32 SAS	14-33-0-1	29
Fri, Jan. 30	49	vs. CGY	4-1 W	Berge (3) , Anderson	Wilke	2/6	1/6	32-28 LET	15-33-0-1	31
Sat, Jan. 31	50	at MH	8-4 L	Longley, Fabrizi, Berge, Daneault	Davidson (2) , Basha (2), McCann, Cunningham, L.Ruck, Moss	3/4	0/2	36-21 MH	15-34-0-1	31
Fri, Feb. 6	51	at PA	6-0 L	---	Oiring (2), Kelly , Rudolph, Cootes, Sarkenov	0/3	1/3	40-14 PA	15-35-0-1	31
Sat, Feb. 7	52	at SAS	4-2 W	Berge (2) , Kibblewhite, Lesiuk	Mathies, Parr	1/2	1/2	35-20 SAS	16-35-0-1	33
Fri, Feb. 13	53	vs. EVT	8-4 L	Duell, Chenier, Anderson, Daneault	Ruedig, Vaughan, Shantz, Miettinen, DuPont , Heslop, Bear, Rudolph	0/4	1/2	50-16 EVT	16-36-0-1	33
Sun, Feb. 15	54	at RD	4-3 OTL	Pichette, Longley, Berge	Mikes, Lisy, Sopiarz, Andersen	0/3	1/2	49-32 RD	16-36-1-1	34
Mon, Feb. 16	55	at EDM	3-2 L	Heger, Berge	Sotheran (2), Hodnett	0/4	1/4	29-27 LET	16-37-1-1	34
Fri, Feb. 20	56	vs. MH	3-0 L	---	Cozens , Basha, M.Ruck	0/3	0/2	52-26 MH	16-38-1-1	34
Sat, Feb. 21	57	at MH	4-3 OTL	Lafournaise, Daneault, Chenier	Bryzgalov, Reschny, L.Ruck, Pickford	2/7	1/3	36-23 MH	16-38-2-1	35
Wed, Feb. 25	58	vs. MJ	7-2 L	Duell, Daneault	Brown (2) , Andresen, Carter, Semeniuk, Ziprick, Pavlik	0/3	1/2	30-30	16-39-2-1	35
Fri, Feb. 27	59	vs. SC	6-0 W	Heger (2), Pichette , Berge, Longley, Kibblewhite	---	1/4	0/4	28-21 LET	17-39-2-1	37
Sat, Feb. 28	60	at EDM	6-0 L	---	Gojsic (2), Holinka , Oboifaio, MacKenzie, Lee	0/4	0/3	35-20 EDM	17-40-2-1	37
Fri, Mar. 6	61	at REG	6-4 L	Anderson, Duell, Heger, Daneault	Klassen (2) , Deschamps, Schultz, Pauli, Lansard	3/6	1/5	43-35 REG	17-41-2-1	37
Sat, Mar. 7	62	at MJ	7-3 L	Fabrizi, Berge, Longley	McFadden (3), Thorpe (2), Semeniuk , Brown	0/1	0/0	25-22 MJ	17-42-2-1	37
Wed, Mar. 11	63	vs. REG	4-2 L	Duell, Lafournaise	Lansard, Bear, Mieyette , Moore	0/3	0/3	25-21 REG	17-43-2-1	37
Fri, Mar. 13	64	vs. MH	6-3 L	Berge, Longley, Duell	Stengrim (2), Pickford, Basha, Woo , McCann	1/3	1/2	40-34 MH	17-44-2-1	37
Sat, Mar. 14	65	at MH	6-5 OTL	Anderson (2), Malinek, Chenier, Longley	Stengrim (3), L.Ruck (2) , M. Ruck	1/1	0/3	44-17 MH	17-44-3-1	38
Wed, Mar. 18	66	vs. RD								
Fri, Mar. 20	67	vs. EDM								
Sat, Mar. 21	68	at CGY								

***BOLD** indicates game winning goal



Lethbridge Hurricanes Hockey Club

2025-2026 Record Breakdown



Season Record Versus...	
Eastern Conf.	12 - 38 - 3 - 0
Western Conf.	5 - 6 - 0 - 1
Central Division	5 - 21 - 3 - 0
East Division	7 - 17 - 0 - 0
BC Division	3 - 3 - 0 - 0
US Division	2 - 3 - 0 - 1
Brandon	1 - 3 - 0 - 0
Calgary	3 - 4 - 0 - 0
Edmonton	1 - 6 - 0 - 0
Everett	0 - 1 - 0 - 0
Kamloops	0 - 1 - 0 - 0
Kelowna	1 - 0 - 0 - 0
Medicine Hat	0 - 6 - 2 - 0
Moose Jaw	1 - 3 - 0 - 0
Penticton	1 - 0 - 0 - 0
Portland	0 - 1 - 0 - 0
Prince Albert	0 - 4 - 0 - 0
Prince George	0 - 1 - 0 - 0
Red Deer	1 - 5 - 1 - 0
Regina	1 - 3 - 0 - 0
Saskatoon	2 - 2 - 0 - 0
Seattle	0 - 1 - 0 - 0
Spokane	0 - 0 - 0 - 1
Swift Current	2 - 2 - 0 - 0
Tri-City	1 - 0 - 0 - 0
Vancouver	0 - 1 - 0 - 0
Victoria	1 - 0 - 0 - 0
Wenatchee	1 - 0 - 0 - 0

Situational Record	
Back To Back Games	
First Game	7 - 12 - 1 - 0
Second Game	2 - 16 - 2 - 0
3-in-3 Weekend	
First Game	0 - 0 - 0 - 0
Second Game	0 - 0 - 0 - 0
Third Game	0 - 0 - 0 - 0

Record By Day	
Monday	0 - 2 - 0 - 0
Tuesday	3 - 1 - 0 - 0
Wednesday	2 - 11 - 0 - 1
Thursday	0 - 0 - 0 - 0
Friday	9 - 13 - 0 - 0
Saturday	3 - 14 - 2 - 0
Sunday	0 - 3 - 1 - 0

Record By Month	
September	1 - 3 - 0 - 0
October	2 - 9 - 0 - 1
November	6 - 5 - 0 - 0
December	2 - 8 - 0 - 0
January	4 - 9 - 0 - 0
February	2 - 6 - 2 - 0
March	0 - 4 - 1 - 0

Situational Record	
Scoring First	10 - 10 - 1 - 0
Not Scoring First	7 - 34 - 2 - 1
1 Goal Games	9 - 4 - 3 - 1
2 Goal Games	1 - 8 - 0 - 0
3+ Goal Games	7 - 32 - 0 - 0
Leading After 1st	10 - 5 - 1 - 0
Trailing After 1st	2 - 34 - 2 - 1
Tied After 1st	5 - 5 - 0 - 0
Leading After 2nd	10 - 2 - 1 - 0
Trailing After 2nd	3 - 36 - 1 - 1
Tied After 2nd	4 - 6 - 1 - 0
Overtime	5 - 3
Shootout	0 - 1
More Shots	3 - 5 - 0 - 0
Less Shots	13 - 37 - 3 - 1
Shots Tied	1 - 2 - 0 - 0
More PP's	4 - 21 - 2 - 1
Less PP's	6 - 13 - 1 - 0
PP's Tied	7 - 10 - 0 - 0
Score 3 or Less	3 - 35 - 2 - 1
Score 4 or More	14 - 9 - 1 - 0
Allow 3 or Less	14 - 4 - 0 - 1
Allow 4 or More	3 - 40 - 3 - 0
30 or Less Shots	12 - 39 - 2 - 0
31 or More Shots	5 - 5 - 1 - 1
Allow 30 or Less Shots	5 - 13 - 0 - 0
Allow 31 or More Shots	12 - 31 - 3 - 1



Lethbridge Hurricanes Hockey Club

2025-2026 vs. Opponent



TEAM	GP	W	L	OTL	SL	GF	GA	PP	PP%	PK	PK%	SHGF	SHGA	FO	FO%
Calgary Hitmen	7	3	4	0	0	22	26	4 / 26	15.4%	19 / 26	73.1%	2	1	189 / 400	47.3%
Edmonton Oil Kings	7	1	6	0	0	16	37	5 / 27	18.5%	19 / 23	82.6%	0	0	179 / 373	48.0%
Medicine Hat Tigers	8	0	6	2	0	22	43	9 / 31	29.0%	20 / 26	76.9%	1	1	207 / 442	46.8%
Red Deer Rebels	7	1	5	1	0	12	29	5 / 27	18.5%	19 / 25	76.0%	0	1	209 / 417	50.1%
CENTRAL DIVISION	29	5	21	3	0	72	135	23 / 111	20.7%	77 / 100	77.0%	3	3	784 / 1632	48.0%
Brandon Wheat Kings	4	1	3	0	0	15	26	6 / 18	33.3%	5 / 8	62.5%	0	1	103 / 232	44.4%
Moose Jaw Warriors	4	1	3	0	0	13	21	1 / 8	12.5%	3 / 6	50.0%	0	2	101 / 207	48.8%
Prince Albert Raiders	4	0	4	0	0	3	16	1 / 10	10.0%	7 / 9	77.8%	0	1	86 / 203	42.4%
Regina Pats	4	1	3	0	0	15	18	5 / 16	31.3%	14 / 18	77.8%	2	0	104 / 221	47.1%
Saskatoon Blades	4	2	2	0	0	15	17	2 / 15	13.3%	8 / 15	53.3%	0	0	99 / 215	46.0%
Swift Current Broncos	4	2	2	0	0	16	15	2 / 9	22.2%	11 / 14	78.6%	1	1	118 / 115	102.6%
EAST DIVISION	24	7	17	0	0	77	113	17 / 76	22.4%	48 / 70	68.6%	3	5	611 / 1193	51.2%
EASTERN CONF.	53	12	38	3	0	149	248	40 / 187	21.4%	125 / 170	73.5%	6	8	1395 / 2825	49.4%
Kamloops Blazers	1	0	1	0	0	2	6	1 / 3	33.3%	1 / 2	50.0%	0	1	32 / 61	52.5%
Kelowna Rockets	1	1	0	0	0	5	4	0 / 3	0.0%	1 / 3	33.3%	0	0	27 / 61	44.3%
Penticton Vees	1	1	0	0	0	5	2	1 / 2	50.0%	3 / 4	75.0%	0	0	28 / 37	43.1%
Prince George Cougars	1	0	1	0	0	2	6	2 / 5	40.0%	3 / 4	75.0%	0	1	31 / 61	50.8%
Vancouver Giants	1	0	1	0	0	3	6	0 / 1	0.0%	3 / 5	60.0%	0	0	28 / 54	51.9%
Victoria Royals	1	1	0	0	0	4	3	0 / 2	0.0%	5 / 6	83.3%	0	0	22 / 55	40.0%
BC DIVISION	6	3	3	0	0	21	27	4 / 16	25.0%	16 / 24	66.7%	0	2	168 / 329	51.1%
Everett Silvertips	1	0	1	0	0	4	8	0 / 4	0.0%	1 / 2	50.0%	0	0	27 / 57	47.4%
Portland Winterhawks	1	0	1	0	0	4	9	1 / 4	25.0%	2 / 6	33.3%	0	0	29 / 63	46.0%
Seattle Thunderbirds	1	0	1	0	0	3	6	0 / 5	0.0%	3 / 3	100.0%	0	1	23 / 50	46.0%
Spokane Chiefs	1	0	0	0	1	2	2	1 / 4	25.0%	3 / 3	100.0%	0	0	34 / 59	57.6%
Tri-City Americans	1	1	0	0	0	4	3	1 / 3	33.3%	3 / 3	100.0%	0	0	31 / 67	46.3%
Wenatchee Wild	1	1	0	0	0	2	1	0 / 4	0.0%	4 / 5	80.0%	1	0	29 / 26	111.5%
US DIVISION	6	2	3	0	1	19	29	3 / 24	12.5%	16 / 22	72.7%	1	1	173 / 322	53.7%
WESTERN CONF.	12	5	6	0	1	40	56	7 / 40	17.5%	32 / 46	69.6%	1	3	341 / 651	52.4%
OVERALL	65	17	44	3	1	189	304	47 / 227	20.7%	157 / 216	72.7%	7	11	1736 / 3476	49.9%



Lethbridge Hurricanes Hockey Club

2025-2026 Team Stats Home vs. Away



Home Stats		Away Stats		Total Stats	
Record	11 - 20 - 0 - 1	Record	6 - 24 - 3 - 0	Record	17 - 44 - 3 - 1
Goals For		Goals For		Goals For	
1st Period	32	1st Period	29	1st Period	61
2nd Period	32	2nd Period	24	2nd Period	56
3rd Period	34	3rd Period	33	3rd Period	67
Overtime	4	Overtime	1	Overtime	5
Shootout	0	Shootout	0	Shootout	0
TOTAL	102	TOTAL	87	TOTAL	189
AVG	3.19	AVG	2.64	AVG	2.91
Goals Against		Goals Against		Goals Against	
1st Period	47	1st Period	55	1st Period	102
2nd Period	51	2nd Period	51	2nd Period	102
3rd Period	39	3rd Period	58	3rd Period	97
Overtime	0	Overtime	3	Overtime	3
Shootout	1	Shootout	0	Shootout	1
TOTAL	137	TOTAL	167	TOTAL	304
AVG	4.28	AVG	5.06	AVG	4.68
Shots For		Shots For		Shots For	
1st Period	264	1st Period	263	1st Period	527
2nd Period	296	2nd Period	274	2nd Period	570
3rd Period	245	3rd Period	253	3rd Period	498
Overtime	16	Overtime	3	Overtime	19
TOTAL	821	TOTAL	793	TOTAL	1614
AVG	25.7	AVG	24.0	AVG	24.8
Shots Against		Shots Against		Shots Against	
1st Period	356	1st Period	377	1st Period	733
2nd Period	401	2nd Period	392	2nd Period	793
3rd Period	335	3rd Period	391	3rd Period	726
Overtime	5	Overtime	12	Overtime	17
TOTAL	1097	TOTAL	1172	TOTAL	2269
AVG	34.3	AVG	35.5	AVG	34.9
Power Play		Power Play		Power Play	
Goals	26	Goals	21	Goals	47
Opportunity	122	Opportunity	105	Opportunity	227
Percentage	21.3%	Percentage	20.0%	Percentage	20.7%
Penalty Kill		Penalty Kill		Penalty Kill	
Kills	75	Kills	82	Kills	157
Opportunity	104	Opportunity	112	Opportunity	216
Percentage	72.1%	Percentage	73.2%	Percentage	72.7%
Faceoffs		Faceoffs		Faceoffs	
Wins	880	Wins	856	Wins	1736
Losses	895	Losses	1020	Losses	1915
Percentage	49.6%	Percentage	45.6%	Percentage	47.5%



Lethbridge Hurricanes Hockey Club

Highs/Lows & Situational



3/16/2026

Category	Total	When
Most Goals For		
1st Period	5	Nov. 7 vs. BRD
2nd Period	4	Nov. 28 vs. MJ
3rd Period	3	8x - Last: Mar. 6 at REG
Game	8	Nov. 7 vs. BRD

Goals For Breakdown		
Goals For	Times	Record
0 (Shutout)	6	0-6-0-0
1	8	0-8-0-0
2	14	1-12-0-1
3	14	2-10-2-0
4	11	5-6-0-0
5	5	4-0-1-0
6	4	3-1-0-0
7+	2	2-0-0-0

Most Shots For		
1st Period	16	Jan. 30 vs. CGY
2nd Period	16	2x - Last: Mar. 13 vs. MH
3rd Period	17	Oct. 29 vs. EDM
Overtime	10	Oct. 17 vs. CGY
Game	39	Nov. 8 at SC

Fewest Shots For		
1st Period	1	Dec. 28 at EDM
2nd Period	2	Dec. 27 vs. MH
3rd Period	3	3x - Last: Mar. 14 at MH
Overtime	0	Mar. 14 at MH
Game	14	2x - Last: Feb. 6 at PA

Shots For Breakdown		
Shots For	Times	Record
19-or-Less	11	1-10-0-0
20-29	37	11-25-1-0
30-39	15	5-8-1-1
40-49	-	-
50+	-	-

Special Teams		
PP GF, Period	3	Nov. 7 vs. BRD
PP GF, Game	3	4x - Last: Mar. 3 at REG

PP GA, Period	3	Dec. 27 vs. MH
PP GA, Game	4	Oct. 10 vs. POR

SH GF, Period	1	7x - Last: Mar. 3 at REG
SH GF, Game	1	7x - Last: Mar. 3 at REG

SH GA, Period	1	11x - Last: Mar. 13 vs. MH
SH GA, Game	1	11x - Last: Mar. 13 vs. MH

Most PIM	32	Oct. 7 at RD
----------	----	--------------

Category	Total	When
Most Goals Against		
1st Period	5	3x - Last: Jan. 31 at MH
2nd Period	4	3x - Last: Feb. 28 at EDM
3rd Period	4	2x - Last: Oct. 25 at BRD
Game	9	Oct. 10 vs. POR

Goals Against Breakdown		
Goals Against	Times	Record
0 (Shutout)	2	2-0-0-0
1	2	2-0-0-0
2	8	6-1-0-1
3	8	5-3-0-0
4	8	0-6-2-0
5	14	0-14-0-0
6	11	1-9-1-0
7+	11	1-10-0-0

Most Shots Against		
1st Period	24	Jan. 10 at MH
2nd Period	21	2x - Last: Feb. 20 vs. MH
3rd Period	19	Nov. 19 at VAN
Overtime	3	Oct. 15 vs. SPO
Game	52	Feb. 20 vs. MH

Fewest Shots Against		
1st Period	4	2x - Last: Nov. 8 at SC
2nd Period	4	3x - Last: Mar. 7 at MJ
3rd Period	3	Nov. 21 at PG
Overtime	0	Nov. 1 vs. TC
Game	17	Nov. 8 at SC

Shots Against Breakdown		
Shots Against	Times	Record
19-or-Less	2	0-2-0-0
20-29	15	5-10-0-0
30-39	32	12-18-1-1
40-49	14	1-12-1-0
50+	2	0-2-0-0

Situational Goals For/Against		
Situation	GF	GA
5 on 5 ES	114	212
5 on 4 PP	36	55
5 on 3 PP	5	1
4 on 4 ES	1	3
4 on 3 PP	3	2
3 on 3 ES	3	2
Shorthanded Goals	7	11
Empty Net	4	14
Extra Attacker	5	-
Penalty Shot	-	0/1
Shootout Goals	0	1
Shootout Attempts	3	2



Lethbridge Hurricanes Hockey Club Overtime/Shootout



OVERTIME

All-Time Overtime Record		99-91 (96 ties)		2025-2026 Overtime Record		5-3	
Player	Total	Date		2025-2026 Overtime Games			
Kai Anderson	2	Nov. 14/25 at KEL		Oct. 17/25 vs. CGY (7-6 W - Kai Anderson GWG)			
		Oct. 17/25 vs. CGY		Nov. 1/25 vs. TC (4-3 W - Shane Smith GWG)			
Matteo Fabrizi	1	Dec. 16/25 vs. EDM		Nov. 14/25 at KEL (5-4 W - Kai Anderson GWG)			
				Dec. 16/25 vs. EDM (3-2 W - Matteo Fabrizi GWG)			
				Jan. 2/26 vs. SC (4-3 W - Luke Cozens GWG)			
				Feb. 15/26 at RD (4-3 L - Poul Anderson GWG)			
				Feb. 21/26 at MH (4-3 L - Bryce Pickford GWG)			
				Mar. 14/26 at MH (6-5 L - Liam Ruck GWG)			

SHOOTOUT

All-Time Shootout Record		54-61		2025-2026 Shootout Record		0-1	
Player	Season	Career	Car %	Shootout Notes			
Mykolas Skadauskas	0/1	0/1	0.0%	Last SO Win: Feb. 21/25 vs. KAM (5-4 W - Shane Smith SOW)			
Oli Chenier	-	1/2	50.0%	2025-2026 Shootout Games			
				Oct. 15/25 vs. SPO (3-2 SOL - Mathis Preston - SOW)			
Goaltender							
Player	Season	Career	Car %				
Koen Cleaver	2/3 (GA/SA)	5/9 (GA/SA)	55.6%				

Overtime vs. Opponent

Shootout vs. Opponent

Opponent	All-Time Record	Last Meeting / GWG	Opponent	All-Time Record	Last Meeting / GWG
EDM	3-4	Dec. 16/25 vs. EDM (3-2 LET) - Matteo Fabrizi	EDM	9-4	Jan. 5/25 (4-3 LET) - Brayden Edwards
CGY	11-11	Oct. 17/25 vs. CGY (7-6 LET) - Kai Anderson	CGY	1-5	Dec. 8/21 (3-2 LET) - Logan Barlage
MH	10-10	Mar. 14/26 at MH (6-5 MH) - Liam Ruck	MH	3-11	Feb. 11/23 (3-2 MH) - Shane Smith
RD	12-9	Feb. 15/26 at RD (4-3 RD) - Poul Anderson	RD	10-8	Dec. 29/23 (2-1 LET) - Logan McCutcheon
BRD	5-4	Oct. 11/23 (1-0 BRD) - Nate Danielson	BRD	1-3	Feb. 28/25 (4-3 BRD) - Nicholas Johnson
MJ	6-5	Apr. 15/22 (5-4 LET) - Yegor Klavdiev	MJ	2-1	Feb. 15/22 (1-0 LET) - Yegor Klavdiev
PA	9-3	Nov. 1/25 (4-3 LET) - Shane Smith	PA	4-1	Feb. 29/12 (4-3 LET) - Philip Tot
REG	8-4	Feb. 14/25 (6-5 LET) - Shane Smith	REG	2-6	Oct. 16/22 (4-3 LET) - Tyson Zimmer
SAS	3-8	Feb. 16/24 (1-0 SAS) - Tanner Molendyk	SAS	1-4	Nov. 29/19 (4-3 SAS) - Kyle Crnkovic
SC	7-6	Jan. 2/26 (4-3 LET) - Luke Cozens	SC	2-3	Dec. 10/22 (4-3 LET) - Tyson Zimmer
KAM	1-5	Dec. 14/16 (3-2 KAM) - Deven Sideroff	KAM	1-1	Feb. 21/25 (5-4 LET) - Shane Smith
KEL	2-2	Nov. 14/25 (5-4 LET) - Kai Anderson	KEL	2-2	Dec. 10/14 (4-3 KEL) - Nick Merkley
PEN	0-0	N/A	PEN	0-0	N/A
PG	1-0	Jan. 13/23 (4-3 LET) - Tyson Laventure	PG	0-2	Oct. 13/18 (6-5 PG) - Cole Moberg
VAN	1-5	Oct. 11/24 (4-3 VAN) - Cameron Schmidt	VAN	0-3	Nov. 4/22 (4-3 VAN) - Jaden Lipinski
VIC	0-0	N/A	VIC	4-1	Feb. 17/17 (5-4 LET) - Tyler Wong
EVT	0-1	Jan. 18/23 (4-3 EVT) - Ben Hemmerling	EVT	1-0	Nov. 2/11 (4-3 LET) - Cam Braes
POR	2-2	Nov. 20/16 (6-5 LET) - Tyler Wong	POR	1-0	Nov. 28/17 (4-3 LET) - Zane Franklin
SEA	0-6	Jan. 20/23 (3-2 SEA) - Reid Schaefer	SEA	0-3	Nov. 23/24 (5-4 SEA) - Antonio Martorana
SPO	0-0	N/A	SPO	0-1	Oct. 15/25 (3-2 SPO) - Mathis Preston
TRI	3-1	Jan. 15/25 (3-2 OT LET) - Logan Wormald	TRI	0-1	Oct. 8/16 (6-5 TRI) - Parker AuCoin
WEN	9-5	Dec. 5/18 (3-2 LET) - Dylan Cozens	WEN	5-3	Mar. 2/22 (4-3 LET) - LieKit Reichle

Overtime Goal Scorers (Dating back to 1996)

Nathan Barrett (5)	Tyler Redenbach (2)	Ryley Layden	Mark Olafson	DJ King	Yegor Klavdiev
Logan Wormald (4)	Brian Ballman (2)	Jason Hegberg	Brennan Chapman	Dwight King	Tyson Laventure
Shane Smith (3)	Mike Josephson (2)	Chad Kletzel	Jeremy Jackson	Luca Sbisa	Ty Nash
Alex Cotton (3)	Colton Yellow Horn (2)	Sean Robertson	Tomas Kopecky	Zach Boychuk	Logan McCutcheon
Brennan Menell (3)	Brent Seabrook (2)	Shane Willis	Tyrell Moulton	Taylor Cooper	Tristen Doyle
Giorgio Estephan (3)	Colton Sceviour (2)	Darren Shakotko	Jaimen Yakubowski	Nolan Jones	Kooper Gizowski
Mike Wirill (3)	Dylan Cozens (2)	Kirby Law	Jesse Craig	Zak Zborosky	Matteo Fabrizi
Noah Chadwick (3)	Justin Hall (2)	Marek Ivan	Graham Hood	Jake Elmer	
Kai Anderson (2)	Jordy Bellerive (2)	Travis Briley	Brody Sutter	Brady Pouteau	
Tyler Wong (2)	Ryley Lindgren (2)	Tomas Kudelka	Cam Braes	Logan Barlage	
Mitch Maxwell (2)	Luke Cozens	Jonathan Filewich	Mitch Fadden	Dino Kambeitz	

**Bold indicates active Hurricane*



Lethbridge Hurricanes Hockey Club

Hurricanes Individuals/Team Lasts



Individual Lasts...	
Situation	Player/Last
3-Point Game	Kai Anderson [2g-1a], Kayden Longley [1g-2a] (Mar. 14/26 at MH)
4-Point Game	Luke Cozens [1g-3a] (Nov. 28/25 vs. MJ)
5-Point Game	Brayden Yager [1g-4a] (Feb. 8/25 vs. PA)
6-Point Game	Justin Hall [5G-1A] (Feb.26/22 vs. MH)
7-Point Game	Luke Cozens [2g-5a] (Nov. 7/25 vs. BRD)
8+ Point Game	Zach Boychuk [2G-6A] (Mar. 17/07 at RD)
2-Goal Game	Kai Anderson [2g-1a] (Mar. 14/26 at MH)
3-Goal Game	Owen Berge [3g] (Jan. 30/26 vs. CGY)
4-Goal Game	Cam Braes (Dec. 7/10 vs. MJ)
5+ Goal Game	Justin Hall [5G-1A] (Feb.26/22 vs. MH)
2-Assist Game	Kayden Longley [1g-2a] (Mar. 14/26 at MH)
3-Assist Game	Easton Daneault [3a] (Mar. 7/26 at MJ)
4-Assist Game	Easton Daneault [4a] (Nov. 7/25 vs. BRD)
5-Assist Game	Luke Cozens [2g-5a] (Nov. 7/25 vs. BRD)
6+ Assist Game	Zach Boychuk (6A) & Dwight King (6A) (Mar. 17/07 at RD)
OT Winner	Luke Cozens (Jan. 2/26 - 4-3 W vs. SC)
SO Winner	Shane Smith (Feb. 21/25 - 5-4 W vs. KAM)

Defenceman Lasts	
Situation	Player/Last
3-Point Game	Will Scott [3a] (Jan. 21/26 vs. BRD)
4-Point Game	Tristen Doyle [4a] (Nov. 8/24 at MJ)
5+ Point Game	Calen Addison [5A] (Jan. 24/20 at REG)
2-Goal Game	Kyle Heger [2g] (Feb. 27/26 vs. SC)
3-Goal Game	Calen Addison [3g] (Nov. 23/19 at RD)
2-Assist Game	Will Scott [2a] (Feb. 27/26 vs. SC)
3-Assist Game	Will Scott [3a] (Jan. 21/26 vs. BRD)
4+ Assist Game	Tristen Doyle [4a] (Nov. 8/24 at MJ)
5+ Assist Game	Calen Addison [5A] (Jan. 24/20 at REG)

All-Time Highs, Individual	
Situation	Player/Last
80-89 Points	82 points - Brayden Yager (2024-2025)
90-99 Points	94 points - Nick Henry (2018-2019)
100-109 Points	109 points - Tyler Wong (2016-2017)
110-119 Points	112 points - Shane Willis (1997-1998)
120-129 Points	126 points - Byron Ritchie (1996-1997)
130-139 Points	136 points - Jason Ruff (1990-1991)
140+ Points	140 points - Kevin St. Jacques (1991-1992)
NOTE: Hurricanes franchise record - 142 points (Corey Lyons in 1989-1990)	
30-39 Goals	30 goals - Logan Wormald (2024-2025) 31 goals - Brayden Edwards (2024-2025)
40-45 Goals	40 goals - Jake Leschyshyn (2019-2020)
46-50 Goals	46 goals - Jordy Bellerive (2017-2018)
51-54 Goals	51 goals - Tyler Wong (2016-2017)
55-60 Goals	58 goals - Shane Willis (1997-1998)
61+ Goals	65 goals - Kevin St. Jacques (1991-1992)
NOTE: Hurricanes franchise record - 65 goals (Kevin St. Jacques in 1991-1992)	

Team Lasts...	
Situation	Last
Scored 4 Goals	Mar. 6/26 at REG (6-4 L)
Scored 5 Goals	Mar. 14/26 at MH (6-5 OTL)
Scored 6 Goals	Feb. 27/26 vs. SC (6-0 W)
Scored 7 Goals	Oct. 17/25 vs. CGY (7-6 OTW)
Scored 8 Goals	Nov. 7/25 vs. BRD (8-7 W)
Scored 9 Goals	Feb. 25/23 at CGY (9-2 W)
Scored 10 Goals	Jan. 29/23 at EDM (10-2 W)
Scored 11 Goals	Nov. 23/19 at RD (11-2 W)
Scored 12+ Goals	Oct. 2/96 vs. EDM ICE (14-2 W)
Franchise High	14 Goals (4x)
Oct. 2/96 vs. EDM ICE (14-2 W)	
Jan. 2/92 vs. TC (14-3 W)	
Nov. 8/89 vs. VIC Cougars (14-2 W)	
Oct. 20/89 vs. SAS (14-1 W)	
Won 3 Straight	Jan. 23 - Jan. 30/26
Won 4 Straight	Mar. 1 - Mar. 12/25
Won 5 Straight	Dec. 3 - Dec. 14/22
Won 6 Straight	Oct. 13 - Oct. 25/19
Won 7 Straight	Feb. 24 - Mar. 8/17
Won 8 Straight	Feb. 27 - Mar. 16/19
Won 9 Straight	Jan. 5 - Jan. 24/25
Won 10+ Straight	Jan. 2 - Jan. 24/16
Franchise High	15GM (Jan. 12 - Feb. 20/91)
Other Double Digit	11 GM (Feb. 14 - Mar. 7/90)
Win Streaks in	11 GM (Oct. 15 - Nov. 11/90)
Hurricanes History	10 GM (Jan. 2 - Jan. 24/16)

All-Time Highs, Team	
Last	Total/Year
Most Points	106 (1989-1990) [Only 100+ PT Season]
Most Wins	51 (1989-1990) [Only 50+ Win Season]
Most Home Wins	32 (1989-1990) [32-2-2 home record]
Most Road Wins	20 (2018-2019, 2019-2020)
Most Goals For	465 (1989-1990)
Least Goals Against	162 (2004-2005)
40+ Wins	2024-2025 (42-21-3-2)
45+ Wins	2015-2016 (46-24-1-1)
50+ Wins	1989-1990 (51-17-4)
NOTE: Hurricanes have won 40+ games in a season on eight occasions	
70+ Points	2023-2024 (73 points - 33-28-7-0)
80+ Points	2024-2025 (89 points - 42-21-3-2)
90+ Points	2018-2019 (90 points - 40-18-5-5)
100+ Points	1989-1990 (106 points - 51-17-4)
NOTE: Hurricanes have had 90+ points in a season on eight occasions	



Lethbridge Hurricanes Hockey Club vs. Red Deer Rebels



3/16/2026

NO.	PLAYER	2025-2026 Regular Season						Career					
		GP	G	A	P	+/-	PIM	GP	G	A	P	+/-	PIM
3	Will Scott *	7	0	0	0	-6	0	10	0	0	0	-7	0
4	Carsen Adair	6	0	0	0	-2	4	14	1	1	2	2	6
5	Grady Pichette *	6	1	2	3	-1	2	7	1	3	4	0	4
6	Brayden Smith	1	0	1	1	-2	0	5	0	2	2	-1	0
8	Nathan Maloney *	5	0	0	0	-4	7	5	0	0	0	-4	7
9	Kade Duell *	7	2	2	4	-3	4	7	2	2	4	-3	4
11	Kyle Heger *	6	0	2	2	2	6	6	0	2	2	2	6
12	Tyden Lafournaise *	6	2	0	2	-6	0	7	2	0	2	-5	0
13	Enzo DiDomenicantonio *	4	0	1	1	-4	2	4	0	1	1	-4	2
14	Jake Evans *	3	0	0	0	-2	0	3	0	0	0	-2	0
15	Kayden Longley	4	1	2	3	0	0	5	1	3	4	-2	0
16	Easton Daneault *	7	2	4	6	-4	4	8	2	4	6	-4	4
17	Kai Anderson *	6	0	1	1	-4	0	6	0	1	1	-4	0
19	Oli Chenier	5	0	2	2	1	4	13	0	3	3	3	8
21	Mykolas Skadauskas *	4	0	0	0	-3	0	4	0	0	0	-3	0
22	Hudson Kibblewhite	5	0	0	0	-4	2	9	0	0	0	-8	2
23	Matteo Fabrizi **	4	0	0	0	-4	11	6	0	0	0	-3	15
24	Tomas Malinek *	7	0	1	1	-3	5	7	0	1	1	-3	5
26	Andrew Petruk **	2	0	0	0	-1	11	4	0	0	0	0	15
27	Gavin Lesiuk	7	0	1	1	-6	17	12	1	1	2	-7	21
28	Lukas Lima *	6	0	0	0	-2	7	6	0	0	0	-2	7
29	Owen Berge	5	1	2	3	0	0	12	1	3	4	-8	0

NO.	PLAYER	GP	MIN	GA	SVS	GAA	SV%	W	L	OTL	SOL	SO	
30	Koen Cleaver	Season:	4	242	15	136	3.72	0.901	1	2	1	0	0
		Career:	10	604	28	309	2.78	0.917	5	4	1	0	1
35	Leif Oaten *	Season:	3	179	13	97	####	####	0	3	0	0	0
		Career:	3	179	13	97	4.36	0.882	0	3	0	0	0

LETHBRIDGE HURRICANES vs. RED DEER REBELS												
2025-2026 Regular Season												
	GP	W	L	OTL	SOL	Ties	Overtime		Shootout			
Home Record	3	0	3	0	0	0	-	-	-	-		
Road Record	4	1	2	1	0	0	-	-	-	-		
Overall Record	7	1	5	1	0	0	0	1	0	0		

All-Time Records												
	GP	W	L	OTL	SOL	Ties	Overtime		Shootout			
Home Record	116	71	37	4	2	2	-	-	-	-		
Road Record	123	48	58	6	5	6	-	-	-	-		
Overall Record	239	119	95	10	7	8	12	10	11	7		

RED DEER REBELS

2025-26 WHL REGULAR SEASON

TEAM ROSTER

As of FEBRUARY 25, 2026

FORWARDS															
#	Player	Pos	Shoots	Ht	Wt	DOB	Hometown	2024-25 TEAM	GP	G	A	P	PIM	NHL Draft	
8	Temple, Cole	C	L	5'10	168	3/20/07	Brandon, MB	Regina Pats/Everett Silvertips (WHL)	64	17	25	42	34	Eligible 2026	
9	Kuzma, Cameron	C	L	6'2	195	7/17/08	St. Albert, AB	Regina Pats (WHL)	23	4	6	10	37	Eligible 2026	KOOZ-muh
10	* Peterson, Grayden	LW	L	6'0	178	8/27/09	West Fargo, ND, USA	West Fargo High (USHS-ND)	27	9	14	23	22	Eligible 2027	
11	* Andersen, Poul	RW	R	6'1	186	6/1/07	St. Louis Park, MN, USA	Sherwood Park Crusaders (BCHL)	51	29	30	59	23	Eligible 2026	Paul
12	** Yaremko, Tyson	LW	L	6'0	181	8/8/05	Saskatoon, SK	Portland Winterhawks (WHL)	35	14	16	30	30	Free Agent	yuh-REM-ko
14	Varga, Kalder	RW	R	6'0	176	6/24/08	Geneva, IL, USA	Kelowna Rockets (WHL)	34	8	3	11	23	Eligible 2026	VAR-guh
15	* DeWitt, Owen	LW	L	6'3	200	2/21/07	Sicamous, BC	Langley Rivermen (BCHL)/Camrose Kodiaks (AJHL)	40	4	9	13	26	Eligible 2026	
18	Lodge, Kohen	LW	L	5'10	191	10/5/08^^	Red Deer, AB	Saskatoon Blades (WHL)	24	4	2	6	11	Eligible 2027	
20	Sopiarz, Patrick	RW	R	6'0	190	3/5/08	Edmonton, AB	Prince George Cougars	50	2	1	3	40	Eligible 2026	SOAP-ee-arz
21	Hamilton, Beckett	RW	R	5'11	173	3/28/08	Saskatoon, SK	Red Deer Rebels (WHL)	67	14	11	25	24	Eligible 2026	
24	* MacSwain, Landon	LW	L	6'3	197	8/27/07	Anchorage, AK, USA	Chicago Mission 18U AAA	42	10	12	22	45	Eligible 2026	
26	** Brigley, Talon	RW	R	5'11	176	2/16/05	Red Deer, AB	Red Deer Rebels (WHL)	68	9	19	28	16	Free Agent	TAL-un
27	* Mikeš, Matěj	RW	R	6'3	213	2/17/07	Karlovy Vary, Czechia	RoKi U20 (Finland)	28	4	6	10	28	Eligible 2026	muh-TAY MIKES

DEFENCEMEN															
#	Player	Pos	Shoots	Ht	Wt	DOB	Hometown	2024-25 TEAM	GP	G	A	P	PIM	NHL Draft	
2	** Chichkin, Aleksey	D	L	6'5	221	7/21/05	Vancouver, BC	Regina Pats/Prince George Cougars (WHL)	60	4	7	11	74	Free Agent	CHICH-kin
3	Missura, Jake	D	R	5'10.5	178	6/7/08	Saskatoon, SK	Red Deer Rebels (WHL)	63	0	11	11	38	Eligible 2026	mizz-URR-uh
4	* Dillard, Cameron	D	R	6'4	218	5/15/08	Flower Mound, TX, USA	Dallas Stars Elite 16U AAA	57	1	28	29		Eligible 2026	DILL-urd
5	* Kamas, Jiří	D	R	6'1	187	3/4/08	Plzen, Czechia	HC Plzeň U20	30	0	9	9	6	Eligible 2026	YUR-ee KUH-muss
6	* Chadi, Noah	D	L	6'0	167	1/20/08	Edmonton, AB	Grande Prairie Storm (AJHL) *this season	26	5	8	13	47	Eligible 2026	CHAD-ee
7	* Yellowaga, Nate	D	L	5'11	164	3/9/08	Calgary, AB	Brooks Bandits (BCHL)	48	2	10	12	33	Eligible 2026	yellow-AH-guh
17	* Lisy, Matus	D	L	6'1	191	6/15/07	Bratislava, Slovakia	HK Nitra U20 (Slovakia)	19	3	25	28	29	Eligible 2026	muh-TOOSH LEE-see

GOALTENDERS															
#	Player	Pos	Catches	Ht	Wt	DOB	Hometown	2024-25 TEAM	GP	GAA	S%	SO	Record	NHL Draft	
31	Shore, Peyton	G	L	6'2	178	7/21/08	Winnipeg, MB	Red Deer Rebels (WHL)	17	3.62	.869	1	7-7-1-0	Eligible 2026	
35	* Kondro, Matthew	G	L	6'0.5	169	12/06/07^^	St. Albert, AB	Drumheller Dragons (AJHL)	26	2.90	.904	1	14-5-4	Eligible 2026	KAWN-dro

* Rookie **Overage Player AP-Affiliated Player ^^Late Birthday

TEAM STAFF

Owner/President/General Manager: Brent Sutter
Head Coach: Marc Habscheid
Assistant Coach: Mike Egener
Assistant Coach: Clayton Jardine
Assistant/Skills Coach: Erik Lodge
Director of Goaltending/Goalie Coach: Ian Gordon

Director of Player Personnel: Jamie Novakoski
Hockey Operations Manager: Arie Postmus
Equipment Manager: Dave "Radar" Horning
Athletic Therapist: Terence Robertson
Director of High Performance and Fitness: Colleen Manning
Dressing Room Attendant: Mikel McIver



**RED DEER
 REBELS**





RED DEER REBELS vs. LETHBRIDGE HURRICANES

WEDNESDAY, MARCH 18, 2026 – VISITLETHBRIDGE.COM ARENA – LETHBRIDGE, AB

HEAD-TO-HEAD

Tonight marks the eighth and final meeting of the season between Red Deer and Lethbridge. The Rebels are 6-1-0-0 versus the Hurricanes, including 3-0-0-0 in Lethbridge.

2025-26 Season Series

Lethbridge 3 @ Red Deer 4 (Feb 15) OT
Red Deer 5 @ Lethbridge 1 (Dec 3)

Lethbridge 0 @ Red Deer 5 (Jan 17)
Red Deer 5 @ Lethbridge 0 (Oct 11)
Lethbridge 2 @ Red Deer 4 (Sep 27)

Red Deer 4 @ Lethbridge 3 (Jan 14)
Lethbridge 3 @ Red Deer 2 (Oct 7)

#	Player	GP	G	A	PTS	PIM	+/-	
11	Poul Andersen (EDM/RD)	6	4	5	9	0	2	Goals For - 29
27	Matej Mikes	4	4	3	7	2	3	Goals Against - 12
17	Matus Lisy	7	2	5	7	0	7	
26	Talon Brigley	6	2	3	5	4	4	Power Play - (6/25) 24%
12	Tyson Yaremko	3	2	2	4	2	1	Penalty Kill - (5/27) 81.5%
21	Beckett Hamilton	7	1	3	4	0	5	
9	Cameron Kuzma	3	1	3	4	5	3	
14	Kalder Varga (KEL/RD)	4	1	3	4	2	2	

#	Goalie	GP	W	L	OTL	SL	MIN	GA	GAA	SV%
35	Matthew Kondro	4	4	0	0	0	242:49	7	1.73	0.923

LAST GAME

March 14 – It was a wild one at the Marchant Crane Centrium as the Calgary Hitmen edged the Rebels 6-5 in overtime. Kalder Varga led the Rebels attack with his first career hat trick. Cameron Kuzma piled up a career high four points (1 goal, 3 assists). Calgary outshot Red Deer 37-27 and was 2-for-5 on power plays while the Rebels were 0-for-2. This marked the first time the Rebels have lost a game this season when leading through two periods (13-0-1-0).

2025-26 REGULAR SEASON - TEAM STATS

Record: 25-34-4-2 – 56 points **Home:** 13-17-3-0 **Away:** 12-17-1-2 **Current Streak:** 2-0-2-0
Power Play: (43/235) 18.3% **Penalty Kill:** (67/251) 73.3% **Shorthanded Goals For/Against:** 3-8
Record by Month: Sept 1-2-0-0 Oct 3-7-0-2 Nov 5-3-1-0 Dec 1-7-1-0 Jan 6-8-0-0 Feb 6-5-0-0 March 3-2-2-0
Record by Division: Central 9-17-2-1 East 13-9-1-1 B.C. 2-4-0-0 U.S. 1-4-1-0

SCORING	1ST	2ND	3RD	OT	SO	TOTAL	SHOTS	1ST	2ND	3RD	OT	TOTAL
Rebels	56	56	69	6	1	188	Rebels	626	669	639	26	1960
Opp.	74	90	76	4	2	246	Opp.	703	695	624	26	2048

SHOTS	WIN	LOSS	FIRST GOAL	WIN	LOSS
Outshooting	14	14	Rebels	13	10
Outshot	10	26	Opp.	12	30
Tied	1	0			

2025-26 REGULAR SEASON - TEAM LEADERS (CURRENT PLAYERS)

Goals: Hamilton (23) **Assists:** Hamilton (34) **Points:** Hamilton (57)
Plus/Minus: MacSwain (+8) **PIM:** Sopiaryz (87) **Shots on Goal:** Hamilton (247)
Power Play Goals: Varga (6) **Power Play Assists:** Hamilton (19) **Game Winning:** Hamilton, MacSwain (3)
Shorthanded Goals: Brigley, Hamilton, Mikes (1) **Shorthanded Assists:** Lodge (1) **Shorthanded Points:** Four Players (1)
First Goals: Andersen, Hamilton, Kuzma (3) **Insurance Goals:** Brigley (3) **Shootout Goals:** Hamilton (2)
Overtime Goals: Hamilton (2) **Shooting %:** MacSwain (17.5%) **Shootout Winning Goals:**
Goals Against Average: Kondro (3.33) **Save Percentage:** Kondro (.896) **Wins:** Kondro (18) **Shutouts:** Kondro, Shore (1)

NOTABLES
























Aleksey Chichkin has points in three of six (2G, 3A) Cole Temple has points in four of six (6A)
Cameron Kuzma has points in four of seven (4G, 4A) Poul Andersen has points in six of seven (3G, 4A)
Tyson Yaremko has points in two of four (1G, 1A) Matus Lisy has points in two of three (3A)
Kohen Lodge has points in five-straight (3G, 3A) Beckett Hamilton has points in six of seven (3G, 6A)
Matej Mikes has points in six of 10 (4G, 6A)

RED DEER REBELS

2025-26 PLAYER MILESTONES

<p>Sept. 19 vs EDM – 1st WHL Game (Nate Yellowaga, Keith McInnis, Grayden Peterson, Matus Lisy, Owen Shadrick, Landon MacSwain, Zane Torre) Sept. 19 vs EDM – 1st WHL Goal (Keith McInnis) Sept. 27 vs. LET – 1st WHL Goal (Owen Shadrick) Oct 3 at SAS – 1st WHL Point (Nate Yellowaga) Oct 11 at LET – 1st WHL Goal (Landon MacSwain) Oct. 22 at SC – 1st WHL Point (Zane Torre) Oct. 24 vs. REG – 1st WHL Win (Matthew Kondro) Nov 7 at REG – 50th career goal (Talon Brigley) Nov. 21 vs. MH – 1st Goal (Nate Yellowaga) Nov. 28 vs. EDM – 1st Game (Cash Arcand-Vandale, Owen DeWitt) Dec. 3 at LET – 1st Point and 1st Goal (Matej Mikes) Dec. 16 vs. BDN – 1st Game (Chace Turchak) Dec. 30 vs. MH – 150th Game (Aleksey Chichkin) Jan 3 vs. SEA – 100th Game (Jake Missura) Jan. 17 vs. LET – 1st WHL Shutout (Kondro) Jan. 31 at VIC – 100th Game (Cameron Kuzma) Mar. 14 vs. CGY – 1st WHL Hat Trick (Kalder Varga)</p>	<p>Sept. 20 at EDM – 1st WHL Game (Nikolas Ferry), 1st WHL Start (Matthew Kondro) Sept. 27 vs. LET – 1st WHL Point (Grayden Peterson) Oct. 7 vs. LET – 1st WHL Goal (Matus Lisy) Oct. 18 vs. SPO – 100th WHL Game (Chase Wutzke) Oct. 22 at SC – 1st WHL OT Goal (Matthew Gard) Nov. 5 at EDM – 150th WHL Game (Samuel Drancak) Nov. 11 at BDN – 1st Game (Matej Mikes) Nov. 21 vs. MH – 150th Game (Ty Coupland) Nov. 30 at CGY – 1st Point (Owen DeWitt) Dec. 5 at EDM – 100th Game (Luke Vlooswyk) Dec. 16 vs. BDN – 100th Game (Beckett Hamilton) Jan. 3 vs. SEA – 1st Goal (Noah Chadi) Jan 10 at SC – 300th Game (Talon Brigley) Jan. 31 at VIC – 1st WHL Goal (Jake Missura) Feb. 7 vs. MJ – 100th Game (Patrick Sopiartz)</p>
---	---

HOW THE REBELS ARE BUILT (*CHL Import Draft **U.S. Priority Draft Affiliated Players not listed)

DRAFT (8)	SIGNED/FREE AGENT (5)
 Brigley  Hamilton  Kondro  Lisy*	 Chadi  DeWitt  MacSwain
 Mikes*  Missura  Shore  Yellowaga	 Peterson  Shadrick
TRADE (10)	BIRTH YEAR 2005 – 3 2006 – 0 2007 – 7 2008 – 11 2009 – 1
 Andersen  Chichkin  Dillard  Kamas  Kuzma	COUNTRY Canada – 14 USA – 5 Czechia – 2 Slovakia – 1
 Lodge  Sopiartz  Temple  Varga  Yaremko	PROVINCE/STATE Alberta – 7 Saskatchewan – 3 BC – 2 Manitoba – 1 Alaska – 1 Illinois – 1 Minnesota – 1 North Dakota – 1 Texas – 1 Europe - 3

RECENT TRANSACTIONS

Jan 2 – Acquired Kalder Varga (F, '08), Kelowna's 3rd rd pick 2028 WHL Prospects Draft, and a 6th in 2026 (via Spokane) from the Rockets for Keith McInnis (D, '06)

Jan 2 – Acquired Cameron Kuzma (F, '08), 3rd rd pick in the 2028 WHL Prospects Draft, cond. 4th in 2028, and a cond. 4th in 2029 for Matthew Gard (F, '07)

Jan 2 – Acquired Cole Temple (F, '07) and Cameron Dillard (D, '08) for Luke Vlooswyk (D, '07) and a 5th rd pick in the 2027 WHL Prospects Draft

Jan 5 – Traded Noah Milford (F, '08) to the Penticton Vees for a 5th round pick in the 2028 WHL Prospects Draft

Jan 6 – Signed Noah Chadi (D, '08) to WHL Scholarship and Development Agreement

Jan 8 – Acquired Jiri Kamas (D, '08) from Penticton in exchange for Samuel Drancak (F, '06)

Jan 8 – Acquired Tyson Yaremchuk (F, '05) from Portland in exchange for a 2026 3rd round pick and 2028 4th round pick

Jan 8 – Acquired 2026 4th round pick and 2028 4th round pick from Kamloops in exchange for Ty Coupland (F, '07)

Jan 30 – Signed Michael Mikan (F, '07) from the Okotoks Oilers (BCHL)

Feb 26 – Released Michael Mikan



BRIGLEY STANDS ALONE

Talon Brigley has played a team record 326 regular season games with the Rebels. He surpassed the previous club standard of 301 held by Jonathan Zukiwsky (1993-98) on January 16, 2026, when the Rebels played the Tri-City Americans at the Marchant Crane Centrium. Brigley has played his entire career with the Rebels since being drafted by the club in round two, 24th overall at the 2020 WHL Prospects Draft.

ALRIGHT HAMILTON

Centre Beckett Hamilton played for Team East at the 2026 WHL Prospects Game, February 18 at the Langley Events Centre. Hamilton had an assist in the game as Team East defeated Team West 5-4 in overtime. Hamilton is in his second season with the Rebels after the club selected him in round one, 18th overall at the 2023 WHL Prospects Draft. He is ranked 75th among North American Skaters on the NHL Central Scouting Midterm Rankings for the 2026 NHL Draft.

OVERTIME DOUBLE DIP

Poul Andersen became the first player in Rebels team history to score in overtime in back-to-back games – regular season or playoffs – when he tallied the game winning goals in extra time February 13 versus Medicine Hat and February 15 against Lethbridge.

ON THE RADAR

Five Rebels are among the 76 WHL players included on the NHL Central Scouting Midterm Rankings for the 2026 NHL Draft.

Player (Birth Year)	Position	Ranking (North American Skaters)
Beckett Hamilton ('08)	F	75
Jiri Kamas ('08)	D	128
Kalder Varga ('08)	F	164
Cameron Dillard ('08)	D	195
Cameron Kuzma ('08)	F	211

STAYING IN SCHOOL

All three overage 2005-born Rebels have secured NCAA commitments for 2025-26 – Talon Brigley (Sacred Heart Pioneers), Aleksey Chichkin (Mercyhurst Lakers), Tyson Yaremko (Alaska Fairbanks Nanooks).

BEST IN THE WEST

Two Rebels graduates were named to the USports Canada West Men's Hockey All-Rookie Team for 2025-26 in defencemen Jace Weir (UBC Thunderbirds) and Keaton Dowhaniuk (Grant MacEwan Griffins). Weir played four seasons for the Rebels from 2021-25 while Dowhaniuk played with Red Deer during 2024-25.

ALUMNI IN THE SHOW

Nine former Red Deer Rebels were named to opening night NHL rosters to begin the 2025-26 regular season:

Arshdeep Bains – VAN	Jake DeBrusk – VAN	Matt Dumba – PIT
Alexander Petrovic – DAL	Haydn Fleury – WPG	Brandon Hagel – TB
Darcy Kuemper – LAK	Josh Mahura – SEA	Ryan Nugent-Hopkins – EDM

GOLDEN (K)NIGHT FOR UCHACZ

Former Rebels captain Kai Uchacz made his NHL debut with the Vegas Golden Knights on February 4, 2026, versus the Vancouver Canucks. Uchacz appeared in 188 games with the Rebels from 2021-24. He scored 106 goals with the club, 4th most in Rebels history, including 50 during the 2022-23 season. He was a two-time winner of the club's most valuable player, top scorer, and humanitarian of the year awards and was the team's rookie of the year in 2021-22.

SILVER LINING

Two Rebels alumni were part of Team Canada' silver medal winning team at the 2026 Olympic Winter Games in Italy – goaltender Darcy Kuemper (2008-11) and forward Brandon Hagel (2015-19). They were among nine WHL graduates on Canada's roster.

MEDALS TO A 'T'

Rebels Athletic Therapist Terence Robertson was part of the staff for Team Canada's gold medal winning squad at the 2025 IIHF World U18 Championship in Texas. He was also on the staff for Canada's gold medal win at the 2024 Hlinka Gretzky Cup in Edmonton and is again for Canada's bronze medal-winning squad at the 2026 World Junior Ice Hockey Championships in Minnesota.

HABBY 600

Rebels head coach Marc Habscheid recorded his 600th regular season coaching win on February 3, 2026, when the Rebels defeated the Prince George Cougars 3-2. He's just the sixth head coach in WHL history to reach the milestone. The Swift Current, SK native is in his first season with the Rebels and 19th as a WHL head coach. Habscheid has won two WHL championships as a head coach – 2003 with the Kelowna Rockets and 2019 with the Prince Albert Raiders – and guided the host Rockets to a Memorial Cup championship win in 2004. Habscheid won the Dunc McCallum Memorial Trophy as WHL Coach of the Year in 2002-03 and 2018-19 and was CHL Coach of the Year in 2003. Habscheid served one season as an Assistant Coach with the Boston Bruins in 2006-07 and recently coached two seasons of pro hockey in Austria. As a player, Habscheid suited up for 148 WHL games for Saskatoon and Kamloops between 1979-83, compiling 276 points. He went on to play 345 NHL games with Edmonton, Minnesota, Detroit, and Calgary. Habscheid has the rare distinction of having both played and coached for Canada at the World Junior Championship, World Men's Championship, and Olympic Winter Games.



JARDINE JOINS STAFF

On July 24, 2025, the Rebels announced the hiring of Clayton Jardine as Assistant Coach. Jardine, who is 34, brings extensive coaching experience to the Rebels that began with the Kindersley Klippers (SJHL) in 2015-16. After one year as an Assistant Coach, he moved on to New England College (NCAA) before returning to the Klippers as Head Coach in 2018-19 and was named SJHL Coach of the Year. Jardine then served four seasons as Head Coach of the Camrose Kodiaks (AJHL) before two more seasons with the Klippers as General Manager and Head Coach (2023-25). Jardine was also a two-time Assistant Coach for Canada West at the World Junior A Hockey Challenge in 2019 and 2022. The Lacombe, Alberta native played for the Red Deer U15 AAA Chiefs in 2005-06 before four seasons each with the Camrose Kodiaks (2007-11) and Merrimack College (NCAA, 2011-15).

NEXT GEN WHL

Five Rebels are following in their father’s footsteps by playing in the Western Hockey League – Talon Brigley (Travis), Beckett Hamilton (Lee), Cole Temple (Jeff), Kalder Varga (John), and Nate Yellowaga (Kevin). Temple’s grandfather Ted played for the Brandon Wheat Kings from 1967-69. Hamilton’s great-uncle Bruce is the longtime owner, president and general manager of the Kelowna Rockets.

CALLED TO THE HALL

The Alberta Hockey Hall of Fame recently announced its class of inductees for 2026. The group includes former Red Deer Rebels assistant coach and colour commentator Mike Moller. Also included are the 2011-12 and 2012-13 Red Deer Optimist Chiefs teams who won back-to-back U18 AAA national championships. Former Red Deer Rebels Colton Bobyk was part of both teams while former Rebels forward Scott Feser was on the 2011-12 squad.

2025 WHL CUP

Six Rebels prospects competed at the 2025 WHL Cup at the Marchant Crane Centrium – tied for most amongst all WHL clubs. Each player was selected by the club at the 2025 WHL Prospects Draft. Four have been named to Team Alberta (D – Nolan Wolitski, F – Chace Turchak, D – Owen Archer, G – Chase Nielsen), and one each to Team Saskatchewan (F – Bronx Becker) and Team Manitoba (F – Dylan Russell).

CIRCLE K CLASSIC

Several Rebels prospects competed at the 2025 Circle K Classic in Calgary. The annual tournament features the top U18 teams from across Canada, United States, and the world. Chace Turchak – Calgary Buffaloes (AEHL), Luke Jamieson – Edge School (CSSHL), Sawyer Holmes – Edmonton Oilers Blue (AEHL), Nolan Wolitski – Northern Alberta Xtreme (CSSHL), Owen Archer (injured) – St. Albert Raider (AEHL), Cash Arcand-Vandale – Warman Wildcats (SMAAAHL), Seth Gutenberg – Warman Wildcats (SMAAAHL), Boris Sigachev – Calgary Flames (AEHL).

WHL DRAFT RECAP

The Rebels made 11 selections at 2025 WHL Prospects Draft. The group of 2010-born players include six forwards, four defencemen, and one goaltender. (*Signed a WHL Scholarship and Development Agreement with Rebels)

Rd	Pick	Player	Pos	Ht	Wt	Hometown	Last Club
1	7	*Nolan Wolitski	D	6’3	179	St. Albert, AB	Northern Alberta Xtreme U15 Prep
2	30	*Chace Turchak	F	5’10	147	Calgary, AB	Calgary CBHA U15 AAA Bisons
2	32	*Owen Archer	D	6’2	189	St. Albert, AB	St. Albert U15 AAA Sabres
3	56	Chase Nielsen	G	5’11	157	Fort MacLeod, AB	Lethbridge Golden Hawks U15 AAA
4	76	Dylan Russell	F	5’8	136	Winnipeg, MB	Winnipeg Wild U15 AAA Red
5	99	Denys Lupandin	D	5’11	170	Saskatoon, SK	Saskatoon Outlaws U15 AA
5	106	Sawyer Holmes	F	5’8	135	Edmonton, AB	Edmonton SSAC U15 AAA
6	122	Soren Saumweber	F	5’10	140	Roseville, MN, USA	Shattuck-St. Mary’s Sabres 14U
8	168	Bronx Becker	F	6’0	165	Saskatoon, SK	Saskatoon Outlaws U15 AA
9	191	Ryan Overskei	D	6’6	187	Maple Grove, MN, USA	Minnesota Walleye 14U
10	214	Andrew Nordstrom	F	5’11	168	Beaumont, AB	Leduc Oil Kings U15 AAA

CHL IMPORT DRAFT

The Red Deer Rebels selected two players at the 2025 CHL Import Draft on July 2. With the 19th overall pick in round one, the Rebels selected Czech forward Matej Mikes. The 18-year-old from Karlovy, Czechia played for Roki (Finland U20) and had 10 points in 28 games. He also played for Czechia at the 2025 IIUF U18 World Championship. With the 80th overall pick in round two, the Rebels selected Slovak defenceman Matus Lisy. The 18-year-old from Bratislava, Slovakia played 2024-25 with Nitra (Slovakia U20) and had 28 points in 19 games. Lisy played for Slovakia at the 2024 Hlinka Gretzky Cup and 2025 IIUF U18 World Championship.

U.S. PRIORITY DRAFT

The Rebels made two selections at the 2025 WHL U.S. Priority Draft. With the sixth overall pick in round one, the Rebels selected forward Eli Bimmerle from Bartonville, Texas. Bimmerle played 2024-25 with Dallas Stars Elite 14U AAA and collected 94 points (50 goals, 44 assists) in 59 games. In four games at the U.S. 14U Nationals he had three goals and three assists. At the 15U World Selects Invitational he led Blue Army with eight points (five goals, three assists) in six games. With the 42nd overall pick in round two, the Rebels selected forward Paxson Madill from Hermantown, Minnesota. Madill played 2024-25 with the MN Voyageurs 14U AAA squad and had 26 points (12 goals, 14 assists) in 17 games. He added 11 points in five playoff games.

RED DEER REBELS 2025-26 REGULAR SEASON STATS

#	Player	Pos	GP	G	A	PTS	+/-	PIM	PP	PPA	SH	SHA	GW	FG	IG	OT	UA	EN	SOG	SOA	SOGW	SO%	Pt/G	PIM/G	Shots	Sh%	WFO	FO	FO%
21	Beckett Hamilton	RW	64	23	34	57	-10	14	3	19	1	0	3	3	1	2	6	2	2	2	0	100.0	0.00	0.22	251	9.2	318	662	48.04%
* 11	Poul Andersen (total)	RW	61	21	18	39	-10	6	5	6	0	0	2	3	0	2	0	0	1	1	1	100.0	0.00	0.10	124	16.9	1	3	
	RD	RW	33	10	13	23	-9	2	4	5	0	0	2	0	0	2	0	0	0	0	0	0.000	0.00	0.00	70	14.3	1	3	
26	Talon Brigley	RW	64	19	16	35	-19	41	5	6	1	0	1	2	3	0	2	3	0	1	0	0.0	0.00	0.64	167	11.4	233	535	43.55%
14	Kalder Varga (total)	RW	65	19	15	34	-17	47	6	5	0	0	2	0	0	1	0	0	1	2	0	50.0	0.00	0.72	163	11.7	21	44	47.73%
	RD	RW	31	11	12	23	-6	24	3	4	0	0	1	0	0	1	0	0	0	0	0	0.000	0.00	0.00	91	12.1	9	23	
* 24	Landon MacSwain	LW	64	12	13	25	8	31	1	3	0	0	3	0	2	0	1	2	0	0	0	0.0	0.00	0.48	65	18.5	1	8	
* 7	Nate Yellowaga	D	64	7	18	25	-13	32	4	7	0	0	1	0	0	0	0	0	0	0	0	0.0	0.00	0.50	87	8.0	1	2	
* 27	Matej Mikes	RW	44	11	13	24	-11	24	3	2	1	0	1	1	1	0	1	1	0	0	0	0.0	0.00	0.55	59	18.6	325	630	51.59%
X 11	Jaxon Fuder	LW	27	7	17	24	-5	43	4	4	0	0	0	0	0	0	0	0	1	1	0	100.0	0.00	1.59	74	9.5	22	44	50.00%
* 17	Matus Lisy	D	59	5	17	22	4	16	0	4	0	0	1	1	0	0	0	0	0	0	0	0.0	0.00	0.27	54	9.3	1	1	
X 14	Samuel Drancak	C	27	11	10	21	1	24	4	3	0	0	1	2	1	0	0	0	1	1	1	100.0	0.00	0.89	60	18.3	245	503	48.71%
9	Cameron Kuzma (total)	C	31	8	13	21	-9	41	1	4	0	0	2	3	0	0	2	0	0	0	0	0.0	0.00	1.32	83	9.6	71	150	47.33%
	RD	C	31	8	13	21	-9	41	1	4	0	0	2	3	0	0	2	0	0	0	0	0.000	0.00	1.00	83	9.6	71	150	
X 8	Keith McInnis	D	34	6	15	21	-11	42	2	4	0	1	1	0	0	0	0	0	0	0	0	0.0	0.00	1.24	52	11.5	0	0	
X 22	Ty Coupland	RW	33	9	11	20	2	22	3	5	0	0	1	3	1	0	1	0	1	2	0	50.0	0.00	0.67	86	10.5	8	11	72.73%
20	Patrick Sopiarsz (total)	RW	65	7	12	19	-22	87	1	4	0	0	1	0	0	0	1	0	0	0	0	0.0	0.00	1.34	111	6.3	77	143	53.85%
	RD	RW	36	5	11	16	-19	47	1	4	0	0	1	0	0	0	1	0	0	0	0	0.000	0.00	1.00	85	5.9	24	46	
2	Aleksey Chichkin (total)	LD	58	4	13	17	2	65	0	0	0	0	0	1	0	0	1	0	0	0	0	0.0	0.00	1.12	96	4.2	0	1	
	RD	LD	49	4	12	16	-4	65	0	0	0	0	0	1	0	0	1	0	0	0	0	0.000	0.00	1.00	89	4.5	0	1	
8	Cole Temple (total)	C	47	1	16	17	1	27	1	3	0	0	0	0	0	0	0	0	0	1	0	0.0	0.00	0.57	80	1.3	23	52	
	RD	C	13	0	8	8	3	4	0	1	0	0	0	0	0	0	0	0	0	0	0	0.000	0.00	0.00	25	0.0	10	24	41.67%
12	Tyson Yaremko (total)	LW	33	9	6	15	-15	32	4	3	0	0	2	2	1	0	0	0	0	0	0	0.0	0.00	0.97	95	9.5	65	170	38.24%
	RD	LW	21	7	5	12	-10	17	3	2	0	0	1	2	1	0	0	0	0	0	0	0.000	0.00	0.00	61	11.5	56	148	
18	Kohen Lodge (total)	LW	51	4	10	14	6	30	0	0	0	0	0	1	0	0	0	0	0	0	0	0.0	0.00	0.59	72	5.6	29	64	
	RD	LW	43	4	9	13	3	28	0	0	0	0	0	1	0	0	0	0	0	0	0	0.000	0.00	0.00	67	6.0	29	63	46.03%
* 5	Jiri Kamas (total)	D	51	3	11	14	4	25	0	3	0	0	0	1	0	0	0	0	0	0	0	0.0	0.00	0.49	68	4.4	0	0	
	RD	D	29	1	4	5	1	15	0	1	0	0	0	0	0	0	0	0	0	0	0	0.000	0.00	0.00	42	2.4	0	0	
X 9	Matthew Gard	C	23	6	4	10	-2	44	1	1	0	0	1	1	1	1	0	1	0	1	0	0.0	0.00	1.91	43	14.0	233	425	54.82%
*X 16	Noah Milford	C	28	4	6	10	-2	12	1	1	0	0	0	0	0	0	1	0	0	0	0	0.0	0.00	0.43	36	11.1	68	184	36.96%
* 15	Owen DeWitt	LW	43	5	4	9	-8	39	0	0	0	0	2	1	0	0	0	0	0	0	0	0.0	0.00	0.91	26	19.2	97	167	58.08%
*X 23	Owen Shadrack	LW	28	5	1	6	-1	23	0	0	0	0	0	0	1	0	1	0	0	0	0	0.0	0.00	0.82	33	15.2	0	3	0.00%
X 20	Arjun Bawa	LW	22	3	3	6	-2	14	0	0	0	0	0	1	0	0	0	0	0	0	0	0.0	0.00	0.64	31	9.7	16	32	50.00%
3	Jake Missura	D	65	1	5	6	-19	55	0	0	0	0	0	0	0	0	0	0	0	0	0	0.0	0.00	0.85	51	2.0	0	0	
X 4	Luke Vlooswyk	D	32	0	6	6	7	26	0	0	0	0	0	0	0	0	0	0	0	0	0	0.0	0.00	0.81	54	0.0	0	0	
* 10	Grayden Peterson	LW	41	0	6	6	-7	12	0	0	0	0	0	0	0	0	0	0	0	0	0	0.0	0.00	0.29	22	0.0	26	54	48.15%
* 6	Noah Chadi	D	30	2	1	3	-7	19	0	0	0	0	1	1	0	0	1	0	0	0	0	0.0	0.00	0.63	28	7.1	0	0	
4	Cameron Dillard (total)	D	30	2	1	3	-1	10	0	0	0	0	0	1	1	0	0	0	0	0	0	0.0	0.00	0.33	23	8.7	0	0	
	RD	D	13	0	0	0	1	6	0	0	0	0	0	0	0	0	0	0	0	0	0	0.000	0.00	0.00	4	0.0	0	0	
X 19	Nolan Schmidt	RW	30	1	2	3	-1	21	0	0	0	0	0	0	0	0	0	0	0	0	0	0.0	0.00	0.70	21	4.8	80	155	51.61%
* 35	Matthew Kondro	G	41	0	2	2	0	8	0	1	0	0	0	0	0	0	0	0	0	0	0	0.0	0.00	0.20	0	0.0	0	0	
*X 25	Zane Torre	RW	10	0	1	1	-4	2	0	0	0	0	0	0	0	0	0	0	0	0	0	0.0	0.00	0.20	13	0.0	0	3	0.00%
X 2	Derek Thurston	D	11	0	1	1	-3	23	0	1	0	0	0	0	0	0	0	0	0	0	0	0.0	0.00	2.09	15	0.0	0	0	
X 12	Brett Calhoon	LW	2	0	0	0	-3	4	0	0	0	0	0	0	0	0	0	0	0	0	0	0.0	0.00	2.00	3	0.0	3	4	
X 12	Chace Turchak	C	2	0	0	0	-1	0	0	0	0	0	0	0	0	0	0	0	0	0	0	0.0	0.00	0.00	0	0.0	0	0	
*X 16	Michael Mikan	LW	7	0	0	0	1	0	0	0	0	0	0	0	0	0	0	0	0	0	0	0.0	0.00	0.00	5	0.0	9	18	
*X 5	Nikolas Ferry	D	14	0	0	0	-4	0	0	0	0	0	0	0	0	0	0	0	0	0	0	0.0	0.00	0.00	8	0.0	0	0	
	BENCH		65	1				12																	1				
	TOTALS		65	188	293	481	-160	852	43	82	3	1	24	23	12	6	18	9	5	8	1	62.5	0.39	0.68	1962	9.5	1886	3899	

#	Goalie	GP	MINS	W	L	OTL	SL	SO	EN	GA	GAA	SOGP	SOW	SL	SOGA	SOA	SO%	SA	SVS	SV%
X 33	Chase Wutzke	9	505	3	5	0	0	1	2	23	2.73	0	0	0	0	0	0.000	208	185	0.889
* 35	Matthew Kondro	41	2377	18	17	4	1	1	5	132	3.33	2	1	1</						

RED DEER REBELS - CAREER STATS

REGULAR SEASON

#	PLAYER	GP	G	A	PTS	+/-	PIM	PPG	SHG	SOG	GWG	FOW	PTS/G
2	Aleksey Chichkin	179	10	28	38	-22	236	0	0	252	0	0	0.21
3	Jake Missura	130	1	16	17	-30	93	0	0	104	0	0	0.13
4	Cameron Dillard	30	2	1	3	-1	10	0	0	23	0	0	0.10
5	Jiří Kamas	51	3	11	14	4	25	0	0	68	0	0	0.27
6	Noah Chadi	30	2	1	3	-7	19	0	0	28	1	0	0.10
7	Nate Yellowaga	64	7	18	25	-13	32	4	0	87	1	1	0.39
8	Cole Temple	176	24	54	78	-14	85	3	0	286	2	302	0.44
9	Cameron Kuzma	118	16	34	50	-27	109	1	0	212	3	195	0.42
10	Grayden Peterson	41	0	6	6	-7	12	0	0	22	0	26	0.15
11	Poul Andersen	61	21	18	39	-10	6	5	0	124	2	1	0.64
12	Tyson Yaremko	127	27	32	59	-5	134	12	1	221	4	84	0.46
14	Kalder Varga	123	29	29	58	-34	67	6	0	269	2	29	0.47
15	Owen DeWitt	43	5	4	9	-8	39	0	0	26	2	97	0.21
17	Matus Lisy	59	5	17	22	4	16	0	0	54	1	1	0.37
18	Kohen Lodge	79	8	12	20	2	41	0	0	100	0	32	0.25
20	Patrick Sopiartz	115	9	13	22	-30	125	1	0	127	2	126	0.19
21	Beckett Hamilton	134	37	45	82	-18	38	4	1	371	3	325	0.61
24	Landon MacSwain	64	12	13	25	8	31	1	0	65	3	1	0.39
26	Talon Brigley	326	61	65	126	-35	99	10	4	642	10	360	0.39
27	Matej Mikes	44	11	13	24	-11	24	3	1	59	1	325	0.55
		1815	280	402	682	-232	1005	50	7	2888	37	1905	

#	GOALIE	GP	GAA	SAV%	W	L	OTL	SOL	MIN	SH	SAV	GA	SO
31	Peyton Shore	36	4.14	0.863	11	19	1	1	1913	966	834	132	2
35	Matthew Kondro	42	3.38	0.896	18	17	4	1	2397	1292	1157	135	1
		78	3.76	0.880	29	36	5	2	4310	2258	1991	267	3



RED DEER
REBELS



RED DEER REBELS - CAREER STATS vs. LETHBRIDGE

Player	GP	G	A	P	PIM	+/-	Player	GP	G	A	P	PIM	+/-		
2 Aleksey Chichkin							15 Owen DeWitt								
2025-26	4	0	2	2	0	1	2025-26	4	0	0	0	11	2		
2024-25	0	0	0	0	0	0	17 Matus Lisy								
2023-24	7	0	0	0	6	-6	2025-26	7	2	5	7	0	7		
11	0	2	2	6	-5		18 Kohen Lodge								
3 Jake Missura							2025-26	3	1	0	1	0	3		
2025-26	7	0	1	1	16	3	2024-25	3	0	0	0	0	0		
2024-25	6	0	0	0	2	1	6	1	0	1	0	3			
2023-24	1	0	0	0	0	-1	20 Patrick Sopiartz								
14	0	1	1	18	3		2025-26	4	1	0	1	5	1		
4 Cameron Dillard							2024-25	0	0	0	0	0	0		
2025-26	2	0	0	0	0	0	4	1	0	1	5	1			
5 Jiri Kamas							21 Beckett Hamilton								
2025-26	4	0	1	1	2	5	2025-26	7	1	3	4	0	5		
6 Noah Chadi							2024-25	7	1	1	2	4	-1		
2025-26	2	0	0	0	4	0	2023-24	1	0	0	0	0	0		
7 Nate Yellowaga							15	2	4	6	4	4			
2025-26	7	1	3	4	6	8	24 Landon MacSwain								
8 Cole Temple							2025-26	6	1	2	3	5	2		
2025-26	1	0	0	0	0	0	26 Talon Brigley								
2024-25	1	0	0	0	2	0	2025-26	6	2	3	5	4	4		
2023-24	3	0	1	1	2	-2	2024-25	8	2	1	3	2	-1		
5	0	1	1	4	-2		2023-24	6	2	1	3	0	0		
9 Cameron Kuzma							2022-23	6	2	0	2	2	-1		
2025-26	2	1	2	3	5	2	2021-22	6	1	0	1	0	1		
2024-25	4	0	2	2	0	1	32	9	5	14	8	3			
2023-24	0	0	0	0	0	0	27 Matej Mikes								
6	1	4	5	5	3		2025-26	4	4	3	7	2	3		
10 Grayden Peterson							31 Peyton Shore								
2025-26	6	0	1	1	2	-1	GP	W	L	OTL	SOL	GA	GAA	SV%	
11 Poul Andersen							2025-26	0	0	0	0	0	0.00	0.000	
2025-26	6	4	5	9	0	2	2024-25	2	0	2	0	0	7	3.54	0.891
12 Tyson Yaremko							2	0	2	0	0	7	3.54	0.891	
2025-26	3	2	2	4	2	1	35 Matthew Kondro								
2024-25	1	1	0	1	0	1	2025-26	4	4	0	0	0	7	1.73	0.923
2023-24	0	0	0	0	0	0									
4	3	2	5	2	2										
14 Kalder Varga															
2025-26	4	1	3	4	2	2									
2024-25	0	0	0	0	0	0									
4	1	3	4	2	2										



RED DEER REBELS

OVERTIME/SHOOTOUTS/PENALTY SHOTS

SHOOTOUTS

PLAYER	2025-26				2024-25				2023-24				2022-23				2021-22				CAREER			
	G	ATT	GW	SO%	G	ATT	GW	SO%	G	ATT	GW	SO%	G	ATT	GW	SO%	G	ATT	GW	SO%	G	ATT	GW	SO%
Matthew Gard	0	1	0	0.0%	2	3	1	66.7%													2	4	1	50.0%
Ty Coupland	1	2	0	50.0%	2	3	2	66.7%													3	5	2	60.0%
Jaxon Fuder	1	1	0	100.0%	1	1	0	100.0%													2	2	0	100.0%
Samuel Drancak	1	1	1	100.0%	0	1	0	0.0%	1	3	0	33.3%									2	5	1	40.0%
Beckett Hamilton	2	2	0	100.0%	0	2	0	0.0%													2	4	0	50.0%
Talon Brigley	0	1	0	0.0%	0	0	0	0.0%	0	3	0	0.0%	0	1	0	0.0%	1	2	1	50.00%	1	7	1	14.3%
TOTALS	5	8	1	62.5%																				

GOALIE	2025-26						2024-25						CAREER					
	GP	W	L	GA	ATT	S%	GP	W	L	GA	ATT	SO%	GP	W	L	GA	ATT	SO%
Matthew Kondro	2	1	1	3	5	33.3%	0	0	0	0	0	0.0%	2	1	1	3	4	25.0%
Peyton Shore	1	0	1	3	4	0.0%	0	0	0	0	0	0.0%	1	0	1	3	3	0.0%
TOTALS	3	1	2	6	9	33.3%												

OVERTIME WINNING GOALS

	Player	Date	Opponent	Final Score
Last For	Beckett Hamilton	1/10/26	Swift Current	3-2
	Kalder Varga	1/20/26	Regina	2-1
	Poul Andersen	2/13/26	Med Hat	5-4
	Poul Andersen	2/15/26	Lethbridge	4-3
	Beckett Hamilton	3/13/26	Brandon	3-2
Last Against	Hunter Aura	3/14/26	Calgary	6-5

SHOOTOUT WINNING GOALS

	Player	Date	Opponent	Final Score
Last For	Samuel Drancak	11/21/25	Medicine Hat	4-3
Last Against	Andrei Molgachev	10/29/25	Calgary	4-3

OVERTIME RECORDS

SEASON	GP	OTW	OTL	SOW	SL	PTS
2025-26	12	6	3	1	2	19
2024-25	11	1	6	2	2	14
2023-24	14	2	3	3	6	19
2022-23	16	6	3	4	3	26
2021-22	11	6	2	1	2	18
TOTALS	64	21	17	11	15	96

PENALTY SHOTS

	Player	Date	Opponent	Goalie	Time	Result
Last Penalty Shot	Kohen Lodge	12/12/2025	Calgary	Eric Tu	5:59 1st	No Goal
Last Penalty Shot Goal	Jace Isley	10/08/2022	Calgary	Brayden Peters	1:12 OT	Goal
Last Penalty Shot Against	Andrei Molgachev	11/30/2025	Calgary	Matthew Kondro	10:43 1st	Goal
	Prabh Bhathal	12/16/2025	Brandon	Matthew Kondro	3:58 2nd	No Goal

GAME	1ST STAR	2ND STAR	3RD STAR	GAME RESULT
Sept. 19 vs. EDM		Keith McInnis		Edmonton Wins 4-2
Sept. 20 at EDM				Edmonton Wins 4-1
Sept. 27 vs. LET	Ty Coupland	Jaxon Fuder		Red Deer Wins 4-2
Oct. 3 at SAS			Beckett Hamilton	Saskatoon Wins 4-2
Oct. 4 at PA				Prince Albert Wins 4-1
Oct. 7 vs. LET		Matus Lisy		Lethbridge Wins 3-2
Oct. 10 vs. MJ		Talon Brigley		Moose Jaw Wins 6-4
Oct. 11 at LET	Talon Brigley	Landon MacSwain	Chase Wutzke	Red Deer Wins 5-0
Oct. 17 vs. POR			Chase Wutzke	Portland Wins 3-1
Oct. 18 vs. SPO		Landon MacSwain		Spokane Wins 3-2
Oct. 21 at MJ			Ty Coupland	Moose Jaw Wins 5-4 SO
Oct. 22 at SC			Owen Shadrick	Red Deer Wins 4-3 OT
Oct. 24 vs. REG	Talon Brigley		Matthew Gard	Red Deer Wins 5-2
Oct. 25 vs. CGY		Nolan Schmidt		Calgary Wins 2-1
Oct. 29 at CGY		Matthew Kondro		Calgary Wins 4-3 SO
Nov. 1 vs SC	Beckett Hamilton		Aleksey Chichkin	Red Deer Wins 3-1
Nov. 5 at EDM				Edmonton Wins 7-3
Nov. 7 at REG	Talon Brigley		Peyton Shore	Red Deer Wins 4-3
Nov. 9 at MJ			Samuel Drancak	Moose Jaw Wins 3-2 OT
Nov. 11 at BDN	Landon MacSwain		Peyton Shore	Red Deer Wins 7-4
Nov. 15 vs. SAS		Jaxon Fuder		Saskatoon Wins 6-5
Nov. 21 vs. MH	Beckett Hamilton	Samuel Drancak		Red Deer Wins 4-3 SO
Nov. 28 vs. EDM			Beckett Hamilton	Edmonton Wins 5-2
Nov. 30 at CGY	Beckett Hamilton		Aleksey Chichkin	Red Deer Wins 4-3
Dec. 3 at Let	Owen Shadrick	Matej Mikes		Red Deer Wins 5-1
Dec. 5 at EDM				Edmonton Wins 4-1
Dec. 6 vs. PA			Nate Yellowaga	Prince Albert Wins 7-3
Dec. 12 at CGY				Calgary Wins 4-1
Dec. 13 vs. CGY				Calgary Wins 9-0
Dec. 16 vs. BDN		Matthew Kondro		Brandon Wins 2-1
Dec. 27 vs. EDM	Matthew Kondro			Edmonton Wins 3-2 OT
Dec. 28 at MH				Medicine Hat Wins 7-4
Dec. 30 vs. MH				Medicine Hat Wins 8-0
Jan. 1 at EDM				Edmonton Wins 5-1
Jan. 3 vs. SEA	Matej Mikes		Kalder Varga	Red Deer Wins 5-3
Jan. 7 at BDN	Peyton Shore	Matus Lisy		Red Deer Wins 4-0
Jan. 9 at REG		Beckett Hamilton		Regina Wins 5-2
Jan. 10 at SC			Matthew Kondro	Red Deer Wins 3-2 OT
Jan. 14 at LET	Poul Andersen	Matus Lisy		Red Deer Wins 4-3
Jan. 16 vs. TRI		Matej Mikes		Tri-City Wins 5-3
Jan. 17 vs. LET	Tyson Yaremko	Cameron Kuzma	Beckett Hamilton	Red Deer Wins 5-0
Jan. 20 vs. REG	Kalder Varga		Matthew Kondro	Red Deer Wins 2-1 OT
Jan. 23 vs. CGY		Matthew Kondro		Calgary Wins 5-1
Jan. 25 at PEN			Nate Yellowaga	Penticton Wins 5-3
Jan. 27 at KEL				Kelowna Wins 5-3
Jan. 28 at KAM				Kamloops Wins 5-2
Jan. 31 at VIC				Victoria Wins 6-3
Feb. 1 at VAN	Nate Yellowaga		Kalder Varga	Red Deer Wins 2-1
Feb. 3 at PG	Matthew Kondro		Tyson Yaremko	Red Deer Wins 3-2
Feb. 7 vs. MJ	Beckett Hamilton		Landon MacSwain	Red Deer Wins 5-2
Feb. 10 vs. EVT		Kalder Varga		Everett Wins 6-3
Feb. 13 vs. MH	Matthew Kondro		Beckett Hamilton	Red Deer Wins 5-4 OT
Feb. 15 vs. LET	Poul Andersen		Matus Lisy	Red Deer Wins 4-3 OT
Feb. 16 at MH				Medicine Hat Wins 10-1
Feb. 20 vs. SAS		Owen DeWitt		Saskatoon Wins 5-2
Feb. 22 at CGY			Matthew Kondro	Calgary Wins 2-1
Feb. 27 vs. EDM		Kalder Varga		Edmonton Wins 2-0
Feb. 28 vs. SC	Kalder Varga	Matej Mikes		Red Deer Wins 4-2
Mar. 3 at PA	Matthew Kondro		Cameron Kuzma	Red Deer Wins 4-3
Mar. 4 at SAS			Matthew Kondro	Saskatoon Wins 3-2
Mar. 6 at MH				Medicine Hat Wins 8-4
Mar. 7 vs PA	Beckett Hamilton	Matthew Kondro	Matej Mikes	Red Deer Wins 3-1
Mar. 10 vs. WEN		Kohen Lodge		Wenatchee Wins 5-4 OT
Mar. 13 vs. BDN	Matthew Kondro	Matej Mikes		Red Deer Wins 3-2 OT
Mar. 14 vs. CGY		Kalder Varga	Cameron Kuzma	Calgary Wins 6-5 OT



Media Kit



**Red Deer Rebels vs Lethbridge
Hurricanes
Game #757: Wednesday, March 18, 2026**

Pre-Game



Red Deer Rebels (25-34-4-2) vs. Lethbridge Hurricanes (17-44-3-1)

Mar 18, 2026 -- VisitLethbridge.com Arena - Lethbridge, AB

GOALIES

#	Name	Ht	Wt	GP	W	L	OTL	SL	SO	GAA	SV%
31	Peyton Shore	6'2.5	178	19	4	12	0	1	1	4.59	0.859
35	Matthew Kondro	6'1	165	41	18	17	4	1	1	3.33	0.896

SKATERS

#	Name	Pos	Ht	Wt	GP	G	A	Pts.	PIM	+/-
2	Aleksey Chichkin	LD	6'5	221	58	4	13	17	65	2
3	Jake Missura	D	5'10	178	65	1	5	6	55	-19
4	Cameron Dillard	D	6'4	218	30	2	1	3	10	-1
5	Jiri Kamas	D	6'1	187	51	3	11	14	25	4
6	Noah Chadi	D	6'0	167	30	2	1	3	19	-7
7	Nate Yellowaga	D	5'10	164	64	7	18	25	32	-13
8	Cole Temple	C	5'10	168	47	1	16	17	27	1
9	Cameron Kuzma	C	6'2	195	63	12	19	31	78	-17
10	Grayden Peterson	LW	6'0	180	41	0	6	6	12	-7
11	Poul Andersen	RW	6'1	186	61	21	18	39	6	-10
12	Tyson Yaremko	LW	6'0	181	33	9	6	15	32	-15
14	Kalder Varga	RW	6'0	176	65	19	15	34	47	-17
15	Owen DeWitt	LW	6'3	200	43	5	4	9	39	-8
17	Matus Lisy	D	6'0	191	59	5	17	22	16	4
18	Kohen Lodge	LW	5'10	191	51	4	10	14	30	6
19	Chace Turchak	C	5'11	160	2	0	0	0	0	-1
20	Patrick Sopiarz	RW	6'0	190	65	7	12	19	87	-22
21	Beckett Hamilton	RW	5'11	173	64	23	34	57	14	-10
24	Landon MacSwain	LW	6'2.5	197	64	12	13	25	31	8
26	Talon Brigley	RW	5'11	176	64	19	16	35	41	-19
27	Matej Mikes	RW	6'3	213	44	11	13	24	24	-11

Team Staff

GOALIES

#	Name	Ht	Wt	GP	W	L	OTL	SL	SO	GAA	SV%
30	Koen Cleaver	6'2	190	42	10	26	1	1	1	4.90	0.864
31	Leif Oaten	6'3	194	29	6	17	2	0	1	4.01	0.881
35	Brody Rotar	6'2	199	3	1	1	0	0	0	2.58	0.894

SKATERS

#	Name	Pos	Ht	Wt	GP	G	A	Pts.	PIM	+/-
3	Will Scott	RD	6'0	191	56	2	20	22	17	-32
4	Carsen Adair	LD	6'3	197	62	4	10	14	65	-29
5	Grady Pichette	RD	6'4	192	56	3	10	13	10	-28
6	Brayden Smith	LD	6'1	181	26	0	5	5	10	-14
8	Nathan Maloney	RD	6'2	182	46	4	24	28	49	-18
9	Kade Duell	RW	5'8	152	62	18	25	43	30	-14
11	Kyle Heger	LD	6'1	192	61	11	22	33	33	-13
12	Tyden Lafournaise	RW	6'0	185	58	10	7	17	17	-39
13	Enzo DiDomenicantonio	C	5'10	160	22	0	6	6	6	-8
14	Jake Evans	LW	6'1	171	54	1	6	7	2	-25
15	Kayden Longley	LW	6'1.5	182	60	14	31	45	22	-18
16	Easton Daneault	C	5'9	160	64	12	39	51	28	-18
17	Kai Anderson	RW	6'2	180	64	14	6	20	4	-34
19	Oli Chenier	LW	5'10	188	56	9	15	24	32	3
21	Mykolas Skadauskas	LW	6'1	173	31	0	4	4	8	-23
22	Hudson Kibblewhite	C	6'1	174	50	14	15	29	2	-23
23	Matteo Fabrizi	LD	6'6	240	53	4	17	21	62	-19
24	Tomas Malinek	LD	6'1	183	56	2	4	6	39	-15
26	Andrew Petruk	C	6'3	200	25	4	4	8	50	-18
27	Gavin Lesiuk	LW	6'4	216	60	7	5	12	104	-45
28	Lukas Lima	RW	6'2	199	55	1	3	4	41	-33
29	Owen Berge	C	6'0	187	60	23	23	46	34	-21

Team Staff

Barclay Parneta	General Manager
Matt Anholt	Head Coach

Standings

Eastern Conference

East Division

Rank	Team	GP	GR	W	L	OTL	SL	PTS	PCT	GF	GA	PIM	RW	ROW	S/O	Home	Away	P10	STK
1	xy Prince Albert Raiders	66	2	50	10	5	1	106	0.803	302	165	740	44	47	3-1	25-4-3-1	25-6-2-0	7-2-0-1	4-0-0-0
2	x Brandon Wheat Kings	65	3	38	25	2	0	78	0.600	257	230	843	31	35	3-0	19-13-1-0	19-12-1-0	6-3-1-0	0-1-1-0
3	x Saskatoon Blades	65	3	33	25	5	2	73	0.562	214	214	684	27	31	2-2	16-13-2-1	17-12-3-1	6-3-1-0	3-0-1-0
4	Regina Pats	66	2	25	32	7	2	59	0.447	229	279	743	20	24	1-2	15-12-4-2	10-20-3-0	3-5-1-1	0-2-0-1
5	Moose Jaw Warriors	66	2	24	35	5	2	55	0.417	229	291	654	18	22	2-2	12-17-3-1	12-18-2-1	5-5-0-0	1-0-0-0
6	Swift Current Broncos	66	2	14	43	4	5	37	0.280	174	321	880	9	12	2-5	10-18-2-3	4-25-2-2	1-6-1-2	0-1-0-0

Central Division

Rank	Team	GP	GR	W	L	OTL	SL	PTS	PCT	GF	GA	PIM	RW	ROW	S/O	Home	Away	P10	STK
1	xy Medicine Hat Tigers	66	2	48	10	5	3	104	0.788	331	202	884	38	46	2-3	27-3-2-1	21-7-3-2	9-1-0-0	3-0-0-0
2	x Edmonton Oil Kings	65	3	42	18	3	2	89	0.685	273	202	832	37	41	1-2	22-6-2-2	20-12-1-0	6-4-0-0	0-1-0-0
3	x Calgary Hitmen	65	3	37	19	8	1	83	0.638	238	204	569	31	35	2-1	19-10-4-0	18-9-4-1	5-4-1-0	2-0-0-0
4	Red Deer Rebels	65	3	25	34	4	2	56	0.431	188	246	852	18	24	1-2	13-17-3-0	12-17-1-2	4-4-2-0	2-0-2-0
5	Lethbridge Hurricanes	65	3	17	44	3	1	38	0.292	189	305	716	12	17	0-1	11-20-0-1	6-24-3-0	1-7-2-0	0-5-1-0

Western Conference

B.C. Division

Rank	Team	GP	GR	W	L	OTL	SL	PTS	PCT	GF	GA	PIM	RW	ROW	S/O	Home	Away	P10	STK
1	xy Penticton Vees	66	2	42	14	6	4	94	0.712	261	187	659	36	39	3-4	20-8-4-1	22-6-2-3	6-2-2-0	1-0-1-0
2	x Prince George Cougars	66	2	42	22	2	0	86	0.652	239	184	845	30	38	4-0	22-12-0-0	20-10-2-0	8-2-0-0	6-0-0-0
3	x Kelowna Rockets	66	2	38	19	6	3	85	0.644	258	213	971	33	35	3-3	19-7-5-2	19-12-1-1	7-1-1-1	5-0-1-1
4	x Kamloops Blazers	66	2	29	24	7	6	71	0.538	253	244	604	24	28	1-6	17-8-7-1	12-16-0-5	4-5-0-1	0-2-0-1
5	Victoria Royals	66	2	28	29	6	3	65	0.492	205	247	677	21	25	3-3	15-12-2-3	13-17-4-0	3-6-1-0	0-1-0-0
6	Vancouver Giants	66	2	25	38	1	2	53	0.402	190	271	775	16	21	4-2	16-16-1-0	9-22-0-2	5-5-0-0	1-0-0-0

U.S. Division

Rank	Team	GP	GR	W	L	OTL	SL	PTS	PCT	GF	GA	PIM	RW	ROW	S/O	Home	Away	P10	STK
1	xyz Everett Silvertips	66	2	56	7	2	1	115	0.871	297	163	792	47	54	2-1	27-3-2-1	29-4-0-0	10-0-0-0	11-0-0-0
2	x Spokane Chiefs	65	3	35	29	1	0	71	0.546	214	200	787	30	33	2-0	17-14-1-0	18-15-0-0	7-3-0-0	3-0-0-0
3	Seattle Thunderbirds	65	3	28	27	6	4	66	0.508	210	234	977	24	26	2-4	19-8-5-1	9-19-1-3	5-2-2-1	1-0-1-0
4	Portland Winterhawks	66	2	29	30	6	1	65	0.492	227	256	912	24	27	2-1	17-11-4-1	12-19-2-0	4-5-1-0	0-1-1-0
5	Tri-City Americans	66	2	26	35	4	1	57	0.432	177	242	646	18	24	2-1	17-14-2-0	9-21-2-1	1-9-0-0	0-6-0-0
6	Wenatchee Wild	66	2	24	37	3	2	53	0.402	180	235	854	18	23	1-2	16-14-2-1	8-23-1-1	2-8-0-0	0-3-0-0

x = Clinched Playoff Position

y = Teams who have clinched Division title

z = Regular Season Champion

Tuesday, March 17 2026

Tri-City 1 at Penticton 6 (Final)
 Regina 4 at Prince Albert 8 (Final)
 Kamloops 2 at Prince George 3 (Final SO)
 Everett 5 at Victoria 2 (Final)

Wednesday, March 18 2026

Calgary at Edmonton 7:00 PM MDT
 Red Deer at Lethbridge 7:00 PM MDT
 Brandon at Saskatoon 7:00 PM CST

Friday, March 20 2026

Edmonton at Lethbridge 7:00 PM MDT
 Saskatoon at Prince Albert 7:00 PM CST
 Medicine Hat at Red Deer 7:00 PM MDT
 Brandon at Regina 7:00 PM CST
 Moose Jaw at Swift Current 7:00 PM CST
 Vancouver at Kamloops 7:00 PM PDT
 Everett at Wenatchee 7:00 PM PDT
 Kelowna at Penticton 7:05 PM PDT
 Spokane at Seattle 7:05 PM PDT
 Portland at Tri-City 7:05 PM PDT
 Prince George at Victoria 7:05 PM PDT

Wildcard Standings

Eastern Conference

East Division

Rank	Team	GP	W	L	OTL	SL	PTS	PCT	GF	GA	STK	P10
1	xy Prince Albert Raiders	66	50	10	5	1	106	0.803	302	165	4-0-0-0	7-2-0-1
2	x Brandon Wheat Kings	65	38	25	2	0	78	0.600	257	230	0-1-1-0	6-3-1-0
3	x Saskatoon Blades	65	33	25	5	2	73	0.562	214	214	3-0-1-0	6-3-1-0

Central Division

Rank	Team	GP	W	L	OTL	SL	PTS	PCT	GF	GA	STK	P10
1	xy Medicine Hat Tigers	66	48	10	5	3	104	0.788	331	202	3-0-0-0	9-1-0-0
2	x Edmonton Oil Kings	65	42	18	3	2	89	0.685	273	202	0-1-0-0	6-4-0-0
3	x Calgary Hitmen	65	37	19	8	1	83	0.638	238	204	2-0-0-0	5-4-1-0

Eastern Conference Wildcard

Rank	Team	GP	W	L	OTL	SL	PTS	PCT	GF	GA	STK	P10
7	Regina Pats	66	25	32	7	2	59	0.447	229	279	0-2-0-1	3-5-1-1
8	Red Deer Rebels	65	25	34	4	2	56	0.431	188	246	2-0-2-0	4-4-2-0
9	Moose Jaw Warriors	66	24	35	5	2	55	0.417	229	291	1-0-0-0	5-5-0-0
10	Lethbridge Hurricanes	65	17	44	3	1	38	0.292	189	305	0-5-1-0	1-7-2-0
11	Swift Current Broncos	66	14	43	4	5	37	0.280	174	321	0-1-0-0	1-6-1-2

Western Conference

B.C. Division

Rank	Team	GP	W	L	OTL	SL	PTS	PCT	GF	GA	STK	P10
1	xy Penticton Veeps	66	42	14	6	4	94	0.712	261	187	1-0-1-0	6-2-2-0
2	x Prince George Cougars	66	42	22	2	0	86	0.652	239	184	6-0-0-0	8-2-0-0
3	x Kelowna Rockets	66	38	19	6	3	85	0.644	258	213	5-0-1-1	7-1-1-1

U.S. Division

Rank	Team	GP	W	L	OTL	SL	PTS	PCT	GF	GA	STK	P10
1	xyz Everett Silvertips	66	56	7	2	1	115	0.871	297	163	11-0-0-0	10-0-0-0
2	x Spokane Chiefs	65	35	29	1	0	71	0.546	214	200	3-0-0-0	7-3-0-0
3	Seattle Thunderbirds	65	28	27	6	4	66	0.508	210	234	1-0-1-0	5-2-2-1

Western Conference Wildcard

Rank	Team	GP	W	L	OTL	SL	PTS	PCT	GF	GA	STK	P10
7	Seattle Thunderbirds	65	28	27	6	4	66	0.508	210	234	1-0-1-0	5-2-2-1
8	Portland Winterhawks	66	29	30	6	1	65	0.492	227	256	0-1-1-0	4-5-1-0
9	Victoria Royals	66	28	29	6	3	65	0.492	205	247	0-1-0-0	3-6-1-0
10	Tri-City Americans	66	26	35	4	1	57	0.432	177	242	0-6-0-0	1-9-0-0
11	Vancouver Giants	66	25	38	1	2	53	0.402	190	271	1-0-0-0	5-5-0-0
12	Wenatchee Wild	66	24	37	3	2	53	0.402	180	235	0-3-0-0	2-8-0-0

Conference Standings

Eastern Conference

Rank	Team	GP	GR	W	L	OTL	SL	PTS	PCT	GF	GA	S/O	RW	ROW	Home	Away	P10	STK
1	xy Prince Albert Raiders	66	2	50	10	5	1	106	0.803	302	165	3-1	44	47	25-4-3-1	25-6-2-0	7-2-0-1	4-0-0-0
2	xy Medicine Hat Tigers	66	2	48	10	5	3	104	0.788	331	202	2-3	38	46	27-3-2-1	21-7-3-2	9-1-0-0	3-0-0-0
3	x Edmonton Oil Kings	65	3	42	18	3	2	89	0.685	273	202	1-2	37	41	22-6-2-2	20-12-1-0	6-4-0-0	0-1-0-0
4	x Calgary Hitmen	65	3	37	19	8	1	83	0.638	238	204	2-1	31	35	19-10-4-0	18-9-4-1	5-4-1-0	2-0-0-0
5	x Brandon Wheat Kings	65	3	38	25	2	0	78	0.600	257	230	3-0	31	35	19-13-1-0	19-12-1-0	6-3-1-0	0-1-1-0
6	x Saskatoon Blades	65	3	33	25	5	2	73	0.562	214	214	2-2	27	31	16-13-2-1	17-12-3-1	6-3-1-0	3-0-1-0
7	Regina Pats	66	2	25	32	7	2	59	0.447	229	279	1-2	20	24	15-12-4-2	10-20-3-0	3-5-1-1	0-2-0-1
8	Red Deer Rebels	65	3	25	34	4	2	56	0.431	188	246	1-2	18	24	13-17-3-0	12-17-1-2	4-4-2-0	2-0-2-0
9	Moose Jaw Warriors	66	2	24	35	5	2	55	0.417	229	291	2-2	18	22	12-17-3-1	12-18-2-1	5-5-0-0	1-0-0-0
10	Lethbridge Hurricanes	65	3	17	44	3	1	38	0.292	189	305	0-1	12	17	11-20-0-1	6-24-3-0	1-7-2-0	0-5-1-0
11	Swift Current Broncos	66	2	14	43	4	5	37	0.280	174	321	2-5	9	12	10-18-2-3	4-25-2-2	1-6-1-2	0-1-0-0

Western Conference

Rank	Team	GP	GR	W	L	OTL	SL	PTS	PCT	GF	GA	S/O	RW	ROW	Home	Away	P10	STK
1	xyz Everett Silvertips	66	2	56	7	2	1	115	0.871	297	163	2-1	47	54	27-3-2-1	29-4-0-0	10-0-0-0	11-0-0-0
2	xy Penticton Vees	66	2	42	14	6	4	94	0.712	261	187	3-4	36	39	20-8-4-1	22-6-2-3	6-2-2-0	1-0-1-0
3	x Prince George Cougars	66	2	42	22	2	0	86	0.652	239	184	4-0	30	38	22-12-0-0	20-10-2-0	8-2-0-0	6-0-0-0
4	x Kelowna Rockets	66	2	38	19	6	3	85	0.644	258	213	3-3	33	35	19-7-5-2	19-12-1-1	7-1-1-1	5-0-1-1
5	x Spokane Chiefs	65	3	35	29	1	0	71	0.546	214	200	2-0	30	33	17-14-1-0	18-15-0-0	7-3-0-0	3-0-0-0
6	x Kamloops Blazers	66	2	29	24	7	6	71	0.538	253	244	1-6	24	28	17-8-7-1	12-16-0-5	4-5-0-1	0-2-0-1
7	Seattle Thunderbirds	65	3	28	27	6	4	66	0.508	210	234	2-4	24	26	19-8-5-1	9-19-1-3	5-2-2-1	1-0-1-0
8	Portland Winterhawks	66	2	29	30	6	1	65	0.492	227	256	2-1	24	27	17-11-4-1	12-19-2-0	4-5-1-0	0-1-1-0
9	Victoria Royals	66	2	28	29	6	3	65	0.492	205	247	3-3	21	25	15-12-2-3	13-17-4-0	3-6-1-0	0-1-0-0
10	Tri-City Americans	66	2	26	35	4	1	57	0.432	177	242	2-1	18	24	17-14-2-0	9-21-2-1	1-9-0-0	0-6-0-0
11	Vancouver Giants	66	2	25	38	1	2	53	0.402	190	271	4-2	16	21	16-16-1-0	9-22-0-2	5-5-0-0	1-0-0-0
12	Wenatchee Wild	66	2	24	37	3	2	53	0.402	180	235	1-2	18	23	16-14-2-1	8-23-1-1	2-8-0-0	0-3-0-0

Division leaders (marked with a *) are automatically seeded first and second.

x = Teams who have clinched a playoff spot.

y = Teams who have clinched Division title

Lethbridge Hurricanes 2025 - 26 Regular Season Game Schedule

Date	Opponent	Result	Record	Score	GWG	Goaltender	Opposing Goaltender
Sep. 19	Calgary	L	0-1-0-0	3-5		Koen Cleaver (4 GA, 20 SVS)	Anders Miller (3 GA, 20 SVS)
Sep. 20	at Calgary	W	1-1-0-0	4-0	Shane Smith	Koen Cleaver (0 GA, 28 SVS)	Eric Tu (3 GA, 28 SVS)
Sep. 26	Saskatoon	L	1-2-0-0	3-5		Koen Cleaver (4 GA, 34 SVS)	Evan Gardner (0 GA, 17 SVS)
Sep. 27	at Red Deer	L	1-3-0-0	2-4		Leif Oaten (3 GA, 27 SVS)	Chase Wutzke (2 GA, 16 SVS)
Oct. 03	Medicine Hat	L	1-4-0-0	2-4		Koen Cleaver (4 GA, 40 SVS)	Jordan Switzer (2 GA, 28 SVS)
Oct. 05	at Calgary	L	1-5-0-0	2-5		Leif Oaten (5 GA, 31 SVS)	Eric Tu (2 GA, 20 SVS)
Oct. 07	at Red Deer	W	2-5-0-0	3-2	Logan Wormald	Koen Cleaver (2 GA, 29 SVS)	Chase Wutzke (3 GA, 24 SVS)
Oct. 10	Portland	L	2-6-0-0	4-9		Koen Cleaver (9 GA, 28 SVS)	Ondrej Štěbeták (4 GA, 21 SVS)
Oct. 11	Red Deer	L	2-7-0-0	0-5		Leif Oaten (5 GA, 31 SVS)	Chase Wutzke (0 GA, 19 SVS)
Oct. 13	at Edmonton	L	2-8-0-0	2-6		Leif Oaten (6 GA, 30 SVS)	Ethan Simcoe (2 GA, 25 SVS)
Oct. 15	Spokane	SL	2-8-0-1	2-3 SO		Koen Cleaver (2 GA, 32 SVS)	Linus Vieillard (2 GA, 30 SVS)
Oct. 17	Calgary	W	3-8-0-1	7-6 OT	Kai Anderson	Leif Oaten (2 GA, 28 SVS)	Eric Tu (1 GA, 13 SVS)
Oct. 22	at Regina	L	3-9-0-1	3-6		Koen Cleaver (5 GA, 28 SVS)	Marek Schlenker (3 GA, 13 SVS)
Oct. 24	at Moose Jaw	L	3-10-0-1	2-4		Koen Cleaver (4 GA, 29 SVS)	Kyle Jones (2 GA, 23 SVS)
Oct. 25	at Brandon	L	3-11-0-1	0-7		Leif Oaten (7 GA, 28 SVS)	Jayden Kraus (0 GA, 33 SVS)
Oct. 29	Edmonton	L	3-12-0-1	6-8		Koen Cleaver (7 GA, 17 SVS)	Parker Snell (6 GA, 23 SVS)
Nov. 01	Tri-City	W	4-12-0-1	4-3 OT	Shane Smith	Koen Cleaver (3 GA, 26 SVS)	Ryan Grout (4 GA, 20 SVS)
Nov. 05	Prince Albert	L	4-13-0-1	1-2		Koen Cleaver (2 GA, 27 SVS)	Michal Orsulak (1 GA, 25 SVS)
Nov. 07	Brandon	W	5-13-0-1	8-7	Logan Wormald	Brody Rotar (0 GA, 17 SVS)	Filip Ruzicka (3 GA, 16 SVS)
Nov. 08	at Swift Current	L	5-14-0-1	2-5		Brody Rotar (4 GA, 12 SVS)	Joey Rocha (2 GA, 37 SVS)
Nov. 12	at Penticton	W	6-14-0-1	5-2	Logan Wormald	Koen Cleaver (2 GA, 40 SVS)	Andrew Reyelts (4 GA, 14 SVS)
Nov. 14	at Kelowna	W	7-14-0-1	5-4 OT	Kai Anderson	Koen Cleaver (4 GA, 32 SVS)	Josh Banini (5 GA, 21 SVS)
Nov. 15	at Kamloops	L	7-15-0-1	2-6		Leif Oaten (5 GA, 31 SVS)	Kaedon Tate (2 GA, 22 SVS)
Nov. 18	at Victoria	W	8-15-0-1	4-3	Hudson Kibblewhite	Koen Cleaver (3 GA, 29 SVS)	Ethan Eskit (4 GA, 19 SVS)
Nov. 19	at Vancouver	L	8-16-0-1	3-6		Leif Oaten (6 GA, 37 SVS)	Burke Hood (3 GA, 23 SVS)
Nov. 21	at Prince George	L	8-17-0-1	2-6		Koen Cleaver (4 GA, 1 SVS)	Alexander Levshyn (2 GA, 24 SVS)
Nov. 28	Moose Jaw	W	9-17-0-1	6-3	Hudson Kibblewhite	Koen Cleaver (3 GA, 28 SVS)	Kyle Jones (5 GA, 12 SVS)
Dec. 03	Red Deer	L	9-18-0-1	1-5		Koen Cleaver (5 GA, 29 SVS)	Matthew Kondro (1 GA, 19 SVS)
Dec. 05	Wenatchee	W	10-18-0-1	2-1	Grady Pichette	Leif Oaten (1 GA, 36 SVS)	Tobias Tvrznik (2 GA, 21 SVS)
Dec. 06	Calgary	L	10-19-0-1	1-4		Koen Cleaver (4 GA, 35 SVS)	Aidan Hesse (1 GA, 21 SVS)
Dec. 10	at Brandon	L	10-20-0-1	3-7		Koen Cleaver (6 GA, 36 SVS)	Jayden Kraus (3 GA, 21 SVS)
Dec. 12	at Saskatoon	L	10-21-0-1	3-8		Leif Oaten (8 GA, 32 SVS)	Evan Gardner (3 GA, 23 SVS)
Dec. 13	at Prince Albert	L	10-22-0-1	1-5		Koen Cleaver (5 GA, 28 SVS)	Steele Bass (1 GA, 18 SVS)
Dec. 16	Edmonton	W	11-22-0-1	3-2 OT	Matteo Fabrizi	Leif Oaten (2 GA, 27 SVS)	Ethan Simcoe (3 GA, 21 SVS)
Dec. 27	Medicine Hat	L	11-23-0-1	1-5		Koen Cleaver (5 GA, 30 SVS)	Jordan Switzer (1 GA, 15 SVS)
Dec. 28	at Edmonton	L	11-24-0-1	2-5		Leif Oaten (5 GA, 41 SVS)	Parker Snell (2 GA, 14 SVS)
Dec. 30	Edmonton	L	11-25-0-1	1-7		Koen Cleaver (7 GA, 30 SVS)	Ethan Simcoe (1 GA, 18 SVS)
Jan. 02	Swift Current	W	12-25-0-1	4-3 OT	Luke Cozens	Leif Oaten (3 GA, 31 SVS)	Archer Cooke (4 GA, 24 SVS)
Jan. 03	at Swift Current	L	12-26-0-1	4-7		Koen Cleaver (5 GA, 11 SVS)	Archer Cooke (4 GA, 20 SVS)
Jan. 07	Seattle	L	12-27-0-1	3-6		Leif Oaten (5 GA, 23 SVS)	Marek Sklenicka (3 GA, 26 SVS)
Jan. 10	at Medicine Hat	L	12-28-0-1	4-7		Koen Cleaver (7 GA, 40 SVS)	Jordan Switzer (4 GA, 17 SVS)
Jan. 11	at Calgary	L	12-29-0-1	1-5		Leif Oaten (4 GA, 22 SVS)	Aidan Hesse (1 GA, 32 SVS)
Jan. 14	Red Deer	L	12-30-0-1	3-4		Koen Cleaver (4 GA, 33 SVS)	Matthew Kondro (3 GA, 22 SVS)
Jan. 16	Prince Albert	L	12-31-0-1	1-3		Koen Cleaver (3 GA, 26 SVS)	Steele Bass (1 GA, 18 SVS)
Jan. 17	at Red Deer	L	12-32-0-1	0-5		Leif Oaten (5 GA, 39 SVS)	Matthew Kondro (0 GA, 14 SVS)
Jan. 21	Brandon	L	12-33-0-1	4-5		Koen Cleaver (4 GA, 21 SVS)	Filip Ruzicka (4 GA, 26 SVS)
Jan. 23	Regina	W	13-33-0-1	6-2	Andrew Petruk	Koen Cleaver (2 GA, 30 SVS)	Taylor Tabashniuk (4 GA, 13 SVS)
Jan. 28	Saskatoon	W	14-33-0-1	5-2	Hudson Kibblewhite	Koen Cleaver (2 GA, 36 SVS)	Ryley Budd (4 GA, 27 SVS)
Jan. 30	Calgary	W	15-33-0-1	4-1	Owen Berge	Leif Oaten (1 GA, 27 SVS)	Aidan Hesse (3 GA, 28 SVS)
Jan. 31	at Medicine Hat	L	15-34-0-1	4-8		Leif Oaten (4 GA, 24 SVS)	Carter Casey (4 GA, 17 SVS)
Feb. 06	at Prince Albert	L	15-35-0-1	0-6		Leif Oaten (3 GA, 25 SVS)	Steele Bass (0 GA, 14 SVS)
Feb. 07	at Saskatoon	W	16-35-0-1	4-2	Owen Berge	Koen Cleaver (2 GA, 33 SVS)	Evan Gardner (4 GA, 16 SVS)
Feb. 13	Everett	L	16-36-0-1	4-8		Koen Cleaver (8 GA, 42 SVS)	Raiden LeGall (4 GA, 12 SVS)
Feb. 15	at Red Deer	OTL	16-36-1-1	3-4 OT		Koen Cleaver (4 GA, 45 SVS)	Matthew Kondro (3 GA, 29 SVS)
Feb. 16	at Edmonton	L	16-37-1-1	2-3		Leif Oaten (3 GA, 24 SVS)	Parker Snell (2 GA, 27 SVS)
Feb. 20	Medicine Hat	L	16-38-1-1	0-3		Koen Cleaver (3 GA, 49 SVS)	Jordan Switzer (0 GA, 26 SVS)
Feb. 21	at Medicine Hat	OTL	16-38-2-1	3-4 OT		Leif Oaten (4 GA, 32 SVS)	Cash Christie (3 GA, 20 SVS)
Feb. 25	Moose Jaw	L	16-39-2-1	2-7		Koen Cleaver (7 GA, 23 SVS)	Chase Wutzke (2 GA, 28 SVS)
Feb. 27	Swift Current	W	17-39-2-1	6-0	Grady Pichette	Leif Oaten (0 GA, 21 SVS)	Aiden Eskit (6 GA, 22 SVS)
Feb. 28	at Edmonton	L	17-40-2-1	0-6		Koen Cleaver (5 GA, 14 SVS)	Parker Snell (0 GA, 20 SVS)
Mar. 06	at Regina	L	17-41-2-1	4-6		Leif Oaten (6 GA, 37 SVS)	Marek Schlenker (4 GA, 31 SVS)
Mar. 07	at Moose Jaw	L	17-42-2-1	3-7		Koen Cleaver (6 GA, 18 SVS)	Chase Wutzke (3 GA, 19 SVS)
Mar. 11	Regina	L	17-43-2-1	2-4		Leif Oaten (3 GA, 21 SVS)	Marek Schlenker (2 GA, 19 SVS)
Mar. 13	Medicine Hat	L	17-44-2-1	3-6		Koen Cleaver (5 GA, 34 SVS)	Jordan Switzer (3 GA, 31 SVS)

Mar. 14 at Medicine Hat OTL 17-44-3-1 5-6 OT

Mar. 18 Red Deer 7:00 pm MDT

Mar. 20 Edmonton 7:00 pm MDT

Mar. 21 at Calgary 6:00 pm MDT

* Overtime Game

** Shootout Game

Leif Oaten (6 GA, 38 SVS)

Jordan Switzer (5 GA, 12 SVS)

Red Deer Rebels 2025 - 26 Regular Season Game Schedule

Date	Opponent	Result	Record	Score	GWG	Goaltender	Opposing Goaltender
Sep. 19	Edmonton	L	0-1-0-0	2-4		Peyton Shore (4 GA, 22 SVS)	Ethan Simcoe (2 GA, 16 SVS)
Sep. 20	at Edmonton	L	0-2-0-0	1-4		Matthew Kondro (4 GA, 39 SVS)	Parker Snell (1 GA, 20 SVS)
Sep. 27	Lethbridge	W	1-2-0-0	4-2	Talon Brigley	Chase Wutzke (2 GA, 16 SVS)	Leif Oaten (3 GA, 27 SVS)
Oct. 03	at Saskatoon	L	1-3-0-0	2-4		Peyton Shore (4 GA, 29 SVS)	Evan Gardner (2 GA, 27 SVS)
Oct. 04	at Prince Albert	L	1-4-0-0	1-4		Chase Wutzke (4 GA, 24 SVS)	Dimitri Fortin (1 GA, 18 SVS)
Oct. 07	Lethbridge	L	1-5-0-0	2-3		Chase Wutzke (3 GA, 24 SVS)	Koen Cleaver (2 GA, 29 SVS)
Oct. 10	Moose Jaw	L	1-6-0-0	4-6		Peyton Shore (1 GA, 6 SVS)	Matthew Hutchison (4 GA, 31 SVS)
Oct. 11	at Lethbridge	W	2-6-0-0	5-0	Samuel Drancak	Chase Wutzke (0 GA, 19 SVS)	Leif Oaten (5 GA, 31 SVS)
Oct. 17	Portland	L	2-7-0-0	1-3		Chase Wutzke (2 GA, 25 SVS)	Ondrej Štěbeták (1 GA, 30 SVS)
Oct. 18	Spokane	L	2-8-0-0	2-3		Chase Wutzke (3 GA, 18 SVS)	Linus Vieillard (2 GA, 22 SVS)
Oct. 21	at Moose Jaw	SL	2-8-0-1	4-5 SO		Peyton Shore (4 GA, 21 SVS)	Matthew Hutchison (4 GA, 38 SVS)
Oct. 22	at Swift Current	W	3-8-0-1	4-3 OT	Matthew Gard	Chase Wutzke (3 GA, 30 SVS)	Aiden Eskit (4 GA, 21 SVS)
Oct. 24	Regina	W	4-8-0-1	5-2	Keith McInnis	Matthew Kondro (2 GA, 25 SVS)	Marek Schlenker (3 GA, 22 SVS)
Oct. 25	Calgary	L	4-9-0-1	1-2		Chase Wutzke (2 GA, 18 SVS)	Aidan Hesse (1 GA, 27 SVS)
Oct. 29	at Calgary	SL	4-9-0-2	3-4 SO		Matthew Kondro (3 GA, 32 SVS)	Aidan Hesse (3 GA, 19 SVS)
Nov. 01	Swift Current	W	5-9-0-2	3-1	Landon MacSwain	Matthew Kondro (1 GA, 23 SVS)	Joey Rocha (3 GA, 36 SVS)
Nov. 05	at Edmonton	L	5-10-0-2	3-7		Matthew Kondro (7 GA, 30 SVS)	Ethan Simcoe (3 GA, 24 SVS)
Nov. 07	at Regina	W	6-10-0-2	4-3	Ty Coupland	Peyton Shore (3 GA, 33 SVS)	Matthew Hutchison (4 GA, 22 SVS)
Nov. 09	at Moose Jaw	OTL	6-10-1-2	2-3 OT		Matthew Kondro (3 GA, 31 SVS)	Chase Wutzke (2 GA, 34 SVS)
Nov. 11	at Brandon	W	7-10-1-2	7-4	Landon MacSwain	Peyton Shore (4 GA, 37 SVS)	Jayden Kraus (5 GA, 31 SVS)
Nov. 15	Saskatoon	L	7-11-1-2	5-6		Matthew Kondro (6 GA, 27 SVS)	Evan Gardner (5 GA, 18 SVS)
Nov. 21	Medicine Hat	W	8-11-1-2	4-3 SO		Matthew Kondro (3 GA, 32 SVS)	Jordan Switzer (3 GA, 27 SVS)
Nov. 28	Edmonton	L	8-12-1-2	2-5		Peyton Shore (4 GA, 27 SVS)	Parker Snell (2 GA, 24 SVS)
Nov. 30	at Calgary	W	9-12-1-2	4-3	Landon MacSwain	Matthew Kondro (3 GA, 17 SVS)	Eric Tu (1 GA, 22 SVS)
Dec. 03	at Lethbridge	W	10-12-1-2	5-1	Matej Mikes	Matthew Kondro (1 GA, 19 SVS)	Koen Cleaver (5 GA, 29 SVS)
Dec. 05	at Edmonton	L	10-13-1-2	1-4		Peyton Shore (3 GA, 25 SVS)	Parker Snell (1 GA, 24 SVS)
Dec. 06	Prince Albert	L	10-14-1-2	3-7		Matthew Kondro (6 GA, 36 SVS)	Dimitri Fortin (3 GA, 15 SVS)
Dec. 12	at Calgary	L	10-15-1-2	1-4		Matthew Kondro (4 GA, 37 SVS)	Eric Tu (1 GA, 20 SVS)
Dec. 13	Calgary	L	10-16-1-2	0-9		Matthew Kondro (4 GA, 8 SVS)	Eric Tu (0 GA, 26 SVS)
Dec. 16	Brandon	L	10-17-1-2	1-2		Matthew Kondro (2 GA, 22 SVS)	Filip Ruzicka (1 GA, 26 SVS)
Dec. 27	Edmonton	OTL	10-17-2-2	2-3 OT		Matthew Kondro (3 GA, 27 SVS)	Ethan Simcoe (2 GA, 26 SVS)
Dec. 28	at Medicine Hat	L	10-18-2-2	4-7		Peyton Shore (7 GA, 24 SVS)	Carter Casey (4 GA, 18 SVS)
Dec. 30	Medicine Hat	L	10-19-2-2	0-8		Matthew Kondro (8 GA, 33 SVS)	Jordan Switzer (0 GA, 23 SVS)
Jan. 01	at Edmonton	L	10-20-2-2	1-5		Matthew Kondro (5 GA, 19 SVS)	Parker Snell (1 GA, 16 SVS)
Jan. 03	Seattle	W	11-20-2-2	5-3	Noah Chadi	Peyton Shore (3 GA, 33 SVS)	Grayson Malinoski (4 GA, 19 SVS)
Jan. 07	at Brandon	W	12-20-2-2	4-0	Matus Lisy	Peyton Shore (0 GA, 35 SVS)	Jayden Kraus (4 GA, 38 SVS)
Jan. 09	at Regina	L	12-21-2-2	2-5		Peyton Shore (4 GA, 24 SVS)	Marek Schlenker (2 GA, 28 SVS)
Jan. 10	at Swift Current	W	13-21-2-2	3-2 OT	Beckett Hamilton	Matthew Kondro (2 GA, 22 SVS)	Archer Cooke (3 GA, 37 SVS)
Jan. 14	at Lethbridge	W	14-21-2-2	4-3	Cameron Kuzma	Matthew Kondro (3 GA, 22 SVS)	Koen Cleaver (4 GA, 33 SVS)
Jan. 16	Tri-City	L	14-22-2-2	3-5		Peyton Shore (4 GA, 27 SVS)	Xavier Wendt (3 GA, 42 SVS)
Jan. 17	Lethbridge	W	15-22-2-2	5-0	Beckett Hamilton	Matthew Kondro (0 GA, 14 SVS)	Leif Oaten (5 GA, 39 SVS)
Jan. 20	Regina	W	16-22-2-2	2-1 OT	Kalder Varga	Matthew Kondro (1 GA, 29 SVS)	Marek Schlenker (2 GA, 44 SVS)
Jan. 23	Calgary	L	16-23-2-2	1-5		Matthew Kondro (4 GA, 37 SVS)	Aidan Hesse (1 GA, 35 SVS)
Jan. 25	at Penticton	L	16-24-2-2	3-5		Peyton Shore (5 GA, 32 SVS)	Andrew Reyelts (3 GA, 36 SVS)
Jan. 27	at Kelowna	L	16-25-2-2	3-5		Matthew Kondro (5 GA, 23 SVS)	Harrison Boettiger (3 GA, 23 SVS)
Jan. 28	at Kamloops	L	16-26-2-2	2-5		Matthew Kondro (4 GA, 34 SVS)	Logan Edmonstone (2 GA, 18 SVS)
Jan. 31	at Victoria	L	16-27-2-2	3-6		Peyton Shore (6 GA, 27 SVS)	Ethan Eskit (3 GA, 25 SVS)
Feb. 01	at Vancouver	W	17-27-2-2	2-1	Nate Yellowaga	Matthew Kondro (1 GA, 21 SVS)	Kelton Pyne (2 GA, 35 SVS)
Feb. 03	at Prince George	W	18-27-2-2	3-2	Patrick Sopiartz	Matthew Kondro (2 GA, 27 SVS)	Alexander Levshyn (3 GA, 23 SVS)
Feb. 07	Moose Jaw	W	19-27-2-2	5-2	Tyson Yaremko	Matthew Kondro (2 GA, 28 SVS)	Chase Wutzke (4 GA, 43 SVS)
Feb. 10	Everett	L	19-28-2-2	3-6		Matthew Kondro (5 GA, 26 SVS)	Raiden LeGall (3 GA, 33 SVS)
Feb. 13	Medicine Hat	W	20-28-2-2	5-4 OT	Poul Andersen	Matthew Kondro (4 GA, 54 SVS)	Carter Casey (5 GA, 19 SVS)
Feb. 15	Lethbridge	W	21-28-2-2	4-3 OT	Poul Andersen	Matthew Kondro (3 GA, 29 SVS)	Koen Cleaver (4 GA, 45 SVS)
Feb. 16	at Medicine Hat	L	21-29-2-2	1-10		Peyton Shore (10 GA, 28 SVS)	Jordan Switzer (1 GA, 22 SVS)
Feb. 20	Saskatoon	L	21-30-2-2	2-5		Matthew Kondro (5 GA, 26 SVS)	Evan Gardner (2 GA, 22 SVS)
Feb. 22	at Calgary	L	21-31-2-2	1-2		Matthew Kondro (2 GA, 38 SVS)	Aidan Hesse (1 GA, 31 SVS)
Feb. 27	Edmonton	L	21-32-2-2	0-2		Matthew Kondro (1 GA, 21 SVS)	Parker Snell (0 GA, 34 SVS)
Feb. 28	Swift Current	W	22-32-2-2	4-2	Owen DeWitt	Matthew Kondro (2 GA, 19 SVS)	Archer Cooke (3 GA, 29 SVS)
Mar. 03	at Prince Albert	W	23-32-2-2	4-3	Cameron Kuzma	Matthew Kondro (3 GA, 45 SVS)	Steele Bass (4 GA, 32 SVS)
Mar. 04	at Saskatoon	L	23-33-2-2	2-3		Matthew Kondro (3 GA, 33 SVS)	Evan Gardner (2 GA, 33 SVS)
Mar. 06	at Medicine Hat	L	23-34-2-2	4-8		Peyton Shore (7 GA, 29 SVS)	Carter Casey (4 GA, 24 SVS)
Mar. 07	Prince Albert	W	24-34-2-2	3-1	Owen DeWitt	Matthew Kondro (1 GA, 28 SVS)	Steele Bass (2 GA, 18 SVS)
Mar. 10	Wenatchee	OTL	24-34-3-2	4-5 OT		Matthew Kondro (5 GA, 34 SVS)	Cal Conway (4 GA, 24 SVS)
Mar. 13	Brandon	W	25-34-3-2	3-2 OT	Beckett Hamilton	Matthew Kondro (2 GA, 39 SVS)	Filip Ruzicka (3 GA, 24 SVS)

Mar. 14 Calgary OTL 25-34-4-2 5-6 OT

Matthew Kondro (6 GA, 31 SVS) Eric Tu (2 GA, 21 SVS)

Mar. 18 at Lethbridge 7:00 pm MDT

Mar. 20 Medicine Hat 7:00 pm MDT

Mar. 21 at Medicine Hat 7:00 pm MDT

* Overtime Game

** Shootout Game

Leaders (Overall)

Top 20 Scorers

Rank	Player	Team	GP	G	A	PTS
1	Markus Ruck	MH	66	20	82	102
2	Liam Ruck	MH	66	43	56	99
3	Cameron Schmidt	SEA	69	45	49	94
4	*JP Hurlbert	KAM	66	39	54	93
5	Tij Iginla	KEL	46	41	48	89
6	Alex Weiermair	POR	64	37	52	89
7	*Matias Vanhanen	EVT	60	21	66	87
8	Luke Mistelbacher	BDN	64	40	44	84
9	*Jacob Kvasnicka	PEN	63	35	49	84
10	Jonas Woo	MH	55	28	56	84
11	Jaxon Jacobson	BDN	60	25	59	84
12	Nathan Behm	KAM	65	37	46	83
13	Lukas Sawchyn	EDM	65	25	58	83
14	Bryce Pickford	MH	54	44	38	82
15	Miroslav Holinka	EDM	58	37	43	80
16	Julien Maze	CGY	66	38	40	78
17	Terik Parascak	PG	60	33	45	78
18	Carter Bear	EVT	52	36	40	76
19	Julius Miettinen	EVT	51	34	41	75
20	Daxon Rudolph	PA	66	28	46	74

Goals

Rank	Player	Team	GP	G
1	Cameron Schmidt	SEA	69	45
2	Bryce Pickford	MH	54	44
3	Liam Ruck	MH	66	43
4	Tij Iginla	KEL	46	41
5	Luke Mistelbacher	BDN	64	40

Assists

Rank	Player	Team	GP	A
1	Markus Ruck	MH	66	82
2	*Matias Vanhanen	EVT	60	66
3	Jaxon Jacobson	BDN	60	59
4	Lukas Sawchyn	EDM	65	58
5	Several Players Tied			56

Penalty Minutes

Rank	Player	Team	GP	PIM
1	Brady Ness	MJ	60	137
2	Brayden Holberton	SEA	60	125
3	Dawson Gerwing	KEL	61	122
4	Nate Corbet	KEL	47	113
5	Aiden Foster	PG	63	113

Minor Penalties

Rank	Player	Team	GP	MinPen
1	Aiden Foster	PG	63	44
2	Tarin Smith	EVT	64	43
3	Matej Pekar	SEA	60	43
4	Brady Ness	MJ	60	41
5	Dawson Gerwing	KEL	61	41

Major Penalties

Rank	Player	Team	GP	MajPen
1	Brayden Holberton	SEA	60	13
2	Brady Ness	MJ	60	11
3	Nate Corbet	KEL	47	11
4	Nathan Brown	POR	53	10
5	*Alexandre Andre	WEN	48	9

Power Play Goals

Rank	Player	Team	GP	PPG
1	Bryce Pickford	MH	54	19
2	Kooper Gizowski	PG	65	17
3	Carter Bear	EVT	52	16
4	Liam Ruck	MH	66	16
5	Rowan Calvert	SAS	65	15

Short Handed Goals

Rank	Player	Team	GP	SHG
1	Several Players Tied			4

Shots

Rank	Player	Team	GP	Shots
1	Luke Mistelbacher	BDN	64	289
2	*JP Hurlbert	KAM	66	285
3	Cameron Schmidt	SEA	69	269
4	Landon DuPont	EVT	61	268
5	Bryce Pickford	MH	54	258

Shooting Percentage

Rank	Player	Team	GP	Goals	Shots	PCT
1	Shea Busch	EVT	12	13	45	28.9
2	*Chase Surkan	BDN	42	20	74	27.0
3	*Alisher Sarkenov	PA	45	20	82	24.4
4	*Kale Dach	CGY	61	34	152	22.4
5	*Tomas Poletin	KEL	41	20	91	22.0

Game Winning Goals

Rank	Player	Team	GP	GWG
1	Bryce Pickford	MH	54	11
2	Miroslav Holinka	EDM	58	10
3	Kooper Gizowski	PG	65	9
4	Liam Ruck	MH	66	9
5	Cameron Schmidt	SEA	69	9

Plus/Minus

Rank	Player	Team	GP	+/-
1	Tarin Smith	EVT	64	65
2	Julius Miettinen	EVT	51	61
3	Jonas Woo	MH	55	61
4	*Matias Vanhanen	EVT	60	60
5	Landon DuPont	EVT	61	60

Shootout Goals

Rank	Player	Team	SOG	SOA
1	Roan Woodward	VIC	4	6
2	Cruz Pavao	TC	3	3
3	*Dmitri Yakutsenak	PG	3	3
4	*Tomas Poletin	KEL	3	4
5	*Ludovic Perreault	VIC	3	5

Shootout Percentage

Rank	Player	Team	SOG	SOA	SO%
1	Several Players Tied				100.0

Leading Goalies

Top 15 Goalies (by GAA)

Rank	Player	Team	GP	Mins	W	L	OTL	SOL	SO	GA	GAA	SOW	SOL	SOGA	SOA	SO%	SA	SVS	SV%
1	Anders Miller	EVT	35	2026	30	5	0	0	4	75	2.22	1	0	0	2	1.000	909	834	0.917
2	* Michal Orsulak	PA	35	2079	27	4	3	1	3	79	2.28	3	1	1	11	0.909	832	753	0.905
3	Andrew Reyelts	PEN	42	2460	28	6	6	2	3	102	2.49	2	2	3	14	0.786	1072	970	0.905
4	Joshua Ravensbergen	PG	45	2615	31	13	0	0	4	109	2.50	3	0	1	15	0.933	1342	1233	0.919
5	* Eric Tu	CGY	43	2428	24	13	6	0	2	109	2.69	1	0	1	7	0.857	1110	1001	0.902
6	Ethan McCallum	PEN	33	1721	17	10	0	1	3	78	2.72	1	1	1	6	0.833	816	738	0.904
7	Raiden LeGall	EVT	36	2058	27	3	2	1	2	94	2.74	1	1	3	6	0.500	891	797	0.895
8	Carter Esler	SPO	42	2402	23	18	0	0	5	113	2.82	1	0	0	3	1.000	1154	1041	0.902
9	Jordan Switzer	MH	43	2424	29	7	2	2	2	115	2.85	1	2	4	9	0.556	1038	923	0.889
10	* Harrison Boettiger	KEL	40	2313	25	9	4	1	0	110	2.85	1	1	2	5	0.600	1222	1112	0.910
11	* Parker Snell	EDM	31	1766	19	9	1	0	3	84	2.85	0	0	0	0	0.000	762	678	0.890
12	Evan Gardner	SAS	49	2716	24	15	4	2	3	133	2.94	1	2	3	8	0.625	1369	1236	0.903
13	Linus Vieillard	SPO	26	1430	12	10	1	0	1	71	2.98	1	0	0	3	1.000	663	592	0.893
14	Ethan Simcoe	EDM	37	2132	23	9	2	2	0	106	2.98	1	2	3	7	0.571	932	826	0.886
15	Several Goaltenders Tied										3.02								

Wins

Rank	Player	Team	W
1	Joshua Ravensbergen	PG	31
2	Anders Miller	EVT	30
3	Jordan Switzer	MH	29
4	Andrew Reyelts	PEN	28
5	Several Goaltenders Tied		27

Saves

Rank	Player	Team	SVS
1	Ethan Eskit	VIC	1370
2	Logan Edmonstone	KAM	1364
3	Chase Wutzke	MJ	1362
4	Ondrej Štěbeták	POR	1360
5	* Tobias Tvrznik	WEN	1241

Losses

Rank	Player	Team	L
1	Koen Cleaver	LET	26
2	Chase Wutzke	MJ	23
3	Ethan Eskit	VIC	20
4	Several Goaltenders Tied		19

Save Percentage

Rank	Player	Team	GA	SVS	SV%
1	Joshua Ravensbergen	PG	109	1233	0.919
2	Anders Miller	EVT	75	834	0.917
3	* Tobias Tvrznik	WEN	118	1241	0.913
4	* Harrison Boettiger	KEL	110	1112	0.910
5	* Xavier Wendt	TC	124	1226	0.908

Mins

Rank	Player	Team	Mins
1	Ethan Eskit	VIC	2924
2	Logan Edmonstone	KAM	2844
3	Evan Gardner	SAS	2716
4	Ondrej Štěbeták	POR	2703
5	Joshua Ravensbergen	PG	2615

Shootout Wins

Rank	Player	Team	SOW
1	Joshua Ravensbergen	PG	3
2	* Filip Ruzicka	BDN	3
3	* Michal Orsulak	PA	3
4	Several Goaltenders Tied		2

Shutouts

Rank	Player	Team	SO
1	Carter Esler	SPO	5
2	Anders Miller	EVT	4
3	Joshua Ravensbergen	PG	4
4	Logan Edmonstone	KAM	4
5	Several Goaltenders Tied		3

Shootout Percentage

Rank	Player	Team	Saves	Att	SO%
1	* Filip Ruzicka	BDN	6	6	1.000
2	Joshua Ravensbergen	PG	14	15	0.933
3	* Michal Orsulak	PA	10	11	0.909
4	Ondrej Štěbeták	POR	13	15	0.867
5	* Eric Tu	CGY	6	7	0.857

* indicates rookie

Leaders (Rookies)

Top 20 Scorers

Rank	Player	Team	GP	G	A	PTS
1	* JP Hurlbert	KAM	66	39	54	93
2	* Matias Vanhanen	EVT	60	21	66	87
3	* Jacob Kvasnicka	PEN	63	35	49	84
4	* Kale Dach	CGY	61	34	39	73
5	* Andrei Molgachev	CGY	59	28	30	58
6	* Josh Toll	WEN	65	4	49	53
7	* Jonah Sivertson	PA	64	23	29	52
8	* Easton Daneault	LET	64	12	39	51
9	* Noah Davidson	MH	65	29	21	50
10	* Dmitri Yakutsenak	PG	63	25	25	50
11	* Brock England	SEA	61	20	30	50
12	* Yaroslav Bryzgalov	MH	62	10	40	50
13	* Ben MacBeath	CGY	65	7	42	49
14	* Timofei Runtso	VIC	66	11	33	44
15	* Andrew O'Neill	EDM	65	20	23	43
16	* Kade Stengrim	MH	64	23	18	41
17	* Poul Andersen	RD	61	21	18	39
18	* Mason Kraft	WEN	52	14	25	39
19	Several Players Tied					38

Goals

Rank	Player	Team	GP	G
1	* JP Hurlbert	KAM	66	39
2	* Jacob Kvasnicka	PEN	63	35
3	* Kale Dach	CGY	61	34
4	* Noah Davidson	MH	65	29
5	* Andrei Molgachev	CGY	59	28

Assists

Rank	Player	Team	GP	A
1	* Matias Vanhanen	EVT	60	66
2	* JP Hurlbert	KAM	66	54
3	* Jacob Kvasnicka	PEN	63	49
4	* Josh Toll	WEN	65	49
5	* Ben MacBeath	CGY	65	42

Penalty Minutes

Rank	Player	Team	GP	PIM
1	* Alexandre Andre	WEN	48	77
2	* Jake Gustafson	POR	66	68
3	* Luke Wilfley	POR	64	64
4	* Gunnar Gleasman	BDN	44	63
5	* Dylan Dean	EDM	49	57

Minor Penalties

Rank	Player	Team	GP	MinPen
1	* Jake Gustafson	POR	66	29
2	* Dylan Dean	EDM	49	26
3	* Owen Hayden	KEL	42	23
4	* Rui Han	WEN	46	23
5	* Gavin Burcar	SPO	60	21

Major Penalties

Rank	Player	Team	GP	MajPen
1	* Alexandre Andre	WEN	48	9
2	* Luke Wilfley	POR	64	6
3	* Brock Burch	SC	47	6
4	* Jack Finnegan	PG	27	6
5	Several Players Tied			5

Power Play Goals

Rank	Player	Team	GP	PPG
1	* Chase Surkan	BDN	42	13
2	* Kale Dach	CGY	61	12
3	* Jacob Kvasnicka	PEN	63	10
4	* Dmitri Yakutsenak	PG	63	10
5	* Andrei Molgachev	CGY	59	9

Short Handed Goals

Rank	Player	Team	GP	SHG
1	* Jacob Kvasnicka	PEN	63	4
2	Several Players Tied			2

Shots

Rank	Player	Team	GP	Shots
1	* JP Hurlbert	KAM	66	285
2	* Jacob Kvasnicka	PEN	63	194
3	* Brock England	SEA	61	172
4	* Jonah Sivertson	PA	64	157
5	* Timofei Runtso	VIC	66	156

Shooting Percentage

Rank	Player	Team	GP	Goals	Shots	PCT
1	* Chase Surkan	BDN	42	20	74	27.0
2	* Alisher Sarkenov	PA	45	20	82	24.4
3	* Kale Dach	CGY	61	34	152	22.4
4	* Tomas Poletin	KEL	41	20	91	22.0
5	* Noah Davidson	MH	65	29	134	21.6

Game Winning Goals

Rank	Player	Team	GP	GWG
1	* Kale Dach	CGY	61	8
2	* Matias Vanhanen	EVT	60	6
3	* Jacob Kvasnicka	PEN	63	6
4	Several Players Tied			5

Plus/Minus

Rank	Player	Team	GP	+/-
1	* Matias Vanhanen	EVT	60	60
2	* Bennett Kelly	PA	64	48
3	* Noah Davidson	MH	65	45
4	* Jonah Sivertson	PA	64	44
5	Several Players Tied			32

Shootout Goals

Rank	Player	Team	SOG	SOA
1	* Dmitri Yakutsenak	PG	3	3
2	* Tomas Poletin	KEL	3	4
3	* Ludovic Perreault	VIC	3	5
4	Several Players Tied			2

Shootout Percentage

Rank	Player	Team	SOG	SOA	SO%
1	* Dmitri Yakutsenak	PG	3	3	100.0
2	* Kale Dach	CGY	2	2	100.0
3	* Mason Kraft	WEN	2	2	100.0
4	* Tomas Poletin	KEL	3	4	75.0
5	Several Players Tied				66.7

Leaders (Defencemen)

Top 20 Scorers

Rank	Player	Team	GP	G	A	PTS
1	Jonas Woo	MH	55	28	56	84
2	Bryce Pickford	MH	54	44	38	82
3	Daxon Rudolph	PA	66	28	46	74
4	Carson Carels	PG	57	20	53	73
5	Landon DuPont	EVT	61	18	53	71
6	Carter Sotheran	EDM	65	19	51	70
7	Tarin Smith	EVT	64	16	54	70
8	Mazden Leslie	KEL	65	18	50	68
9	Grayson Burzynski	BDN	59	11	47	58
10	Ethan MacKenzie	EDM	57	21	35	56
11	Ryan Lin	VAN	51	14	42	56
12	Aiden Ziprick	MJ	66	18	36	54
13	* Josh Toll	WEN	65	4	49	53
14	Ephram McNutt	REG	64	12	40	52
15	Ethan Weber	PEN	66	13	37	50
16	* Ben MacBeath	CGY	65	7	42	49
17	Nolan Stevenson	PEN	66	11	35	46
18	Justice Christensen	PA	62	16	29	45
19	Brayden Klimpke	SAS	65	4	41	45
20	* Timofei Runtso	VIC	66	11	33	44

Goals

Rank	Player	Team	GP	G
1	Bryce Pickford	MH	54	44
2	Jonas Woo	MH	55	28
3	Daxon Rudolph	PA	66	28
4	Ethan MacKenzie	EDM	57	21
5	Carson Carels	PG	57	20

Assists

Rank	Player	Team	GP	A
1	Jonas Woo	MH	55	56
2	Tarin Smith	EVT	64	54
3	Carson Carels	PG	57	53
4	Landon DuPont	EVT	61	53
5	Carter Sotheran	EDM	65	51

Penalty Minutes

Rank	Player	Team	GP	PIM
1	Brady Ness	MJ	60	137
2	Nate Corbet	KEL	47	113
3	Seth Fryer	VIC	60	110
4	Tarin Smith	EVT	64	96
5	Jaxen Adam	TC	64	95

Minor Penalties

Rank	Player	Team	GP	MinPen
1	Tarin Smith	EVT	64	43
2	Brady Ness	MJ	60	41
3	Seth Fryer	VIC	60	40
4	Jaxen Adam	TC	64	40
5	Noa Ta'amu	EDM	59	36

Major Penalties

Rank	Player	Team	GP	MajPen
1	Brady Ness	MJ	60	11
2	Nate Corbet	KEL	47	11
3	Jaxson Pawlenchuk	VAN	40	8
4	Max Lavoie	BDN	64	7
5	Nigel Boehm	BDN	60	7

Power Play Goals

Rank	Player	Team	GP	PPG
1	Bryce Pickford	MH	54	19
2	Daxon Rudolph	PA	66	13
3	Jonas Woo	MH	55	9
4	Ethan MacKenzie	EDM	57	9
5	Aiden Ziprick	MJ	66	8

Short Handed Goals

Rank	Player	Team	GP	SHG
1	Jonas Woo	MH	55	4
2	Mazden Leslie	KEL	65	2
3	Several Players Tied			1

Shots

Rank	Player	Team	GP	Shots
1	Landon DuPont	EVT	61	268
2	Bryce Pickford	MH	54	258
3	Tarin Smith	EVT	64	250
4	Mazden Leslie	KEL	65	235
5	Carter Sotheran	EDM	65	233

Shooting Percentage

Rank	Player	Team	GP	Goals	Shots	PCT
1	Nolan Paquette	MJ	27	8	44	18.2
2	Bryce Pickford	MH	54	44	258	17.1
3	Kayd Ruedig	EVT	65	16	103	15.5
4	Jonas Woo	MH	55	28	185	15.1
5	Josh Lee	EDM	63	8	55	14.5

Game Winning Goals

Rank	Player	Team	GP	GWG
1	Bryce Pickford	MH	54	11
2	Mazden Leslie	KEL	65	7
3	Landon DuPont	EVT	61	6
4	Daxon Rudolph	PA	66	6
5	Jonas Woo	MH	55	4

Plus/Minus

Rank	Player	Team	GP	+/-
1	Tarin Smith	EVT	64	65
2	Jonas Woo	MH	55	61
3	Landon DuPont	EVT	61	60
4	Linden Burrett	PA	62	56
5	Bryce Pickford	MH	54	53

Shootout Goals

Rank	Player	Team	SOG	SOA
1	* Colt Carter	MJ	1	1
2	Aiden Ziprick	MJ	1	1
3	Isa Guram	KAM	1	3
4	Ryan Lin	VAN	1	4
5	Ethan Weber	PEN	1	4

Shootout Percentage

Rank	Player	Team	SOG	SOA	50%
1	Isa Guram	KAM	1	3	33.3
2	Ryan Lin	VAN	1	4	25.0
3	Ethan Weber	PEN	1	4	25.0

Specialty Team Records

Team Power Play

Rank	Team	GP	ADV	GF	PP%	SHGA
1	Calgary Hitmen	65	234	76	32.5	5
2	Prince George Cougars	66	224	71	31.7	4
3	Medicine Hat Tigers	66	209	66	31.6	2
4	Everett Silvertips	66	236	72	30.5	6
5	Prince Albert Raiders	66	230	64	27.8	6
6	Penticton Vees	66	211	57	27.0	5
7	Kamloops Blazers	66	217	57	26.3	8
8	Moose Jaw Warriors	66	206	53	25.7	4
9	Saskatoon Blades	65	232	59	25.4	6
10	Regina Pats	66	253	64	25.3	10
11	Brandon Wheat Kings	65	237	57	24.1	7
12	Kelowna Rockets	66	248	58	23.4	4
13	Edmonton Oil Kings	65	247	53	21.5	11
14	Victoria Royals	66	242	50	20.7	3
15	Lethbridge Hurricanes	65	228	47	20.6	11
16	Portland Winterhawks	66	282	58	20.6	10
17	Red Deer Rebels	65	235	43	18.3	8
18	Vancouver Giants	66	212	38	17.9	7
19	Seattle Thunderbirds	66	272	48	17.6	13
20	Edmonton Oil Kings	65	245	42	17.1	7
21	Tri-City Americans	66	205	35	17.1	8
22	Swift Current Broncos	66	236	40	16.9	9
23	Spokane Chiefs	65	228	37	16.2	5

Team Penalty Kill

Rank	Team	GP	TSH	PPGA	PK%	SHGF
1	Prince George Cougars	66	228	41	82.0	8
2	Wenatchee Wild	66	264	48	81.8	5
3	Penticton Vees	66	212	39	81.6	7
4	Calgary Hitmen	65	194	38	80.4	2
5	Kelowna Rockets	66	264	52	80.3	12
6	Everett Silvertips	66	252	50	80.2	5
7	Medicine Hat Tigers	66	262	54	79.4	13
8	Victoria Royals	66	207	43	79.2	5
9	Edmonton Oil Kings	65	269	56	79.2	11
10	Spokane Chiefs	65	262	55	79.0	9
11	Prince Albert Raiders	66	214	46	78.5	3
12	Seattle Thunderbirds	65	272	62	77.2	11
13	Saskatoon Blades	65	206	49	76.2	4
14	Kamloops Blazers	66	199	49	75.4	8
15	Tri-City Americans	66	193	48	75.1	4
16	Brandon Wheat Kings	65	244	62	74.6	2
17	Red Deer Rebels	65	251	67	73.3	3
18	Portland Winterhawks	66	236	64	72.9	10
19	Regina Pats	66	237	65	72.6	7
20	Lethbridge Hurricanes	65	214	59	72.4	7
21	Vancouver Giants	66	244	68	72.1	7
22	Swift Current Broncos	66	248	70	71.8	7
23	Moose Jaw Warriors	66	197	60	69.5	9

Team Overtime Performance

Rank	Team	GP	W	L	SW	SL	PTS	PCT
1	Prince George Cougars	14	8	2	4	0	26	0.000
2	Medicine Hat Tigers	18	8	5	2	3	28	0.000
3	Everett Silvertips	12	7	2	2	1	21	0.000
4	Red Deer Rebels	13	6	4	1	2	20	0.000
5	Tri-City Americans	13	6	4	2	1	21	0.000
6	Vancouver Giants	12	5	1	4	2	21	0.000
7	Lethbridge Hurricanes	9	5	3	0	1	14	0.000
8	Wenatchee Wild	11	5	3	1	2	17	0.000
9	Brandon Wheat Kings	9	4	2	3	0	16	0.000
10	Edmonton Oil Kings	10	4	3	1	2	15	0.000
11	Moose Jaw Warriors	13	4	5	2	2	19	0.000
12	Saskatoon Blades	13	4	5	2	2	19	0.000
13	Victoria Royals	16	4	6	3	3	23	0.000
14	Kamloops Blazers	18	4	7	1	6	23	0.000
15	Regina Pats	14	4	7	1	2	19	0.000
16	Calgary Hitmen	15	4	8	2	1	21	0.000
17	Spokane Chiefs	6	3	1	2	0	11	0.000
18	Swift Current Broncos	14	3	4	2	5	19	0.000
19	Prince Albert Raiders	12	3	5	3	1	18	0.000
20	Penticton Vees	16	3	6	3	4	22	0.000
21	Portland Winterhawks	12	3	6	2	1	17	0.000
22	Kelowna Rockets	14	2	6	3	3	19	0.000
23	Seattle Thunderbirds	14	2	6	2	4	18	0.000

Player Streaks

Player Goal Streaks (Current)

Rank	GP	Player	Team	From	To	Goals	Assists	Points
1	4	Max Heise	PA	Mar 8, 2026	Mar 17, 2026	4	1	5
2	3	Nolan Stewart	VIC	Mar 13, 2026	Mar 17, 2026	3	1	4
3	3	Cooper Williams	SAS	Mar 6, 2026	Mar 14, 2026	3	1	4
4	3	Julius Miettinen	EVT	Mar 14, 2026	Mar 17, 2026	3	0	3
5	* 3	Carter Moen	SC	Mar 11, 2026	Mar 14, 2026	3	0	3

Player Goal Streaks (All Season)

Rank	GP	Player	Team	From	To	Goals	Assists	Points
1	9	Liam Ruck	MH	Dec 13, 2025	Jan 10, 2026	11	12	23
2	8	Bryce Pickford	MH	Dec 3, 2025	Dec 28, 2025	14	7	21
3	8	Bryce Pickford	MH	Feb 21, 2026	Mar 7, 2026	10	6	16
4	8	Samuel Drancak	RD	Oct 29, 2025	Nov 21, 2025	8	4	12
5	7	Several Players Tied						

Player Assist Streaks (Current)

Rank	GP	Player	Team	From	To	Goals	Assists	Points
1	7	Mazden Leslie	KEL	Mar 4, 2026	Mar 14, 2026	2	9	11
2	5	Alex Weiermair	POR	Mar 8, 2026	Mar 15, 2026	3	8	11
3	* 5	Easton Daneault	LET	Mar 6, 2026	Mar 14, 2026	1	9	10
4	4	Several Players Tied						

Player Assist Streaks (All Season)

Rank	GP	Player	Team	From	To	Goals	Assists	Points
1	12	Brock Souch	PG	Sep 19, 2025	Oct 25, 2025	5	14	19
2	10	Liam Ruck	MH	Dec 3, 2025	Jan 2, 2026	10	16	26
3	* 10	Matias Vanhanen	EVT	Sep 27, 2025	Oct 24, 2025	2	17	19
4	9	Several Players Tied						

Player Point Streaks (Current)

Rank	GP	Player	Team	From	To	Goals	Assists	Points
1	16	Tij Iginla	KEL	Feb 11, 2026	Mar 14, 2026	15	23	38
2	11	Julien Maze	CGY	Feb 22, 2026	Mar 15, 2026	7	9	16
3	9	Hudson Darby	SC	Feb 16, 2026	Mar 14, 2026	6	9	15
4	8	Alex Weiermair	POR	Feb 28, 2026	Mar 15, 2026	6	10	16
5	8	Ryan Miller	POR	Feb 28, 2026	Mar 15, 2026	4	8	12

Player Point Streaks (All Season)

Rank	GP	Player	Team	From	To	Goals	Assists	Points
1	27	Cameron Schmidt	VAN/SEA	Nov 15, 2025	Jan 23, 2026	21	23	44
2	20	Ryan Miller	POR	Oct 13, 2025	Dec 5, 2025	8	19	27
3	19	Jonas Woo	MH	Nov 28, 2025	Jan 20, 2026	13	25	38
4	17	Carson Carels	PG	Dec 7, 2025	Feb 14, 2026	8	17	25
5	16	Tij Iginla	KEL	Feb 11, 2026	Mar 14, 2026	15	23	38

Red Deer Rebels Roster

PLAYERS								
#	Name	Pos	Shoots	Ht	Wt	Birthdate	Home town	Draft Status
2	Aleksey Chichkin	LD	L	6'5	221	Jul 21, 2005	Vancouver BC	2023 by CGY
3	Jake Missura	D	R	5'10	178	Jun 7, 2008	Saskatoon SK	2023 by RD
4	Cameron Dillard	D	R	6'4	218	May 15, 2008	Flower Mound TX	2024 by EVT (US)
5	Jiri Kamas	D	R	6'1	187	Mar 4, 2008	Plzen	2025 by PEN
6	Noah Chadi	D	R	6'0	167	Jan 20, 2008	Edmonton, AB	2023 by KEL
7	Nate Yellowaga	D	R	5'10	164	Mar 9, 2008	Calgary AB	2023 by RD
8	Cole Temple	C	L	5'10	168	Mar 20, 2007	Brandon MB	2022 by REG
9	Cameron Kuzma	C	L	6'2	195	Jul 17, 2008	St. Albert AB	2023 by REG
10	Grayden Peterson	LW	L	6'0	180	Aug 27, 2009	West Fargo ND	2025 by RD
11	Poul Andersen	RW	R	6'1	186	Jun 1, 2007	St. Louis Park MN	2025 by EDM
12	Tyson Yaremko	LW	L	6'0	181	Aug 8, 2005	Saskatoon SK	2020 by Swift Current
14	Kalder Varga	RW	R	6'0	176	Jun 24, 2008	Geneva IL	2023 by US Draft
15	Owen DeWitt	LW	L	6'3	200	Feb 21, 2007	Sicamous BC	2025 by RD
17	Matus Lisy	D	L	6'0	191	Jun 15, 2007	Bratislava	2025 by RD
18	Kohen Lodge	LW	L	5'10	191	Oct 5, 2008	Red Deer AB	2023 by SAS
19	Chace Turchak	C	R	5'11	160	Feb 6, 2010	Calgary	2025 by RD
20	Patrick Sopiarsz	RW	R	6'0	190	Mar 5, 2008	Edmonton AB	2023 by PG
21	Beckett Hamilton	RW	R	5'11	173	Mar 28, 2008	Saskatoon SK	2023 by RD
24	Landon MacSwain	LW	L	6'2.5	197	Aug 27, 2007	Anchorage AK	2025 by RD
26	Talon Brigley	RW	R	5'11	176	Feb 16, 2005	Red Deer AB	2020 by RD
27	Matej Mikes	RW	R	6'3	213	Feb 17, 2007	Karlovy Vary	2025 by RD
31	Peyton Shore	G	R	6'2.5	178	Jul 21, 2008	Winnipeg MB	2023 by RD
35	Matthew Kondro	G	R	6'1	165	Dec 6, 2007	St. Albert AB Canada	2022 by RD

Lethbridge Hurricanes Roster

PLAYERS								
#	Name	Pos	Shoots	Ht	Wt	Birthdate	Home town	Draft Status
3	Will Scott	RD	R	6'0	191	May 3, 2008	Kelowna BC	2023 by LET
4	Carsen Adair	LD	L	6'3	197	Feb 14, 2007	Clavet SK	2022 by LET
5	Grady Pichette	RD	R	6'4	192	Dec 28, 2008	Okotoks AB	2023 by LET
6	Brayden Smith	LD	L	6'1	181	Apr 16, 2007	Saskatoon SK	2022 by REG
8	Nathan Maloney	RD	R	6'2	182	Sep 16, 2006	Strathmore AB	
9	Kade Duell	RW	R	5'8	152	Mar 15, 2006	Taber AB	
11	Kyle Heger	LD	L	6'1	192	Sep 21, 2007	Eagan MN	2022 by MH
12	Tyden Lafournaise	RW	R	6'0	185	Mar 17, 2009	Winnipeg MB	2024 by LET
13	Enzo DiDomenicantonio	C	L	5'10	160	Oct 31, 2009	Los Angeles CA	2024 by LET (US Priority Draft)
14	Jake Evans	LW	L	6'1	171	Sep 23, 2009	Saskatoon SK	2024 by LET
15	Kayden Longley	LW	L	6'1.5	182	Jan 29, 2006	Wainwright AB	2021 by KEL
16	Easton Daneault	C	R	5'9	160	Apr 23, 2008	Red Deer AB	2023 by LET
17	Kai Anderson	RW	R	6'2	180	Apr 7, 2008	North Vancouver BC	2023 by VAN
19	Oli Chenier	LW	R	5'10	188	Jan 26, 2007	Winnipeg MB	2022 by PA
21	Mykolas Skadauskas	LW	L	6'1	173	Oct 1, 2007	Vilnius	2025 by LET
22	Hudson Kibblewhite	C	R	6'1	174	Apr 7, 2007	Vernon BC	2022 by SAS
23	Matteo Fabrizi	LD	L	6'6	240	Mar 23, 2005	St. Albert AB	2020 by RD
24	Tomas Malinek	LD	L	6'1	183	Jul 3, 2007	Praha	2025 by LET
26	Andrew Petruk	C	L	6'3	200	Jun 8, 2005	Surrey BC	2022 by EVT
27	Gavin Lesiuk	LW	L	6'4	216	Jan 14, 2008	Duncan BC	2023 by LET
28	Lukas Lima	RW	R	6'2	199	Jan 31, 2008	Langley BC	2023 by EVT
29	Owen Berge	C	R	6'0	187	May 2, 2006	Edmonton AB	2021 by MJ
30	Koen Cleaver	G	R	6'2	190	Mar 28, 2007	Port Alberni BC Canada	2022 by LET
31	Leif Oaten	G	R	6'3	194	Oct 3, 2009	Calgary AB	2024 by LET
35	Brody Rotar	G	R	6'2	199	Sep 20, 2008	Creston BC Canada	2023 by LET

2025 - 26 Regular Season Team Statistics

Red Deer Rebels

PLAYERS																											
	#	Name	Pos	GP	G	A	PTS	+/-	PIM	PPG	PPA	SH	SHA	GW	FG	IG	OT	UA	EN	SOG	SOA	SOGW	SO%	Pt/G	PIMPG	SA	SH%
	21	Beckett Hamilton	RW	64	23	34	57	-10	14	3	19	1	0	3	3	1	2	6	2	2	2	0	100.0	0.00	0.22	251	9.2
*	11	Poul Andersen (total)	RW	61	21	18	39	-10	6	5	6	0	0	2	3	0	2	0	0	1	1	1	100.0	0.00	0.10	124	16.9
		EDM	RW	28	11	5	16	-1	4	1	1	0	0	0	3	0	0	0	0	1	1	1	1.000	0.00	0.00	54	20.4
		RD	RW	33	10	13	23	-9	2	4	5	0	0	2	0	0	2	0	0	0	0	0	0.000	0.00	0.00	70	14.3
	26	Talon Brigley	RW	64	19	16	35	-19	41	5	6	1	0	1	2	3	0	2	3	0	1	0	0.0	0.00	0.64	167	11.4
	14	Kalder Varga (total)	RW	65	19	15	34	-17	47	6	5	0	0	2	0	0	1	0	0	1	2	0	50.0	0.00	0.72	163	11.7
		KEL	RW	34	8	3	11	-11	23	3	1	0	0	1	0	0	0	0	0	1	2	0	0.500	0.00	0.00	72	11.1
		RD	RW	31	11	12	23	-6	24	3	4	0	0	1	0	0	1	0	0	0	0	0	0.000	0.00	0.00	91	12.1
*	24	Landon MacSwain	LW	64	12	13	25	8	31	1	3	0	0	3	0	2	0	1	2	0	0	0	0.0	0.00	0.48	65	18.5
*	7	Nate Yellowaga	D	64	7	18	25	-13	32	4	7	0	0	1	0	0	0	0	0	0	0	0	0.0	0.00	0.50	87	8.0
*	27	Matej Mikes	RW	44	11	13	24	-11	24	3	2	1	0	1	1	1	0	1	1	0	0	0	0.0	0.00	0.55	59	18.6
X	11	Jaxon Fuder	LW	27	7	17	24	-5	43	4	4	0	0	0	0	0	0	0	0	1	1	0	100.0	0.00	1.59	74	9.5
*	17	Matus Lisy	D	59	5	17	22	4	16	0	4	0	0	1	1	0	0	0	0	0	0	0	0.0	0.00	0.27	54	9.3
X	14	Samuel Drancak	C	27	11	10	21	1	24	4	3	0	0	1	2	1	0	0	0	1	1	1	100.0	0.00	0.89	60	18.3
	9	Cameron Kuzma (total)	C	31	8	13	21	-9	41	1	4	0	0	2	3	0	0	2	0	0	0	0	0.0	0.00	1.32	83	9.6
		SEA	C	32	4	6	10	-8	37	0	1	0	0	1	1	1	0	1	0	0	1	0	0.000	0.00	1.00	76	5.3
		RD	C	31	8	13	21	-9	41	1	4	0	0	2	3	0	0	2	0	0	0	0	0.000	0.00	1.00	83	9.6
X	8	Keith McInnis	D	34	6	15	21	-11	42	2	4	0	1	1	0	0	0	0	0	0	0	0	0.0	0.00	1.24	52	11.5
X	22	Ty Coupland	RW	33	9	11	20	2	22	3	5	0	0	1	3	1	0	1	0	1	2	0	50.0	0.00	0.67	86	10.5
	20	Patrick Sopiartz (total)	RW	65	7	12	19	-22	87	1	4	0	0	1	0	0	0	1	0	0	0	0	0.0	0.00	1.34	111	6.3
		PG	RW	29	2	1	3	-3	40	0	0	0	0	0	0	0	0	0	0	0	0	0	0.000	0.00	1.00	26	7.7
		RD	RW	36	5	11	16	-19	47	1	4	0	0	1	0	0	0	1	0	0	0	0	0.000	0.00	1.00	85	5.9
	2	Aleksey Chichkin (total)	LD	58	4	13	17	2	65	0	0	0	0	0	1	0	0	1	0	0	0	0	0.0	0.00	1.12	96	4.2
		PG	LD	9	0	1	1	6	0	0	0	0	0	0	0	0	0	0	0	0	0	0	0.000	0.00	0.00	7	0.0
		RD	LD	49	4	12	16	-4	65	0	0	0	0	0	1	0	0	1	0	0	0	0	0.000	0.00	1.00	89	4.5
	8	Cole Temple (total)	C	47	1	16	17	1	27	1	3	0	0	0	0	0	0	0	0	0	1	0	0.0	0.00	0.57	80	1.3
		EVT	C	34	1	8	9	-2	23	1	2	0	0	0	0	0	0	0	0	0	1	0	0.000	0.00	0.00	55	1.8
		RD	C	13	0	8	8	3	4	0	1	0	0	0	0	0	0	0	0	0	0	0	0.000	0.00	0.00	25	0.0
	12	Tyson Yaremko (total)	LW	33	9	6	15	-15	32	4	3	0	0	2	2	1	0	0	0	0	0	0	0.0	0.00	0.97	95	9.5
		POR	LW	12	2	1	3	-5	15	1	1	0	0	1	0	0	0	0	0	0	0	0	0.000	0.00	1.00	34	5.9
		RD	LW	21	7	5	12	-10	17	3	2	0	0	1	2	1	0	0	0	0	0	0	0.000	0.00	0.00	61	11.5
	18	Kohen Lodge (total)	LW	51	4	10	14	6	30	0	0	0	0	0	1	0	0	0	0	0	0	0	0.0	0.00	0.59	72	5.6
		SAS	LW	8	0	1	1	3	2	0	0	0	0	0	0	0	0	0	0	0	0	0	0.000	0.00	0.00	5	0.0
		RD	LW	43	4	9	13	3	28	0	0	0	0	0	1	0	0	0	0	0	0	0	0.000	0.00	0.00	67	6.0
*	5	Jiri Kamas (total)	D	51	3	11	14	4	25	0	3	0	0	0	1	0	0	0	0	0	0	0	0.0	0.00	0.49	68	4.4
		PEN	D	22	2	7	9	3	10	0	2	0	0	0	1	0	0	0	0	0	0	0	0.000	0.00	0.00	26	7.7
		RD	D	29	1	4	5	1	15	0	1	0	0	0	0	0	0	0	0	0	0	0	0.000	0.00	0.00	42	2.4
X	9	Matthew Gard	C	23	6	4	10	-2	44	1	1	0	0	1	1	1	1	0	1	0	1	0	0.0	0.00	1.91	43	14.0
*X	16	Noah Milford	C	28	4	6	10	-2	12	1	1	0	0	0	0	0	0	1	0	0	0	0	0.0	0.00	0.43	36	11.1
*	15	Owen DeWitt	LW	43	5	4	9	-8	39	0	0	0	0	2	1	0	0	0	0	0	0	0	0.0	0.00	0.91	26	19.2
*X	23	Owen Shadrick	LW	28	5	1	6	-1	23	0	0	0	0	0	0	1	0	1	0	0	0	0	0.0	0.00	0.82	33	15.2
X	20	Arjun Bawa	LW	22	3	3	6	-2	14	0	0	0	0	0	1	0	0	0	0	0	0	0	0.0	0.00	0.64	31	9.7
	3	Jake Missura	D	65	1	5	6	-19	55	0	0	0	0	0	0	0	0	0	0	0	0	0	0.0	0.00	0.85	51	2.0
X	4	Luke Vlooswyk	D	32	0	6	6	7	26	0	0	0	0	0	0	0	0	0	0	0	0	0	0.0	0.00	0.81	54	0.0
*	10	Grayden Peterson	LW	41	0	6	6	-7	12	0	0	0	0	0	0	0	0	0	0	0	0	0	0.0	0.00	0.29	22	0.0
*	6	Noah Chadi	D	30	2	1	3	-7	19	0	0	0	0	1	1	0	0	1	0	0	0	0	0.0	0.00	0.63	28	7.1
	4	Cameron Dillard (total)	D	30	2	1	3	-1	10	0	0	0	0	0	1	1	0	0	0	0	0	0	0.0	0.00	0.33	23	8.7
		EVT	D	17	2	1	3	-2	4	0	0	0	0	0	1	1	0	0	0	0	0	0	0.000	0.00	0.00	19	10.5
		RD	D	13	0	0	0	1	6	0	0	0	0	0	0	0	0	0	0	0	0	0	0.000	0.00	0.00	4	0.0
X	19	Nolan Schmidt	RW	30	1	2	3	-1	21	0	0	0	0	0	0	0	0	0	0	0	0	0	0.0	0.00	0.70	21	4.8
*	35	Matthew Kondro	G	41	0	2	2	0	8	0	1	0	0	0	0	0	0	0	0	0	0	0	0.0	0.00	0.20	0	0.0
*X	25	Zane Torre	RW	10	0	1	1	-4	2	0	0	0	0	0	0	0	0	0	0	0	0	0	0.0	0.00	0.20	13	0.0
X	2	Derek Thurston	D	11	0	1	1	-3	23	0	1	0	0	0	0	0	0	0	0	0	0	0	0.0	0.00	2.09	15	0.0
*X	12	Cash Arcand-Vandale	LW	1	0	0	0	0	0	0	0	0	0	0	0	0	0	0	0	0	0	0	0.0	0.00	0.00	0	0.0

X	12 Rhett Ewen	LW	1	0	0	0	-1	0	0	0	0	0	0	0	0	0	0	0	0.0	0.00	0.00	0	0.0
*X	28 Graeme Pickering	D	1	0	0	0	0	0	0	0	0	0	0	0	0	0	0	0	0.0	0.00	0.00	0	0.0
X	12 Brett Calhoon	LW	2	0	0	0	-3	4	0	0	0	0	0	0	0	0	0	0	0.0	0.00	2.00	3	0.0
	19 Chace Turchak	C	2	0	0	0	-1	0	0	0	0	0	0	0	0	0	0	0	0.0	0.00	0.00	0	0.0
*X	16 Michael Mikan	LW	7	0	0	0	1	0	0	0	0	0	0	0	0	0	0	0	0.0	0.00	0.00	5	0.0
X	33 Chase Wutzke	G	9	0	0	0	0	0	0	0	0	0	0	0	0	0	0	0	0.0	0.00	0.00	0	0.0
*X	5 Nikolas Ferry	D	14	0	0	0	-4	0	0	0	0	0	0	0	0	0	0	0	0.0	0.00	0.00	8	0.0
	31 Peyton Shore	G	19	0	0	0	0	0	0	0	0	0	0	0	0	0	0	0	0.0	0.00	0.00	0	0.0

Goalies

	#	Name	GP	Mins	GA	SO	GAA	W	L	OTL	SL	SA	SVS	SV%
*	35	Matthew Kondro	41	2377	132	1	3.33	18	17	4	1	1274	1142	0.896
	31	Peyton Shore	19	1019	78	1	4.59	4	12	0	1	555	477	0.859
X	33	Chase Wutzke	9	505	23	1	2.73	3	5	0	0	208	185	0.889
		Empty Net	41	11								11		
		Totals	65	3942	244	3	3.71	25	34	4	2	2048	1804	0.881

* indicates rookie
X indicates inactive

2025 - 26 Regular Season Team Statistics

Lethbridge Hurricanes

PLAYERS																										
#	Name	Pos	GP	G	A	PTS	+/-	PIM	PPG	PPA	SH	SHA	GW	FG	IG	OT	UA	EN	SOG	SOA	SOGW	SO%	Pt/G	PIMPG	SA	SH%
*	16 Easton Daneault	C	64	12	39	51	-18	28	5	13	0	0	0	3	1	0	0	0	0	0	0	0.0	0.00	0.44	138	8.7
	29 Owen Berge (total)	C	60	23	23	46	-21	34	11	2	0	1	2	3	1	0	0	1	0	0	0	0.0	0.00	0.57	136	16.9
	MJ	C	10	1	4	5	-7	4	1	0	0	0	0	0	1	0	0	0	0	0	0	0.000	0.00	0.00	13	7.7
	LET	C	50	22	19	41	-14	30	10	2	0	1	2	3	0	0	0	1	0	0	0	0.000	0.00	0.00	123	17.9
	15 Kayden Longley (total)	LW	60	14	31	45	-18	22	3	13	2	0	0	2	0	0	2	0	0	0	0	0.0	0.00	0.37	110	12.7
	KEL	LW	15	5	7	12	4	4	0	1	1	0	0	0	0	0	0	0	0	0	0	0.000	0.00	0.00	30	16.7
	LET	LW	45	9	24	33	-22	18	3	12	1	0	0	2	0	0	2	0	0	0	0	0.000	0.00	0.00	80	11.3
X	11 Luke Cozens	RW	39	17	27	44	-4	19	4	10	0	1	1	1	0	1	0	1	0	0	0	0.0	1.00	0.49	101	16.8
	9 Kade Duell	RW	62	18	25	43	-14	30	3	6	1	2	0	2	2	0	0	0	0	0	0	0.0	0.00	0.48	87	20.7
X	18 Logan Wormald	LW	30	14	19	33	4	30	2	7	0	0	3	0	0	0	2	1	0	1	0	0.0	1.00	1.00	87	16.1
*	11 Kyle Heger (total)	LD	61	11	22	33	-13	33	3	10	0	0	1	0	1	1	2	1	0	0	0	0.0	0.00	0.54	145	7.6
	MH	D	35	5	10	15	8	25	0	3	0	0	1	0	0	1	0	0	0	0	0	0.000	0.00	0.00	77	6.5
	LET	D	26	6	12	18	-21	8	3	7	0	0	0	0	1	0	2	1	0	0	0	0.000	0.00	0.00	68	8.8
	22 Hudson Kibblewhite	C	50	14	15	29	-23	2	5	4	1	0	3	3	0	0	0	0	0	0	0	0.0	0.00	0.04	77	18.2
	8 Nathan Maloney	RD	46	4	24	28	-18	49	1	8	0	0	0	0	0	0	0	0	0	0	0	0.0	0.00	1.07	77	5.2
	19 Oli Chenier (total)	LW	56	9	15	24	3	32	1	5	1	0	0	2	1	0	0	1	0	0	0	0.0	0.00	0.57	72	12.5
	PA	LW	30	3	10	13	7	28	0	3	0	0	0	1	1	0	0	1	0	0	0	0.000	0.00	0.00	38	7.9
	LET	LW	26	6	5	11	-4	4	1	2	1	0	0	1	0	0	0	0	0	0	0	0.000	0.00	0.00	34	17.6
X	10 Shane Smith	C	20	12	11	23	-12	33	4	4	1	0	2	1	1	1	0	0	0	1	0	0.0	1.00	1.65	82	14.6
*	3 Will Scott	RD	56	2	20	22	-32	17	0	4	0	0	0	0	0	0	0	0	0	0	0	0.0	0.00	0.30	49	4.1
	23 Matteo Fabrizi	LD	53	4	17	21	-19	62	0	3	0	2	1	0	1	1	0	0	0	0	0	0.0	0.00	1.17	42	9.5
*	17 Kai Anderson	RW	64	14	6	20	-34	4	3	3	2	0	2	1	1	2	0	0	0	0	0	0.0	0.00	0.06	85	16.5
*	12 Tyden Lafournaise	RW	58	10	7	17	-39	17	1	0	0	0	0	0	0	0	1	0	0	0	0	0.0	0.00	0.29	73	13.7
	4 Carsen Adair	LD	62	4	10	14	-29	65	0	0	0	0	0	0	0	0	0	0	0	0	0	0.0	0.00	1.05	63	6.3
*	5 Grady Pichette	RD	56	3	10	13	-28	10	0	0	0	1	2	1	0	0	0	0	0	0	0	0.0	0.00	0.18	59	5.1
	27 Gavin Lesiuk	LW	60	7	5	12	-45	104	1	0	0	0	0	0	1	0	1	0	0	0	0	0.0	0.00	1.73	66	10.6
	26 Andrew Petruk	C	25	4	4	8	-18	50	0	0	0	0	1	1	0	0	0	0	0	0	0	0.0	0.00	2.00	16	25.0
*	14 Jake Evans	LW	54	1	6	7	-25	2	0	1	0	0	0	1	0	0	0	0	0	0	0	0.0	0.00	0.04	36	2.8
*	24 Tomas Malinek	LD	56	2	4	6	-15	39	0	0	0	0	0	1	0	0	0	0	0	0	0	0.0	0.00	0.70	39	5.1
*	13 Enzo DiDomenicantonio	C	22	0	6	6	-8	6	0	1	0	0	0	0	0	0	0	0	0	0	0	0.0	0.00	0.27	19	0.0
	6 Brayden Smith (total)	LD	26	0	5	5	-14	10	0	1	0	0	0	0	0	0	0	0	0	0	0	0.0	0.00	0.38	21	0.0
	REG	LD	5	0	2	2	-1	4	0	0	0	0	0	0	0	0	0	0	0	0	0	0.000	0.00	0.00	3	0.0
	LET	LD	21	0	3	3	-13	6	0	1	0	0	0	0	0	0	0	0	0	0	0	0.000	0.00	0.00	18	0.0
X	26 Jack Toogood (total)	RW	13	3	1	4	0	4	0	0	0	0	1	1	0	0	0	0	0	0	0	0.0	0.00	0.31	11	27.3
	EDM	RW	5	2	0	2	3	2	0	0	0	0	1	1	0	0	0	0	0	0	0	0.000	0.00	0.00	5	40.0
	LET	RW	8	1	1	2	-3	2	0	0	0	0	0	0	0	0	0	0	0	0	0	0.000	0.00	0.00	6	16.7
*	28 Lukas Lima	RW	55	1	3	4	-33	41	1	0	0	0	0	0	0	0	0	0	0	0	0	0.0	0.00	0.75	29	3.4
X	2 Fraser Leonard	RD	10	0	4	4	-9	8	0	1	0	0	0	0	0	0	0	0	0	0	0	0.0	0.00	0.80	9	0.0
*	21 Mykolas Skadauskas	LW	31	0	4	4	-23	8	0	0	0	0	0	0	0	0	0	0	0	1	0	0.0	0.00	0.26	31	0.0
X	2 Carson Olsen	RD	9	1	2	3	-7	12	0	1	0	0	0	0	0	0	0	0	0	0	0	0.0	0.00	1.33	13	7.7
X	20 Chase Petersen	C	5	0	2	2	-2	0	0	0	0	1	0	0	0	0	0	0	0	0	0	0.0	0.00	0.00	5	0.0
*X	18 Cohen Pentney	RW	3	1	0	1	0	0	0	0	0	0	0	0	0	0	0	0	0	0	0	0.0	0.00	0.00	2	50.0
	30 Koen Cleaver	G	42	0	1	1	0	0	0	0	0	0	0	0	0	0	0	0	0	0	0	0.0	0.00	0.00	0	0.0
*X	20 Matteo Di Stefano	RW	1	0	0	0	-1	0	0	0	0	0	0	0	0	0	0	0	0	0	0	0.0	0.00	0.00	0	0.0
X	7 Reid Soper	LD	1	0	0	0	0	4	0	0	0	0	0	0	0	0	0	0	0	0	0	0.0	0.00	4.00	0	0.0
*X	25 Liam McFadden	RD	2	0	0	0	-2	0	0	0	0	0	0	0	0	0	0	0	0	0	0	0.0	0.00	0.00	0	0.0
	35 Brody Rotar	G	3	0	0	0	0	0	0	0	0	0	0	0	0	0	0	0	0	0	0	0.0	0.00	0.00	0	0.0
*	31 Leif Oaten	G	29	0	0	0	0	0	0	0	0	0	0	0	0	0	0	0	0	0	0	0.0	0.00	0.00	0	0.0
Goalies																										
#	Name	GP	Mins	GA	SO	GAA	W	L	OTL	SL	SA	SVS	SV%													
	30 Koen Cleaver	42	2190	179	1	4.90	10	26	1	1	1318	1139	0.864													
*	31 Leif Oaten	29	1586	106	1	4.01	6	17	2	0	890	784	0.881													
	35 Brody Rotar	3	116	5	0	2.58	1	1	0	0	47	42	0.894													
	Empty Net	34	14																							
	Totals	65	3926	304	2	4.65	17	44	3	1	2269	1965	0.866													

* indicates rookie
X indicates inactive

Red Deer Rebels vs Lethbridge Hurricanes Head to Head

Summary

Description	Result	
Head to Head Record 2025 - 26 Regular Season	Lethbridge 1-5-1-0	Red Deer 6-1-0-0
Head to Head Record 2024 - 25 Regular Season	Lethbridge 7-1-0-0	Red Deer 1-6-1-0
Last 5 Years record between teams	Lethbridge 17-14-4-0	Red Deer 18-11-3-3
Lethbridge vs. Red Deer Last 5 Years record at Lethbridge	Lethbridge 11-4-2-0	Red Deer 6-8-1-2
Lethbridge vs. Red Deer Last 5 Years record at Red Deer	Lethbridge 6-10-2-0	Red Deer 12-3-2-1
	Lethbridge 3 @ Red Deer 4 (Feb 15 2026) Final OT	
	Lethbridge 0 @ Red Deer 5 (Jan 17 2026) Final	
	Red Deer 4 @ Lethbridge 3 (Jan 14 2026) Final	
Previous Meetings This Season	Red Deer 5 @ Lethbridge 1 (Dec 3 2025) Final	
	Red Deer 5 @ Lethbridge 0 (Oct 11 2025) Final	
	Lethbridge 3 @ Red Deer 2 (Oct 7 2025) Final	
	Lethbridge 2 @ Red Deer 4 (Sep 27 2025) Final	

Match Up

	<u>Red Deer</u>	<u>Lethbridge</u>
Team Record	25-34-4-2 -- 56 points	17-44-3-1 -- 38 points
Division Ranking	4th Central	5th Central
Conference Ranking	8th Eastern	10th Eastern
League Ranking	18th	22nd
Past 10 Games	4-4-2-0	1-7-2-0
Streak	2-0-2-0	0-5-1-0
Last Game	6-5 L vs Calgary (Mar 14 2026) Final OT	6-5 L @ Medicine Hat (Mar 14 2026) Final OT
Home Record	13-17-3-0	11-20-0-1
Away Record	12-17-1-2	6-24-3-0
GF	188	189
GA	246	305
PP (Overall)	(43/235) 18.3%	(47/228) 20.6%
PP (Home)	(21/124) 16.9%	(26/123) 21.1%
PP (Away)	(22/111) 19.8%	(21/105) 20.0%
PK (Overall)	(67/251) 73.3%	(59/214) 72.4%
PK (Home)	(35/132) 73.5%	(29/102) 71.6%
PK (Away)	(32/119) 73.1%	(30/112) 73.2%
PP vs. Opp.	(6/25) 24%	(5/27) 18.5%
PK vs. Opp.	(5/27) 81.5%	(6/25) 76%
Leading Rookie	Andersen (21-18-39)	Daneault (12-39-51)
Most PIM	Sopiarz - 87	Lesiuk - 104
Team PIM/GM	13.1/Game	11.0/Game
Leading Scorers	Hamilton (23-34-57)	Daneault (12-39-51)
	Andersen (21-18-39)	Berge (23-23-46)
	Brigley (19-16-35)	Longley (14-31-45)
	Varga (19-15-34)	Duell (18-25-43)
	Kuzma (12-19-31)	Heger (11-22-33)
Last 5 Games	6-5 L vs Calgary (Mar 14 2026) Final OT 3-2 W vs Brandon (Mar 13 2026) Final OT 5-4 L vs Wenatchee (Mar 10 2026) Final OT 3-1 W vs Prince Albert (Mar 7 2026) Final 8-4 L @ Medicine Hat (Mar 6 2026) Final	6-5 L @ Medicine Hat (Mar 14 2026) Final OT 6-3 L vs Medicine Hat (Mar 13 2026) Final 4-2 L vs Regina (Mar 11 2026) Final 7-3 L @ Moose Jaw (Mar 7 2026) Final 6-4 L @ Regina (Mar 6 2026) Final
Leading After 1st	14-6-2-0	10-5-1-0
Leading After 2nd	13-0-1-0	10-1-1-0
Tied After 1st	8-5-1-1	5-6-0-0
Tied After 2nd	9-4-2-1	4-6-1-0
Trailing After 1st	3-23-1-1	2-33-2-1
Trailing After 2nd	3-30-1-1	3-37-1-1
Out Shooting Opponents	14-12-1-1	3-5-0-0
Out Shot by Opponents	10-22-3-1	13-37-3-1

1 Goal Games	13-7-4-2	9-4-3-1
2 Goal Games	5-8-0-0	1-9-0-0
3 Goal Games	3-11-0-0	4-11-0-0

Red Deer Rebels vs Lethbridge Hurricanes Head to Head

Lethbridge Hurricanes

#	Name	GP	G	A	PTS	PIM	+/-
16	Easton Daneault	7	2	4	6	4	-4
9	Kade Duell	7	2	2	4	4	-3
29	Owen Berge (total)	5	1	2	3	0	0
	LET	4	1	1	2	0	-1
	MJ	1	0	1	1	0	1
15	Kayden Longley	4	1	2	3	0	0
5	Grady Pichette	6	1	2	3	2	-1
12	Tyden Lafournaise	6	2	0	2	0	-6
11	X Luke Cozens	4	1	1	2	13	-1
10	X Shane Smith	3	1	1	2	11	-2
18	X Logan Wormald	4	1	1	2	2	-2
19	Oli Chenier (total)	5	0	2	2	0	1
	LET	3	0	1	1	0	-1
	PA	2	0	1	1	0	2
11	Kyle Heger (total)	6	0	2	2	4	3
	LET	3	0	1	1	4	-3
	MH	3	0	1	1	2	6
2	X Carson Olsen	3	0	2	2	4	-2
17	Kai Anderson	6	0	1	1	0	-4
13	Enzo DiDomenicantonio	4	0	1	1	2	-4
27	Gavin Lesiuk	7	0	1	1	17	-6
24	Tomas Malinek	7	0	1	1	5	-4
6	Brayden Smith	1	0	1	1	0	-2
4	Carsen Adair	6	0	0	0	4	-2
30	Koen Cleaver	4	0	0	0	0	0
14	Jake Evans	3	0	0	0	0	-2
23	Matteo Fabrizi	4	0	0	0	11	-4
22	Hudson Kibblewhite	5	0	0	0	2	-4
2	X Fraser Leonard	1	0	0	0	0	0
28	Lukas Lima	6	0	0	0	7	-2
8	Nathan Maloney	5	0	0	0	7	-4
31	Leif Oaten	3	0	0	0	0	0
20	X Chase Petersen	1	0	0	0	0	0
26	Andrew Petruk	2	0	0	0	11	-1
3	Will Scott	7	0	0	0	0	-6
21	Mykolas Skadauskas	4	0	0	0	0	-3
7	X Reid Soper	1	0	0	0	4	0
26	X Jack Toogood (total)	4	0	0	0	0	1
	LET	2	0	0	0	0	-1
	EDM	2	0	0	0	0	2

#	Name	GP	W	L	OTL	SL	Mins	GA	GAA	SV%
30	Koen Cleaver	4	1	2	1	0	241:54	15	3.72	0.901
31	Leif Oaten	3	0	3	0	0	179:14	13	4.35	0.882

Red Deer Rebels

#	Name	GP	G	A	PTS	PIM	+/-
11	Poul Andersen (total)	6	4	5	9	0	2
	RD	3	2	3	5	0	1
	EDM	3	2	2	4	0	1
27	Matej Mikes	4	4	3	7	2	3
17	Matus Lisy	7	2	5	7	0	7
26	Talon Brigley	6	2	3	5	4	4
23	X Owen Shadrack	4	3	1	4	11	2
12	Tyson Yaremko	3	2	2	4	2	1
21	Beckett Hamilton	7	1	3	4	0	5
9	Cameron Kuzma	3	1	3	4	5	3
16	X Noah Milford	4	1	3	4	0	3
14	Kalder Varga (total)	4	1	3	4	2	2
	KEL	1	0	0	0	0	-2
	RD	3	1	3	4	2	4
7	Nate Yellowaga	7	1	3	4	6	8
14	X Samuel Drancak	4	2	1	3	2	2
24	Landon MacSwain	6	1	2	3	5	2
8	X Keith McInnis	4	0	3	3	0	6
22	X Ty Coupland	3	2	0	2	4	2
2	Aleksey Chichkin	4	0	2	2	0	1
11	X Jaxon Fuder	4	0	2	2	15	5
20	X Arjun Bawa	3	1	0	1	0	1
9	X Matthew Gard	3	1	0	1	6	5
18	Kohen Lodge (total)	3	1	0	1	0	3
	RD	2	1	0	1	0	2
	SAS	1	0	0	0	2	1
21	Patrick Sopiarcz (total)	4	1	0	1	5	1
	PG	1	0	0	0	2	0
	RD	3	1	0	1	5	1
5	Jiri Kamas (total)	4	0	1	1	2	5
	RD	3	0	1	1	2	4
	PEN	1	0	0	0	0	1
3	Jake Missura	7	0	1	1	16	3
10	Grayden Peterson	6	0	1	1	2	-1
6	Noah Chadi	2	0	0	0	4	0
15	Owen DeWitt	4	0	0	0	11	2
4	Cameron Dillard	2	0	0	0	0	0
5	X Nikolas Ferry	2	0	0	0	0	0
35	Matthew Kondro	4	0	0	0	0	0
19	X Nolan Schmidt	5	0	0	0	2	3
8	Cole Temple	1	0	0	0	0	0
2	X Derek Thurston	2	0	0	0	8	2
25	X Zane Torre	1	0	0	0	0	0
4	X Luke Vlooswyk	4	0	0	0	2	1
33	X Chase Wutzke	3	0	0	0	0	0

#	Name	GP	W	L	OTL	SL	Mins	GA	GAA	SV%
33	X Chase Wutzke	3	2	1	0	0	178:16	5	1.68	0.922
35	Matthew Kondro	4	4	0	0	0	242:49	7	1.73	0.923

Red Deer Rebels vs Lethbridge Hurricanes Head to Head

Team Game Highs and Lows

	Red Deer Rebels		Lethbridge Hurricanes			
Goals	Nov. 11	at BDN	7	Nov. 07	BDN	8
Assists	Nov. 11	at BDN	9	Nov. 07	BDN	16
	Feb. 13	MH	9			
Points	Nov. 11	at BDN	16	Nov. 07	BDN	24
Penalty Minutes	Dec. 30	MH	110	Nov. 21	at PG	47
Minors	Oct. 07	LET	14	Oct. 07	at RD	11
Majors	Dec. 03	at LET	3	Dec. 03	RD	3
Shots	Feb. 15	LET	49	Nov. 08	at SC	39
Power Play Goals	Nov. 07	at REG	3	Oct. 29	EDM	3
				Nov. 07	BDN	3
				Jan. 31	at MH	3
				Mar. 06	at REG	3
Goals By Both Teams	Mar. 06	at MH	12	Nov. 07	BDN	15
Goals in 1st	Nov. 30	at CGY	3	Nov. 07	BDN	5
	Dec. 03	at LET	3			
	Mar. 14	CGY	3			
Goals in 2nd	Jan. 14	at LET	3	Nov. 28	MJ	4
Goals in 3rd	Nov. 11	at BDN	4	Oct. 17	CGY	3
				Oct. 29	EDM	3
				Dec. 10	at BDN	3
				Jan. 28	SAS	3
				Jan. 30	CGY	3
				Feb. 07	at SAS	3
				Feb. 27	SC	3
				Mar. 06	at REG	3
Short Handed Goals	Dec. 05	at EDM	1	Sep. 19	CGY	1
	Jan. 17	LET	1	Oct. 03	MH	1
	Mar. 13	BDN	1	Nov. 08	at SC	1
				Dec. 05	WEN	1
				Jan. 23	REG	1
				Jan. 30	CGY	1
				Mar. 06	at REG	1
Winning Margin	Oct. 11	at LET	5	Feb. 27	SC	6
	Jan. 17	LET	5			
Most PIM	Dec. 30	MH	100	Nov. 07	BDN	55
Most Shots	Feb. 15	LET	49	Nov. 08	at SC	39
Most Shots in 1st	Jan. 16	TC	21	Jan. 30	CGY	16
Most Shots in 2nd	Feb. 07	MJ	25	Dec. 16	EDM	16
				Mar. 13	MH	16
Most Shots in 3rd	Oct. 21	at MJ	21	Oct. 29	EDM	17
Fewest Shots	Jan. 01	at EDM	17	Jan. 17	at RD	14
				Feb. 06	at PA	14
Fewest Shots in 1st	Oct. 04	at PA	3	Feb. 06	at PA	3
Fewest Shots in 2nd	Sep. 20	at EDM	2	Dec. 27	MH	2
Fewest Shots in 3rd	Feb. 22	at CGY	3	Dec. 16	EDM	2
				Feb. 28	at EDM	2
Most Saves	Feb. 13	MH	54	Feb. 20	MH	49
Most Saves in 1st	Mar. 03	at PA	21	Jan. 10	at MH	21
Most Saves in 2nd	Sep. 20	at EDM	20	Feb. 13	EVT	20
Most Saves in 3rd	Feb. 13	MH	18	Nov. 19	at VAN	17
				Feb. 20	MH	17
Most Saves in 4th	Feb. 13	MH	54	Feb. 20	MH	49

Schedule

Date

Sep. 27 Lethbridge 2 at Red Deer 4 Final

Oct. 07	Lethbridge 3	at Red Deer	2	Final
Oct. 11	Red Deer 5	at Lethbridge	0	Final
Dec. 03	Red Deer 5	at Lethbridge	1	Final
Jan. 14	Red Deer 4	at Lethbridge	3	Final
Jan. 17	Lethbridge 0	at Red Deer	5	Final
Feb. 15	Lethbridge 3	at Red Deer	4	Final OT
Mar. 18	Red Deer	at Lethbridge	7:00 pm MDT	

Red Deer Rebels Player Game By Game (1/5)

Player Game by Game Report

Date	Opp.	2 Chichkin	3 Missura	4 Dillard	5 Ferry	5 Kamas	6 Chadi	7 Yellowaga
Sep. 19	Edmonton	-	0 0 1 -1	-	-	-	-	0 0 0 -1
Sep. 20	at Edmonton	-	0 0 0 0	-	0 0 0 0	-	-	0 0 1 -2
Sep. 27	Lethbridge	-	0 0 0 1	-	0 0 3 0	-	-	0 0 0 1
Oct. 03	at Saskatoon	-	0 0 0 0	-	-	-	-	0 1 0 -1
Oct. 04	at Prince Albert	-	0 0 0 -2	-	-	-	-	0 0 2 -1
Oct. 07	Lethbridge	-	0 0 0 -1	-	0 0 0 0	-	-	0 1 0 2
Oct. 10	Moose Jaw	-	0 1 2 0	-	-	-	-	0 0 1 -2
Oct. 11	at Lethbridge	-	0 0 0 0	-	-	-	-	0 0 0 2
Oct. 17	Portland	-	0 0 2 -2	-	-	-	-	0 0 3 1
Oct. 18	Spokane	-	0 0 0 -1	-	0 0 0 0	-	-	-
Oct. 21	at Moose Jaw	-	0 0 0 0	-	-	-	-	0 1 2 2
Oct. 22	at Swift Current	-	0 0 1 -1	-	-	-	-	0 1 1 1
Oct. 24	Regina	-	0 0 1 0	-	0 0 1 1	-	-	0 0 2 -1
Oct. 25	Calgary	0 0 2 0	0 0 3 0	-	-	-	-	0 0 1 0
Oct. 29	at Calgary	0 0 3 0	0 0 0 -1	-	-	-	-	0 1 0 1
Nov. 01	Swift Current	0 1 5 1	0 0 1 0	-	0 0 0 0	-	-	0 0 0 0
Nov. 05	at Edmonton	0 1 4 1	0 1 0 -1	-	-	-	-	0 0 3 -3
Nov. 07	at Regina	0 0 0 1	0 0 0 0	-	-	-	-	0 0 2 0
Nov. 09	at Moose Jaw	0 0 3 0	0 0 1 0	-	-	-	-	0 1 1 0
Nov. 11	at Brandon	0 0 4 0	0 0 4 -1	-	-	-	-	0 0 0 2
Nov. 15	Saskatoon	0 0 1 -2	0 0 0 1	-	-	-	-	0 0 1 0
Nov. 21	Medicine Hat	0 0 1 -1	0 0 1 -1	-	0 0 0 -1	-	-	1 0 2 1
Nov. 28	Edmonton	0 0 0 -1	0 0 1 -1	-	-	-	-	0 1 1 0
Nov. 30	at Calgary	1 0 3 2	0 0 2 0	-	-	-	-	0 0 1 1
Dec. 03	at Lethbridge	0 0 2 0	0 1 3 2	-	-	-	-	0 1 0 2
Dec. 05	at Edmonton	0 0 0 0	0 0 0 -1	-	-	-	-	0 0 0 -2
Dec. 06	Prince Albert	0 0 0 -2	0 0 0 -1	-	-	-	-	1 1 1 2
Dec. 12	at Calgary	0 0 0 -2	0 0 0 0	-	0 0 0 -1	-	-	0 0 1 -1
Dec. 13	Calgary	0 0 1 -1	0 0 1 -1	-	0 0 0 -2	-	-	0 0 0 -1
Dec. 16	Brandon	0 0 2 0	0 0 0 0	-	0 0 1 1	-	-	0 0 4 0
Dec. 27	Edmonton	0 0 3 -1	0 0 0 0	-	0 0 2 0	-	-	0 0 2 -1
Dec. 28	at Medicine Hat	0 0 0 1	0 0 0 0	-	0 0 0 -1	-	-	0 0 3 -2
Dec. 30	Medicine Hat	0 0 0 0	0 0 3 -1	-	0 0 0 0	-	-	0 0 4 -1
Jan. 01	at Edmonton	-	0 0 0 -1	-	0 0 1 -1	-	0 0 2 1	0 0 2 -2
Jan. 03	Seattle	0 1 0 1	0 0 4 1	0 0 2 0	-	-	1 0 1 1	0 0 1 -1
Jan. 07	at Brandon	0 0 2 1	0 0 3 2	0 0 0 0	-	-	0 0 1 1	0 0 1 1
Jan. 09	at Regina	0 0 3 -2	0 0 0 -1	-	-	0 0 0 0	0 0 1 -1	0 0 2 0
Jan. 10	at Swift Current	0 0 4 0	0 0 1 1	-	-	0 0 1 -1	1 0 1 1	1 0 2 1
Jan. 14	at Lethbridge	0 0 5 0	0 0 1 0	0 0 0 0	-	0 0 3 0	-	1 0 3 1
Jan. 16	Tri-City	0 0 1 0	0 0 1 2	0 0 0 0	-	0 0 1 -1	0 0 2 0	0 0 2 -1
Jan. 17	Lethbridge	0 2 5 3	0 0 1 1	0 0 1 0	-	0 0 3 3	0 0 0 0	0 0 1 1
Jan. 20	Regina	0 0 0 0	0 1 1 1	0 0 0 1	-	0 0 2 0	0 0 2 0	0 1 1 0
Jan. 23	Calgary	0 0 4 -1	0 0 0 -1	0 0 1 0	-	0 0 1 -1	0 0 1 -1	0 1 2 -2
Jan. 25	at Penticton	0 0 1 -1	0 0 1 -3	-	-	0 0 2 0	0 0 0 0	0 2 2 -1
Jan. 27	at Kelowna	0 0 0 -1	0 0 0 -1	-	-	0 0 1 -1	0 0 1 -1	1 0 3 1
Jan. 28	at Kamloops	0 0 2 0	0 0 0 0	0 0 0 -1	-	0 0 2 0	0 0 0 0	0 0 0 -3
Jan. 31	at Victoria	0 1 1 0	1 0 1 0	-	-	0 1 1 -1	0 0 1 -1	0 1 2 -1
Feb. 01	at Vancouver	0 1 1 1	0 0 1 0	-	-	0 0 1 0	0 0 0 0	1 0 4 1
Feb. 03	at Prince George	0 1 0 0	0 0 0 1	-	-	0 0 1 0	0 0 1 1	0 1 1 0
Feb. 07	Moose Jaw	1 0 2 2	0 0 1 -1	-	-	0 0 4 2	0 0 2 -1	0 1 2 2
Feb. 10	Everett	0 0 1 -2	0 0 0 -1	0 0 0 0	-	0 1 1 1	0 0 0 -1	0 0 1 -2
Feb. 13	Medicine Hat	0 0 0 0	0 0 0 0	-	-	0 0 1 -1	0 0 3 0	1 0 2 -2
Feb. 15	Lethbridge	0 0 4 -2	0 0 0 0	-	-	0 1 5 1	0 0 2 0	0 1 3 -1
Feb. 16	at Medicine Hat	0 0 2 -3	0 0 0 -2	0 0 0 -1	-	0 0 4 0	-	0 0 0 -5
Feb. 20	Saskatoon	0 1 4 1	0 0 0 -1	-	-	0 0 1 1	0 0 0 -2	0 0 1 -2
Feb. 22	at Calgary	0 0 3 0	0 0 0 0	-	-	0 0 0 1	0 0 1 0	0 0 2 0
Feb. 27	Edmonton	0 0 2 0	0 0 1 0	-	-	0 0 0 -1	0 0 1 0	0 0 2 0
Feb. 28	Swift Current	1 1 2 2	0 0 1 -1	-	-	0 0 0 1	0 0 2 0	0 0 0 1
Mar. 03	at Prince Albert	1 1 2 2	0 1 1 3	-	-	0 0 1 -1	0 0 1 -1	0 0 0 -1
Mar. 04	at Saskatoon	0 0 2 0	0 0 2 -1	0 0 0 0	-	0 1 2 0	0 0 1 -1	0 1 3 0
Mar. 06	at Medicine Hat	0 1 1 -2	0 0 0 -2	-	-	1 0 1 -2	0 0 0 -2	0 0 0 0
Mar. 07	Prince Albert	0 0 1 1	0 0 1 0	-	-	0 0 0 2	0 0 0 0	0 0 0 0
Mar. 10	Wenatchee	0 0 0 0	0 0 1 -2	-	-	0 0 1 0	0 0 1 -1	0 0 1 2
Mar. 13	Brandon	-	0 0 0 2	0 0 0 0	-	0 0 2 2	0 0 0 -1	0 0 1 -1
Mar. 14	Calgary	-	0 0 1 -2	0 0 0 2	-	0 0 0 -3	0 1 0 2	0 0 1 2

Player Stats (G, A, Shots, -/-) Goalie Stats (GA, SVS, Decision)

Red Deer Rebels Player Game By Game (2/5)

Player Game by Game Report

Date	Opp.	8 Temple	9 Kuzma	10 Peterson	11 Andersen	12 Arcand-Vandale	12 Calhoon	12 Ewen
Sep. 19	Edmonton	-	-	0 0 0 1	-	-	0 0 1 -2	-
Sep. 20	at Edmonton	-	-	0 0 0 0	-	-	0 0 2 -1	-
Sep. 27	Lethbridge	-	-	0 1 1 0	-	-	-	-
Oct. 03	at Saskatoon	-	-	0 0 1 0	-	-	-	-
Oct. 04	at Prince Albert	-	-	-	-	-	-	-
Oct. 07	Lethbridge	-	-	0 0 0 0	-	-	-	-
Oct. 10	Moose Jaw	-	-	0 0 1 -1	-	-	-	-
Oct. 11	at Lethbridge	-	-	0 0 1 0	-	-	-	-
Oct. 17	Portland	-	-	0 0 0 0	-	-	-	0 0 0 -1
Oct. 18	Spokane	-	-	0 0 0 -1	-	-	-	-
Oct. 21	at Moose Jaw	-	-	-	-	-	-	-
Oct. 22	at Swift Current	-	-	-	-	-	-	-
Oct. 24	Regina	-	-	-	-	-	-	-
Oct. 25	Calgary	-	-	-	-	-	-	-
Oct. 29	at Calgary	-	-	-	-	-	-	-
Nov. 01	Swift Current	-	-	0 0 0 0	-	-	-	-
Nov. 05	at Edmonton	-	-	0 0 0 0	-	-	-	-
Nov. 07	at Regina	-	-	0 0 0 0	-	-	-	-
Nov. 09	at Moose Jaw	-	-	0 0 2 0	-	-	-	-
Nov. 11	at Brandon	-	-	0 1 1 0	-	-	-	-
Nov. 15	Saskatoon	-	-	0 1 0 0	-	-	-	-
Nov. 21	Medicine Hat	-	-	-	-	-	-	-
Nov. 28	Edmonton	-	-	-	-	0 0 0 0	-	-
Nov. 30	at Calgary	-	-	0 0 1 0	-	-	-	-
Dec. 03	at Lethbridge	-	-	-	-	-	-	-
Dec. 05	at Edmonton	-	-	-	-	-	-	-
Dec. 06	Prince Albert	-	-	0 0 0 -1	-	-	-	-
Dec. 12	at Calgary	-	-	-	-	-	-	-
Dec. 13	Calgary	-	-	-	-	-	-	-
Dec. 16	Brandon	-	-	0 0 0 0	-	-	-	-
Dec. 27	Edmonton	-	-	0 1 0 1	-	-	-	-
Dec. 28	at Medicine Hat	-	-	0 0 1 0	1 0 2 -2	-	-	-
Dec. 30	Medicine Hat	-	-	0 0 1 -1	0 0 0 -1	-	-	-
Jan. 01	at Edmonton	-	-	0 0 0 -1	0 0 0 0	-	-	-
Jan. 03	Seattle	0 0 1 -1	0 0 2 -1	0 1 0 2	1 0 1 0	-	-	-
Jan. 07	at Brandon	0 1 6 1	0 2 2 2	-	0 1 4 1	-	-	-
Jan. 09	at Regina	0 1 1 -1	0 0 2 -2	0 0 0 0	0 0 5 -2	-	-	-
Jan. 10	at Swift Current	0 0 3 0	0 1 5 1	0 0 2 0	0 0 3 0	-	-	-
Jan. 14	at Lethbridge	0 0 3 0	1 1 2 1	0 0 2 0	1 1 3 1	-	-	-
Jan. 16	Tri-City	0 0 2 -1	0 1 4 -1	0 0 0 -1	-	-	-	-
Jan. 17	Lethbridge	-	0 1 3 1	0 0 0 0	0 1 6 1	-	-	-
Jan. 20	Regina	-	0 0 3 0	-	0 0 0 0	-	-	-
Jan. 23	Calgary	-	0 0 2 0	-	0 0 1 0	-	-	-
Jan. 25	at Penticton	-	1 0 2 -1	0 0 4 0	0 0 1 -1	-	-	-
Jan. 27	at Kelowna	-	0 0 2 -1	0 0 0 0	0 1 0 0	-	-	-
Jan. 28	at Kamloops	-	0 0 2 -2	-	0 0 3 -1	-	-	-
Jan. 31	at Victoria	-	0 1 2 -3	-	1 0 4 -3	-	-	-
Feb. 01	at Vancouver	-	0 0 2 0	-	0 0 3 0	-	-	-
Feb. 03	at Prince George	-	1 0 2 1	-	1 0 3 0	-	-	-
Feb. 07	Moose Jaw	-	0 0 2 -1	-	0 1 2 -1	-	-	-
Feb. 10	Everett	-	1 1 2 1	-	0 1 1 0	-	-	-
Feb. 13	Medicine Hat	-	0 0 0 0	-	1 1 1 1	-	-	-
Feb. 15	Lethbridge	-	0 1 6 1	0 0 0 -1	1 1 3 -1	-	-	-
Feb. 16	at Medicine Hat	-	0 0 3 0	0 0 0 -2	0 0 0 -2	-	-	-
Feb. 20	Saskatoon	-	0 0 0 -1	0 0 0 0	0 1 1 0	-	-	-
Feb. 22	at Calgary	-	0 0 2 0	0 0 0 0	0 0 4 0	-	-	-
Feb. 27	Edmonton	-	0 0 4 -1	0 0 0 0	0 0 4 -1	-	-	-
Feb. 28	Swift Current	-	0 0 4 -1	0 0 0 0	0 0 0 -1	-	-	-
Mar. 03	at Prince Albert	0 0 2 1	1 1 4 0	-	0 2 1 1	-	-	-
Mar. 04	at Saskatoon	0 1 3 1	1 0 3 -2	-	1 0 3 1	-	-	-
Mar. 06	at Medicine Hat	0 3 1 0	0 0 5 -3	0 0 1 -2	1 0 4 1	-	-	-
Mar. 07	Prince Albert	0 1 1 1	0 0 3 0	0 0 0 0	0 1 0 0	-	-	-
Mar. 10	Wenatchee	0 1 1 0	1 0 2 0	0 1 1 1	1 0 3 0	-	-	-
Mar. 13	Brandon	0 0 1 0	0 0 1 0	0 0 2 -1	0 1 3 1	-	-	-
Mar. 14	Calgary	0 0 0 2	1 3 5 3	0 0 0 0	0 0 1 -1	-	-	-

Player Stats (G, A, Shots, -/-) Goalie Stats (GA, SVS, Decision)

Red Deer Rebels Player Game By Game (3/5)

Player Game by Game Report

Date	Opp.	12 Yaremko	14 Varga	15 DeWitt	16 Mikan	17 Lisy	18 Lodge	19 Schmidt
Sep. 19	Edmonton	-	-	-	-	0 0 0 0	-	0 0 0 -2
Sep. 20	at Edmonton	-	-	-	-	0 0 0 0	-	0 0 0 0
Sep. 27	Lethbridge	-	-	-	-	0 0 0 0	-	0 0 0 1
Oct. 03	at Saskatoon	-	-	-	-	0 0 1 0	-	0 0 0 0
Oct. 04	at Prince Albert	-	-	-	-	0 0 1 0	-	0 0 0 -1
Oct. 07	Lethbridge	-	-	-	-	1 0 2 0	-	0 0 1 0
Oct. 10	Moose Jaw	-	-	-	-	0 0 1 0	-	0 0 2 -1
Oct. 11	at Lethbridge	-	-	-	-	0 1 2 1	-	0 0 1 0
Oct. 17	Portland	-	-	-	-	0 0 1 1	-	0 0 1 0
Oct. 18	Spokane	-	-	-	-	0 0 0 0	-	0 0 0 0
Oct. 21	at Moose Jaw	-	-	-	-	0 0 0 1	-	0 0 0 0
Oct. 22	at Swift Current	-	-	-	-	0 0 1 0	-	0 0 0 1
Oct. 24	Regina	-	-	-	-	0 1 3 1	-	0 0 0 0
Oct. 25	Calgary	-	-	-	-	0 0 2 0	0 0 1 0	0 1 1 1
Oct. 29	at Calgary	-	-	-	-	0 0 0 -1	0 0 0 -1	0 0 1 0
Nov. 01	Swift Current	-	-	-	-	-	0 1 4 1	0 0 1 0
Nov. 05	at Edmonton	-	-	-	-	0 0 1 -2	0 0 2 -1	0 0 1 -1
Nov. 07	at Regina	-	-	-	-	0 0 1 0	0 0 0 0	0 0 1 0
Nov. 09	at Moose Jaw	-	-	-	-	0 0 2 -1	0 0 2 0	0 0 2 0
Nov. 11	at Brandon	-	-	-	-	1 0 1 0	0 1 2 1	0 1 1 2
Nov. 15	Saskatoon	-	-	-	-	0 1 0 2	0 0 1 0	0 0 1 1
Nov. 21	Medicine Hat	-	-	-	-	0 0 0 -1	0 0 1 -1	0 0 0 -1
Nov. 28	Edmonton	-	-	0 0 1 0	-	0 1 2 0	0 0 2 0	-
Nov. 30	at Calgary	-	-	0 1 1 0	-	0 0 0 0	0 1 1 0	-
Dec. 03	at Lethbridge	-	-	0 0 0 2	-	0 0 0 2	1 0 4 2	0 0 2 2
Dec. 05	at Edmonton	-	-	0 0 0 -1	-	0 0 1 -2	0 0 2 -2	0 0 2 0
Dec. 06	Prince Albert	-	-	0 0 0 0	-	0 0 0 -1	0 0 2 0	0 0 1 -1
Dec. 12	at Calgary	-	-	0 1 0 0	-	0 0 1 0	0 0 3 -2	-
Dec. 13	Calgary	-	-	0 0 0 -1	-	0 0 2 -2	0 0 2 -1	-
Dec. 16	Brandon	-	-	0 0 0 0	-	-	-	-
Dec. 27	Edmonton	-	-	0 0 0 0	-	-	-	1 0 1 1
Dec. 28	at Medicine Hat	-	-	0 0 1 -3	-	-	-	0 0 0 -1
Dec. 30	Medicine Hat	-	-	0 0 0 -1	-	-	-	0 0 1 -1
Jan. 01	at Edmonton	-	-	0 0 1 -2	-	-	0 1 0 0	0 0 0 -1
Jan. 03	Seattle	-	1 0 2 0	0 0 0 -2	-	0 0 1 0	0 0 0 0	-
Jan. 07	at Brandon	-	1 0 6 1	0 0 0 0	-	1 1 2 3	0 0 3 0	-
Jan. 09	at Regina	-	0 1 3 1	0 0 1 -2	-	0 1 1 0	0 0 1 -1	-
Jan. 10	at Swift Current	-	0 0 1 0	0 0 1 -1	-	0 0 1 1	0 0 3 1	-
Jan. 14	at Lethbridge	0 1 2 0	0 1 2 1	0 0 0 0	-	0 2 0 1	-	-
Jan. 16	Tri-City	1 1 7 -1	0 1 4 -2	0 0 0 0	-	1 0 1 0	-	-
Jan. 17	Lethbridge	2 1 6 3	1 1 7 2	0 0 0 0	-	0 1 2 1	-	0 0 0 0
Jan. 20	Regina	0 0 2 1	1 1 5 1	0 0 1 0	-	0 0 0 0	0 0 5 0	-
Jan. 23	Calgary	1 0 2 -1	0 0 4 -1	0 0 0 -1	-	0 0 1 -1	0 0 2 -1	-
Jan. 25	at Penticton	0 1 4 0	1 0 3 -1	0 0 1 0	-	0 0 2 0	0 0 3 0	-
Jan. 27	at Kelowna	0 0 1 -2	0 1 2 0	0 0 0 0	-	0 1 2 2	0 0 0 0	-
Jan. 28	at Kamloops	0 0 3 -3	0 0 1 -3	1 0 1 2	-	0 1 0 -1	0 1 0 2	-
Jan. 31	at Victoria	0 0 0 -1	0 0 2 -1	1 1 2 2	0 0 0 1	0 0 1 -2	0 0 0 1	-
Feb. 01	at Vancouver	0 0 5 0	0 1 3 0	0 0 1 0	0 0 1 0	0 0 2 0	0 1 0 1	-
Feb. 03	at Prince George	0 0 2 -1	0 1 3 1	0 0 2 1	0 0 1 0	0 1 0 0	0 0 1 0	-
Feb. 07	Moose Jaw	1 0 4 -1	0 0 2 -1	0 0 2 1	0 0 1 0	0 0 2 0	0 0 1 2	-
Feb. 10	Everett	1 0 3 1	1 1 3 1	0 0 3 -1	-	0 0 2 2	0 0 2 -3	-
Feb. 13	Medicine Hat	0 0 1 0	0 1 3 -1	0 1 0 0	0 0 0 0	0 1 1 -1	0 0 0 -1	-
Feb. 15	Lethbridge	0 0 1 -2	0 1 3 1	0 0 1 0	-	1 1 1 2	0 0 4 0	-
Feb. 16	at Medicine Hat	0 0 3 -3	0 1 0 -1	0 0 0 0	-	0 0 0 -1	0 0 0 -2	-
Feb. 20	Saskatoon	0 0 0 -2	0 0 4 0	1 0 2 2	0 0 1 0	0 0 0 -1	-	-
Feb. 22	at Calgary	1 0 6 1	0 0 5 0	0 0 0 0	0 0 1 0	0 0 0 1	-	-
Feb. 27	Edmonton	0 0 4 0	0 0 5 -2	0 0 1 0	-	0 0 3 -1	0 0 1 0	-
Feb. 28	Swift Current	0 1 4 1	1 0 3 0	1 0 2 1	-	0 0 1 1	0 0 0 3	-
Mar. 03	at Prince Albert	0 0 1 0	0 0 1 0	0 0 0 -2	-	0 0 0 -2	0 0 0 -1	-
Mar. 04	at Saskatoon	-	0 0 0 -2	0 0 0 0	-	0 0 0 0	0 0 3 0	-
Mar. 06	at Medicine Hat	-	1 0 6 -1	0 0 0 -1	-	0 0 0 -2	1 0 1 0	-
Mar. 07	Prince Albert	-	0 0 2 0	1 0 1 1	-	0 0 1 1	0 1 2 1	-
Mar. 10	Wenatchee	-	0 0 0 -2	0 0 0 -1	-	0 1 1 2	2 0 4 2	-
Mar. 13	Brandon	-	0 0 2 0	0 0 0 -1	-	0 0 1 -1	0 1 1 2	-
Mar. 14	Calgary	-	3 0 4 3	0 0 0 0	-	0 2 0 2	0 1 1 1	-

Player Stats (G, A, Shots, -/-) Goalie Stats (GA, SVS, Decision)

Red Deer Rebels Player Game By Game (4/5)

Player Game by Game Report

Date	Opp.	19 Turchak	20 Bawa	20 Sopiarcz	21 Hamilton	23 Shadrick	24 MacSwain	26 Brigley
Sep. 19	Edmonton	-	0 0 1 0	-	0 1 2 0	0 0 1 0	0 0 0 0	0 1 1 0
Sep. 20	at Edmonton	-	0 0 2 -1	-	0 1 4 -1	0 0 1 0	0 0 0 0	0 1 0 -1
Sep. 27	Lethbridge	-	0 0 2 0	-	0 0 5 0	1 0 1 0	0 0 0 1	1 0 5 2
Oct. 03	at Saskatoon	-	0 0 1 0	-	1 1 6 2	0 0 0 0	0 0 0 -2	0 0 4 0
Oct. 04	at Prince Albert	-	0 0 2 -2	-	0 0 6 0	0 0 0 -1	0 0 0 0	0 0 1 -1
Oct. 07	Lethbridge	-	0 0 1 0	-	0 0 1 0	0 1 1 0	-	0 1 3 0
Oct. 10	Moose Jaw	-	0 0 2 -2	-	1 0 4 -2	-	0 0 1 0	1 1 3 1
Oct. 11	at Lethbridge	-	1 0 2 1	-	0 1 4 1	0 0 3 0	1 1 1 1	1 1 4 2
Oct. 17	Portland	-	0 0 3 -1	-	0 0 0 -1	0 0 0 0	1 0 1 1	0 0 2 -2
Oct. 18	Spokane	-	0 0 1 0	-	0 1 4 0	0 0 0 0	1 0 1 0	1 0 4 -1
Oct. 21	at Moose Jaw	-	1 1 4 3	-	0 0 3 -2	0 0 0 0	0 0 1 -1	0 0 4 1
Oct. 22	at Swift Current	-	0 0 0 0	-	0 1 2 -1	1 0 2 1	0 0 1 0	0 0 3 -2
Oct. 24	Regina	-	0 0 1 0	-	1 2 2 2	0 0 1 0	1 1 1 2	1 1 4 0
Oct. 25	Calgary	-	1 0 2 1	-	0 0 2 0	0 0 1 1	0 0 0 0	0 0 2 0
Oct. 29	at Calgary	-	0 0 1 0	-	0 0 0 1	-	0 0 0 -1	0 0 1 0
Nov. 01	Swift Current	-	0 1 1 0	-	1 0 1 1	0 0 0 0	1 0 2 2	0 1 6 0
Nov. 05	at Edmonton	-	0 0 1 -2	-	1 1 2 -1	0 0 1 -1	0 0 2 0	1 1 1 -2
Nov. 07	at Regina	-	0 0 1 0	-	0 2 1 0	0 0 1 0	0 0 0 1	2 0 4 1
Nov. 09	at Moose Jaw	-	0 1 0 1	-	0 1 3 -1	0 0 2 0	0 0 1 -1	0 0 2 -1
Nov. 11	at Brandon	-	0 0 1 1	-	2 0 6 0	0 0 1 -1	1 3 2 3	1 0 6 2
Nov. 15	Saskatoon	-	0 0 1 -1	-	1 1 4 0	0 0 1 0	0 0 0 0	0 0 1 0
Nov. 21	Medicine Hat	-	0 0 1 0	-	1 0 4 0	-	0 0 1 -1	0 0 2 0
Nov. 28	Edmonton	-	-	-	0 1 3 -2	-	0 0 1 1	0 0 3 -2
Nov. 30	at Calgary	-	-	-	1 1 5 1	-	1 1 3 2	0 1 0 1
Dec. 03	at Lethbridge	-	-	-	0 1 2 0	2 0 3 2	0 0 1 0	0 1 1 0
Dec. 05	at Edmonton	-	-	-	0 0 2 -2	0 0 1 -2	0 0 1 0	1 0 3 1
Dec. 06	Prince Albert	-	-	-	0 0 3 -2	0 0 2 -1	1 0 1 0	0 1 3 -1
Dec. 12	at Calgary	-	-	-	0 0 4 -2	0 0 1 1	0 0 1 -1	0 0 1 0
Dec. 13	Calgary	-	-	-	0 0 3 -1	0 0 0 -1	0 0 3 -1	0 0 3 -1
Dec. 16	Brandon	0 0 0 0	-	0 0 0 -1	0 0 5 0	0 0 2 0	0 0 1 1	0 0 3 0
Dec. 27	Edmonton	-	-	0 1 0 -1	0 0 3 -3	0 0 2 1	1 0 2 1	0 0 4 -3
Dec. 28	at Medicine Hat	-	-	0 1 1 1	0 0 1 0	-	1 0 3 1	1 0 3 0
Dec. 30	Medicine Hat	0 0 0 -1	-	0 0 0 -2	0 0 4 -2	0 0 3 0	0 0 0 -2	0 0 1 -3
Jan. 01	at Edmonton	-	-	0 0 0 -1	0 0 0 0	1 0 2 0	0 0 1 0	0 0 3 0
Jan. 03	Seattle	-	-	0 1 1 -1	-	-	0 2 3 2	1 1 1 2
Jan. 07	at Brandon	-	-	0 0 0 0	0 0 2 0	-	0 0 1 2	1 0 5 1
Jan. 09	at Regina	-	-	0 0 1 -2	2 0 4 0	-	0 0 2 0	0 0 2 -2
Jan. 10	at Swift Current	-	-	0 0 1 0	1 0 5 1	-	0 1 0 1	0 1 2 1
Jan. 14	at Lethbridge	-	-	0 0 4 0	0 1 4 0	-	0 1 0 0	0 0 2 0
Jan. 16	Tri-City	-	-	0 0 3 1	1 0 8 0	-	0 0 1 1	0 0 6 -2
Jan. 17	Lethbridge	-	-	0 0 1 0	1 0 3 3	-	0 0 4 0	-
Jan. 20	Regina	-	-	0 0 5 0	1 1 1 1 1	-	0 0 1 0	0 0 5 0
Jan. 23	Calgary	-	-	0 0 4 -2	0 1 7 -1	-	0 0 3 -2	0 0 1 -1
Jan. 25	at Penticton	-	-	0 0 1 -1	0 1 4 0	-	0 0 1 -1	1 0 4 1
Jan. 27	at Kelowna	-	-	2 1 6 1	0 2 4 0	-	0 0 2 0	0 0 2 -2
Jan. 28	at Kamloops	-	-	1 0 3 1	0 0 2 -2	-	0 0 0 -2	0 0 1 -2
Jan. 31	at Victoria	-	-	0 0 2 0	0 0 6 -1	-	0 0 1 -1	0 0 0 -1
Feb. 01	at Vancouver	-	-	0 0 3 0	0 1 5 0	-	0 0 0 1	1 0 4 1
Feb. 03	at Prince George	-	-	1 0 2 0	0 1 4 1	-	0 0 1 0	0 1 2 1
Feb. 07	Moose Jaw	-	-	0 1 3 1	1 0 8 1	-	1 2 3 3	1 0 6 3
Feb. 10	Everett	-	-	0 0 3 -1	0 1 7 1	-	0 0 0 -2	0 1 6 -3
Feb. 13	Medicine Hat	-	-	0 3 2 0	2 2 7 1	-	0 0 0 -1	1 0 2 -1
Feb. 15	Lethbridge	-	-	1 0 1 1	0 0 1 0 1	-	0 0 1 0	0 0 1 0
Feb. 16	at Medicine Hat	-	-	0 0 2 -2	0 1 2 0	-	0 0 2 -3	1 0 2 -2
Feb. 20	Saskatoon	-	-	0 0 0 -1	1 0 5 0	-	0 0 1 -2	0 0 2 0
Feb. 22	at Calgary	-	-	0 0 4 0	0 0 0 0	-	0 1 0 1	0 0 2 0
Feb. 27	Edmonton	-	-	0 0 0 -2	0 0 2 -2	-	0 0 0 0	0 0 3 -1
Feb. 28	Swift Current	-	-	0 1 4 1	0 0 7 -1	-	0 0 0 1	1 0 1 0
Mar. 03	at Prince Albert	-	-	0 1 1 0 0	1 0 4 1	-	0 0 0 1	0 0 6 0
Mar. 04	at Saskatoon	-	-	0 0 3 0	0 1 9 1	-	0 0 1 0	0 0 0 -1
Mar. 06	at Medicine Hat	-	-	0 0 3 -5	0 3 2 1	-	0 0 1 0	0 0 0 -4
Mar. 07	Prince Albert	-	-	0 0 3 0	1 0 3 0	-	0 0 1 0	0 1 0 1
Mar. 10	Wenatchee	-	-	0 1 2 -1	0 2 6 1	-	0 0 0 2	0 0 4 0
Mar. 13	Brandon	-	-	0 0 2 -1	1 0 5 0	-	0 0 0 -1	0 0 3 1
Mar. 14	Calgary	-	-	0 0 5 -2	0 0 4 -2	-	1 0 2 1	0 0 1 0

Player Stats (G, A, Shots, -/-) Goalie Stats (GA, SVS, Decision)

Red Deer Rebels Player Game By Game (5/5)

Player Game by Game Report

Date	Opp.	27 Mikes	28 Pickering	31 Shore	35 Kondro
Sep. 19	Edmonton	-	0 0 0 0	4 22 L	
Sep. 20	at Edmonton	-	-		4 39 L
Sep. 27	Lethbridge	-	-		-
Oct. 03	at Saskatoon	-	-	4 29 L	-
Oct. 04	at Prince Albert	-	-		-
Oct. 07	Lethbridge	-	-		-
Oct. 10	Moose Jaw	-	-	1 6 L	-
Oct. 11	at Lethbridge	-	-	-	-
Oct. 17	Portland	-	-		-
Oct. 18	Spokane	-	-		-
Oct. 21	at Moose Jaw	-	-	4 21 SL	-
Oct. 22	at Swift Current	-	-		-
Oct. 24	Regina	-	-	-	2 25 W
Oct. 25	Calgary	-	-	-	-
Oct. 29	at Calgary	-	-	-	3 32 SL
Nov. 01	Swift Current	-	-		1 23 W
Nov. 05	at Edmonton	-	-		7 30 L
Nov. 07	at Regina	-	-	3 33 W	
Nov. 09	at Moose Jaw	-	-		3 31 OTL
Nov. 11	at Brandon	0 0 1 0	-	4 37 W	
Nov. 15	Saskatoon	0 0 0 0	-		6 27 L
Nov. 21	Medicine Hat	0 0 2 -1	-		3 32 W
Nov. 28	Edmonton	0 0 0 0	-	4 27 L	
Nov. 30	at Calgary	0 0 0 0	-		3 17 W
Dec. 03	at Lethbridge	1 1 5 2	-		1 19 W
Dec. 05	at Edmonton	0 0 0 -2	-	3 25 L	
Dec. 06	Prince Albert	1 0 1 0	-		6 36 L
Dec. 12	at Calgary	0 0 1 -1	-		4 37 L
Dec. 13	Calgary	0 0 0 -1	-	5 8	4 8 L
Dec. 16	Brandon	0 0 0 -1	-		2 22 L
Dec. 27	Edmonton	0 0 2 0	-		3 27 OTL
Dec. 28	at Medicine Hat	1 0 1 -2	-	7 24 L	
Dec. 30	Medicine Hat	-	-		8 33 L
Jan. 01	at Edmonton	-	-		5 19 L
Jan. 03	Seattle	1 1 2 3	-	3 33 W	
Jan. 07	at Brandon	0 1 0 1	-	0 35 W	
Jan. 09	at Regina	0 0 1 -1	-	4 24 L	
Jan. 10	at Swift Current	0 0 4 1	-		2 22 W
Jan. 14	at Lethbridge	1 0 1 0	-		3 22 W
Jan. 16	Tri-City	0 2 2 0	-	4 27 L	
Jan. 17	Lethbridge	1 0 1 1	-		0 14 W
Jan. 20	Regina	0 0 2 0	-		1 29 W
Jan. 23	Calgary	0 0 0 -4	-		4 37 L
Jan. 25	at Penticton	0 0 3 -1	-	5 32 L	
Jan. 27	at Kelowna	0 0 0 0	-	0 10	5 23 L
Jan. 28	at Kamloops	0 0 0 -1	-		4 34 L
Jan. 31	at Victoria	0 0 2 -1	-	6 27 L	
Feb. 01	at Vancouver	0 0 1 0	-		1 21 W
Feb. 03	at Prince George	0 0 0 0	-		2 27 W
Feb. 07	Moose Jaw	0 0 1 0	-		2 28 W
Feb. 10	Everett	0 0 1 -2	-		5 26 L
Feb. 13	Medicine Hat	0 0 1 -1	-		4 54 W
Feb. 15	Lethbridge	1 2 3 0	-		3 29 W
Feb. 16	at Medicine Hat	0 0 3 -1	-	10 28 L	
Feb. 20	Saskatoon	0 0 2 -2	-		5 26 L
Feb. 22	at Calgary	0 1 2 1	-		2 38 L
Feb. 27	Edmonton	0 0 1 0	-		1 21 L
Feb. 28	Swift Current	0 2 2 2	-		2 19 W
Mar. 03	at Prince Albert	1 1 2 -1	-		3 45 W
Mar. 04	at Saskatoon	0 0 0 0	-		3 33 L
Mar. 06	at Medicine Hat	0 1 2 -1	-	7 29 L	1 5
Mar. 07	Prince Albert	1 1 2 2	-		1 28 W
Mar. 10	Wenatchee	0 0 0 -1	-		5 34 OTL
Mar. 13	Brandon	2 0 3 2	-		2 39 W
Mar. 14	Calgary	0 0 2 -1	-		6 31 OTL

Player Stats (G, A, Shots, -/-) Goalie Stats (GA, SVS, Decision)

Lethbridge Hurricanes Player Game By Game (1/5)

Player Game by Game Report

Date	Opp.	2 Leonard	3 Scott	4 Adair	5 Pichette	6 Smith	7 Soper	8 Maloney
Sep. 19	Calgary	-	0 1 2 1	-	0 0 0 -1	-	-	0 0 1 -2
Sep. 20	at Calgary	-	0 1 1 0	-	0 0 0 2	-	-	0 1 1 2
Sep. 26	Saskatoon	-	-	0 1 2 -1	0 0 0 0	-	-	0 0 0 -1
Sep. 27	at Red Deer	-	0 0 1 0	0 0 0 1	0 0 0 1	-	-	-
Oct. 03	Medicine Hat	-	0 0 0 -1	0 0 4 0	0 1 0 -1	-	-	0 0 2 0
Oct. 05	at Calgary	-	0 1 0 1	0 0 1 1	-	-	-	0 1 0 1
Oct. 07	at Red Deer	-	0 0 0 0	0 0 1 -1	-	-	-	0 0 0 -1
Oct. 10	Portland	-	-	0 0 0 -1	0 0 1 1	-	-	1 0 7 -1
Oct. 11	Red Deer	-	0 0 0 -1	0 0 1 -1	0 0 0 -1	-	-	0 0 1 -2
Oct. 13	at Edmonton	-	-	0 0 2 0	0 0 0 -3	-	-	0 1 1 -1
Oct. 15	Spokane	-	0 0 1 0	0 0 2 -2	0 0 2 -2	-	-	0 0 3 0
Oct. 17	Calgary	-	0 1 3 -1	0 0 0 1	0 0 0 2	-	-	0 1 1 1
Oct. 22	at Regina	-	-	0 0 1 -1	0 1 0 1	0 0 1 -1	-	0 0 1 -1
Oct. 24	at Moose Jaw	-	0 0 0 0	0 0 0 1	-	0 0 1 0	-	0 0 0 -1
Oct. 25	at Brandon	-	0 0 2 -2	0 0 2 -3	0 0 0 -2	0 0 0 -3	-	-
Oct. 29	Edmonton	-	0 2 3 0	1 0 1 -2	0 0 0 -3	-	-	0 2 0 1
Nov. 01	Tri-City	-	-	1 0 1 0	0 0 0 0	0 0 3 -1	-	0 3 0 1
Nov. 05	Prince Albert	-	-	0 0 0 -2	0 0 3 -2	0 0 1 0	-	0 1 1 1
Nov. 07	Brandon	-	-	0 0 1 -1	0 0 0 1	0 1 1 -1	-	0 1 0 0
Nov. 08	at Swift Current	-	0 0 4 0	0 0 1 0	0 1 1 1	-	-	0 0 6 -1
Nov. 12	at Penticton	-	0 0 0 0	0 0 1 0	0 0 0 1	-	-	0 2 0 2
Nov. 14	at Kelowna	-	1 0 1 0	0 1 1 1	0 0 1 1	0 1 0 1	-	0 2 1 2
Nov. 15	at Kamloops	-	0 0 0 -2	0 0 0 -2	-	0 0 1 -1	-	1 0 3 -1
Nov. 18	at Victoria	-	0 2 0 1	0 1 2 1	0 1 2 1	-	-	0 0 2 -1
Nov. 19	at Vancouver	-	0 0 1 -2	0 0 0 -2	0 1 0 2	0 0 2 1	-	0 1 1 0
Nov. 21	at Prince George	-	-	0 0 0 -2	0 0 0 -2	0 0 1 -1	-	0 0 3 -2
Nov. 28	Moose Jaw	-	0 0 5 2	0 0 2 1	-	0 0 3 1	-	0 1 2 1
Dec. 03	Red Deer	-	0 0 0 -3	-	0 0 1 0	0 1 0 -2	0 0 0 0	0 0 1 -1
Dec. 05	Wenatchee	-	0 0 1 1	0 0 1 2	1 0 2 1	-	-	0 0 3 0
Dec. 06	Calgary	-	0 0 1 -2	0 1 1 1	0 1 2 1	0 0 0 -1	-	0 0 1 -2
Dec. 10	at Brandon	-	0 0 0 -2	0 0 0 -3	0 0 0 -3	-	-	0 1 0 1
Dec. 12	at Saskatoon	0 1 1 0	0 0 1 -1	0 0 0 -2	-	0 0 1 0	-	0 1 5 -2
Dec. 13	at Prince Albert	0 1 1 0	-	0 0 1 0	-	0 0 1 0	-	0 0 2 -3
Dec. 16	Edmonton	0 1 2 1	0 1 0 -1	0 0 0 0	-	0 0 1 -1	-	0 0 0 0
Dec. 27	Medicine Hat	0 0 0 0	0 1 1 0	0 0 0 0	-	0 0 0 -1	-	0 0 2 0
Dec. 28	at Edmonton	0 1 1 -2	0 0 1 -2	0 0 1 -3	0 0 2 1	0 0 1 1	-	0 1 2 -2
Dec. 30	Edmonton	0 0 1 -2	0 0 1 0	1 0 1 0	0 0 0 -2	0 0 0 -3	-	0 0 3 -2
Jan. 02	Swift Current	-	1 1 2 1	0 1 1 1	0 0 1 0	-	-	0 1 3 -1
Jan. 03	at Swift Current	0 0 1 -1	0 2 0 0	0 0 2 -1	0 0 1 -2	-	-	1 0 2 0
Jan. 07	Seattle	0 0 1 -3	0 0 1 -1	1 1 4 2	0 0 1 -2	-	-	0 2 4 2
Jan. 10	at Medicine Hat	-	0 0 1 -2	0 0 3 -1	0 0 0 -2	-	-	1 0 1 0
Jan. 11	at Calgary	0 0 0 -2	0 0 1 -1	0 0 2 -1	0 0 4 -1	-	-	0 0 4 -2
Jan. 14	Red Deer	-	0 0 2 -1	0 0 0 0	0 1 2 0	-	-	0 0 2 0
Jan. 16	Prince Albert	-	0 0 0 0	0 0 0 -2	0 0 0 -1	-	-	0 0 1 -2
Jan. 17	at Red Deer	0 0 1 0	0 0 1 -2	0 0 0 0	0 0 1 -1	-	-	0 0 0 0
Jan. 21	Brandon	-	0 3 2 2	0 0 1 -3	0 0 1 0	-	-	0 1 2 -3
Jan. 23	Regina	-	0 1 0 1	0 0 0 1	0 0 0 0	-	-	0 0 1 0
Jan. 28	Saskatoon	-	0 1 1 0	0 2 2 2	0 1 1 1	-	-	0 0 1 2
Jan. 30	Calgary	-	0 0 0 1	0 0 1 2	0 0 4 0	-	-	-
Jan. 31	at Medicine Hat	-	0 0 0 -4	0 1 2 -1	0 0 2 -2	-	-	-
Feb. 06	at Prince Albert	-	0 0 1 -2	0 0 1 -3	0 0 0 -1	-	-	-
Feb. 07	at Saskatoon	-	0 0 1 0	0 1 0 2	0 0 3 0	0 0 0 0	-	-
Feb. 13	Everett	-	0 0 0 -1	0 0 0 1	0 0 0 -2	0 0 0 -1	-	-
Feb. 15	at Red Deer	-	0 0 2 1	0 0 0 -1	1 1 3 0	-	-	-
Feb. 16	at Edmonton	-	0 0 1 0	0 0 0 -1	0 0 1 -1	-	-	-
Feb. 20	Medicine Hat	-	0 0 0 -2	0 0 1 0	0 0 2 -1	-	-	-
Feb. 21	at Medicine Hat	-	0 0 0 -1	0 0 1 0	0 0 2 0	-	-	-
Feb. 25	Moose Jaw	-	0 0 1 -1	0 0 1 0	0 0 2 -4	-	-	-
Feb. 27	Swift Current	-	0 2 0 2	0 0 1 0	1 1 4 2	-	-	-
Feb. 28	at Edmonton	-	0 0 0 -3	0 0 0 -3	0 0 1 -1	-	-	-
Mar. 06	at Regina	-	0 0 0 0	0 0 3 -2	0 0 2 -3	-	-	-
Mar. 07	at Moose Jaw	-	0 0 1 -1	0 0 2 0	0 0 0 -2	-	-	-
Mar. 11	Regina	-	0 0 0 -2	0 0 1 -1	0 0 1 1	-	-	-
Mar. 13	Medicine Hat	-	0 0 0 0	0 0 2 -1	0 0 1 -2	-	-	-
Mar. 14	at Medicine Hat	-	0 0 1 -2	0 0 1 0	0 0 2 1	-	-	-

Player Stats (G, A, Shots, -/-) Goalie Stats (GA, SVS, Decision)

Lethbridge Hurricanes Player Game By Game (2/5)

Player Game by Game Report

Date	Opp.	9 Duell	11 Heger	12 Lafournaise	13 DiDomenicantonio	14 Evans	15 Longley	16 Daneault
Sep. 19	Calgary	-	-	0 0 1 -2	0 0 2 -2	0 0 0 -1	-	0 1 1 0
Sep. 20	at Calgary	0 0 1 0	-	0 0 1 0	0 1 1 2	0 0 0 1	-	0 1 3 1
Sep. 26	Saskatoon	1 0 3 -1	-	-	0 0 2 -1	0 0 0 0	-	0 0 1 -1
Sep. 27	at Red Deer	0 1 0 0	-	0 0 1 -1	0 0 0 -1	-	-	0 1 1 0
Oct. 03	Medicine Hat	0 0 1 0	-	0 0 2 0	-	0 0 2 0	-	-
Oct. 05	at Calgary	0 0 2 1	-	0 0 1 -1	-	0 0 0 0	-	0 0 0 0
Oct. 07	at Red Deer	1 0 1 0	-	1 0 2 0	0 1 1 -1	-	-	0 1 2 0
Oct. 10	Portland	0 0 1 0	-	0 0 0 -1	0 0 1 -1	0 0 0 -1	-	0 0 4 -2
Oct. 11	Red Deer	0 0 1 -1	-	-	0 0 0 -2	-	-	0 0 1 -1
Oct. 13	at Edmonton	-	-	0 0 0 0	-	0 0 0 0	-	0 0 1 -3
Oct. 15	Spokane	0 0 0 0	-	-	0 0 0 0	-	-	0 0 1 -1
Oct. 17	Calgary	0 0 2 0	-	0 1 1 0	-	0 1 1 0	-	0 1 2 2
Oct. 22	at Regina	0 1 0 0	-	1 0 1 1	0 0 1 1	0 0 0 0	-	0 2 1 2
Oct. 24	at Moose Jaw	0 1 1 1	-	0 1 0 1	0 0 0 -1	0 0 1 0	-	0 0 1 -2
Oct. 25	at Brandon	0 0 3 -3	-	0 0 2 -4	0 0 4 -2	-	-	0 0 5 -1
Oct. 29	Edmonton	0 0 0 -1	-	-	0 0 0 -2	0 0 0 -1	-	0 3 0 1
Nov. 01	Tri-City	0 2 2 1	-	0 0 0 -1	0 0 1 0	-	-	0 1 1 0
Nov. 05	Prince Albert	0 0 2 0	-	0 0 3 0	0 0 0 -1	0 0 0 -1	-	0 0 0 -1
Nov. 07	Brandon	0 0 2 -5	-	0 0 1 -2	0 0 0 0	0 0 1 -1	-	0 4 3 4
Nov. 08	at Swift Current	0 1 2 1	-	0 0 1 -1	0 1 1 0	0 0 0 -1	-	0 0 1 -1
Nov. 12	at Penticton	0 1 0 1	-	0 0 0 0	-	-	0 1 2 0	0 0 0 1
Nov. 14	at Kelowna	0 0 0 0	-	-	0 1 1 1	0 0 0 0	0 2 2 1	1 1 1 2
Nov. 15	at Kamloops	0 1 0 1	-	0 0 0 -1	0 0 0 -1	0 0 1 0	0 0 0 -2	0 0 5 -1
Nov. 18	at Victoria	2 0 2 2	-	-	0 0 0 2	-	0 0 0 -1	0 0 0 1
Nov. 19	at Vancouver	1 0 1 1	-	0 0 0 -1	0 1 3 1	-	0 1 1 0	0 0 4 -1
Nov. 21	at Prince George	0 0 3 -1	-	0 0 1 0	-	0 0 0 0	1 0 3 -2	0 0 0 -2
Nov. 28	Moose Jaw	2 1 2 3	-	1 0 1 0	0 1 1 0	0 1 0 0	0 1 2 1	1 0 2 1
Dec. 03	Red Deer	0 0 0 -2	-	0 0 1 -2	0 0 0 0	-	0 0 0 0	1 0 3 -1
Dec. 05	Wenatchee	0 0 0 0	-	0 0 1 0	-	0 0 1 0	1 0 2 1	0 1 2 1
Dec. 06	Calgary	-	-	0 0 2 0	-	0 0 2 -1	0 0 4 0	0 0 1 -1
Dec. 10	at Brandon	0 1 0 1	-	0 1 2 1	-	0 0 0 -2	0 0 1 -2	1 0 3 0
Dec. 12	at Saskatoon	0 1 1 -2	-	0 0 1 -3	-	0 0 0 0	1 0 2 0	0 0 2 -2
Dec. 13	at Prince Albert	0 0 3 0	-	0 0 0 -2	-	0 0 0 0	0 1 3 -3	0 0 2 0
Dec. 16	Edmonton	1 0 2 1	-	0 0 1 -1	-	0 0 1 0	0 0 0 0	1 0 3 -1
Dec. 27	Medicine Hat	0 1 1 0	-	0 0 0 -1	-	0 0 0 0	0 0 1 0	0 0 2 0
Dec. 28	at Edmonton	0 0 0 0	-	0 0 1 -1	-	1 0 2 -2	0 0 0 -1	1 0 3 1
Dec. 30	Edmonton	0 0 0 1	-	-	-	0 0 0 -2	0 0 1 -2	0 0 2 -4
Jan. 02	Swift Current	0 1 0 1	-	0 1 3 2	-	0 0 1 -2	0 0 3 1	0 1 1 0
Jan. 03	at Swift Current	0 1 1 -1	-	0 0 3 0	-	-	0 1 0 1	0 0 0 -4
Jan. 07	Seattle	0 0 0 -1	0 0 2 -3	2 1 5 2	-	0 0 1 0	0 1 2 0	0 0 1 -3
Jan. 10	at Medicine Hat	2 1 1 -1	0 1 2 -2	1 0 3 -1	-	0 0 1 -1	0 0 0 -1	0 2 1 -1
Jan. 11	at Calgary	0 0 2 -2	0 1 3 -1	0 0 1 -1	-	0 0 0 -1	0 0 1 0	0 1 3 -2
Jan. 14	Red Deer	1 0 1 0	0 1 6 0	1 0 1 0	-	0 0 0 -1	0 2 1 0	1 1 4 0
Jan. 16	Prince Albert	0 0 1 0	1 0 2 0	0 0 1 -2	-	0 0 2 0	0 1 2 -2	0 1 3 -1
Jan. 17	at Red Deer	0 0 0 -1	0 0 1 -4	0 0 1 -2	-	0 0 2 0	0 0 1 -1	0 0 2 -3
Jan. 21	Brandon	0 1 3 -1	0 1 0 0	0 0 2 -1	-	0 0 1 0	0 1 2 -2	0 0 4 0
Jan. 23	Regina	1 0 5 0	0 1 3 2	1 0 1 0	-	0 2 0 1	0 2 4 0	0 1 2 0
Jan. 28	Saskatoon	1 0 6 1	1 0 2 1	0 0 1 0	-	0 0 2 1	0 0 2 1	0 1 2 2
Jan. 30	Calgary	0 1 0 1	0 0 4 0	0 0 1 0	-	0 0 1 0	0 3 4 1	0 1 6 0
Jan. 31	at Medicine Hat	0 1 3 -2	0 2 1 -4	0 0 0 -1	-	0 0 1 -2	1 1 3 -3	1 1 3 -1
Feb. 06	at Prince Albert	0 0 0 -1	0 0 1 -2	0 0 3 -4	-	0 0 0 -3	0 0 1 -1	0 0 2 0
Feb. 07	at Saskatoon	0 0 1 -1	0 0 1 0	0 0 0 -1	-	0 0 0 0	0 1 0 -1	0 1 2 2
Feb. 13	Everett	1 1 1 -3	0 0 4 -2	0 0 1 -2	-	0 0 0 1	0 1 2 -3	1 0 2 1
Feb. 15	at Red Deer	0 1 2 1	0 0 3 1	0 0 3 -1	-	0 0 1 -1	1 0 2 1	0 1 3 1
Feb. 16	at Edmonton	0 1 2 1	1 1 4 2	0 0 2 0	-	0 0 0 0	0 0 3 0	0 0 2 1
Feb. 20	Medicine Hat	0 0 1 -1	0 0 2 -2	0 0 4 0	-	0 0 1 -1	0 0 2 0	0 0 3 -1
Feb. 21	at Medicine Hat	0 0 2 -2	0 0 3 -1	1 0 3 0	-	0 0 1 0	0 0 1 0	1 0 3 1
Feb. 25	Moose Jaw	1 1 2 1	0 1 3 -2	0 0 1 -1	-	0 0 2 -2	0 0 2 -1	1 1 5 0
Feb. 27	Swift Current	0 1 0 1	2 0 6 3	0 0 1 0	-	0 1 1 3	1 1 2 1	0 0 2 0
Feb. 28	at Edmonton	0 0 0 -2	0 0 1 -2	0 0 0 -1	-	0 0 0 -1	0 0 1 0	0 0 3 -2
Mar. 06	at Regina	1 1 2 1	1 1 5 -2	0 0 0 -1	-	0 0 0 0	0 0 5 0	1 2 9 0
Mar. 07	at Moose Jaw	0 0 5 -2	0 1 1 -1	0 0 1 -3	-	0 0 3 -2	1 0 2 -2	0 3 1 2
Mar. 11	Regina	1 0 1 0	0 1 4 1	1 0 1 1	-	0 1 1 1	0 0 0 -2	0 1 0 0
Mar. 13	Medicine Hat	1 0 4 0	0 0 4 -1	0 1 1 -1	-	0 0 0 -2	1 1 6 1	0 2 5 -1
Mar. 14	at Medicine Hat	0 1 2 0	0 0 0 -2	0 1 1 1	-	0 0 2 -1	1 2 2 0	0 1 0 0

Player Stats (G, A, Shots, -/-) Goalie Stats (GA, SVS, Decision)

Lethbridge Hurricanes Player Game By Game (3/5)

Player Game by Game Report

Date	Opp.	17 Anderson	18 Pentney	19 Chenier	20 Di Stefano	21 Skadauskas	22 Kibblewhite	23 Fabrizi
Sep. 19	Calgary	0 0 1 0	-	-	-	-	2 0 3 1	0 0 0 1
Sep. 20	at Calgary	0 0 3 0	-	-	-	-	0 0 3 1	0 0 0 2
Sep. 26	Saskatoon	0 0 3 0	-	-	-	-	0 1 2 1	0 1 0 2
Sep. 27	at Red Deer	0 0 1 0	-	-	-	-	0 0 1 -2	0 0 1 -2
Oct. 03	Medicine Hat	0 0 3 -1	-	-	-	0 0 0 -1	1 0 3 0	0 0 1 -2
Oct. 05	at Calgary	0 0 4 0	-	-	-	0 0 2 1	1 0 2 0	0 0 1 -2
Oct. 07	at Red Deer	0 0 1 -1	-	-	-	0 0 2 -1	0 0 4 0	0 0 0 0
Oct. 10	Portland	0 0 1 -2	-	-	-	-	1 1 2 0	0 0 0 -1
Oct. 11	Red Deer	-	-	-	-	0 0 0 0	0 0 1 0	0 0 1 -1
Oct. 13	at Edmonton	0 0 1 -2	-	-	-	0 1 1 -1	0 0 3 0	0 1 3 -1
Oct. 15	Spokane	0 0 0 0	-	-	-	0 0 2 0	0 0 1 0	0 0 1 1
Oct. 17	Calgary	1 0 3 -1	-	-	-	0 1 3 0	-	0 1 0 -2
Oct. 22	at Regina	0 0 1 -1	-	-	-	0 0 0 -3	-	0 1 0 0
Oct. 24	at Moose Jaw	0 0 1 -1	-	-	-	-	-	0 0 1 -1
Oct. 25	at Brandon	0 0 2 -1	-	-	-	0 0 0 -3	-	0 0 1 -1
Oct. 29	Edmonton	0 0 1 0	-	-	-	0 0 0 -2	1 0 4 -1	0 0 2 -1
Nov. 01	Tri-City	0 0 0 -1	-	-	-	0 0 1 0	1 0 2 0	0 0 0 -2
Nov. 05	Prince Albert	0 0 0 0	-	-	-	0 0 1 0	-	0 0 0 1
Nov. 07	Brandon	0 0 1 -3	-	-	-	-	0 0 2 -1	0 3 0 -1
Nov. 08	at Swift Current	2 0 2 2	-	-	-	0 0 2 1	-	0 0 1 0
Nov. 12	at Penticton	0 0 1 0	-	-	-	0 1 0 1	0 0 1 0	1 1 3 2
Nov. 14	at Kelowna	1 0 1 1	-	-	-	-	0 0 1 -1	0 0 1 1
Nov. 15	at Kamloops	0 0 1 0	-	-	-	-	0 0 0 -2	0 1 2 0
Nov. 18	at Victoria	0 0 1 0	-	-	-	0 0 1 0	1 0 3 -1	0 0 0 0
Nov. 19	at Vancouver	1 0 2 -1	-	-	-	-	0 2 1 1	0 0 0 -1
Nov. 21	at Prince George	0 0 4 -2	-	-	-	-	0 2 0 -2	0 0 0 -1
Nov. 28	Moose Jaw	0 0 0 0	-	-	-	-	1 2 1 3	0 0 0 0
Dec. 03	Red Deer	0 1 2 -2	-	-	-	-	0 0 2 -2	-
Dec. 05	Wenatchee	0 0 0 0	-	-	-	-	0 0 0 0	0 0 2 0
Dec. 06	Calgary	0 0 1 -1	-	-	-	-	0 0 0 -2	0 0 3 -2
Dec. 10	at Brandon	0 0 2 -3	0 0 0 -2	-	-	-	1 0 7 -1	0 0 2 1
Dec. 12	at Saskatoon	1 1 3 1	-	-	-	-	0 0 1 -1	0 0 0 0
Dec. 13	at Prince Albert	0 0 1 0	-	-	-	-	0 0 3 0	0 0 0 -3
Dec. 16	Edmonton	0 0 3 -1	-	-	-	-	0 0 2 0	1 0 1 0
Dec. 27	Medicine Hat	0 0 0 0	-	-	-	0 0 3 0	-	-
Dec. 28	at Edmonton	0 0 0 0	-	-	-	0 0 0 -2	-	-
Dec. 30	Edmonton	0 0 0 0	-	-	-	0 0 1 -2	0 1 2 1	-
Jan. 02	Swift Current	1 0 3 0	-	-	-	-	0 0 3 0	-
Jan. 03	at Swift Current	1 0 2 -1	-	-	-	0 0 1 -1	1 0 2 -2	-
Jan. 07	Seattle	0 0 0 -1	-	0 0 0 -2	-	-	0 0 0 -2	-
Jan. 10	at Medicine Hat	0 0 0 -1	-	0 0 1 -1	0 0 0 -1	0 0 0 -1	-	-
Jan. 11	at Calgary	0 0 1 -1	-	0 0 3 -1	-	0 0 1 -1	-	-
Jan. 14	Red Deer	0 0 1 0	-	0 0 1 0	-	0 0 2 -1	-	-
Jan. 16	Prince Albert	0 0 1 -1	-	0 0 0 0	-	0 0 0 0	-	-
Jan. 17	at Red Deer	0 0 0 -1	-	0 0 0 -1	-	-	-	-
Jan. 21	Brandon	1 0 2 -1	1 0 2 1	0 0 1 0	-	-	-	0 0 0 -1
Jan. 23	Regina	0 0 1 2	0 0 0 1	2 1 3 2	-	-	-	0 2 0 2
Jan. 28	Saskatoon	0 0 1 0	-	1 0 3 1	-	-	1 0 3 1	0 0 1 2
Jan. 30	Calgary	1 0 1 1	-	0 0 0 0	-	-	0 0 1 1	0 1 2 1
Jan. 31	at Medicine Hat	0 0 1 -3	-	0 0 2 0	-	-	0 2 0 -2	1 0 1 -1
Feb. 06	at Prince Albert	0 0 1 -2	-	0 0 1 -1	-	-	0 0 0 0	0 0 0 -2
Feb. 07	at Saskatoon	0 1 1 1	-	0 0 1 1	-	-	1 0 3 1	0 0 1 2
Feb. 13	Everett	1 0 1 0	-	1 2 2 2	-	-	0 1 0 1	0 1 0 0
Feb. 15	at Red Deer	0 0 1 0	-	0 1 2 0	-	0 0 0 -1	0 0 1 0	0 0 0 -1
Feb. 16	at Edmonton	0 0 3 2	-	0 0 0 0	-	0 0 0 0	0 0 0 0	0 0 0 0
Feb. 20	Medicine Hat	0 0 2 -1	-	0 0 1 0	-	0 0 2 -1	0 0 1 -1	0 0 0 -1
Feb. 21	at Medicine Hat	0 1 0 0	-	1 1 3 -1	-	0 1 2 0	0 1 0 -1	0 1 1 -1
Feb. 25	Moose Jaw	0 0 2 -1	-	0 0 1 -1	-	0 0 2 -1	0 0 1 -2	0 0 1 0
Feb. 27	Swift Current	0 0 2 0	-	0 0 1 3	-	0 0 0 0	1 1 1 2	0 0 0 2
Feb. 28	at Edmonton	0 0 3 -2	-	0 0 1 -1	-	0 0 2 -2	0 0 2 -1	0 0 1 -2
Mar. 06	at Regina	1 1 1 -2	-	0 0 1 -1	-	-	0 0 0 -4	0 1 1 -1
Mar. 07	at Moose Jaw	0 0 0 -2	-	0 0 0 -3	-	-	0 0 0 -1	1 1 2 -1
Mar. 11	Regina	0 0 1 -1	-	0 0 2 -1	-	-	0 0 0 -3	0 0 3 -1
Mar. 13	Medicine Hat	0 0 0 0	-	0 0 1 -1	-	-	0 0 2 0	0 0 1 -2
Mar. 14	at Medicine Hat	2 1 2 1	-	1 0 3 2	-	0 0 0 -2	0 1 0 -2	0 1 0 -1

Player Stats (G, A, Shots, -/-) Goalie Stats (GA, SVS, Decision)

Lethbridge Hurricanes Player Game By Game (4/5)

Player Game by Game Report

Date	Opp.	24 Malinek	25 McFadden	26 Petruk	26 Toogood	27 Lesiuk	28 Lima	29 Berge
Sep. 19	Calgary	0 0 1	-	-	-	0 0 1 0	0 0 1 -1	-
Sep. 20	at Calgary	0 0 0 0	-	-	-	0 0 2 1	-	-
Sep. 26	Saskatoon	0 0 1 0	-	-	-	1 0 1 0	0 0 1 -1	-
Sep. 27	at Red Deer	0 0 1 -1	-	-	-	0 1 3 -2	0 0 0 -1	-
Oct. 03	Medicine Hat	0 0 1 0	-	-	-	0 0 0 -1	0 0 1 -1	-
Oct. 05	at Calgary	0 0 1 -1	-	-	-	1 0 1 0	0 0 1 0	-
Oct. 07	at Red Deer	0 0 0 1	-	-	0 0 0 0	0 0 0 0	-	-
Oct. 10	Portland	0 1 0 -1	-	-	-	0 1 0 0	0 0 1 -1	-
Oct. 11	Red Deer	0 0 2 -1	-	-	0 0 1 -1	0 0 0 -1	0 0 1 0	-
Oct. 13	at Edmonton	0 0 0 -2	-	-	0 0 0 0	0 0 3 -1	0 0 0 -1	-
Oct. 15	Spokane	0 0 1 0	-	-	0 0 0 0	0 0 1 -1	0 0 0 -2	-
Oct. 17	Calgary	0 2 1 2	-	-	1 0 1 1	1 0 1 0	0 0 1 -1	-
Oct. 22	at Regina	0 0 0 1	-	-	0 0 0 -3	0 0 0 -1	-	-
Oct. 24	at Moose Jaw	0 0 0 -1	-	-	0 1 3 1	1 0 1 0	0 0 0 -1	-
Oct. 25	at Brandon	0 0 1 0	-	-	0 0 1 -1	0 0 0 0	0 0 2 0	-
Oct. 29	Edmonton	0 0 1 -3	-	-	-	0 0 0 -4	-	1 0 2 -1
Nov. 01	Tri-City	0 0 0 1	-	-	-	0 0 1 1	-	0 0 2 -1
Nov. 05	Prince Albert	0 0 1 0	-	-	-	-	0 0 0 -1	0 1 2 1
Nov. 07	Brandon	1 0 1 -2	-	-	-	-	0 0 0 -2	2 0 6 -2
Nov. 08	at Swift Current	0 0 2 1	-	-	-	-	0 0 0 -1	0 0 2 -1
Nov. 12	at Penticton	0 0 1 1	-	-	-	1 0 2 0	0 0 0 1	0 0 1 1
Nov. 14	at Kelowna	-	-	-	-	0 0 1 0	0 0 1 0	1 1 6 1
Nov. 15	at Kamloops	0 0 3 -1	-	-	-	0 0 0 -1	-	0 1 2 -2
Nov. 18	at Victoria	0 0 1 2	-	-	-	0 0 1 0	0 2 2 2	0 1 2 -1
Nov. 19	at Vancouver	-	-	-	-	0 0 2 -1	0 0 1 0	1 0 6 0
Nov. 21	at Prince George	0 0 0 -1	-	-	-	0 0 2 -1	0 0 0 0	1 0 3 -2
Nov. 28	Moose Jaw	0 0 2 3	-	-	-	0 0 1 0	-	0 0 2 0
Dec. 03	Red Deer	0 0 1 -2	-	-	-	0 0 1 -1	0 0 0 0	0 0 2 0
Dec. 05	Wenatchee	0 0 1 0	-	-	-	0 0 0 0	0 0 1 0	0 0 3 2
Dec. 06	Calgary	0 0 0 -1	-	-	-	0 0 0 -1	0 0 0 0	0 0 1 0
Dec. 10	at Brandon	0 0 0 -1	-	-	-	0 1 1 1	0 0 0 -2	0 0 1 -3
Dec. 12	at Saskatoon	-	-	1 0 2 0	-	0 0 1 -2	0 0 2 0	0 1 2 0
Dec. 13	at Prince Albert	0 0 0 0	-	0 0 0 -1	-	0 0 0 0	0 0 0 0	1 0 1 -3
Dec. 16	Edmonton	-	-	0 0 0 -1	-	0 0 2 0	0 0 1 0	0 2 3 1
Dec. 27	Medicine Hat	0 0 1 -1	-	1 0 1 0	-	0 0 0 -1	0 0 2 0	0 0 1 -1
Dec. 28	at Edmonton	-	-	0 0 0 -2	-	0 0 0 0	0 0 0 -2	0 0 0 0
Dec. 30	Edmonton	0 0 1 -1	-	0 0 1 -2	-	-	0 0 1 -2	0 0 1 -2
Jan. 02	Swift Current	0 0 0 0	0 0 0 -1	0 0 0 -3	-	0 0 0 1	0 0 0 -2	1 1 2 2
Jan. 03	at Swift Current	0 0 3 -1	0 0 0 -1	1 0 1 1	-	0 1 2 -2	-	0 2 1 2
Jan. 07	Seattle	-	-	0 0 0 -1	-	0 0 4 -2	0 0 1 -1	0 1 2 0
Jan. 10	at Medicine Hat	0 0 1 -1	-	0 2 1 0	-	0 0 1 -2	0 0 0 0	0 0 4 -1
Jan. 11	at Calgary	-	-	0 0 2 -2	-	0 0 1 -1	0 0 0 -1	1 0 4 0
Jan. 14	Red Deer	0 0 0 -1	-	0 0 2 0	-	0 0 0 0	0 0 0 -1	0 1 0 0
Jan. 16	Prince Albert	0 0 0 -1	-	0 0 0 -1	-	0 0 3 0	0 0 1 0	0 0 2 -2
Jan. 17	at Red Deer	0 0 0 0	-	0 0 2 -1	-	0 0 0 -2	0 0 0 0	0 0 2 -1
Jan. 21	Brandon	0 0 1 1	-	0 1 0 1	-	1 0 3 -2	-	1 0 3 -2
Jan. 23	Regina	-	-	1 0 2 1	-	0 0 1 0	1 0 1 1	0 0 1 0
Jan. 28	Saskatoon	-	-	0 1 1 2	-	0 0 0 0	0 0 1 1	1 0 2 2
Jan. 30	Calgary	0 0 0 0	-	0 0 0 0	-	0 0 0 0	0 0 0 0	3 0 7 1
Jan. 31	at Medicine Hat	0 0 0 -1	-	0 0 0 -3	-	0 0 1 -1	0 0 0 -2	1 0 1 -1
Feb. 06	at Prince Albert	0 0 1 0	-	0 0 0 0	-	0 0 1 0	0 0 0 -1	0 0 1 -2
Feb. 07	at Saskatoon	0 0 0 0	-	-	-	1 1 2 2	0 0 1 0	2 0 3 2
Feb. 13	Everett	0 0 0 -1	-	-	-	0 0 1 -4	0 0 0 -1	0 0 2 -1
Feb. 15	at Red Deer	0 1 1 0	-	-	-	0 0 4 0	0 0 0 0	1 0 4 0
Feb. 16	at Edmonton	0 0 1 -1	-	-	-	0 0 2 -2	0 0 1 -1	1 0 7 0
Feb. 20	Medicine Hat	0 0 1 0	-	-	-	0 0 0 -1	0 0 1 -1	0 0 2 -1
Feb. 21	at Medicine Hat	0 0 0 0	-	-	-	-	0 0 0 -2	0 1 1 0
Feb. 25	Moose Jaw	0 0 1 -1	-	-	-	0 0 2 -2	0 0 0 -2	0 0 1 0
Feb. 27	Swift Current	0 0 1 1	-	-	-	0 0 1 1	0 1 0 2	1 1 5 2
Feb. 28	at Edmonton	0 0 1 -1	-	-	-	0 0 3 -1	0 0 0 -2	0 0 1 -3
Mar. 06	at Regina	0 0 0 0	-	0 0 1 -2	-	0 0 1 -2	0 0 1 -2	0 2 3 1
Mar. 07	at Moose Jaw	0 0 0 -1	-	0 0 0 0	-	0 0 1 -3	0 0 0 0	1 1 3 2
Mar. 11	Regina	0 0 1 -1	-	0 0 0 0	-	0 0 0 -3	0 0 1 0	0 1 4 0
Mar. 13	Medicine Hat	0 0 0 0	-	0 0 0 -1	-	0 0 3 -2	0 0 0 -1	1 1 4 -1
Mar. 14	at Medicine Hat	1 0 1 1	-	0 0 0 -3	-	0 0 0 -1	-	0 0 0 0

Player Stats (G, A, Shots, -/-) Goalie Stats (GA, SVS, Decision)

Lethbridge Hurricanes Player Game By Game (5/5)

Player Game by Game Report

Date	Opp.	30 Cleaver	31 Oaten	35 Rotar
Sep. 19	Calgary	4 20 L		-
Sep. 20	at Calgary	0 28 W		-
Sep. 26	Saskatoon	4 34 L		-
Sep. 27	at Red Deer		3 27 L	-
Oct. 03	Medicine Hat	4 40 L		-
Oct. 05	at Calgary		5 31 L	-
Oct. 07	at Red Deer	2 29 W		-
Oct. 10	Portland	9 28 L		-
Oct. 11	Red Deer	-	5 31 L	
Oct. 13	at Edmonton	-	6 30 L	
Oct. 15	Spokane	2 32 SL		-
Oct. 17	Calgary	4 2	2 28 W	-
Oct. 22	at Regina	5 28 L		-
Oct. 24	at Moose Jaw	4 29 L		-
Oct. 25	at Brandon		7 28 L	-
Oct. 29	Edmonton	7 17 L	-	1 13
Nov. 01	Tri-City	3 26 W	-	
Nov. 05	Prince Albert	2 27 L	-	
Nov. 07	Brandon	7 13	-	0 17 W
Nov. 08	at Swift Current		-	4 12 L
Nov. 12	at Penticton	2 40 W		-
Nov. 14	at Kelowna	4 32 W		-
Nov. 15	at Kamloops		5 31 L	-
Nov. 18	at Victoria	3 29 W		-
Nov. 19	at Vancouver		6 37 L	-
Nov. 21	at Prince George	4 1 L	1 12	-
Nov. 28	Moose Jaw	3 28 W		-
Dec. 03	Red Deer	5 29 L		-
Dec. 05	Wenatchee		1 36 W	-
Dec. 06	Calgary	4 35 L		-
Dec. 10	at Brandon	6 36 L		-
Dec. 12	at Saskatoon		8 32 L	-
Dec. 13	at Prince Albert	5 28 L	0 7	-
Dec. 16	Edmonton		2 27 W	-
Dec. 27	Medicine Hat	5 30 L		-
Dec. 28	at Edmonton		5 41 L	-
Dec. 30	Edmonton	7 30 L		-
Jan. 02	Swift Current		3 31 W	-
Jan. 03	at Swift Current	5 11 L	2 7	-
Jan. 07	Seattle		5 23 L	-
Jan. 10	at Medicine Hat	7 40 L		-
Jan. 11	at Calgary		4 22 L	-
Jan. 14	Red Deer	4 33 L		-
Jan. 16	Prince Albert	3 26 L		-
Jan. 17	at Red Deer		5 39 L	-
Jan. 21	Brandon	4 21 L		-
Jan. 23	Regina	2 30 W		-
Jan. 28	Saskatoon	2 36 W		-
Jan. 30	Calgary		1 27 W	-
Jan. 31	at Medicine Hat	4 4	4 24 L	-
Feb. 06	at Prince Albert	3 9	3 25 L	-
Feb. 07	at Saskatoon	2 33 W	-	-
Feb. 13	Everett	8 42 L	-	-
Feb. 15	at Red Deer	4 45 OTL		-
Feb. 16	at Edmonton		3 24 L	-
Feb. 20	Medicine Hat	3 49 L		-
Feb. 21	at Medicine Hat		4 32 OTL	-
Feb. 25	Moose Jaw	7 23 L		-
Feb. 27	Swift Current		0 21 W	-
Feb. 28	at Edmonton	5 14 L	1 15	-
Mar. 06	at Regina		6 37 L	-
Mar. 07	at Moose Jaw	6 18 L		-
Mar. 11	Regina		3 21 L	-
Mar. 13	Medicine Hat	5 34 L		-
Mar. 14	at Medicine Hat		6 38 OTL	-

Player Stats (G, A, Shots, -/-) Goalie Stats (GA, SVS, Decision)