



## Media Kit



## Red Deer Rebels vs Prince Albert Raiders Game #52: Saturday, October 4, 2025

Pre-Game



**SETTING IT UP:**

The Prince Albert Raiders (3-0-1-0) have been rolling to start the 2025-26 season. They'll aim to pick up points in five straight games to start the year tonight with the Red Deer Rebels (1-3-0-0) in town. The Raiders have been idle for a week, as their last game was a 5-4 overtime win in Brandon last Saturday. Aiden Oiring scored the OT winner. The Rebels fell 4-2 last night in Saskatoon.

**THE COMEBACK KIDS:**

After trailing 4-2 heading into the third period last weekend in Brandon, the Raiders clawed back in the final 20 minutes to tie things up. Ty Meunier made it a one goal game with 11:29 to go, while Max Heise tied the contest with a powerplay goal with 2:05 left. As mentioned, Aiden Oiring ended the game with his overtime winner just 57 seconds in to the extra frame.

**THE POINT LEADERS:**

There's a four-way-tie on top of the Raiders points leaderboard. Four games into the season, Brayden Dube, Aiden Oiring, Daxon Rudolph, and Riley Boychuk all sit with five points entering tonight.

**THE FINAL IMPORT IS HERE:**

After waiting beyond the start of the season for his arrival, Alisher Sarkenov is finally in Prince Albert. The Kazakhstan import arrived to join his teammates for practice this week. He joins Michal Orsulak and Matyas Man as the team's import players.

**ROSTER MOVES:**

The Raiders reduced the number of 20-year-olds on the roster this week from four to the league max of three. As a result, Harrison Lodewyk was traded to the Calgary Hitmen in exchange for a pair of draft picks. The club also reassigned defenceman Tyrone Sobry and goaltender Steele Bass to Jr. A clubs.

**LEADERSHIP:**

The leadership group for the 2025-26 season has been set. Justice Christensen has been named captain for the second straight season. Aiden Oiring, Max Heise, and Daxon Rudolph were named alternates.

**UP NEXT:**

Tonight is just game one of a SIX game homestand! Your Raiders are back in action again next week on Wednesday night against the Vancouver Giants, and Friday night against the Kamloops Blazers.

## PRINCE ALBERT RAIDERS 2025-26 ROSTER

No.	FORWARDS (14)	POS	SH	HT	WT	HOMETOWN	D.O.B	2024-25 SEASON	LEAGUE	GP	G	A	PTS	PIM	NHL DRAFT	Pronunciation
14	Heise, Max*	C	R	6'3	172	Calgary, AB	2/26/2006	Penticton Vees	BCHL	50	27	13	40	25	SJS '25	High-zee
15	Dube, Brayden	RW	R	5'10	184	Roblin, MB	9/22/2005	Prince Albert Raiders	WHL	68	31	36	67	28	Free Agent	Do-bee
17	Kostiuk, Jackson	C	L	5'11	170	St. Paul, MB	9/14/2006	Prince Albert Raiders	WHL	31	1	4	5	0	Eligible 2026	Cost-ee-yuck
18	Chenier, Oli	LW	R	5'10	188	Winnipeg, MB	1/26/2007	Prince Albert Raiders	WHL	56	3	10	13	49	Eligible 2026	O-Lee Shen-yay
19	Oiring, Aiden	C	L	5'7	181	Calgary, AB	5/9/2005	Prince Albert Raiders	WHL	68	29	56	85	54	Free Agent	Oy-Ring
20	Harvey, Ben*	RW	R	5'11	184	Edmonton, AB	8/6/2009	Edmonton Jr. Oilers U18AAA	AEHL	30	16	20	36	26	Eligible 2027	
21	Smith, Evan	C	R	6'1	183	Kamloops, BC	4/22/2006	Prince Albert Raiders	WHL	28	1	4	5	18	Eligible 2026	
22	Howe, Connor*	C	L	5'6	155	Prince Albert, SK	6/26/2009	Prince Albert Mintos U18AAA	SMAAAHL	41	20	15	35	18	Eligible 2027	How
23	Boychuk, Riley	C	R	5'10	165	Cochrane, AB	1/31/2008	Prince Albert Raiders	WHL	63	14	15	29	22	Eligible 2026	
24	Sarkenov, Alisher*	RW	L	6'0	172	Astana, KAZ	12/15/2007	Snezhnye Barys Astana	MHL	52	12	13	25	6	Eligible 2026	Al-ish-er Sar-keh-nov
25	Meunier, Ty	LW	L	5'8	162	St. Albert, AB	8/16/2008	Prince Albert Raiders	WHL	68	14	15	29	10	Eligible 2026	Men-yay, NOT Moon-yay
27	Bibeau, Ethan	C	L	6'1	191	Winnipeg, MB	1/1/2007	Prince Albert Raiders	WHL	65	9	11	20	46	Eligible 2026	Beeb-Oh
28	Sivertson, Jonah	RW	R	6'3	193	Regina, SK	8/27/2008	Regina Pat Canadians	SMAAAHL	30	32	45	77	44	Eligible 2026	Sivv-ert-sin
32	Corkish, Owen*	LW	R	5'9	160	Cottage Grove, MN	6/4/2007	Park High	USHS	26	27	35	62	44	Eligible 2026	
No.	DEFENCE (7)	POS	SH	HT	WT	HOMETOWN	D.O.B	2024-25 SEASON	LEAGUE	GP	G	A	PTS	PIM	DRAFT	Pronunciation
5	Man, Matyas	D	L	6'5	202	Ostrava, CZE	5/31/2006	HC Vitkovice U20	CZE U20	48	6	17	23	46	Eligible 2026	Mat-ee-yes Man
6	Kelly, Benett*	D	R	6'1	186	Cochrane, AB	2/4/2008	Calgary IHA U18 Prep	CSSHL	33	8	14	22	35	Eligible 2026	
7	Christensen, Justice	D	R	5'9	191	Red Deer, AB	8/30/2005	Prince Albert Raiders	WHL	68	22	24	46	62	Free Agent	
8	Clarke, Hubert*	D	L	6'1	204	Norway House, MB	12/17/2007	Minot Minotauros	NAHL	44	0	3	3	39	Eligible 2026	
10	Rudolph, Daxon	D	R	6'2	202	Lacombe, AB	3/6/2008	Prince Albert Raiders	WHL	64	7	34	41	30	Eligible 2026	
11	Burrett, Linden	D	R	6'2	184	Surrey, BC	2/6/2006	Prince Albert Raiders	WHL	40	1	5	6	42	Eligible 2026	Brr-ette
12	Cripps, Brock*	D	R	5'10	160	Victoria, BC	7/23/2009	St. George's School U18 Prep	CSSHL	30	7	39	46	18	Eligible 2027	
No.	GOALTENDERS (2)	POS	C	HT	WT	HOMETOWN	D.O.B	2024-25 SEASON	LEAGUE	GP	GAA	SV%	ECORD	DRAFT	Pronunciation	
30	Orsulak, Michal*	G	R	6'4	220	Tremosna, CZE	8/26/2007	HC Energie Karlovy Vary U20	CZE U20	34	3.23	0.902	14-20-0	Eligible 2026	Me-cal Ore-soo-lack	
33	Fortin, Dimitri	G	L	6'1	195	Winnipeg, MB	5/19/2006	Prince Albert Raiders	WHL	14	3.53	0.894	6-5-0-1	Eligible 2026	Dim-ee-tree Fort-in	

\* denotes rookie

grey box indicates overager

**General Manager:** Curtis Hunt  
**Head Coach:** Ryan McDonald  
**Assistant Coach:** Conor Yawney  
**Assistant Coach:** Cole Bell

**Director of Player Personnel:** Bruno Zarrillo  
**Athletic Therapist:** Duane 'Puff' Bartley  
**Strength and Conditioning Coach:** Terry Lange  
**Goaltending Coach:** Dan Ferguson





## PRINCE ALBERT RAIDERS

### 2025-26 REGULAR SEASON STATS

#	PLAYER	POS	GP	G	A	PTS	+/-	PIM	SHOTS	PPG	SHG	GWG						
DEFENCEMEN																		
5	Man, Matyas*	D	2	0	0	0	-2	0	3	0	0	0						
6	Kelly, Benett*	D	4	0	0	0	2	2	0	0	0	0						
7	Christensen, Justice	D	0	0	0	0	0	0	0	0	0	0						
8	Clarke, Hubert*	D	2	0	1	1	0	0	4	0	0	0						
10	Rudolph, Daxon	D	4	2	3	5	-2	2	16	1	0	1						
11	Burrett, Linden	D	4	0	3	3	4	10	4	0	0	0						
12	Cripps, Brock*	D	4	0	1	1	1	0	7	0	0	0						
FORWARDS																		
14	Heise, Max*	C	2	2	1	3	1	0	5	1	0	0						
15	Dube, Brayden	RW	4	3	2	5	1	2	14	2	0	0						
17	Kostiuk, Jackson	C	2	0	1	1	0	0	1	0	0	0						
18	Chenier, Oli	LW	4	1	1	2	1	14	4	0	0	0						
19	Oiring, Aiden	C	4	3	2	5	2	4	8	0	0	1						
20	Harvey, Ben*	RW	4	1	1	2	0	0	4	0	0	0						
21	Smith, Evan	C	4	1	1	2	2	0	6	0	0	0						
22	Howe, Connor*	C	4	0	0	0	0	0	5	0	0	0						
23	Boychuk, Riley	C	4	0	5	5	-3	4	6	0	0	0						
24	Sarkenov, Alisher*	RW	0	0	0	0	0	0	0	0	0	0						
25	Meunier, Ty	LW	4	2	0	2	-1	0	10	0	0	1						
27	Bibeau, Ethan	C	0	0	0	0	0	0	0	0	0	0						
28	Sivertson, Jonah	RW	4	0	1	1	1	0	7	0	0	0						
32	Corkish, Owen*	LW	4	1	0	1	0	0	10	1	0	0						
GOALIES																		
#	PLAYER	POS	GP	GAA	SV%	W	L	OTL	SOL	SO	MIN	SVS	GA	SOGP	SOW	SOGA	SOSVS	SO%
30	Orsulak, Michal*	G	2	2.98	0.902	2	0	0	0	0	121	55	6	0	0	0	0	0.0%
33	Fortin, Dimitri	G	1	2.93	0.864	0	0	1	0	0	61	19	3	0	0	0	0	0.0%

Grey box indicates 20 YO



## PRINCE ALBERT RAIDERS

# 2025-26 REGULAR SEASON BREAKDOWN

By Day	
Monday	0-0-0-0
Tuesday	0-0-0-0
Wednesday	0-0-0-0
Thursday	0-0-0-0
Friday	2-0-0-0
Saturday	1-0-1-0
Sunday	0-0-0-0
By Month	
September	3-0-1-0
October	0-0-0-0
November	0-0-0-0
December	0-0-0-0
January	0-0-0-0
February	0-0-0-0
March	0-0-0-0
April	0-0-0-0
Back To Back Games	
First Game	2-0-0-0
Second Game	1-0-1-0
Three Games in Three Nights	
First Game	0-0-0-0
Second Game	0-0-0-0
Third Game	0-0-0-0

Situational Record	
Home	1-0-0-0
Away	2-0-1-0
Overtime	1-1
Shootout	0-0
Leading After 1st	2-0-0-0
Trailing After 1st	1-0-1-0
Tied After 1st	0-0-0-0
Leading After 2nd	2-0-0-0
Trailing After 2nd	1-0-1-0
Tied After 2nd	0-0-0-0
Outshooting Opp.	2-0-1-0
Outshot by Opp.	1-0-0-0
Even Shots	0-0-0-0
1 Goal Game	1-0-1-0
2 Goal Game	2-0-0-0
3+ Goal Game	0-0-0-0
Scoring 3 or Less	0-0-1-0
Scoring 4 or More	3-0-0-0
Allow 3 or Less	1-0-1-0
Allow 4 or More	2-0-0-0
Scoring First	2-0-0-0
Not Scoring First	1-0-1-0



# PRINCE ALBERT RAIDERS

## 2025-26 TEAM STATS

HOME	
Record	1 - 0 - 0 - 0
Goals For	
1st Period	0
2nd Period	2
3rd Period	2
Overtime	0
Shootout Winner	0
TOTAL	4
PER GAME	4.00
Goals Against	
1st Period	1
2nd Period	0
3rd Period	1
Overtime	0
Shootout Winner	0
TOTAL	2
PER GAME	2.00
Shots For	
1st Period	9
2nd Period	10
3rd Period	10
Overtime	0
TOTAL	29
PER GAME	29.00
Shots Against	
1st Period	8
2nd Period	13
3rd Period	10
Overtime	0
TOTAL	31
PER GAME	31.00
Power Play	
Goals	1
Opportunity	2
Percentage	50.0%
Penalty Kill	
Goals Allowed	1
Opportunity	7
Percentage	85.7%
Faceoffs	
Wins	34
Losses	23
Percentage	59.6%

AWAY	
Record	2 - 0 - 1 - 0
Goals For	
1st Period	5
2nd Period	1
3rd Period	6
Overtime	1
Shootout Winner	0
TOTAL	13
PER GAME	4.33
Goals Against	
1st Period	2
2nd Period	7
3rd Period	1
Overtime	1
Shootout Winner	0
TOTAL	11
PER GAME	3.67
Shots For	
1st Period	34
2nd Period	39
3rd Period	31
Overtime	2
TOTAL	106
PER GAME	35.33
Shots Against	
1st Period	22
2nd Period	25
3rd Period	24
Overtime	3
TOTAL	74
PER GAME	24.67
Power Play	
Goals	4
Opportunity	12
Percentage	33.3%
Penalty Kill	
Goals Allowed	3
Opportunity	6
Percentage	50.0%
Faceoffs	
Wins	95
Losses	84
Percentage	53.1%

TOTAL	
Record	3 - 0 - 1 - 0
Goals For	
1st Period	5
2nd Period	3
3rd Period	8
Overtime	1
Shootout Winner	0
TOTAL	17
PER GAME 4.25	
Goals Against	
1st Period	3
2nd Period	7
3rd Period	2
Overtime	1
Shootout Winner	0
TOTAL	13
PER GAME 3.25	
Shots For	
1st Period	43
2nd Period	49
3rd Period	41
Overtime	2
TOTAL	135
PER GAME 33.75	
Shots Against	
1st Period	30
2nd Period	38
3rd Period	34
Overtime	3
TOTAL	105
PER GAME 26.25	
Power Play	
Goals	5
Opportunity	14
PERCENTAGE 35.7%	
Penalty Kill	
Goals Allowed	4
Opportunity	13
PERCENTAGE 69.2%	
Faceoffs	
Wins	129
Losses	107
PERCENTAGE 54.7%	



## PRINCE ALBERT RAIDERS

### WHL CAREER STATS

PLAYER	GP	G	A	PTS	+/-	PIM	SHOTS	PPG	SHG	GWG	
Aiden Oiring	203	65	106	171	-9	146	411	22	1	7	
Justice Christensen	200	37	63	100	-14	212	367	7	1	6	
Brayden Dube	195	56	58	114	4	84	437	15	0	6	
Evan Smith	127	7	11	18	7	58	111	0	0	0	
Oli Chenier	120	15	22	37	-5	94	127	5	0	1	
Ty Meunier	72	16	15	31	2	10	105	0	0	3	
Daxon Rudolph	68	9	37	46	11	32	138	2	0	3	
Riley Boychuk	67	14	20	34	8	26	60	1	0	1	
Ethan Bibeau	66	9	11	20	-2	46	54	1	0	1	
Linden Burrett	44	1	8	9	13	52	43	0	0	0	
Jackson Kostiuik	33	1	5	6	5	0	26	0	0	0	
Jonah Sivertson	18	0	3	3	-4	9	18	0	0	0	
Ben Harvey	10	1	2	3	1	2	8	0	0	0	
Brock Cripps	8	0	2	2	0	2	8	0	0	0	
Benett Kelly	7	0	0	0	2	8	0	0	0	0	
Connor Howe	4	0	0	0	0	0	5	0	0	0	
Owen Corkish	4	1	0	1	0	0	10	1	0	0	
Matyas Man	2	0	0	0	-2	0	3	0	0	0	
Max Heise	2	2	1	3	1	0	5	1	0	0	
Hubert Clarke	2	0	1	1	0	0	4	0	0	0	
Alisher Sarkenov	0	0	0	0	0	0	0	0	0	0	
GOALIES	GP	GAA	SV%	W	L	OTL	SOL	SO	MIN	SVS	GA
Dimitri Fortin	32	3.69	0.891	13	11	1	2	0	1658	838	102
Michal Orsulak	2	2.98	0.902	2	0	0	0	0	121	55	6

**Game Plan**
**Goals**
**Save**

Partnering to bring financial literacy to the classroom.

#MONEYTALK

Credit Union



# PRINCE ALBERT RAIDERS

## VERSUS OPPONENTS

TEAM	GP	RECORD	GF	GA	PP	PP%	PK	PK%	SHGFSHGA	FO	FO%
Brandon Wheat Kings	1	1 - 0 - 0 - 0 - 0	5	4	1 / 5	20.0%	0 / 1	0.0%	0 0	32 - 25	56.1%
Moose Jaw Warriors	0	0 - 0 - 0 - 0 - 0	0	0	0 / 0	#####	0 / 0	#DIV/0!	0 0	0 - 0	#####
Regina Pats	1	1 - 0 - 0 - 0 - 0	6	4	2 / 4	50.0%	1 / 2	50.0%	0 0	35 - 39	47.3%
Saskatoon Blades	2	1 - 0 - 1 - 0 - 0	6	5	2 / 5	40.0%	7 / 9	77.8%	0 0	62 - 43	59.0%
Swift Current Broncos	0	0 - 0 - 0 - 0 - 0	0	0	0 / 0	#####	0 / 0	#DIV/0!	0 0	0 - 0	#####
<b>EAST DIVISION</b>	<b>4</b>	<b>3 - 0 - 1 - 0 - 0</b>	<b>17</b>	<b>13</b>	<b>5 / 14</b>	<b>35.7%</b>	<b>8 / 12</b>	<b>66.7%</b>	<b>0 0</b>	<b>129 - 107</b>	<b>54.7%</b>
Calgary Hitmen	0	0 - 0 - 0 - 0 - 0	0	0	0 / 0	#####	0 / 0	#DIV/0!	0 0	0 - 0	#####
Edmonton Oil Kings	0	0 - 0 - 0 - 0 - 0	0	0	0 / 0	#####	0 / 0	#DIV/0!	0 0	0 - 0	#####
Lethbridge Hurricanes	0	0 - 0 - 0 - 0 - 0	0	0	0 / 0	#####	0 / 0	#DIV/0!	0 0	0 - 0	#####
Medicine Hat Tigers	0	0 - 0 - 0 - 0 - 0	0	0	0 / 0	#####	0 / 0	#DIV/0!	0 0	0 - 0	#####
Red Deer Rebels	0	0 - 0 - 0 - 0 - 0	0	0	0 / 0	#####	0 / 0	#DIV/0!	0 0	0 - 0	#####
<b>CENTRAL DIVISION</b>	<b>0</b>	<b>0 - 0 - 0 - 0 - 0</b>	<b>0</b>	<b>0</b>	<b>0 / 0</b>	<b>#####</b>	<b>0 / 0</b>	<b>#DIV/0!</b>	<b>0 0</b>	<b>0 - 0</b>	<b>#####</b>
<b>OVERALL</b>	<b>4</b>	<b>3 - 0 - 1 - 0 - 0</b>	<b>17</b>	<b>13</b>	<b>5 / 14</b>	<b>35.7%</b>	<b>8 / 12</b>	<b>66.7%</b>	<b>0 0</b>	<b>129 - 107</b>	<b>54.7%</b>

TEAM	HOME	AWAY
<b>East Division</b>	<b>1-0-0-0</b>	<b>2-0-1-0</b>
Brandon	0-0-0-0	1-0-0-0
Moose Jaw	0-0-0-0	0-0-0-0
Regina	0-0-0-0	1-0-0-0
Saskatoon	1-0-0-0	0-0-1-0
Swift Current	0-0-0-0	0-0-0-0
<b>Central Division</b>	<b>0-0-0-0</b>	<b>0-0-0-0</b>
Calgary	0-0-0-0	0-0-0-0
Edmonton	0-0-0-0	0-0-0-0
Lethbridge	0-0-0-0	0-0-0-0
Medicine Hat	0-0-0-0	0-0-0-0
Red Deer	0-0-0-0	0-0-0-0

TEAM	HOME	AWAY
<b>B.C. Division</b>	<b>0-0-0-0</b>	<b>0-0-0-0</b>
Kamloops	0-0-0-0	0-0-0-0
Kelowna	0-0-0-0	0-0-0-0
Penticton	0-0-0-0	0-0-0-0
Prince George	0-0-0-0	0-0-0-0
Vancouver	0-0-0-0	0-0-0-0
Victoria	0-0-0-0	0-0-0-0
<b>B.C. Division</b>	<b>0-0-0-0</b>	<b>0-0-0-0</b>
Everett	0-0-0-0	0-0-0-0
Portland	0-0-0-0	0-0-0-0
Seattle	0-0-0-0	0-0-0-0
Spokane	0-0-0-0	0-0-0-0
Tri-City	0-0-0-0	0-0-0-0
Wenatchee	0-0-0-0	0-0-0-0





## PRINCE ALBERT RAIDERS

## 2025-26 REGULAR SEASON GAME-BY-GAME

DATE	OPP.	RESULT	RAIDERS GOALS	OPPOSITION GOALS	PA PP	OPP. PP	RECORD	PTS
Sep. 19	vs SAS	4-2 W	Oiring, Rudolph (PP), <b>Meunier</b> , Chenier (EN)	Petr (PP), Olsen	1/2	1/7	1-0-0-0	2
Sep. 20	at SAS	3-2 OTL	Dube, Dube (PP)	Calvert, Calvert (PP), <b>Klimpke</b>	1/3	1/3	1-0-1-0	3
Sep. 26	at REG	6-4 W	Dube (PP), Corkish (PP), Harvey, Oiring, <b>Rudolph</b> , Heise (EN)	Maze, Brown, Klassen, Hamilton	2/4	1/2	2-0-1-0	5
Sep. 27	at BDN	5-4 OTW	Smith, Lodewyk, Meunier, Heise (PP), <b>Oiring</b>	Jacobson, Surkan (PP), Johnson, Surkan	1/5	1/1	3-0-1-0	7
Oct. 4	vs RD							
Oct. 8	vs VAN							
Oct. 10	vs KAM							
Oct. 17	vs REG							
Oct. 18	vs EDM							
Oct. 24	vs SC							
Oct. 25	at SC							
Oct. 31	vs CGY							
Nov. 1	vs MJ							
Nov. 5	at LET							
Nov. 7	at SPO							
Nov. 8	at TC							
Nov. 11	at EVT							
Nov. 12	at POR							
Nov. 14	at SEA							
Nov. 15	at WEN							
Nov. 21	vs BDN							
Nov. 28	at BDN							
Nov. 29	vs MH							
Dec. 3	at MH							
Dec. 5	at CGY							
Dec. 6	at RD							
Dec. 7	at EDM							
Dec. 12	at SC							
Dec. 13	vs LET							
Dec. 14	at SAS							
Dec. 17	at REG							
Dec. 19	vs KEL							
Dec. 27	at SC							
Dec. 29	vs SC							
Jan. 2	vs REG							
Jan. 3	at REG							
Jan. 9	vs SC							
Jan. 10	vs EDM							
Jan. 13	vs BDN							
Jan. 16	at LET							
Jan. 17	at MH							
Jan. 20	vs VIC							
Jan. 22	at MJ							
Jan. 23	at SC							
Jan. 24	vs MH							
Jan. 27	at MJ							
Jan. 31	vs SAS							
Feb. 1	at SAS							
Feb. 4	vs CGY							
Feb. 6	vs LET							
Feb. 7	vs BDN							
Feb. 10	vs REG							
Feb. 13	at BDN							
Feb. 14	vs SAS							
Feb. 16	vs MJ							
Feb. 20	at MJ							
Feb. 21	vs SC							
Feb. 27	vs PEN							
Feb. 28	vs PG							
Mar. 3	vs RD							
Mar. 6	at CGY							
Mar. 7	at RD							
Mar. 8	at EDM							
Mar. 13	vs MJ							
Mar. 14	at REG							
Mar. 17	vs REG							
Mar. 20	vs SAS							
Mar. 21	at SAS							

Bolded name denotes scorer of game-winning goal





# PRINCE ALBERT RAIDERS

## 2025-26 THREE STAR TRACKER

OVERALL WITH PRINCE ALBERT						OVERALL WITH PRINCE ALBERT AT HOME					
NO.	PLAYER	1ST	2ND	3RD	TOTAL	NO.	PLAYER	1ST	2ND	3RD	TOTAL
2	Sobry, Tyrone	1			0	2	Sobry, Tyrone				0
5	Man, Matyas				0	5	Man, Matyas				0
6	Kelly, Benett				0	6	Kelly, Benett				0
7	Christensen, Justice				0	7	Christensen, Justice				0
8	Clarke, Hubert				0	8	Clarke, Hubert				0
10	Rudolph, Daxon				1	10	Rudolph, Daxon				0
11	Burrett, Linden				0	11	Burrett, Linden				0
12	Cripps, Brock				0	12	Cripps, Brock				0
14	Heise, Max				0	14	Heise, Max				0
15	Dube, Brayden		1		1	15	Dube, Brayden				0
17	Kostiuk, Jackson				0	17	Kostiuk, Jackson				0
18	Chenier, Oli				0	18	Chenier, Oli				0
19	Oiring, Aiden			1	1	19	Oiring, Aiden				0
20	Harvey, Ben				0	20	Harvey, Ben				0
21	Smith, Evan				0	21	Smith, Evan				0
22	Howe, Connor				0	22	Howe, Connor				0
23	Boychuk, Riley	1			1	23	Boychuk, Riley	1			1
24	Sarkevnov, Alisher				0	24	Sarkevnov, Alisher				0
25	Meunier, Ty		1		1	25	Meunier, Ty		1		1
27	Bibeau, Ethan				0	27	Bibeau, Ethan				0
28	Sivertson, Jonah				0	28	Sivertson, Jonah				0
29	Lodewyk, Harrison			1	1	29	Lodewyk, Harrison				0
32	Corkish, Owen			1	1	32	Corkish, Owen			1	1
30	Orsulak, Michal				0	30	Orsulak, Michal				0
33	Fortin, Dimitri				0	33	Fortin, Dimitri				0
35	Bass, Steele				0	35	Bass, Steele				0

## RED DEER REBELS

## 2025-26 WHL REGULAR SEASON

## TEAM ROSTER

As of OCTOBER 2, 2025

FORWARDS															
#	Player	Pos	Shoots	Ht	Wt	DOB	Hometown	2024-25 TEAM	GP	G	A	P	PIM	NHL Draft	
9	Gard, Matthew	C	L	6'5	197	4/7/07	Winnipeg, MB	Red Deer Rebels (WHL)	66	19	17	36	81	PHI (2025)	
10	* Peterson, Grayden	LW	L	6'0	178	8/27/09	West Fargo, ND, USA	West Fargo High (USHS-ND)	27	9	14	23	22	Eligible 2027	
11	Fuder, Jaxon	LW	L	6'0.5	171	4/2/06	Cold Lake, AB	Red Deer Rebels (WHL)	46	11	15	26	91	DAL (2025)	FEW-dur
14	Drancak, Samuel	C	R	6'0	194	2/4/06	Strakonice, Czechia	Red Deer Rebels (WHL)	65	10	12	22	46	Eligible 2026	DRAN-chak
16	* Milford, Noah	C	R	5'11	167	3/7/08	Okotoks, AB	Calgary IHA U18 Prep (CSSHL)	34	15	38	53	16	Eligible 2026	
19	Schmidt, Nolan	RW	R	6'0.5	191	3/8/08	Edmonton, AB	Red Deer Rebels (WHL)	42	3	3	6	6	Eligible 2026	
20	** Bawa, Arjun	LW	L	6'3	180	5/10/05	Vancouver, BC	Chilliwack Chiefs (BCHL)***	15	0	6	6	23	Free Agent	BAH-wah
21	Hamilton, Beckett	RW	R	5'11	173	3/28/08	Saskatoon, SK	Red Deer Rebels (WHL)	67	14	11	25	24	Eligible 2026	
22	Coupland, Ty	RW	R	5'11	170	5/6/07	North Vancouver, BC	Swift Current Broncos/Red Deer Rebels (WHL)	65	15	21	36	46	Eligible 2026	COPE-lund
23	* Shadrack, Owen	LW	L	6'1	168	5/29/08	Valencia, CA	Chicago Mission 16U AAA	62	18	37	55		Eligible 2026	
24	* MacSwain, Landon	LW	L	6'3	197	8/27/07	Anchorage, AK, USA	Chicago Mission 18U AAA	42	10	12	22	45	Eligible 2026	
25	* Torre, Zane	RW	R	6'1	198	4/14/08	Ladera Ranch, CA, USA	Shattuck St. Mary's 16U AAA	49	27	26	53	22	Eligible 2026	TOR-ee
26	** Brigley, Talon	RW	R	5'11	176	2/16/05	Red Deer, AB	Red Deer Rebels (WHL)	68	9	19	28	16	Free Agent	TAL-un
DEFENCEMEN															
#	Player	Pos	Shoots	Ht	Wt	DOB	Hometown	2024-25 TEAM	GP	G	A	P	PIM	NHL Draft	
2	Thurston, Derek	D	L	6'1	191	6/4/06	Delta, BC	Red Deer Rebels (WHL)	67	9	13	22	96	Eligible 2026	
3	Missura, Jake	D	R	5'10.5	178	6/7/08	Saskatoon, SK	Red Deer Rebels (WHL)	63	0	11	11	38	Eligible 2026	mizz-URR-uh
4	Vlooswyk, Luke	D	R	6'5	210	1/9/07	Calgary, AB	Red Deer Rebels (WHL)	68	3	14	17	45	PHI (2025)	VLOOS-wick
5	* Ferry, Nikolas	D	R	6'0.5	196	4/20/09	Los Angeles, CA, USA	Anaheim Jr. Ducks 15U AAA	60	5	28	33	32	Eligible 2027	
7	* Yellowwaga, Nate	D	L	5'11	164	3/9/08	Calgary, AB	Brooks Bandits (BCHL)	48	2	10	12	33	Eligible 2026	yellow-AH-guh
8	* McInnis, Keith	D	L	6'1	194	1/8/06	Red Deer County, AB	Brooks Bandits (BCHL)	51	13	24	37	61	Eligible 2026	
17	* Lisy, Matus	D	L	6'1	191	6/15/07	Bratislava, Slovakia	HK Nitra U20 (Slovakia)	19	3	25	28	29	Eligible 2026	muh-TOOSH LEE-see
GOALTENDERS															
#	Player	Pos	Catches	Ht	Wt	DOB	Hometown	2024-25 TEAM	GP	GAA	S%	SO	Record	NHL Draft	
31	Shore, Peyton	G	L	6'2	178	7/21/08	Winnipeg, MB	Red Deer Rebels (WHL)	17	3.62	.869	1	7-7-1-0	Eligible 2026	
33	Wutzke, Chase	G	L	6'2.5	156	7/26/06	Debden, SK	Red Deer Rebels (WHL)	50	3.38	.895	1	17-25-4-1	MIN (2024)	WOOT-skee

\* Rookie \*\*Overage Player \*\*Late Birthday \*\*\*Started season with Seattle (WHL)

## TEAM STAFF

Owner/President/General Manager: Brent Sutter

Head Coach: Marc Habscheid

Assistant Coach: Mike Egner

Assistant Coach: Clayton Jardine

Assistant/Skills Coach: Erik Lodge

Director of Goaltending/Goalie Coach: Ian Gordon

Director of Player Personnel: Jamie Novakoski

Hockey Operations Manager: Arie Postmus

Equipment Manager: Dave "Radar" Horning

Athletic Therapist: Terence Robertson

Director of High Performance and Fitness: Colleen Manning

Dressing Room Attendant: Mikel McIver

RED DEER  
REBELS



# RED DEER REBELS vs. PRINCE ALBERT RAIDERS

SATURDAY, OCTOBER 4, 2025 – ART HAUSER CENTRE, PRINCE ALBERT SK

## HEAD-TO-HEAD

This is the first of four meetings this season between Red Deer and Prince Albert. The Raiders won three of the four meetings last season. The Rebels are 5-4-0-1 in their last 10 visits to the Art Hauser Centre.

## 2024-25 Season Series

PA 4 @ RD 3 (Mar 14) OT			RD 1 @ PA 3 (Jan 18)			PA 3 @ RD 0 (Jan 11)		RD 3 @ PA 2 (Dec 3)		
#	Player	GP	G	A	PTS	PIM	+/-			
22	Ty Coupland (RD/SC)	8	1	5	6	0	-2	Goals For - 7		
13	Kalan Lind	2	1	2	3	0	0	Goals Against - 12		
9	Brett Calhoon (KEL/RD)	3	1	1	2	0	3			
14	Samuel Drancak	4	1	1	2	4	0	Power Play - (3/19) 15.8%		
11	Jaxon Fuder	3	1	1	2	6	1	Penalty Kill - (4/19) 78.9%		
#	Goalie	GP	W	L	OTL	SL	MIN	GA	GAA	SV%
33	Chase Wutzke	3	1	2	0	0	179:29	8	2.67	0.918
31	Peyton Shore	1	0	0	1	0	64:10	4	3.74	0.840

## LAST GAME

**October 3** – The Rebels had several bad bounces prove fatal in a 4-2 loss to the Saskatoon Blades at SaskTel Centre. Beckett Hamilton netted his first goal of the season and added an assist. Ty Coupland scored his second goal in as many games. Peyton Shore made 27 saves. Saskatoon outshot Red Deer 31-24 and were 2-for-4 on the power play while the Rebels were 0-for-2.

## 2025-26 REGULAR SEASON - TEAM STATS

**Record:** 1-3-0-0 – 2 points

**Home:** 1-1-0-0

**Away:** 0-2-0-0

**Power Play:** (2/12) 16.7%

**Penalty Kill:** (6/14) 57.1%

**Shorthanded Goals For/Against:** 0-0

**Record by Month:** Sept 1-2-0-0 Oct 0-1-0-0

**Record by Division:** Central 1-2-0-0 East 0-1-0-0 B.C. 0-0-0-0 U.S. 0-0-0-0

SCORING	1ST	2ND	3RD	OT	SO	TOTAL	SHOTS	1ST	2ND	3RD	OT	TOTAL
Rebels	4	0	5	0	0	9	Rebels	28	22	44	0	94
Opp.	5	7	2	0	0	14	Opp.	36	53	31	0	120

SHOTS	WIN	LOSS	FIRST GOAL	WIN	LOSS
Outshooting	1	0	Rebels	1	1
Outshot	0	3	Opp.	0	2
Tied	0	0			

## 2025-26 REGULAR SEASON - TEAM LEADERS

**Goals:** Coupland (2)

**Assists:** Hamilton (3)

**Points:** Hamilton (4)

**Plus/Minus:** Coupland, Vlooswyk (+3)

**PIM:** Fuder (9)

**Shots on Goal:** Hamilton (17)

**Power Play Goals:** Drancak, McInnis (1)

**Power Play Assists:** Brigley, Hamilton (2)

**Game Winning:** Brigley (1)

**Shorthanded Goals:**

**Shorthanded Assists:**

**Shorthanded Points:**

**First Goals:** Coupland (2)

**Insurance Goals:** Gard (1)

**Shootout Goals:**

**Overtime Goals:**

**Shooting %:** Gard, Shadrack (33.0)

**Shootout Winning Goals:**

**Goals Against Average:** Wutzke (2.00)

**Save Percentage:** Wutzke (.889)

**Wins:** Wutzke (1) **Shutouts:**

## GOING STREAKING

- Ty Coupland has opened the scoring in two-straight games

## THIS AND THAT

- Talon Brigley has played 266 regular season games with the Rebels. He trails Jonathan Zukiwsky (301) by 35 games for the franchise record. Brigley's ironman streak sits at 118 dating back to November 2023.

- Chase Wutzke's 41 career wins ties his with James Reimer and Chris Wickenheiser for eighth most in Rebels team history. Next on the list is Ethan Anders with 51.

- Matus Lisy is the fifth Slovakian-born player to suit up for the Red Deer Rebels. He joins Vladimir Mihalik (2005-06), Juraj Valach (2007-08), Andrej Kudrna (2009-11), Filip Vasko (2021-13) and Mario Grman (2014-15). Meantime, Samuel Drancak is the 19<sup>th</sup> Czech-born player in team history.

- Matthew Gard made his NHL preseason debut when he suited up for the Philadelphia Flyers Tuesday, Sept. 23 in Montreal. Gard had one shot on goal and one hit in just over 11 minutes of ice time.

- Owen Shadrack (Valencia, CA) Sept. 27 vs. Lethbridge became the first California-born player to score a regular season goal for the Rebels since Brandon Underwood in the 2012-13 season.




## 2025-26 MILESTONES

Sept. 19 vs EDM – 1<sup>st</sup> WHL Game (Nate Yellowaga, Keith McInnis, Grayden Peterson, Matus Lisy, Owen Shadrick, Landon MacSwain, Zane Torre)  
 Sept. 19 vs EDM – 1<sup>st</sup> WHL Goal (Keith McInnis) Sept. 20 at EDM – 1<sup>st</sup> WHL Game (Nikolas Ferry), 1<sup>st</sup> WHL Start (Matthew Kondro)  
 Sept. 27 vs. LET – 1<sup>st</sup> WHL Goal (Owen Shadrick) Sept. 27 vs. LET – 1<sup>st</sup> WHL Point (Grayden Peterson)  
 Oct 3 at SAS – 1<sup>st</sup> WHL Point – Nate Yellowaga

## HOW THE REBELS ARE BUILT (\*CHL Import Draft \*\*U.S. Priority Draft ^Originally drafted by Rebels) (Affiliate Players not listed)


### DRAFT (16)



Brigley




Drancak\*




Ferry\*\*



Gard



Hamilton




Kondro



Lisy\*



McInnis




Milford



Missura



Schmidt



Shore



Thurston



Vlooswyk



Wutzke



Yellowaga

### TRADE (2)



Coupland



Torre

### BIRTH YEAR

2005

Bawa, Brigley

2006

Drancak, Fuder, McInnis, Thurston, Wutzke

2007

Coupland, Gard, Lisy, MacSwain, Kondro, Vlooswyk,

2008

Hamilton, Milford, Missura, Schmidt, Shadrick,

Shore, Torre, Yellowaga

2009

Ferry, Peterson

### SIGNED/ FREE AGENT (5)



Bawa^




Fuder



MacSwain



Peterson



Shadrick

## TRANSACTIONS

September 26 – Matthew Kondro reassigned to Lloydminster Bobcats (AJHL)

September 29 – Brett Calhoon (F, '05) released from roster

October 1 – Graeme Pickering (D, '09) reassigned to Winkler Flyers (MJHL)

## 2025 NHL CAMP ATTENDEES (\*SIGNED)

G – Chase Wutzke – Minnesota (Drafted 2024)\*

F – Matthew Gard – Philadelphia Flyers (Drafted 2025)

D – Luke Vlooswyk – Philadelphia Flyers (Drafted 2025)

F – Jaxon Fuder – Dallas Stars (Invite)\*

## WUTZKE GOES WILD!

On September 22, 2025, it was announced that Rebels goalie Chase Wutzke has signed a three-year, entry-level contract with the Minnesota Wild. The native of Debden, Saskatchewan was selected by Minnesota in the fifth round, 142<sup>nd</sup> overall, of the 2024 NHL Draft. Wutzke posted a 17-25-5 record with a 3.38 goals-against average (GAA), a .895 save percentage (SV%) and one shutout in 50 games for the Rebels in 2024-25 season, ranking fifth in the WHL with 1,371 saves. The 6-foot-2, 161-pound native of Debden, Saskatchewan, owns a 40-35-10 record with a 3.21 GAA, a .896 SV%, and two shutouts in 93 career games across parts of four seasons.

## FUDER BIG IN DALLAS

On September 23, 2025, it was announced that Rebels forward Jaxon Fuder has signed a three-year, entry-level contract with the Dallas Stars. The Cold Lake, Alberta, native signed with the Stars after taking part in the team's development camp earlier this summer and joining the team's training camp on an amateur tryout agreement. After joining the Rebels in October 2024, Fuder totaled 26 points (11-15–26) in 46 regular-season games. His 91 penalty minutes led all WHL rookies and ranked second on the team. Fuder was honored with Red Deer's Darcy Robinson Award, which is given out to the team's most underrated player each year.

## PHILLY SPECIAL

Matthew Gard (Rd. 2, 57<sup>th</sup> overall) and Lule Vlooswyk (Rd. 5, 157<sup>th</sup>) became the first Rebels drafted by the Philadelphia Flyers since John Flatters in 2005. Other former Rebels drafted by the Flyers include Colin Fraser in 2003 and Jeff Woywitka in 2001.

## NEXT GEN WHL

Six Rebels are following in their father's footsteps by playing in the Western Hockey League – Arjun Bawa (Robin), Talon Brigley (Travis), Jaxon Fuder (Jordan), Beckett Hamilton (Lee), Derek Thurston (Brent), Nate Yellowaga (Kevin).



## OH CAPTAIN, MY CAPTAIN

On October 2, forward Talon Brigley was named as the 29<sup>th</sup> captain in Rebels team history. The Sylvan Lake, AB native has played his entire career with the Rebels since being drafted by the club in round two of the 2020 WHL Prospects Draft. Serving as alternate captains for 2025-26 are defencemen Keith McInnis and Derek Thurston, and forwards Jaxon Fuder and Matthew Gard.

## ONSIDE WITH HABSCHEID

On June 5, 2025, Marc Habscheid was named the tenth head coach in Rebels team history. Entering the 2025-26 season, his 19<sup>th</sup> as a head coach in the Western Hockey League, Habscheid has 582 wins (6<sup>th</sup> most in league history) in 1166 regular season games (6<sup>th</sup>) for a .544 winning percentage. The native of Swift Current, SK has coached 139 WHL playoff games with 75 wins (8<sup>th</sup>) and a .540 winning percentage. Habscheid has won two WHL championships as a head coach – 2003 with the Kelowna Rockets and 2019 with the Prince Albert Raiders – and guided the host Rockets to a Memorial Cup championship win in 2004. Habscheid won the Dunc McCallum Memorial Trophy as WHL Coach of the Year in 2002-03 and 2018-19 and was CHL Coach of the Year in 2003. Habscheid served one season as an Assistant Coach with the Boston Bruins in 2006-07 and recently coached two seasons of pro hockey in Austria. As a player, Habscheid suited up for 148 WHL games for Saskatoon and Kamloops between 1979-83, compiling 276 points. He went on to play 345 NHL games with Edmonton, Minnesota, Detroit, and Calgary. Habscheid has the rare distinction of having both played and coached for Canada at the World Junior Championship, World Men's Championship, and Olympic Winter Games.

## JARDINE JOINS STAFF

On July 24, 2025, the Rebels announced the hiring of Clayton Jardine as Assistant Coach. Jardine, who is 34, brings extensive coaching experience to the Rebels that began with the Kindersley Klippers (SJHL) in 2015-16. After one year as an Assistant Coach, he moved on to New England College (NCAA) before returning to the Klippers as Head Coach in 2018-19 and was named SJHL Coach of the Year. Jardine then served four seasons as Head Coach of the Camrose Kodiaks (AJHL) before two more seasons with the Klippers as General Manager and Head Coach (2023-25). Jardine was also a two-time Assistant Coach for Canada West at the World Junior A Hockey Challenge in 2019 and 2022. The Lacombe, Alberta native played for the Red Deer U15 AAA Chiefs in 2005-06 before four seasons each with the Camrose Kodiaks (2007-11) and Merrimack College (NCAA, 2011-15).

## GOLD MEDAL 'T'

Rebels Athletic Therapist Terence Robertson was part of the staff for Team Canada's gold medal winning squad at the 2025 IIHF World U18 Championship in Texas. He was also on the staff for Canada's gold medal win at the 2024 Hlinka Gretzky Cup in Edmonton and will be again with Team Canada for the 2026 World Junior Ice Hockey Championships in Minnesota.

## COUPLAND SCORES FOUR

On March 1, 2025, Ty Coupland – on Brandon Hagel Bobblehead Night – became the first Rebels player since Hagel himself (Oct. 19, 2018, at Edmonton) to score four goals in one game. Coupland also happens to wear the same #22 Hagel did during his time with the Rebels from 2015-2019.

## MMM DONUTS

On January 31, 2025, in Regina (Peyton Shore) and February 1 in Moose Jaw (Chase Wutzke), the Rebels posted back-to-back shutouts for the first time since March 2023 (Kyle Kelsey with both). The last time two Rebels goalies combined for consecutive shutouts – Darcy Kuemper and Kraymer Barnstable in both December 2009 and January 2010.

## WHL DRAFT RECAP

The Rebels made 11 selections at 2025 WHL Prospects Draft. The group of 2010-born players includes six forwards, four defencemen, and one goaltender. (\*Signed a WHL Scholarship and Development Agreement with Rebels)

Rd	Pick	Player	Pos	Ht	Wt	Hometown	Last Club
1	7	*Nolan Wolitski	D	6'3	179	St. Albert, AB	Northern Alberta Xtreme U15 Prep
2	30	*Chace Turchak	F	5'10	147	Calgary, AB	Calgary CBHA U15 AAA Bisons
2	32	*Owen Archer	D	6'2	189	St. Albert, AB	St. Albert U15 AAA Sabres
3	56	Chase Nielson	G	5'11	157	Fort MacLeod, AB	Lethbridge Golden Hawks U15 AAA
4	76	Dylan Russell	F	5'8	136	Winnipeg, MB	Winnipeg Wild U15 AAA Red
5	99	Denys Lupandin	D	5'11	170	Saskatoon, SK	Saskatoon Outlaws U15 AA
5	106	Sawyer Holmes	F	5'8	135	Edmonton, AB	Edmonton SSAC U15 AAA
6	122	Soren Saumweber	F	5'10	140	Roseville, MN, USA	Shattuck-St. Mary's Sabres 14U
8	168	Bronx Becker	F	6'0	165	Saskatoon, SK	Saskatoon Outlaws U15 AA
9	191	Ryan Overskei	D	6'6	187	Maple Grove, MN, USA	Minnesota Walleye 14U
10	214	Andrew Nordstrom	F	5'11	168	Beaumont, AB	Leduc Oil Kings U15 AAA

## U.S. PROSPECTS DRAFT

The Rebels made two selections at the 2025 WHL U.S. Priority Draft. With the sixth overall pick in round one, the Rebels selected forward Eli Bimmerle from Bartonville, Texas. Bimmerle played 2024-25 with Dallas Stars Elite 14U AAA and collected 94 points (50 goals, 44 assists) in 59 games. In four games at the U.S. 14U Nationals he had three goals and three assists. At the 15U World Selects Invitational he led Blue Army with eight points (five goals, three assists) in six games. With the 42nd overall pick in round two, the Rebels selected forward Paxson Madill from Hermantown, Minnesota. Madill played 2024-25 with the MN Voyageurs 14U AAA squad and had 26 points (12 goals, 14 assists) in 17 games. He added 11 points in five playoff games.





## 2024-25 REGULAR SEASON - TEAM STATS

**Record:** 26-34-6-2 – 60 points

**Power Play:** (37/237) 15.6%

**Record by Month:** Sept 2-0-1-0 Oct 5-5-0-0 Nov 5-5-0-2 Dec 3-6-0-0 Jan 2-7-3-0 Feb 5-3-1-0 Mar 4-5-1-0

**Record by Division:** Central 10-21-1-0 East 12-8-5-0 B.C. 4-1-0-0 U.S. 0-4-0-2

**Home:** 17-12-5-0

**Penalty Kill:** (79/291) 72.9%

**Away:** 9-22-1-2

**Shorthanded Goals For/Against:** 7-12

SCORING	1ST	2ND	3RD	OT	SO	TOTAL	SHOTS	1ST	2ND	3RD	OT	TOTAL
Rebels	57	53	61	1	2	174	Rebels	658	721	661	15	2055
Opp.	85	84	67	6	2	244	Opp.	703	748	662	29	2142

SHOTS	WIN	LOSS	FIRST GOAL	WIN	LOSS
Outshooting	13	13	Rebels	17	9
Outshot	10	28	Opp.	9	33
Tied	3	1			

## 2024-25 REGULAR SEASON - TEAM LEADERS

**Goals:** Gard (19)

**Plus/Minus:** Thurston (+9)

**Power Play Goals:** Coupland, Gard (6)

**Shorthanded Goals:** Josephson (2)

**First Goals:** Hamilton (5)

**Overtime Goals:** --

**Goals Against Average:** Wutzke (3.38)  
(min. 20 appearances)

**Assists:** Coupland, Josephson (21)

**PIM:** Thurston (96)

**Power Play Assists:** Brigley (8)

**Shorthanded Assists:** Gard (1)

**Insurance Goals:** Josephson (3)

**Shooting %:** Gard (14.2)

**Save Percentage:** Wutzke (.895)  
(min. 20 appearances)

**Points:** Coupland, Gard (36)

**Shots on Goal:** Josephson (183)

**Game Winning:** Gard (4)

**Shorthanded Points:** Josephson (2)

**Shootout Goals:** Coupland, Gard (2)

**Shootout Winning Goals:** Coupland (2)

**Wins:** Wutzke (17) **Shutouts:** Shore, Wutzke (1)

## 2024-25 TEAM AWARDS

**BearCom Most Valuable Player** – Ollie Josephson, Chase Wutzke

**Hampton Inn and Suites Top Scorer** – Ty Coupland, Matthew Gard

**Red Deer Advocate Players' Award** – Jhett Larson

**Scholastic Player of the Year** – Luke Vlooswyk\* (League Finalist)

**Three-Star Award** – Chase Wutzke

**ATB Humanitarian of the Year** – Jace Weir

**Pattison Media Rookie of the Year** – Beckett Hamilton

**Booster Juice Plus-Minus Award** – Derek Thurston

**Darcy Robinson Most Underrated Player** – Jaxon Fuder

**Top Defenceman** – Derek Thurston





## RED DEER REBELS 2025-26 REGULAR SEASON STATS

#	Player	Pos	GP	G	A	PTS	+/-	PIM	PP	PPA	SH	SHA	GW	FG	IG	OT	UA	EN	SOG	SOA	SOGW	SO%	Pt/G	PIM/G	Shots	Sh%	WFO	FO	FO%
21	Beckett Hamilton	RW	4	1	3	4	1	0	0	2	0	0	0	0	0	0	0	0	0	0	0	0.0	1.00	0.00	17	5.9	10	16	62.50%
26	Talon Brigley	RW	4	1	2	3	1	4	0	2	0	0	1	0	0	0	1	0	0	0	0	0.0	0.00	1.00	10	10.0	17	36	47.22%
8	Keith McInnis	D	4	1	2	3	-2	4	1	0	0	0	0	0	0	0	0	0	0	0	0	0.0	0.00	1.00	6	16.7	0	0	
22	Ty Coupland	RW	4	2	0	2	3	2	0	0	0	0	0	2	0	0	0	0	0	0	0	0.0	0.00	0.50	11	18.2	0	1	0.00%
* 16	Noah Milford	C	4	1	1	2	-2	2	0	0	0	0	0	0	0	0	1	0	0	0	0	0.0	0.00	0.50	7	14.3	10	23	43.48%
9	Matthew Gard	C	2	1	0	1	2	2	0	0	0	0	0	0	1	0	0	1	0	0	0	0.0	0.00	1.00	3	33.3	19	41	46.34%
14	Samuel Drancak	C	4	1	0	1	1	4	1	0	0	0	0	0	0	0	0	0	0	0	0	0.0	0.00	1.00	4	25.0	24	56	42.86%
* 23	Owen Shadrick	LW	4	1	0	1	0	2	0	0	0	0	0	0	0	0	0	0	0	0	0	0.0	0.00	0.50	3	33.3	0	0	
11	Jaxon Fuder	LW	2	0	1	1	1	9	0	0	0	0	0	0	0	0	0	0	0	0	0	0.0	0.00	4.50	3	0.0	1	2	50.00%
4	Luke Vlooswyk	D	2	0	1	1	3	4	0	0	0	0	0	0	0	0	0	0	0	0	0	0.0	0.00	2.00	5	0.0	0	0	
* 10	Grayden Peterson	LW	4	0	1	1	1	2	0	0	0	0	0	0	0	0	0	0	0	0	0	0.0	0.00	0.50	2	0.0	0	1	0.00%
* 7	Nate Yellowaga	D	4	0	1	1	-3	2	0	0	0	0	0	0	0	0	0	0	0	0	0	0.0	0.00	0.50	1	0.0	0	0	
*X 35	Matthew Kondro	G	1	0	0	0	0	0	0	0	0	0	0	0	0	0	0	0	0	0	0	0.0	0.00	0.00	0	0.0	0	0	
*X 28	Graeme Pickering	D	1	0	0	0	0	0	0	0	0	0	0	0	0	0	0	0	0	0	0	0.0	0.00	0.00	0	0.0	0	0	
33	Chase Wutzke	G	1	0	0	0	0	0	0	0	0	0	0	0	0	0	0	0	0	0	0	0.0	0.00	0.00	0	0.0	0	0	
X 12	Brett Calhoon	LW	2	0	0	0	-3	4	0	0	0	0	0	0	0	0	0	0	0	0	0	0.0	0.00	2.00	3	0.0	3	4	75.00%
* 5	Nikolas Ferry	D	2	0	0	0	0	0	0	0	0	0	0	0	0	0	0	0	0	0	0	0.0	0.00	0.00	3	0.0	0	0	
31	Peyton Shore	G	2	0	0	0	0	0	0	0	0	0	0	0	0	0	0	0	0	0	0	0.0	0.00	0.00	0	0.0	0	0	
* 25	Zane Torre	RW	2	0	0	0	-3	2	0	0	0	0	0	0	0	0	0	0	0	0	0	0.0	0.00	1.00	3	0.0	0	2	0.00%
2	Derek Thurston	D	3	0	0	0	-2	2	0	0	0	0	0	0	0	0	0	0	0	0	0	0.0	0.00	0.67	5	0.0	0	0	
20	Arjun Bawa	LW	4	0	0	0	-1	0	0	0	0	0	0	0	0	0	0	0	0	0	0	0.0	0.00	0.00	6	0.0	2	2	100.00%
* 17	Matus Lisy	D	4	0	0	0	0	0	0	0	0	0	0	0	0	0	0	0	0	0	0	0.0	0.00	0.00	1	0.0	0	0	
* 24	Landon MacSwain	LW	4	0	0	0	-1	0	0	0	0	0	0	0	0	0	0	0	0	0	0	0.0	0.00	0.00	0	0.0	0	1	0.00%
3	Jake Missura	D	4	0	0	0	0	7	0	0	0	0	0	0	0	0	0	0	0	0	0	0.0	0	1.75	1	0	0	0	
19	Nolan Schmidt	RW	4	0	0	0	-1	2	0	0	0	0	0	0	0	0	0	0	0	0	0	0.0	0	0.5	0	0	20	39	51.28%
	BENCH		4	0				4																	0				
	TOTALS		4	9	12	21	-5	58	2	4	0	0	1	2	1	0	2	1	0	0	0	0.0	0.28	0.71	94	9.6	107	225	

#	Goalie	GP	MINS	W	L	OTL	SL	SO	EN	GA	GAA	SOGP	SOW	SL	SOGA	SOA	SO%	SA	SVS	SV%
33	Chase Wutzke	1	60	1	0	0	0	0	0	2	2.00	0	0	0	0	0	0.000	18	16	0.889
X 35	Matthew Kondro	1	60	0	1	0	0	0	0	4	4.00	0	0	0	0	0	0.000	43	39	0.907
31	Peyton Shore	2	114	0	2	0	0	0	0	8	4.22	0	0	0	0	0	0.000	59	51	0.864
	Empty Net		6							0								0		
	Totals	4	234	1	3	0	0	0	0	14	3.50	0	0	0	0	0	0	120	106	0.883



# RED DEER REBELS - CAREER STATS

## REGULAR SEASON

#	PLAYER	GP	G	A	PTS	+/-	PIM	PPG	SHG	SOG	GWG	FOW	PTS/G
2	Derek Thurston	111	9	14	23	11	127	2	0	131	1	0	0.21
3	Jake Missura	69	0	11	11	-11	45	0	0	54	0	0	0.16
4	Luke Vlooswyk	78	4	16	20	11	53	1	0	112	0	0	0.26
5	Nikolas Ferry	2	0	0	0	0	0	0	0	3	0	0	0.00
7	Nate Yellowaga	4	0	1	1	-3	2	0	0	1	0	1	0.25
8	Keith McInnis	4	1	2	3	-2	4	1	0	6	0	0	0.75
9	Matthew Gard	123	27	28	55	5	115	6	1	174	5	644	0.45
10	Grayden Peterson	4	0	1	1	1	2	0	0	2	0	0	0.25
11	Jaxon Fuder	48	11	16	27	-8	100	2	1	96	2	71	0.56
14	Samuel Drancak	137	23	33	56	-13	74	5	1	219	2	819	0.41
16	Noah Milford	14	2	1	3	-4	2	0	0	15	1	10	0.21
17	Matus Lisy	4	0	0	0	0	0	0	0	1	0	0	0.00
19	Nolan Schmidt	46	3	3	6	-15	8	0	0	31	0	109	0.13
20	Arjun Bawa	159	14	17	31	-3	106	2	0	133	0	86	0.19
21	Beckett Hamilton	74	15	14	29	-7	24	1	0	137	0	17	0.39
22	Ty Coupland	132	32	38	70	-10	70	13	0	259	3	34	0.53
23	Owen Shadrack	4	1	0	1	0	2	0	0	3	0	0	0.25
24	Landon MacSwain	4	0	0	0	-1	0	0	0	0	0	0	0.00
25	Zane Torre	2	0	0	0	-3	2	0	0	3	0	0	0.00
26	Talon Brigley	266	43	51	94	-15	62	5	3	485	10	144	0.35
		1285	185	246	431	-67	798	38	6	1865	24	1935	

#	GOALIE	GP	GAA	SAV%	W	L	OTL	SOL	MIN	SH	SAV	GA	SO
31	Peyton Shore	19	3.69	0.868	7	9	1	0	1008	470	408	62	1
33	Chase Wutzke	94	3.19	0.896	41	35	7	3	5202	2673	2396	277	2
		113	3.19	0.896	48	44	8	3	6210	3143	2804	339	3



# RED DEER REBELS    2025-26    GAME-BY-GAME

Date	Opponent	Result	Record	Score	GWG	Goaltender	Opposing Goaltender	Attend.
Sep. 19	Edmonton	L	0-1-0-0	2-4		Peyton Shore (4 GA, 22 SVS)	Ethan Simcoe (2 GA, 16 SVS)	4073
Sep. 20	at Edmonton	L	0-2-0-0	1-4		Matthew Kondro (4 GA, 39 SVS)	Parker Snell (1 GA, 20 SVS)	6945
Sep. 27	Lethbridge	W	1-2-0-0	4-2	Talon Brigley	Chase Wutzke (2 GA, 16 SVS)	Leif Oaten (3 GA, 27 SVS)	3267
Oct. 3	at Saskatoon	L	1-3-0-0	2-4		Peyton Shore (4 GA, 29 SVS)	Evan Gardner (2 GA, 22 SVS)	8387
Oct. 4	at Prince Albert							
Oct. 7	Lethbridge							
Oct. 10	Moose Jaw							
Oct. 11	at Lethbridge							
Oct. 17	Portland							
Oct. 18	Spokane							
Oct. 21	at Moose Jaw							
Oct. 22	at Swift Current							
Oct. 24	Regina							
Oct. 25	Calgary							
Oct. 29	at Calgary							
Nov. 1	Swift Current							
Nov. 5	at Edmonton							
Nov. 7	at Regina							
Nov. 9	at Moose Jaw							
Nov. 11	at Brandon							
Nov. 15	Saskatoon							
Nov. 21	Medicine Hat							
Nov. 28	Edmonton							
Nov. 30	at Calgary							
Dec. 3	at Lethbridge							
Dec. 5	at Edmonton							
Dec. 6	Prince Albert							
Dec. 12	at Calgary							
Dec. 13	Calgary							
Dec. 16	Brandon							
Dec. 27	Edmonton							
Dec. 28	at Medicine Hat							
Dec. 30	Medicine Hat							
Jan. 1	at Edmonton							
Jan. 3	Seattle							
Jan. 7	at Brandon							
Jan. 9	at Regina							
Jan. 10	at Swift Current							
Jan. 14	at Lethbridge							
Jan. 16	Tri-City							
Jan. 17	Lethbridge							
Jan. 20	Regina							
Jan. 23	Calgary							
Jan. 25	at Penticton							
Jan. 27	at Kelowna							
Jan. 28	at Kamloops							
Jan. 31	at Victoria							
Feb. 1	at Vancouver							
Feb. 3	at Prince George							
Feb. 7	Moose Jaw							
Feb. 10	Everett							
Feb. 13	Medicine Hat							
Feb. 15	Lethbridge							
Feb. 16	at Medicine Hat							
Feb. 20	Saskatoon							
Feb. 22	at Calgary							
Feb. 27	Edmonton							
Feb. 28	Swift Current							
Mar. 3	at Prince Albert							
Mar. 4	at Saskatoon							
Mar. 6	at Medicine Hat							
Mar. 7	Prince Albert							
Mar. 10	Wenatchee							
Mar. 13	Brandon							
Mar. 14	Calgary							
Mar. 18	at Lethbridge							
Mar. 20	Medicine Hat							
Mar. 21	at Medicine Hat							

GAME	1ST STAR	2ND STAR	3RD STAR	GAME RESULT
Sept. 19 vs. EDM		Keith McInnis		Edmonton Wins 4-2
Sept. 20 at EDM				Edmonton Wins 4-1
Sept. 27 vs. LET	Ty Coupland	Jaxon Fuder		<b>Red Deer Wins 4-2</b>
Oct. 3 at SAS			Beckett Hamilton	Saskatoon Wins 4-2

## RED DEER REBELS - CAREER STATS vs. PRINCE ALBERT

<b>2 Derek Thurston</b>	<b>GP</b>	<b>G</b>	<b>A</b>	<b>P</b>	<b>PIM</b>	<b>+/-</b>
2024-25	4	1	1	2	2	0
2023-24	2	0	0	0	4	0
	<b>6</b>	<b>1</b>	<b>1</b>	<b>2</b>	<b>6</b>	<b>0</b>
<b>3 Jake Missura</b>						
2024-25	4	0	0	0	2	1
2023-24	1	0	0	0	0	0
	<b>5</b>	<b>0</b>	<b>0</b>	<b>0</b>	<b>2</b>	<b>1</b>
<b>4 Luke Vlooswyk</b>						
2024-25	4	0	0	0	2	0
2023-24	0	0	0	0	0	0
	<b>4</b>	<b>0</b>	<b>0</b>	<b>0</b>	<b>2</b>	<b>0</b>
<b>5 Nikolas Ferry</b>						
	<b>0</b>	<b>0</b>	<b>0</b>	<b>0</b>	<b>0</b>	<b>0</b>
<b>7 Nate Yellowaga</b>						
	<b>0</b>	<b>0</b>	<b>0</b>	<b>0</b>	<b>0</b>	<b>0</b>
<b>8 Keith McInnis</b>						
	<b>0</b>	<b>0</b>	<b>0</b>	<b>0</b>	<b>0</b>	<b>0</b>
<b>9 Matthew Gard</b>						
2024-25	4	0	0	0	2	-3
2023-24	3	0	0	0	2	0
	<b>7</b>	<b>0</b>	<b>0</b>	<b>0</b>	<b>4</b>	<b>-3</b>
<b>10 Grayden Peterson</b>						
	<b>0</b>	<b>0</b>	<b>0</b>	<b>0</b>	<b>0</b>	<b>0</b>
<b>11 Jaxon Fuder</b>						
2024-25	<b>3</b>	<b>1</b>	<b>1</b>	<b>2</b>	<b>6</b>	<b>1</b>
<b>14 Samuel Drancak</b>	<b>GP</b>	<b>G</b>	<b>A</b>	<b>P</b>	<b>PIM</b>	<b>+/-</b>
2024-25	4	1	1	2	4	0
2023-24	5	0	1	1	0	-1
	<b>9</b>	<b>1</b>	<b>2</b>	<b>3</b>	<b>4</b>	<b>-1</b>
<b>16 Noah Milford</b>						
	<b>1</b>	<b>0</b>	<b>0</b>	<b>0</b>	<b>0</b>	<b>-1</b>
<b>17 Matus Lisy</b>						
	<b>0</b>	<b>0</b>	<b>0</b>	<b>0</b>	<b>0</b>	<b>0</b>

<b>19 Nolan Schmidt</b>						
2024-25	<b>4</b>	<b>0</b>	<b>0</b>	<b>0</b>	<b>4</b>	<b>-2</b>
<b>20 Arjun Bawa</b>						
2024-25	1	0	0	0	4	0
2023-24	1	0	0	0	0	0
2022-23	3	1	0	1	0	0
	<b>5</b>	<b>1</b>	<b>0</b>	<b>1</b>	<b>4</b>	<b>0</b>
<b>21 Beckett Hamilton</b>						
2024-25	4	1	0	1	0	-3
2023-24	0	0	0	0	0	0
	<b>4</b>	<b>1</b>	<b>0</b>	<b>1</b>	<b>0</b>	<b>-3</b>
<b>22 Ty Coupland</b>						
2024-25	8	1	5	6	0	-2
2023-24	3	0	0	0	4	-2
	<b>11</b>	<b>1</b>	<b>5</b>	<b>6</b>	<b>4</b>	<b>-4</b>
<b>23 Owen Shadrick</b>						
	<b>0</b>	<b>0</b>	<b>0</b>	<b>0</b>	<b>0</b>	<b>0</b>
<b>24 Landon MacSwain</b>						
	<b>0</b>	<b>0</b>	<b>0</b>	<b>0</b>	<b>0</b>	<b>0</b>
<b>25 Zane Torre</b>						
	<b>0</b>	<b>0</b>	<b>0</b>	<b>0</b>	<b>0</b>	<b>0</b>
<b>26 Talon Brigley</b>						
2024-25	4	0	1	1	0	-1
2023-24	5	1	2	3	4	0
2022-23	4	0	1	1	0	1
2021-22	6	0	0	0	0	-3
	<b>19</b>	<b>1</b>	<b>4</b>	<b>5</b>	<b>4</b>	<b>-3</b>

<b>31 Peyton Shore</b>	<b>GP</b>	<b>W</b>	<b>L</b>	<b>OTL</b>	<b>SOL</b>	<b>GA</b>	<b>GAA</b>	<b>SV%</b>
2024-25	<b>0</b>	<b>0</b>	<b>0</b>	<b>0</b>	<b>0</b>	<b>0</b>	<b>0.00</b>	<b>0.000</b>
<b>33 Chase Wutzke</b>								
2024-25	3	1	2	0	0	8	2.67	0.918
2023-24	3	2	1	0	0	6	2.40	0.921
2022-23	0	0	0	0	0	0	0.00	0.000
2021-22	1	1	0	0	0	6	6.00	0.854
	<b>7</b>	<b>4</b>	<b>3</b>	<b>0</b>	<b>0</b>	<b>20</b>	<b>3.69</b>	<b>0.898</b>

# Red Deer Rebels (1-3-0-0) vs. Prince Albert Raiders (3-0-1-0)

## Oct 4, 2025 -- Art Hauser Centre - Prince Albert, SK

### GOALIES

#	Name	Ht	Wt	GP	W	L	OTL	SL	SO	GAA	SV%
31	Peyton Shore	6'2.5	178	2	0	2	0	0	0	4.22	0.864
33	Chase Wutzke	6'2.5	156	1	1	0	0	0	0	2.00	0.889

### SKATERS

#	Name	Pos	Ht	Wt	GP	G	A	Pts.	PIM	+/-
2	Derek Thurston	D	6'1	195	3	0	0	0	2	-2
3	Jake Missura	D	5'10.	178	4	0	0	0	7	0
4	Luke Vlooswyk	D	6'5	210	2	0	1	1	4	3
5	Nikolas Ferry	D	6'0	196	2	0	0	0	0	0
7	Nate Yellowaga	D	5'10.	164	4	0	1	1	2	-3
8	Keith McInnis	D	6'1	197	4	1	2	3	4	-2
9	Matthew Gard	C	6'5	197	2	1	0	1	2	2
10	Grayden Peterson	LW	6'0	180	4	0	1	1	2	1
11	Jaxon Fuder	LW	6'0.5	171	2	0	1	1	9	1
14	Samuel Drancak	C	6'0	195	4	1	0	1	4	1
16	Noah Milford	C	5'11	168	4	1	1	2	2	-2
17	Matus Lisy	D	6'0	191	4	0	0	0	0	0
19	Nolan Schmidt	RW	5'11.	190	4	0	0	0	2	-1
20	Arjun Bawa	LW	6'2	182	4	0	0	0	0	-1
21	Beckett Hamilton	RW	5'11	173	4	1	3	4	0	1
22	Ty Coupland	RW	5'11	170	4	2	0	2	2	3
23	Owen Shadrick	LW	6'1	168	4	1	0	1	2	0
24	Landon MacSwain	LW	6'2.5	197	4	0	0	0	0	-1
25	Zane Torre	RW	6'1	200	2	0	0	0	2	-3
26	Talon Brigley	RW	5'11	176	4	1	2	3	4	1

### Team Staff

### GOALIES

#	Name	Ht	Wt	GP	W	L	OTL	SL	SO	GAA	SV%
30	Michal Orsulak	6'4	220	2	2	0	0	0	0	2.98	0.902
33	Dimitri Fortin	6'1	195	1	0	0	1	0	0	2.93	0.864

### SKATERS

#	Name	Pos	Ht	Wt	GP	G	A	Pts.	PIM	+/-
5	Matyas Man	D	6'6	202	2	0	0	0	0	-2
6	Benett Kelly	D	6'1	186	4	0	0	0	2	2
7	Justice Christensen	D	5'9	191	0	0	0	0	0	0
8	Hubert Clarke	D	6'1	204	2	0	1	1	0	0
10	Daxon Rudolph	D	6'2	202	4	2	3	5	2	-2
11	Linden Burrett	D	6'2	184	4	0	3	3	10	4
12	Brock Cripps	D	5'10.	160	4	0	1	1	0	1
14	Max Heise	C	6'3	172	2	2	1	3	0	1
15	Brayden Dube	RW	5'10	184	4	3	2	5	2	1
17	Jackson Kostiuik	C	5'11	170	2	0	1	1	0	0
18	Oli Chenier	LW	5'10	188	4	1	1	2	11	1
19	Aiden Oiring	C	5'7	181	4	3	2	5	4	2
20	Ben Harvey	RW	5'11	184	4	1	1	2	0	0
21	Evan Smith	C	6'1	183	4	1	1	2	0	2
22	Connor Howe	C	5'6	155	4	0	1	1	0	0
23	Riley Boychuk	C	5'10	165	4	0	5	5	4	-3
24	Alisher Sarkenov	RW	6'0	172	0	0	0	0	0	0
25	Ty Meunier	LW	5'8	162	4	2	0	2	0	-1
27	Ethan Bibeau	C	6'1	191	0	0	0	0	0	0
28	Jonah Sivertson	RW	6'3	193	4	0	1	1	0	1
32	Owen Corkish	LW	5'9	160	4	1	0	1	0	0

### Team Staff

Cole Bell

Assistant Coach

# Standings

## Eastern Conference

### East Division

Rank	Team	GP	GR	W	L	OTL	SL	PTS	PCT	GF	GA	PIM	RW	ROW	S/O	Home	Away	P10	STK
1	Prince Albert Raiders	4	64	3	0	1	0	7	0.875	17	13	43	2	3	0-0	1-0-0-0	2-0-1-0	3-0-1-0	3-0-1-0
2	Moose Jaw Warriors	4	64	3	1	0	0	6	0.750	22	17	69	3	3	0-0	2-1-0-0	1-0-0-0	3-1-0-0	0-1-0-0
3	Swift Current Broncos	4	64	3	1	0	0	6	0.750	18	17	68	3	3	0-0	3-0-0-0	0-1-0-0	3-1-0-0	1-0-0-0
4	Saskatoon Blades	5	63	3	2	0	0	6	0.600	15	15	60	2	3	0-0	2-0-0-0	1-2-0-0	3-2-0-0	1-0-0-0
5	Brandon Wheat Kings	3	65	0	2	1	0	1	0.167	15	20	36	0	0	0-0	0-1-1-0	0-1-0-0	0-2-1-0	0-2-1-0
6	Regina Pats	4	64	0	4	0	0	0	0.000	12	19	50	0	0	0-0	0-2-0-0	0-2-0-0	0-4-0-0	0-4-0-0

### Central Division

Rank	Team	GP	GR	W	L	OTL	SL	PTS	PCT	GF	GA	PIM	RW	ROW	S/O	Home	Away	P10	STK
1	Edmonton Oil Kings	5	63	4	1	0	0	8	0.800	20	13	93	4	4	0-0	1-0-0-0	3-1-0-0	4-1-0-0	2-0-0-0
2	Medicine Hat Tigers	4	64	3	1	0	0	6	0.750	16	11	46	3	3	0-0	2-0-0-0	1-1-0-0	3-1-0-0	2-0-0-0
3	Calgary Hitmen	3	65	2	1	0	0	4	0.667	11	10	33	2	2	0-0	1-1-0-0	1-0-0-0	2-1-0-0	1-0-0-0
4	Red Deer Rebels	4	64	1	3	0	0	2	0.250	9	14	58	1	1	0-0	1-1-0-0	0-2-0-0	1-3-0-0	0-1-0-0
5	Lethbridge Hurricanes	5	63	1	4	0	0	2	0.200	14	18	58	1	1	0-0	0-3-0-0	1-1-0-0	1-4-0-0	0-3-0-0

## Western Conference

### B.C. Division

Rank	Team	GP	GR	W	L	OTL	SL	PTS	PCT	GF	GA	PIM	RW	ROW	S/O	Home	Away	P10	STK
1	Victoria Royals	4	64	3	0	1	0	7	0.875	24	14	44	2	3	0-0	2-0-0-0	1-0-1-0	3-0-1-0	3-0-1-0
2	Prince George Cougars	3	65	3	0	0	0	6	1.000	15	4	59	3	3	0-0	2-0-0-0	1-0-0-0	3-0-0-0	3-0-0-0
3	Kamloops Blazers	4	64	3	1	0	0	6	0.750	20	14	57	3	3	0-0	3-0-0-0	0-1-0-0	3-1-0-0	0-1-0-0
4	Penticton Vees	5	63	2	2	0	1	5	0.500	14	16	45	2	2	0-1	1-1-0-0	1-1-0-1	2-2-0-1	1-0-0-1
5	Kelowna Rockets	3	65	2	1	0	0	4	0.667	10	14	31	1	1	1-0	1-1-0-0	1-0-0-0	2-1-0-0	2-0-0-0
6	Vancouver Giants	4	64	1	3	0	0	2	0.250	16	26	49	0	1	0-0	1-1-0-0	0-2-0-0	1-3-0-0	0-2-0-0

### U.S. Division

Rank	Team	GP	GR	W	L	OTL	SL	PTS	PCT	GF	GA	PIM	RW	ROW	S/O	Home	Away	P10	STK
1	Everett Silvertips	4	64	3	0	1	0	7	0.875	17	8	68	2	2	1-0	2-0-1-0	1-0-0-0	3-0-1-0	3-0-1-0
2	Spokane Chiefs	4	64	2	2	0	0	4	0.500	16	10	50	2	2	0-0	1-1-0-0	1-1-0-0	2-2-0-0	0-1-0-0
3	Seattle Thunderbirds	4	64	2	2	0	0	4	0.500	16	17	79	2	2	0-0	2-0-0-0	0-2-0-0	2-2-0-0	1-0-0-0
4	Portland Winterhawks	4	64	1	3	0	0	2	0.250	8	18	59	0	1	0-0	0-0-0-0	1-3-0-0	1-3-0-0	0-1-0-0
5	Wenatchee Wild	3	65	0	1	1	1	2	0.333	8	13	48	0	0	0-1	0-1-1-0	0-0-0-1	0-1-1-1	0-1-1-1
6	Tri-City Americans	3	65	0	3	0	0	0	0.000	4	16	51	0	0	0-0	0-0-0-0	0-3-0-0	0-3-0-0	0-3-0-0

x = Clinched Playoff Position

y = Teams who have clinched Division title

z = Regular Season Champion

### Friday, October 3 2025

Tri-City 1 at Everett 7 (Final)  
 Medicine Hat 4 at Lethbridge 2 (Final)  
 Edmonton 5 at Moose Jaw 1 (Final)  
 Portland 2 at Penticton 3 (Final)  
 Red Deer 2 at Saskatoon 4 (Final)  
 Kamloops 4 at Seattle 7 (Final)  
 Prince George 2 at Spokane 1 (Final)  
 Vancouver 5 at Swift Current 7 (Final)  
 Victoria 5 at Wenatchee 4 (Final OT)

### Saturday, October 4 2025

Edmonton at Brandon 6:00 PM  
 Calgary at Medicine Hat 7:00 PM  
 Red Deer at Prince Albert 7:00 PM  
 Regina at Swift Current 7:00 PM  
 Vancouver at Moose Jaw 6:00 PM  
 Portland at Kamloops 6:00 PM  
 Prince George at Spokane 6:05 PM  
 Seattle at Penticton 6:05 PM  
 Victoria at Everett 6:05 PM  
 Wenatchee at Tri-City 6:05 PM

### Sunday, October 5 2025

Saskatoon at Brandon 4:00 PM  
 Lethbridge at Calgary 4:00 PM  
 Everett at Tri-City 4:05 PM  
 Penticton at Wenatchee 4:00 PM

## Conference Standings

### Eastern Conference

Rank	Team	GP	GR	W	L	OTL	SL	PTS	PCT	GF	GA	S/O	RW	ROW	Home	Away	P10	STK
1	Edmonton Oil Kings	5	63	4	1	0	0	8	0.800	20	13	0-0	4	4	1-0-0-0	3-1-0-0	4-1-0-0	2-0-0-0
2	Prince Albert Raiders	4	64	3	0	1	0	7	0.875	17	13	0-0	2	3	1-0-0-0	2-0-1-0	3-0-1-0	3-0-1-0
3	Moose Jaw Warriors	4	64	3	1	0	0	6	0.750	22	17	0-0	3	3	2-1-0-0	1-0-0-0	3-1-0-0	0-1-0-0
4	Swift Current Broncos	4	64	3	1	0	0	6	0.750	18	17	0-0	3	3	3-0-0-0	0-1-0-0	3-1-0-0	1-0-0-0
5	Medicine Hat Tigers	4	64	3	1	0	0	6	0.750	16	11	0-0	3	3	2-0-0-0	1-1-0-0	3-1-0-0	2-0-0-0
6	Saskatoon Blades	5	63	3	2	0	0	6	0.600	15	15	0-0	2	3	2-0-0-0	1-2-0-0	3-2-0-0	1-0-0-0
7	Calgary Hitmen	3	65	2	1	0	0	4	0.667	11	10	0-0	2	2	1-1-0-0	1-0-0-0	2-1-0-0	1-0-0-0
8	Red Deer Rebels	4	64	1	3	0	0	2	0.250	9	14	0-0	1	1	1-1-0-0	0-2-0-0	1-3-0-0	0-1-0-0
9	Lethbridge Hurricanes	5	63	1	4	0	0	2	0.200	14	18	0-0	1	1	0-3-0-0	1-1-0-0	1-4-0-0	0-3-0-0
10	Brandon Wheat Kings	3	65	0	2	1	0	1	0.167	15	20	0-0	0	0	0-1-1-0	0-1-0-0	0-2-1-0	0-2-1-0
11	Regina Pats	4	64	0	4	0	0	0	0.000	12	19	0-0	0	0	0-2-0-0	0-2-0-0	0-4-0-0	0-4-0-0

### Western Conference

Rank	Team	GP	GR	W	L	OTL	SL	PTS	PCT	GF	GA	S/O	RW	ROW	Home	Away	P10	STK
1	Victoria Royals	4	64	3	0	1	0	7	0.875	24	14	0-0	2	3	2-0-0-0	1-0-1-0	3-0-1-0	3-0-1-0
2	Everett Silvertips	4	64	3	0	1	0	7	0.875	17	8	1-0	2	2	2-0-1-0	1-0-0-0	3-0-1-0	3-0-1-0
3	Prince George Cougars	3	65	3	0	0	0	6	1.000	15	4	0-0	3	3	2-0-0-0	1-0-0-0	3-0-0-0	3-0-0-0
4	Kamloops Blazers	4	64	3	1	0	0	6	0.750	20	14	0-0	3	3	3-0-0-0	0-1-0-0	3-1-0-0	0-1-0-0
5	Penticton Vees	5	63	2	2	0	1	5	0.500	14	16	0-1	2	2	1-1-0-0	1-1-0-1	2-2-0-1	1-0-0-1
6	Kelowna Rockets	3	65	2	1	0	0	4	0.667	10	14	1-0	1	1	1-1-0-0	1-0-0-0	2-1-0-0	2-0-0-0
7	Spokane Chiefs	4	64	2	2	0	0	4	0.500	16	10	0-0	2	2	1-1-0-0	1-1-0-0	2-2-0-0	0-1-0-0
8	Seattle Thunderbirds	4	64	2	2	0	0	4	0.500	16	17	0-0	2	2	2-0-0-0	0-2-0-0	2-2-0-0	1-0-0-0
9	Vancouver Giants	4	64	1	3	0	0	2	0.250	16	26	0-0	0	1	1-1-0-0	0-2-0-0	1-3-0-0	0-2-0-0
10	Portland Winterhawks	4	64	1	3	0	0	2	0.250	8	18	0-0	0	1	0-0-0-0	1-3-0-0	1-3-0-0	0-1-0-0
11	Wenatchee Wild	3	65	0	1	1	1	2	0.333	8	13	0-1	0	0	0-1-1-0	0-0-0-1	0-1-1-1	0-1-1-1
12	Tri-City Americans	3	65	0	3	0	0	0	0.000	4	16	0-0	0	0	0-0-0-0	0-3-0-0	0-3-0-0	0-3-0-0

**Division leaders (marked with a \*) are automatically seeded first and second.**

x = Teams who have clinched a playoff spot.

y = Teams who have clinched Division title



## Leaders (Overall)

### Top 20 Scorers

Rank	Player	Team	GP	G	A	PTS
1	Roan Woodward	VIC	4	6	5	11
2	* JP Hurlbert	KAM	4	7	3	10
3	Hayden Moore	VIC	4	3	7	10
4	Julius Miettinen	EVT	3	5	3	8
5	Luke Cozens	LET	5	3	5	8
6	Pavel McKenzie	MJ	4	2	6	8
7	Reggie Newman	VIC	4	2	6	8
8	* Matias Vanhanen	EVT	4	1	7	8
9	* Chase Surkan	BDN	3	4	3	7
10	Jordan Keller	KAM	4	4	3	7
11	Shane Smith	LET	5	4	3	7
12	Mathis Preston	SPO	4	3	4	7
13	Matej Pekar	SEA	4	2	5	7
14	Ethan Semeniuk	MJ	4	2	5	7
15	Several Players Tied					6

### Minor Penalties

Rank	Player	Team	GP	MinPen
1	Shane Smith	LET	5	7
2	Brady Ness	MJ	4	6
3	Hudson Darby	SC	4	6
4	Jake Gudelj	TC	3	6
5	Several Players Tied			5

### Power Play Goals

Rank	Player	Team	GP	PPG
1	Roan Woodward	VIC	4	5
2	Jordan Keller	KAM	4	3
3	Several Players Tied			2

### Shots

Rank	Player	Team	GP	Shots
1	Zackary Shantz	EVT	4	29
2	* JP Hurlbert	KAM	4	26
3	Landon DuPont	EVT	4	21
4	Ryden Evers	PEN	5	21
5	Several Players Tied			20

### Game Winning Goals

Rank	Player	Team	GP	GWG
1	* Colt Carter	MJ	4	2
2	* Andrew O'Neill	EDM	5	2
3	Several Players Tied			1

### Shootout Goals

Rank	Player	Team	SOG	SOA
1	Several Players Tied		1	

### Goals

Rank	Player	Team	GP	G
1	* JP Hurlbert	KAM	4	7
2	Roan Woodward	VIC	4	6
3	Julius Miettinen	EVT	3	5
4	Rowan Calvert	SAS	5	5
5	Zackary Shantz	EVT	4	5

### Assists

Rank	Player	Team	GP	A
1	Hayden Moore	VIC	4	7
2	* Matias Vanhanen	EVT	4	7
3	Several Players Tied			6

### Penalty Minutes

Rank	Player	Team	GP	PIM
1	Brady Ness	MJ	4	22
2	Shane Smith	LET	5	19
3	Hudson Darby	SC	4	17
4	* Alexandre Andre	WEN	3	14
5	Brady Craik	EDM	4	14

### Major Penalties

Rank	Player	Team	GP	MajPen
1	Brady Ness	MJ	4	2
2	* Alexandre Andre	WEN	3	2
3	Brady Craik	EDM	4	2
4	Kaleb Hartmann	SEA	2	2
5	Several Players Tied			1

### Short Handed Goals

Rank	Player	Team	GP	SHG
1	Several Players Tied			1

### Shooting Percentage

Rank	Player	Team	GP	Goals	Shots	PCT
1	* Chase Surkan	BDN	3	4	5	80.0
2	Ashton Brown	VIC	3	2	3	66.7
3	Sawyer Dingman	SC	4	3	5	60.0
4	Miroslav Holinka	EDM	2	3	5	60.0
5	* Tomas Poletin	KEL	2	3	5	60.0

### Plus/Minus

Rank	Player	Team	GP	+/-
1	Julius Miettinen	EVT	3	8
2	Bryce Pickford	MH	4	7
3	* Matias Vanhanen	EVT	4	7
4	Jonas Woo	MH	4	7
5	Several Players Tied			6

### Shootout Percentage

Rank	Player	Team	SOG	SOA	SO%
1	Several Players Tied				100.0

## Leading Goalies

### Top 15 Goalies (by GAA)

Rank	Player	Team	GP	Mins	W	L	OTL	SOL	SO	GA	GAA	SOW	SOL	SOGA	SOA	SO%	SA	SVS	SV%
1	Joshua Ravensbergen	PG	1	60	1	0	0	0	0	1	1.00	0	0	0	0	0.000	27	26	0.963
2	Carter Esler	SPO	3	180	2	1	0	0	1	4	1.33	0	0	0	0	0.000	94	90	0.957
3	Alexander Levshyn	PG	2	120	2	0	0	0	0	3	1.50	0	0	0	0	0.000	52	49	0.942
4	Andrew Reyelts	PEN	3	185	2	0	0	1	0	5	1.62	0	1	1	2	0.500	74	69	0.932
5	* Xavier Wendt	TC	2	107	0	1	0	0	0	3	1.68	0	0	0	0	0.000	65	62	0.954
6	Evan Gardner	SAS	3	167	2	1	0	0	0	5	1.80	0	0	0	0	0.000	77	72	0.935
7	Raiden LeGall	EVT	4	246	3	0	1	0	0	8	1.95	1	0	2	5	0.600	117	109	0.932
8	* Parker Snell	EDM	2	120	2	0	0	0	0	4	2.00	0	0	0	0	0.000	44	40	0.909
9	Chase Wutzke	RD	1	60	1	0	0	0	0	2	2.00	0	0	0	0	0.000	18	16	0.889
10	Jordan Switzer	MH	4	211	3	0	0	0	0	8	2.28	0	0	0	0	0.000	98	90	0.918
11	Ethan Simcoe	EDM	3	178	2	1	0	0	0	8	2.69	0	0	0	0	0.000	85	77	0.906
12	Dimitri Fortin	PA	1	61	0	0	1	0	0	3	2.93	0	0	0	0	0.000	22	19	0.864
13	* Michal Orsulak	PA	2	121	2	0	0	0	0	6	2.98	0	0	0	0	0.000	61	55	0.902
14	Anders Miller	CGY	2	120	2	0	0	0	0	6	3.00	0	0	0	0	0.000	54	48	0.889
15	* Ivans Kufterins	KAM	1	60	1	0	0	0	0	3	3.00	0	0	0	0	0.000	37	34	0.919

### Wins

Rank	Player	Team	W
1	Joey Rocha	SC	3
2	Raiden LeGall	EVT	3
3	Jordan Switzer	MH	3
4	Matthew Hutchison	MJ	3
5	Several Goaltenders Tied		2

### Saves

Rank	Player	Team	SVS
1	Koen Cleaver	LET	122
2	Ondrej Stebeták	POR	120
3	Raiden LeGall	EVT	109
4	Jayden Kraus	BDN	102
5	* Marek Sklenicka	SEA	99

### Losses

Rank	Player	Team	L
1	Koen Cleaver	LET	3
2	Ondrej Stebeták	POR	3
3	Several Goaltenders Tied		2

### Save Percentage

Rank	Player	Team	GA	SVS	SV%
1	Joshua Ravensbergen	PG	1	26	0.963
2	Carter Esler	SPO	4	90	0.957
3	* Xavier Wendt	TC	3	62	0.954
4	Alexander Levshyn	PG	3	49	0.942
5	* Tobias Tvrzniak	WEN	6	97	0.942

### Mins

Rank	Player	Team	Mins
1	Raiden LeGall	EVT	246
2	Ondrej Stebeták	POR	237
3	Koen Cleaver	LET	235
4	Jordan Switzer	MH	211
5	Ethan Eskit	VIC	186

### Shootout Wins

Rank	Player	Team	SOW
1	Raiden LeGall	EVT	1
2	Josh Banini	KEL	1

### Shutouts

Rank	Player	Team	SO
1	Logan Edmonstone	KAM	1
2	Ethan Eskit	VIC	1
3	Carter Esler	SPO	1
4	Koen Cleaver	LET	1

### Shootout Percentage

Rank	Player	Team	Saves	Att	SO%
1	Josh Banini	KEL	1	1	1.000
2	Raiden LeGall	EVT	3	5	0.600
3	Andrew Reyelts	PEN	1	2	0.500
4	* Tobias Tvrzniak	WEN	3	6	0.500

\* indicates rookie

## Leaders (Rookies)

### Top 20 Scorers

Rank	Player	Team	GP	G	A	PTS
1	* JP Hurlbert	KAM	4	7	3	10
2	* Matias Vanhanen	EVT	4	1	7	8
3	* Chase Surkan	BDN	3	4	3	7
4	* Colt Carter	MJ	4	3	3	6
5	* Jacob Kvasnicka	PEN	5	2	3	5
6	* Timofei Runtso	VIC	4	1	4	5
7	* Tomas Poletin	KEL	2	3	1	4
8	* Brock England	SEA	4	3	1	4
9	* Kale Dach	CGY	3	2	2	4
10	* Andrei Molgachev	CGY	3	2	2	4
11	* Yaroslav Bryzgalov	MH	4	1	3	4
12	* Mason Kraft	WEN	3	0	4	4
13	Several Players Tied					3

### Minor Penalties

Rank	Player	Team	GP	MinPen
1	* Dylan Dean	EDM	4	5
2	* Ben Bowtell	SAS	4	4
3	* Madden Tymchak	KAM	4	3
4	* Michal Capos	WEN	2	3
5	* Easton Daneault	LET	4	3

### Power Play Goals

Rank	Player	Team	GP	PPG
1	* Chase Surkan	BDN	3	2
2	* Stepan Kuryachenkov	SC	4	2
3	Several Players Tied			1

### Shots

Rank	Player	Team	GP	Shots
1	* JP Hurlbert	KAM	4	26
2	* Kade Stengrim	MH	4	20
3	* Kyle Heger	MH	4	18
4	* Brock England	SEA	4	16
5	Several Players Tied			14

### Game Winning Goals

Rank	Player	Team	GP	GWG
1	* Colt Carter	MJ	4	2
2	* Andrew O'Neill	EDM	5	2
3	Several Players Tied			1

### Shootout Goals

Rank	Player	Team	SOG	SOA
1	* Mason Kraft	WEN	1	1
2	* Tomas Poletin	KEL	1	1
3	* Matias Vanhanen	EVT	1	1

### Goals

Rank	Player	Team	GP	G
1	* JP Hurlbert	KAM	4	7
2	* Chase Surkan	BDN	3	4
3	* Colt Carter	MJ	4	3
4	* Tomas Poletin	KEL	2	3
5	* Brock England	SEA	4	3

### Assists

Rank	Player	Team	GP	A
1	* Matias Vanhanen	EVT	4	7
2	* Mason Kraft	WEN	3	4
3	* Timofei Runtso	VIC	4	4
4	Several Players Tied			3

### Penalty Minutes

Rank	Player	Team	GP	PIM
1	* Alexandre Andre	WEN	3	14
2	* Madden Tymchak	KAM	4	11
3	* Dylan Dean	EDM	4	10
4	* Dermot Johnston	PG	3	9
5	* Ben Bowtell	SAS	4	8

### Major Penalties

Rank	Player	Team	GP	MajPen
1	* Alexandre Andre	WEN	3	2
2	Several Players Tied			1

### Short Handed Goals

Rank	Player	Team	GP	SHG
1	* JP Hurlbert	KAM	4	1

### Shooting Percentage

Rank	Player	Team	GP	Goals	Shots	PCT
1	* Chase Surkan	BDN	3	4	5	80.0
2	* Tomas Poletin	KEL	2	3	5	60.0
3	* Colt Carter	MJ	4	3	6	50.0
4	* Kale Dach	CGY	3	2	4	50.0
5	Several Players Tied					33.3

### Plus/Minus

Rank	Player	Team	GP	+/-
1	* Matias Vanhanen	EVT	4	7
2	* JP Hurlbert	KAM	4	5
3	* Jakub Seidl	EVT	4	5
4	* Timofei Runtso	VIC	4	4
5	Several Players Tied			3

### Shootout Percentage

Rank	Player	Team	SOG	SOA	SO%
1	* Mason Kraft	WEN	1	1	100.0
2	* Tomas Poletin	KEL	1	1	100.0
3	* Matias Vanhanen	EVT	1	1	100.0

## Leaders (Defencemen)

### Top 20 Scorers

Rank	Player	Team	GP	G	A	PTS
1	Bryce Pickford	MH	4	4	2	6
2	* Colt Carter	MJ	4	3	3	6
3	Ryan Lin	VAN	4	2	4	6
4	Grayson Burzynski	BDN	3	1	5	6
5	Ryan Michael	KAM	4	0	6	6
6	Daxon Rudolph	PA	4	2	3	5
7	Jonas Woo	MH	4	2	3	5
8	* Timofei Runtso	VIC	4	1	4	5
9	Aiden Ziprick	MJ	4	1	4	5
10	Bauer Dumanski	PG	3	0	5	5
11	Giorgos Pantelas	BDN	3	0	5	5
12	Josh McGregor	SC	4	0	5	5
13	Nolan Paquette	MJ	4	2	2	4
14	Isa Guram	KAM	4	1	3	4
15	Owen Schoettler	SPO	4	0	4	4
16	Several Players Tied					3

### Minor Penalties

Rank	Player	Team	GP	MinPen
1	Brady Ness	MJ	4	6
2	Linden Burrett	PA	4	5
3	Tai Riley	SEA	4	5
4	Ethan MacKenzie	EDM	5	5
5	Several Players Tied			4

### Power Play Goals

Rank	Player	Team	GP	PPG
1	Several Players Tied			1

### Shots

Rank	Player	Team	GP	Shots
1	Landon DuPont	EVT	4	21
2	Ethan MacKenzie	EDM	5	19
3	Tarin Smith	EVT	3	18
4	* Kyle Heger	MH	4	18
5	Bryce Pickford	MH	4	17

### Game Winning Goals

Rank	Player	Team	GP	GWG
1	* Colt Carter	MJ	4	2
2	Several Players Tied			1

### Shootout Goals

Rank	Player	Team	SOG	SOA
------	--------	------	-----	-----

### Goals

Rank	Player	Team	GP	G
1	Bryce Pickford	MH	4	4
2	* Colt Carter	MJ	4	3
3	Several Players Tied			2

### Assists

Rank	Player	Team	GP	A
1	Ryan Michael	KAM	4	6
2	Grayson Burzynski	BDN	3	5
3	Bauer Dumanski	PG	3	5
4	Giorgos Pantelas	BDN	3	5
5	Josh McGregor	SC	4	5

### Penalty Minutes

Rank	Player	Team	GP	PIM
1	Brady Ness	MJ	4	22
2	Kaleb Hartmann	SEA	2	12
3	* Madden Tymchak	KAM	4	11
4	Matteo Fabrizi	LET	5	11
5	Several Players Tied			10

### Major Penalties

Rank	Player	Team	GP	MajPen
1	Brady Ness	MJ	4	2
2	Kaleb Hartmann	SEA	2	2
3	Several Players Tied			1

### Short Handed Goals

Rank	Player	Team	GP	SHG
1	Bryce Pickford	MH	4	1
2	Jonas Woo	MH	4	1

### Shooting Percentage

Rank	Player	Team	GP	Goals	Shots	PCT
1	* Colt Carter	MJ	4	3	6	50.0
2	Josh Fluker	WEN	2	1	3	33.3
3	Several Players Tied					25.0

### Plus/Minus

Rank	Player	Team	GP	+/-
1	Bryce Pickford	MH	4	7
2	Jonas Woo	MH	4	7
3	Rhett Sather	SPO	4	6
4	Several Players Tied			5

### Shootout Percentage

Rank	Player	Team	SOG	SOA	SO%
1	Brek Liske	EVT	0	1	0.0
2	Will Sharpe	KEL	0	1	0.0
3	* Josh Toll	WEN	0	1	0.0

## Specialty Team Records

### Team Power Play

Rank	Team	GP	ADV	GF	PP%	SHGA
1	Brandon Wheat Kings	3	7	4	57.0	0
2	Victoria Royals	4	19	9	47.0	0
3	Swift Current Broncos	4	17	7	41.0	2
4	Vancouver Giants	4	11	4	36.0	1
5	Prince Albert Raiders	4	14	5	35.0	0
6	Prince George Cougars	3	18	5	27.0	0
7	Moose Jaw Warriors	4	15	4	26.0	0
8	Kamloops Blazers	4	23	6	26.0	0
9	Saskatoon Blades	5	23	6	26.0	0
10	Tri-City Americans	3	9	2	22.0	1
11	Edmonton Oil Kings	5	14	3	21.0	0
12	Everett Silvertips	4	15	3	20.0	0
13	Seattle Thunderbirds	4	15	3	20.0	1
14	Penticton Vees	5	15	3	20.0	0
15	Red Deer Rebels	4	12	2	16.0	0
16	Kelowna Rockets	3	12	2	16.0	0
17	Regina Pats	4	19	3	15.0	2
18	Lethbridge Hurricanes	5	19	3	15.0	0
19	Medicine Hat Tigers	4	13	2	15.0	1
20	Calgary Hitmen	3	13	2	15.0	1
21	Wenatchee Wild	3	14	2	14.0	0
22	Portland Winterhawks	4	15	2	13.0	0
23	Spokane Chiefs	4	12	1	8.0	1

### Team Penalty Kill

Rank	Team	GP	TSH	PPGA	PK%	SHGF
1	Calgary Hitmen	3	12	1	91.7	0
2	Prince George Cougars	3	12	1	91.7	0
3	Edmonton Oil Kings	5	25	3	88.0	1
4	Kelowna Rockets	3	8	1	87.5	0
5	Spokane Chiefs	4	15	2	86.7	0
6	Saskatoon Blades	5	14	2	85.7	0
7	Everett Silvertips	4	19	3	84.2	1
8	Swift Current Broncos	4	17	3	82.4	0
9	Kamloops Blazers	4	14	3	78.6	2
10	Wenatchee Wild	3	14	3	78.6	0
11	Moose Jaw Warriors	4	13	3	76.9	0
12	Tri-City Americans	3	13	3	76.9	0
13	Medicine Hat Tigers	4	16	4	75.0	2
14	Lethbridge Hurricanes	5	19	5	73.7	2
15	Penticton Vees	5	15	4	73.3	1
16	Brandon Wheat Kings	3	11	3	72.7	0
17	Victoria Royals	4	11	3	72.7	0
18	Seattle Thunderbirds	4	22	6	72.7	0
19	Portland Winterhawks	4	18	5	72.2	0
20	Prince Albert Raiders	4	12	4	66.7	0
21	Red Deer Rebels	4	14	6	57.1	0
22	Regina Pats	4	12	6	50.0	1
23	Vancouver Giants	4	18	9	50.0	0

### Team Overtime Performance

Rank	Team	GP	W	L	SW	SL	PTS	PCT
1	Portland Winterhawks	1	1	0	0	0	2	1.000
2	Saskatoon Blades	1	1	0	0	0	2	1.000
3	Vancouver Giants	1	1	0	0	0	2	1.000
4	Prince Albert Raiders	2	1	1	0	0	3	0.000
5	Victoria Royals	2	1	1	0	0	3	0.000
6	Calgary Hitmen	0	0	0	0	0	0	0.000
7	Edmonton Oil Kings	0	0	0	0	0	0	0.000
8	Kamloops Blazers	0	0	0	0	0	0	0.000
9	Kelowna Rockets	1	0	0	1	0	2	1.000
10	Lethbridge Hurricanes	0	0	0	0	0	0	0.000
11	Medicine Hat Tigers	0	0	0	0	0	0	0.000
12	Moose Jaw Warriors	0	0	0	0	0	0	0.000
13	Penticton Vees	1	0	0	0	1	1	0.000
14	Prince George Cougars	0	0	0	0	0	0	0.000
15	Red Deer Rebels	0	0	0	0	0	0	0.000
16	Regina Pats	0	0	0	0	0	0	0.000
17	Seattle Thunderbirds	0	0	0	0	0	0	0.000
18	Spokane Chiefs	0	0	0	0	0	0	0.000
19	Swift Current Broncos	0	0	0	0	0	0	0.000
20	Tri-City Americans	0	0	0	0	0	0	0.000
21	Brandon Wheat Kings	1	0	1	0	0	1	0.000
22	Everett Silvertips	2	0	1	1	0	3	0.000
23	Wenatchee Wild	2	0	1	0	1	2	0.000

# Red Deer Rebels vs Prince Albert Raiders Head to Head

## Summary

Description	Result	
Head to Head Record 2025 - 26 Regular Season	Prince Albert 0-0-0-0	Red Deer 0-0-0-0
Head to Head Record 2024 - 25 Regular Season	Prince Albert 3-1-0-0	Red Deer 1-2-1-0
Last 5 Years record between teams	Prince Albert 9-10-0-0	Red Deer 10-7-1-1
Prince Albert vs. Red Deer Last 5 Years record at Prince Albert	Prince Albert 5-5-0-0	Red Deer 5-4-0-1
Prince Albert vs. Red Deer Last 5 Years record at Red Deer	Prince Albert 4-5-0-0	Red Deer 5-3-1-0

## Match Up

	<u>Red Deer</u>	<u>Prince Albert</u>
Team Record	1-3-0-0 -- 2 points	3-0-1-0 -- 7 points
Division Ranking	4th Central	1st East
Conference Ranking	8th Eastern	2nd Eastern
League Ranking	16th	4th
Past 10 Games	1-3-0-0	3-0-1-0
Streak	0-1-0-0	3-0-1-0
Last Game	4-2 L @ Saskatoon (Oct 3 2025) Final	5-4 W @ Brandon (Sep 27 2025) Final OT
Home Record	1-1-0-0	1-0-0-0
Away Record	0-2-0-0	2-0-1-0
GF	9	17
GA	14	13
PP (Overall)	(2/12) 16.7%	(5/14) 35.7%
PP (Home)	(1/4) 25.0%	(1/2) 50.0%
PP (Away)	(1/8) 12.5%	(4/12) 33.3%
PK (Overall)	(6/14) 57.1%	(4/12) 66.7%
PK (Home)	(2/7) 71.4%	(1/6) 83.3%
PK (Away)	(4/7) 42.9%	(3/6) 50.0%
PP vs. Opp.	(0/0) 0%	(0/0) 0%
PK vs. Opp.	(0/0) 0%	(0/0) 0%
Leading Rookie	Milford (1-1-2)	Harvey (1-1-2)
Most PIM	Fuder - 9	Chenier - 11
Team PIM/GM	14.5/Game	10.8/Game
Leading Scorers		
Hamilton (1-3-4)	Dube (3-2-5)Brigley (1-2-3)	Oiring (3-2-5)McInnis (1-2-3)

## Last 5 Games

Leading After 1st	1-1-0-0	2-0-0-0
Leading After 2nd	0-0-0-0	2-0-0-0
Tied After 1st	0-0-0-0	0-0-0-0
Tied After 2nd	1-0-0-0	0-0-0-0

Trailing After 1st	0-2-0-0	1-0-1-0
Trailing After 2nd	0-3-0-0	1-0-1-0
Out Shooting Opponents	1-0-0-0	2-0-1-0
Out Shot by Opponents	0-3-0-0	1-0-0-0
1 Goal Games	0-0-0-0	1-0-1-0
2 Goal Games	1-2-0-0	2-0-0-0
3 Goal Games	0-1-0-0	0-0-0-0

# Red Deer Rebels vs Prince Albert Raiders Head to Head

## Team Game Highs and Lows

	Red Deer Rebels			Prince Albert Raiders		
Goals	Sep. 27	LET	4	Sep. 26	at REG	6
Assists	Sep. 27	LET	4	Sep. 26	at REG	11
	Oct. 3	at SAS	4			
Points	Sep. 27	LET	8	Sep. 26	at REG	17
Penalty Minutes	Oct. 3	at SAS	24	Sep. 19	SAS	18
Minors	Sep. 19	EDM	7	Sep. 19	SAS	7
	Oct. 3	at SAS	7			
Majors	Sep. 19	EDM	1	Sep. 20	at SAS	1
	Sep. 27	LET	1			
Shots	Sep. 27	LET	31	Sep. 27	at BDN	45
Power Play Goals	Sep. 19	EDM	1	Sep. 26	at REG	2
	Sep. 20	at EDM	1			
Goals By Both Teams	Sep. 19	EDM	6	Sep. 26	at REG	10
	Sep. 27	LET	6			
	Oct. 3	at SAS	6			
Goals in 1st	Sep. 27	LET	2	Sep. 26	at REG	3
Goals in 2nd	Oct. 3	at SAS	0	Sep. 19	SAS	2
Goals in 3rd	Sep. 19	EDM	2	Sep. 19	SAS	2
	Sep. 27	LET	2	Sep. 20	at SAS	2
				Sep. 26	at REG	2
				Sep. 27	at BDN	2
Short Handed Goals	Oct. 3	at SAS	0	Sep. 27	at BDN	0
Winning Margin	Sep. 27	LET	2	Sep. 19	SAS	2
				Sep. 26	at REG	2
Most PIM	Oct. 3	at SAS	24	Sep. 27	at BDN	16
Most Shots	Sep. 27	LET	31	Sep. 27	at BDN	45
Most Shots in 1st	Sep. 27	LET	11	Sep. 27	at BDN	14
Most Shots in 2nd	Sep. 27	LET	12	Sep. 27	at BDN	16
Most Shots in 3rd	Sep. 20	at EDM	13	Sep. 27	at BDN	14
	Oct. 3	at SAS	13			
Fewest Shots	Sep. 19	EDM	18	Sep. 19	SAS	29
Fewest Shots in 1st	Sep. 19	EDM	4	Sep. 19	SAS	9
				Sep. 20	at SAS	9
Fewest Shots in 2nd	Sep. 20	at EDM	2	Sep. 19	SAS	10
				Sep. 20	at SAS	10
Fewest Shots in 3rd	Sep. 27	LET	8	Sep. 26	at REG	7
Most Saves	Sep. 20	at EDM	39	Sep. 19	SAS	29
Most Saves in 1st	Sep. 20	at EDM	9	Sep. 27	at BDN	10
Most Saves in 2nd	Sep. 20	at EDM	20	Sep. 19	SAS	13
Most Saves in 3rd	Oct. 3	at SAS	11	Sep. 26	at REG	10
Most Saves in 4th	Sep. 20	at EDM	39	Sep. 19	SAS	29

## Schedule

Date			
Oct. 4	Red Deer	at Prince Albert	7:00 pm CST
Dec. 6	Prince Albert	at Red Deer	6:00 pm MDT
Mar. 3	Red Deer	at Prince Albert	7:00 pm CST



Mar. 7 Prince Albert at Red Deer 6:00 pm MDT