



## Media Kit



## Red Deer Rebels vs Prince Albert Raiders Game #684: Tuesday, March 3, 2026

Pre-Game



## PRINCE ALBERT RAIDERS 2025-26 ROSTER

No.	FORWARDS (13)	POS	SH	HT	WT	HOMETOWN	D.O.B	2024-25 SEASON	LEAGUE	GP	G	A	PTS	PIM	NHL DRAFT	Pronunciation
14	Heise, Max*	C	R	6'3	172	Calgary, AB	2/26/2006	Penticton Vees	BCHL	50	27	13	40	25	SJS '25	High-zee
15	Dube, Brayden	RW	R	5'10	184	Roblin, MB	9/22/2005	Prince Albert Raiders	WHL	68	31	36	67	28	Free Agent	Do-bee
17	McCagherty, Maddix	LW	L	6'0	184	Kelowna, BC	6/7/2006	Wenatchee Wild	WHL	62	12	17	29	31	Eligible 2026	Mc-CAGG-urt-ee
19	Oiring, Aiden	C	L	5'7	181	Calgary, AB	5/9/2005	Prince Albert Raiders	WHL	68	29	56	85	54	Free Agent	Oy-Ring
20	Harvey, Ben*	RW	R	5'11	184	Edmonton, AB	8/6/2009	Edmonton Jr. Oilers U18AAA	AEHL	30	16	20	36	26	Eligible 2027	
21	Smith, Evan	C	R	6'1	183	Kamloops, BC	4/22/2006	Prince Albert Raiders	WHL	28	1	4	5	18	Eligible 2026	
22	Howe, Connor*	C	L	5'6	155	Prince Albert, SK	6/26/2009	Prince Albert Mintos U18AAA	SMAAAHL	41	20	15	35	18	Eligible 2027	How
23	Boychuk, Riley	C	R	5'10	165	Cochrane, AB	1/31/2008	Prince Albert Raiders	WHL	63	14	15	29	22	Eligible 2026	
24	Sarkenov, Alisher*	RW	L	6'0	172	Astana, KAZ	12/15/2007	Snezhnye Barys Astana	MHL	52	12	13	25	6	Eligible 2026	Al-ish-er Sar-keh-nov
28	Sivertson, Jonah	RW	R	6'3	193	Regina, SK	8/27/2008	Regina Pat Canadians	SMAAAHL	30	32	45	77	44	Eligible 2026	Sivv-ert-sin
29	Gorzynski, Brandon	LW	L	6'2	190	Scottsdale, AZ	3/12/2007	Calgary Hitmen	WHL	68	17	25	42	16	DAL '25	Gore-ZIN-Ski
32	Corkish, Owen*	LW	R	5'9	160	Cottage Grove, MN	6/24/2007	Park High	USHS-MN	26	27	35	62	44	Eligible 2026	
34	Cootes, Braeden	C	R	6'0	183	Sherwood Park, AB	2/9/2007	Seattle Thunderbirds	WHL	60	26	37	63	18	VAN '25	
No.	DEFENCE (7)	POS	SH	HT	WT	HOMETOWN	D.O.B	2024-25 SEASON	LEAGUE	GP	G	A	PTS	PIM	DRAFT	Pronunciation
5	Man, Matyas	D	L	6'5	202	Ostrava, CZE	5/31/2006	HC Vitkovice U20	CZE U20	48	6	17	23	46	Eligible 2026	MATCH=yes Man
6	Kelly, Benett*	D	R	6'1	186	Cochrane, AB	2/4/2008	Calgary IHA U18 Prep	CSSHL	33	8	14	22	35	Eligible 2026	
7	Christensen, Justice	D	R	5'9	191	Red Deer, AB	8/30/2005	Prince Albert Raiders	WHL	68	22	24	46	62	Free Agent	
8	Clarke, Hubert*	D	L	6'1	204	Norway House, MB	12/17/2007	Minot Minotauros	NAHL	44	0	3	3	39	Eligible 2026	
10	Rudolph, Daxon	D	R	6'2	202	Lacombe, AB	3/6/2008	Prince Albert Raiders	WHL	64	7	34	41	30	Eligible 2026	
11	Burrett, Linden	D	R	6'2	184	Surrey, BC	2/6/2006	Prince Albert Raiders	WHL	40	1	5	6	42	Eligible 2026	Brr-ette
12	Cripps, Brock*	D	R	5'10	160	Victoria, BC	7/23/2009	St. George's School U18 Prep	CSSHL	30	7	39	46	18	Eligible 2027	
No.	GOALTENDERS (2)	POS	C	HT	WT	HOMETOWN	D.O.B	2024-25 SEASON	LEAGUE	GP	GAA	SV%	RECORD	DRAFT	Pronunciation	
30	Orsulak, Michal*	G	R	6'4	220	Tremosna, CZE	8/26/2007	HC Energie Karlovy Vary U20	CZE U20	34	3.23	0.902	14-20-0	Eligible 2026	Me-call ORE-shoe-lack	
35	Bass, Steele*	G	L	6'2	166	High River, AB	1/4/2008	Okotoks Oilers U18 AAA	AEHL	24	3.03	0.923	15-7-1	Eligible 2026	Steel Bass (the fish)	

\* denotes rookie

grey box indicates overager

**General Manager:** Curtis Hunt  
**Head Coach:** Ryan McDonald  
**Assistant Coach:** Conor Yawney  
**Assistant Coach:** Cole Bell

**Director of Player Personnel:** Bruno Zarrillo  
**Athletic Therapist:** Duane 'Puff' Bartley  
**Strength and Conditioning Coach:** Terry Lange  
**Goaltending Coach:** Dan Ferguson



**SETTING IT UP:**

The Prince Albert Raiders (45-8-5-1) kick off the final month of the regular season tonight as they host the Red Deer Rebels (22-32-2-2). If the playoffs were to begin today, this would be the first round matchup, with the Raiders in first place in the Eastern Conference and the Rebels in eighth. The Raiders picked up a 4-3 win over the Prince George Cougars on Saturday night, while the Rebels won 4-2 at home over the Swift Current Broncos.

**BC DIVISION DONE:**

With their win over the Cougars on Saturday, Prince Albert's schedule against BC Division opponents is now done. The Raiders went and impressive 5-0-0-1 against the division this season.

**RAIDERS SCORING RACE HEATS UP:**

With nine games left in the season, the race for the Raiders scoring title is coming down to the wire. Three Raiders (Aiden Oiring, Brandon Gorzynski, & Daxon Rudolph) are all tied with 66 points heading into tonight's game.

**SIVERTSON SHINING IN ROOKIE YEAR:**

Jonah Sivertson is enjoying a stellar rookie season, and is on pace for something that hasn't been done in Raiders history in nearly 20 years. He could finish the season with the most goals by a Raider rookie since the 2006-07 campaign. While his 21 goals are still 16 back of tying Matt Robertson's mark in the 2006-07 season, Sivertson could surpass names like Krzysztof Macias and Ilya Usau, and he's currently tied with Leon Draisaitl's 21 tallies from the 2012-13 season. Todd Fiddler, who had 23 goals as a rookie in 2010-11, is next in sight for Sivertson.

**UPCOMING MILESTONES:**

Brandon Gorzynski: 2 goals away from 50

Linden Burrett: 5 games away from 100

Justice Christensen: 9 points away from 150

**UP NEXT:**

A three game Albert road trip is next on the docket for the Raiders. They'll visit the Calgary Hitmen on Friday night, Red Deer on Saturday, and then wrap the trip up on Sunday in Edmonton.



# PRINCE ALBERT RAIDERS

## 2025-26 REGULAR SEASON STATS

#	PLAYER	POS	GP	G	A	PTS	+/-	PIM	SHOTS	PPG	SHG	GWG						
<b>DEFENCEMEN</b>																		
5	Man, Matyas	D	44	2	9	11	24	48	41	0	0	0						
6	Kelly, Benett*	D	58	5	14	19	43	42	53	0	0	1						
7	Christensen, Justice	D	55	14	27	41	26	66	161	6	1	2						
8	Clarke, Hubert*	D	30	1	4	5	8	31	29	0	0	0						
10	Rudolph, Daxon	D	59	25	41	66	23	56	193	12	0	6						
11	Burrett, Linden	D	55	8	23	31	53	66	84	0	0	0						
12	Cripps, Brock*	D	53	5	29	34	28	12	84	1	0	0						
<b>FORWARDS</b>																		
14	Heise, Max	C	55	24	33	57	26	25	154	8	0	4						
15	Dube, Brayden	RW	46	20	23	43	16	26	153	5	0	4						
17	McCagherty, Maddix with PA	LW	57 35	17 11	31 22	48 33	20 25	22 6	104 70	0 0	0 0	1 0						
19	Oiring, Aiden	C	59	27	39	66	26	54	153	9	1	4						
20	Harvey, Ben*	RW	37	8	10	18	12	8	53	0	0	1						
21	Smith, Evan	C	59	11	20	31	27	33	75	0	0	2						
22	Howe, Connor*	C	48	5	10	15	7	9	51	1	0	1						
23	Boychuk, Riley	C	59	13	41	54	21	32	118	4	0	2						
24	Sarkenov, Alisher*	RW	38	17	17	34	27	12	70	3	0	4						
28	Sivertson, Jonah	RW	57	21	27	48	45	32	146	4	0	3						
29	Gorzynski, Brandon with PA	LW	56 29	27 14	39 23	66 37	22 13	30 16	166 76	11 3	0 0	4 1						
32	Corkish, Owen*	LW	59	12	18	30	20	12	110	1	0	3						
34	Cootes, Braeden with PA	C	40 23	21 11	30 17	51 28	19 16	6 4	157 83	6 1	0 0	1 1						
<b>GOALIES</b>																		
#	PLAYER	POS	GP	GAA	SV%	W	L	OTL	SOL	SO	MIN	SVS	GA	SOGP	SOW	SOGA	SOSVS	SO%
30	Orsulak, Michal*	G	30	2.37	0.904	22	4	3	1	2	1775	656	70	3	2	1	11	90.9%
35	Bass, Steele*	G	13	1.92	0.911	10	2	1	0	2	798	267	25	0	0	0	0	0.0%

Grey box indicates 20 YO



# PRINCE ALBERT RAIDERS

## WHL CAREER STATS

PLAYER	GP	G	A	PTS	+/-	PIM	SHOTS	PPG	SHG	GWG	
Aiden Oiring	258	89	143	232	15	196	556	31	2	10	
Justice Christensen	255	51	90	141	12	278	528	13	2	8	
Brayden Dube	237	73	79	152	19	108	576	18	0	10	
Maddix McCagherty	185	39	61	100	-8	99	283	3	0	4	
Evan Smith	182	17	30	47	32	91	180	0	0	2	
Braeden Cootes	171	61	89	150	6	40	488	18	4	4	
Brandon Gorzynski	166	48	69	117	41	52	347	14	1	4	
Daxon Rudolph	123	32	75	107	36	86	316	13	0	8	
Riley Boychuk	122	27	56	83	32	54	172	5	0	3	
Linden Burrett	95	9	28	37	62	108	123	0	0	0	
Jonah Sivertson	71	21	29	50	40	41	157	4	0	4	
Benett Kelly	61	5	14	19	43	48	53	0	0	1	
Owen Corkish	59	12	18	30	20	12	110	1	0	3	
Max Heise	55	24	33	57	26	25	154	8	0	4	
Brock Cripps	53	5	30	35	27	14	85	1	0	0	
Connor Howe	48	5	10	15	7	9	51	1	0	1	
Matyas Man	44	2	9	11	24	48	41	0	0	0	
Ben Harvey	43	8	11	19	14	10	57	0	0	1	
Alisher Sarkenov	38	17	17	34	27	12	70	3	0	4	
Hubert Clarke	30	1	4	5	8	31	29	0	0	0	
GOALIES	GP	GAA	SV%	W	L	OTL	SOL	SO	MIN	SVS	GA
Michal Orsulak	30	2.37	0.904	22	4	3	1	2	1775	656	70
Steele Bass	14	1.96	0.911	10	2	1	0	2	798	267	26

**Game Plan** **Goals** **Save**

Partnering to bring financial literacy to the classroom.

#MONEYTALK



# PRINCE ALBERT RAIDERS



## 2025-26 REGULAR SEASON BREAKDOWN

By Day	
Monday	2-0-0-0
Tuesday	5-0-0-0
Wednesday	4-1-1-0
Thursday	1-0-0-0
Friday	17-2-1-1
Saturday	15-3-3-0
Sunday	3-0-0-0
By Month	
September	3-0-1-0
October	6-0-2-0
November	8-2-1-0
December	8-3-0-0
January	11-2-0-0
February	9-1-1-1
March	0-0-0-0
April	0-0-0-0
Back To Back Games	
First Game	13-2-1-1
Second Game	11-3-3-0
Three Games in Three Nights	
First Game	2-1-0-0
Second Game	3-0-0-0
Third Game	3-0-0-0

Situational Record	
Home	23-3-3-1
Away	22-5-2-0
Overtime	3-5
Shootout	2-1
Leading After 1st	34-2-2-1
Trailing After 1st	6-3-2-0
Tied After 1st	6-2-1-0
Leading After 2nd	36-1-1-0
Trailing After 2nd	3-4-3-0
Tied After 2nd	6-2-1-1
Outshooting Opp.	36-4-5-0
Outshot by Opp.	8-4-0-1
Even Shots	1-0-0-0
1 Goal Game	11-4-5-1
2 Goal Game	6-1-0-0
3+ Goal Game	28-3-0-0
Scoring 3 or Less	5-7-4-1
Scoring 4 or More	38-1-1-0
Allow 3 or Less	36-2-3-1
Allow 4 or More	9-6-2-0
Scoring First	35-3-2-1
Not Scoring First	10-5-3-0



# PRINCE ALBERT RAIDERS

## 2025-26 TEAM STATS

HOME		AWAY		TOTAL	
Record	23 - 3 - 3 - 1	Record	22 - 5 - 2 - 0	Record	45 - 8 - 5 - 1
<b>Goals For</b>		<b>Goals For</b>		<b>Goals For</b>	
1st Period	48	1st Period	41	1st Period	89
2nd Period	46	2nd Period	35	2nd Period	81
3rd Period	51	3rd Period	43	3rd Period	94
Overtime	0	Overtime	3	Overtime	3
Shootout Winner	0	Shootout Winner	1	Shootout Winner	1
<b>TOTAL</b>	<b>145</b>	<b>TOTAL</b>	<b>123</b>	<b>TOTAL</b>	<b>268</b>
<b>PER GAME</b>	<b>4.83</b>	<b>PER GAME</b>	<b>4.24</b>	<b>PER GAME</b>	<b>4.54</b>
<b>Goals Against</b>		<b>Goals Against</b>		<b>Goals Against</b>	
1st Period	14	1st Period	24	1st Period	38
2nd Period	28	2nd Period	36	2nd Period	64
3rd Period	20	3rd Period	21	3rd Period	41
Overtime	3	Overtime	2	Overtime	5
Shootout Winner	1	Shootout Winner	0	Shootout Winner	1
<b>TOTAL</b>	<b>66</b>	<b>TOTAL</b>	<b>83</b>	<b>TOTAL</b>	<b>149</b>
<b>PER GAME</b>	<b>2.20</b>	<b>PER GAME</b>	<b>2.86</b>	<b>PER GAME</b>	<b>2.53</b>
<b>Shots For</b>		<b>Shots For</b>		<b>Shots For</b>	
1st Period	368	1st Period	344	1st Period	712
2nd Period	351	2nd Period	328	2nd Period	679
3rd Period	364	3rd Period	354	3rd Period	718
Overtime	8	Overtime	7	Overtime	15
<b>TOTAL</b>	<b>1091</b>	<b>TOTAL</b>	<b>1033</b>	<b>TOTAL</b>	<b>2124</b>
<b>PER GAME</b>	<b>36.37</b>	<b>PER GAME</b>	<b>35.62</b>	<b>PER GAME</b>	<b>36.00</b>
<b>Shots Against</b>		<b>Shots Against</b>		<b>Shots Against</b>	
1st Period	199	1st Period	345	1st Period	544
2nd Period	228	2nd Period	274	2nd Period	502
3rd Period	227	3rd Period	252	3rd Period	479
Overtime	6	Overtime	8	Overtime	14
<b>TOTAL</b>	<b>660</b>	<b>TOTAL</b>	<b>879</b>	<b>TOTAL</b>	<b>1539</b>
<b>PER GAME</b>	<b>22.00</b>	<b>PER GAME</b>	<b>30.31</b>	<b>PER GAME</b>	<b>26.08</b>
<b>Power Play</b>		<b>Power Play</b>		<b>Power Play</b>	
Goals	37	Goals	23	Goals	60
Opportunity	111	Opportunity	94	Opportunity	205
<b>Percentage</b>	<b>33.3%</b>	<b>Percentage</b>	<b>24.5%</b>	<b>Percentage</b>	<b>29.3%</b>
<b>Penalty Kill</b>		<b>Penalty Kill</b>		<b>Penalty Kill</b>	
Goals Allowed	14	Goals Allowed	29	Goals Allowed	43
Opportunity	96	Opportunity	98	Opportunity	194
<b>Percentage</b>	<b>85.4%</b>	<b>Percentage</b>	<b>70.4%</b>	<b>Percentage</b>	<b>77.8%</b>
<b>Faceoffs</b>		<b>Faceoffs</b>		<b>Faceoffs</b>	
Wins	953	Wins	843	Wins	1796
Losses	688	Losses	784	Losses	1472
<b>Percentage</b>	<b>58.1%</b>	<b>Percentage</b>	<b>51.8%</b>	<b>Percentage</b>	<b>55.0%</b>



# PRINCE ALBERT RAIDERS

## 2025-26 REGULAR SEASON GAME-BY-GAME

DATE	OPP.	RESULT	RAIDERS GOALS	OPPOSITION GOALS	PA PP	OPP. PP	RECORD	PTS
Sep. 19	vs SAS	4-2 W	Oiring, Rudolph (PP), <b>Meunier</b> , Chenier (EN)	Petr (PP), Olsen	1/2	1/7	1-0-0-0	2
Sep. 20	at SAS	3-2 OTL	Dube, Dube (PP)	Calvert, Calvert (PP), <b>Klimpke</b>	1/3	1/3	1-0-1-0	3
Sep. 26	at REG	6-4 W	Dube (PP), Corkish (PP), Harvey, Oiring, <b>Rudolph</b> , Heise (EN)	Maze, Brown, Klassen, Hamilton	2/4	1/2	2-0-1-0	5
Sep. 27	at BDN	5-4 OTW	Smith, Lodewyk, Meunier, Heise (PP), <b>Oiring</b>	Jacobson, Surkan (PP), Johnson, Surkan	1/5	1/1	3-0-1-0	7
Oct. 4	vs RD	4-1 W	Meunier, <b>Sivertson</b> , Harvey, Dube (PP)	Gard	1/5	0/8	4-0-1-0	9
Oct. 8	vs VAN	6-0 W	<b>Sarkenov</b> , Christensen (PP), Christensen (PP), Heise (PP), Harvey, Sivertson		3/6	0/2	5-0-1-0	11
Oct. 10	vs KAM	5-2 W	Smith, Christensen, <b>Heise</b> , Boychuk, Kostiuik (EN)	Behm, Cooper	0/3	0/2	6-0-1-0	13
Oct. 17	vs REG	6-5 W	Oiring, Sivertson (PP), Oiring, Corkish, Smith, <b>Smith</b>	Fawcett (PP), Eglund (SH), McNutt (PP), Paull, Fawcett	1/3	2/5	7-0-1-0	15
Oct. 18	vs EDM	3-2 OTL	Boychuk, Kelly	Jecho, Iginla, <b>MacKenzie</b>	0/3	0/2	7-0-2-0	16
Oct. 24	vs SC	4-0 W	<b>Corkish</b> , Oiring, Heise, Meunier		0/4	0/4	8-0-2-0	18
Oct. 25	at SC	5-0 W	<b>Rudolph (PP)</b> , Sarkenov, Dube, Sarkenov (PP), Sivertson (PP)		3/4	0/2	9-0-2-0	20
Oct. 31	vs CGY	3-2 OTL	Heise, Meunier	Moore, Wilke, <b>Dach</b>	0/2	0/3	9-0-3-0	21
Nov. 1	vs MJ	6-4 W	Heise, Heise, Howe (PP), Rudolph, <b>Sivertson</b> , Heise (EN)	McFadden, McFadden, Lakovic, Degagne	1/2	0/2	10-0-3-0	23
Nov. 5	at LET	2-1 W	Dube, <b>Kostiuk</b>	Smith	0/1	0/1	11-0-3-0	25
Nov. 7	at SPO	5-2 W	Rudolph, Sivertson, <b>Corkish</b> , Burrett, Sarkenov (EN)	Armstrong, Preston	0/3	0/3	12-0-3-0	27
Nov. 8	at TC	6-2 L	Boychuk, Christensen	Mykychuk, Koch, <b>Vanacek (PP)</b> , Virk (PP), Garland (PP), Pavao	0/2	3/5	12-1-3-0	27
Nov. 11	at EVT	4-1 W	Smith, <b>Dube</b> , Smith, Oiring	Gould	0/6	1/5	13-1-3-0	29
Nov. 12	at POR	4-2 W	Smith, Sarkenov (PP), <b>Dube</b> , Sarkenov	Weiermair, Spehar	1/4	0/5	14-1-3-0	31
Nov. 14	at SEA	5-4 OTW	Oiring, Rudolph (PP), Kostiuik, Oiring, <b>Dube</b>	England, Dunn, Martorana, Mayes	1/4	2/4	15-1-3-0	33
Nov. 15	at WEN	4-3 OTL	Cripps, Smith, Burrett	Vanek, Shcherbyna, McCagherty, <b>Joudrey</b>	0/4	1/2	15-1-4-0	34
Nov. 21	vs BDN	4-1 W	Man, <b>Heise (PP)</b> , Cripps, Boychuk	Mistelbacher	1/8	1/5	16-1-4-0	36
Nov. 28	at BDN	2-1 W	Christensen, <b>Sivertson</b>	Johnson	0/2	0/3	17-1-4-0	38
Nov. 29	vs MH	3-2 L	Sivertson, Rudolph (PP)	Steen, Woo, <b>McCann</b>	1/4	1/2	17-2-4-0	38
Dec. 3	at MH	7-1 L	Heise	Volotovskii, <b>Pickford</b> , L. Ruck, Neutens, McCann (PP), Pickford (PP), Woo	0/2	2/5	17-3-4-0	38
Dec. 5	at CGY	3-2 L	McCagherty, Sivertson	Pisarczyk, Dach, <b>Hamilton</b>	1/3	1/2	17-4-4-0	38
Dec. 6	at RD	7-3 W	Sivertson, McCagherty, Bibeau, <b>Rudolph (PP)</b> , Oiring (PP), Heise (PP), Corkish (EN)	MacSwain, Yellowaga, Mikes	3/4	1/2	18-4-4-0	40
Dec. 7	at EDM	4-3 OTW	Heise (PP), McCagherty, Rudolph, <b>Rudolph (PP)</b>	Iginla, MacKenzie, Andersen	2/4	1/4	19-4-4-0	42
Dec. 12	at SC	7-4 W	Corkish, Kelly, Heise, Rudolph, <b>Corkish</b> , Dube, Oiring (EN)	Rondeau, Wilke, Gauchier, Wilke	0/2	2/5	20-4-4-0	44
Dec. 13	vs LET	5-1 W	Oiring, <b>Rudolph (PP)</b> , Meunier, Kelly, Oiring	Berge	1/5	0/4	21-4-4-0	46
Dec. 14	at SAS	5-4 W	Rudolph, Dube (PP), Cripps, Christensen, <b>Smith</b>	Harsanyi, Mathies, Doyle, Sobry	1/2	1/4	22-4-4-0	48
Dec. 17	at REG	5-4 L	Chenier, Rudolph (PP), Howe, Christensen (SH)	Lansard, Lansard (PP), Brown, McNutt, <b>Miette (PP)</b>	1/5	2/4	22-5-4-0	48
Dec. 19	vs KEL	8-3 W	Burrett, Christensen (PP), Gorzynski (PP), Sivertson, Gorzynski, Boychuk (PP), Oiring (PP), Gorzynski (PP)	Wetsch, Kehrig, Gerwing	5/9	0/2	23-5-4-0	50
Dec. 27	at SC	7-1 W	Rudolph, <b>Dube</b> , Boychuk, Sarkenov, Rudolph, McCagherty, Burrett	Wilke	1/2	0/5	24-5-4-0	52
Dec. 29	vs SC	8-0 W	<b>Oiring (PP)</b> , Sarkenov (PP), Rudolph, Christensen, Heise (PP), Sivertson (PP), Chenier, Sivertson (PP)		5/7	0/1	25-5-4-0	54
Jan. 2	vs REG	9-2 W	McCagherty, Corkish, <b>Oiring (PP)</b> , Dube, Dube (PP), Sivertson, Heise, Christensen, Boychuk	Moore (PP), Eglund (SH)	2/4	1/3	26-5-4-0	56
Jan. 3	at REG	5-2 W	Dube, Gorzynski, <b>Heise (PP)</b> , Dube (EN), Dube (EN)	Karimov (PP), Lansard (PP)	1/2	2/4	27-5-4-0	58
Jan. 9	vs SC	6-1 W	Rudolph (PP), <b>Christensen (PP)</b> , Oiring (PP), Heise (PP), Corkish, Dube	Rudolph	4/5	0/3	28-5-4-0	60
Jan. 10	vs EDM	5-3 L	Corkish, Cootes, Heise	Sawchyn, Fiddler, Ta'amu, <b>Holinka</b> , Curran (EN)	0/2	0/2	28-6-4-0	60
Jan. 13	vs BDN	5-2 W	Rudolph (PP), Burrett, <b>Boychuk</b> , Corkish, Dube	Mistelbacher, Burzynski	1/5	0/3	29-6-4-0	62
Jan. 16	at LET	3-1 W	Sivertson, <b>Sarkenov</b> , Gorzynski	Heger	0/0	1/2	30-6-4-0	64
Jan. 17	at MH	8-5 W	Rudolph, Heise, McCagherty, Heise, Sarkenov, Heise, McCagherty (EN), Cootes (EN)	L. Ruck, Woo, Stengrim, M. Ruck, Cozens	0/3	0/3	31-6-4-0	66
Jan. 20	vs VIC	12-2 W	Christensen (PP), Dube, <b>Sarkenov</b> , Oiring, Gorzynski, Smith, Howe, Heise, Boychuk, Oiring, Man, Sivertson	McKamey, Brown	1/3	0/3	32-6-4-0	68
Jan. 22	at MJ	3-2 SOW	Cootes, Gorzynski <b>Oiring SO winner</b>	Semenuik, Carter	1/4	1/3	33-6-4-0	70
Jan. 23	at SC	6-1 W	Sivertson, <b>Sarkenov</b> , Cootes, Corkish, Heise, Rudolph	Wilke (PP)	0/6	1/5	34-6-4-0	72
Jan. 24	vs MH	5-1 W	Gorzynski, <b>Gorzynski (PP)</b> , Oiring, Cripps (PP), Oiring (PP)	L. Ruck	3/5	1/3	35-6-4-0	74
Jan. 27	at MJ	4-3 W	McCagherty, Sarkenov, Gorzynski (PP), <b>Howe</b>	Ziprick (PP), McFadden, McFadden (PP)	1/5	2/2	36-6-4-0	76
Jan. 31	vs SAS	4-0 L		<b>Lewandowski</b> , Williams, Willhoft, Harsanyi	0/3	1/4	36-7-4-0	76
Feb. 1	at SAS	3-1 W	Harvey, <b>Oiring (PP)</b> , Cootes (EN)	Lewandowski	1/4	0/4	37-7-4-0	78
Feb. 4	vs CGY	5-4 OTL	Oiring, Harvey, McCagherty, Cootes	Dach (PP), Maze, Aura, Moore, <b>Maze</b>	0/3	1/3	37-7-5-0	79
Feb. 6	vs LET	6-0 W	<b>Kelly</b> , Rudolph (PP), Cootes, Oiring (SH), Oiring, Sarkenov		1/2	0/3	38-7-5-0	81
Feb. 7	vs BDN	5-2 W	Kelly, Howe, <b>Cootes</b> , Sarkenov, Oiring (PP)	Bhathal, Allard (PP)	1/4	1/2	39-7-5-0	83
Feb. 10	vs REG	5-2 W	Sivertson, Rudolph, <b>Christensen (PP)</b> , Cootes, Gorzynski (EN)	Derkatch, McNutt	1/3	0/1	40-7-5-0	85
Feb. 13	at BDN	4-3 L	Sivertson, Boychuk (PP), Burrett	Mistelbacher, Johnson (PP), Gleasman, <b>Jacobson (PP)</b>	1/2	2/7	40-8-5-0	85
Feb. 14	vs SAS	5-4 SOW	Harvey, Gorzynski, Boychuk, Sivertson <b>Oiring SO winner</b>	Laing, Lewandowski, Bowtell, Parr	0/2	1/3	41-8-5-0	87
Feb. 16	vs MJ	6-1 W	Cripps, <b>Rudolph (PP)</b> , Burrett, Smith, Sarkenov, Harvey (PS)	Thorpe (PP)	1/3	1/3	42-8-5-0	89
Feb. 20	at MJ	6-2 W	McCagherty, Gorzynski, <b>Harvey</b> , Sarkenov, Cootes (EN), Clarke	Thorpe, Semenuik (SH)	0/3	0/1	43-8-5-0	91
Feb. 21	vs SC	4-1 W	McCagherty, <b>Gorzynski</b> , Oiring (PP), Burrett	Moen	1/2	0/2	44-8-5-0	93
Feb. 27	vs PEN	3-2 SOL	Cootes (PP), Sivertson	Danis, Stevenson (PP) <b>Wehmann SO winner</b>	1/1	1/4	44-8-6-0	94
Feb. 28	vs PG	4-3 W	Rudolph, Christensen, Sivertson, <b>Boychuk</b>	Kozicky, Gizowski, Gizowski (PP)	0/4	1/5	45-8-6-0	96
Mar. 3	vs RD							
Mar. 6	at CGY							
Mar. 7	at RD							
Mar. 8	at EDM							
Mar. 13	vs MJ							
Mar. 14	at REG							
Mar. 17	vs REG							
Mar. 20	vs SAS							
Mar. 21	at SAS							

Bolded name denotes scorer of game-winning goal



# PRINCE ALBERT RAIDERS

## MULTI-POINT GAMES (with PA)

No.	Name	MULTIPLE GOALS			MULTIPLE ASSISTS			MULTIPLE POINTS					
		2	3	4	2	3	4	2	3	4	5		
5	Man, Matyas*							1					
6	Kelly, Benett*				2			4					
7	Christensen, Justice	1			4	2		8		2			
8	Clarke, Hubert*												
10	Rudolph, Daxon	2			10			16	3				
11	Burrett, Linden				2	1		3	1				
12	Cripps, Brock*				3		1	3			1		
14	Heise, Max*		2		5			12	2			1	
15	Dube, Brayden	2	1		4			11	2				
17	McCagherty, Maddix	1			6			6			1		
19	Oiring, Aiden	6			8	1		11	5	2			
20	Harvey, Ben*												
21	Smith, Evan	2			1			7					
22	Howe, Connor*							1					
23	Boychuk, Riley				9			12	11				
24	Sarkenov, Alisher*	2			3			12					
28	Sivertson, Jonah	1			3	2		7	1	2			
29	Gorzynski, Brandon	1	1		5			6	2			1	
32	Corkish, Owen*	1			3			5	1				
34	Cootes, Braeden				6			8	2				



# PRINCE ALBERT RAIDERS

## 2025-26 THREE STAR TRACKER

OVERALL WITH PRINCE ALBERT						OVERALL WITH PRINCE ALBERT AT HOME					
NO.	PLAYER	1ST	2ND	3RD	TOTAL	NO.	PLAYER	1ST	2ND	3RD	TOTAL
5	Man, Matyas	1			1	5	Man, Matyas	1			1
6	Kelly, Benett	1	1	1	3	6	Kelly, Benett	1	1		2
7	Christensen, Justice	3	2	2	7	7	Christensen, Justice	3	2	1	6
8	Clarke, Hubert				0	8	Clarke, Hubert				0
10	Rudolph, Daxon	4	3	3	10	10	Rudolph, Daxon	1	1		2
11	Burrett, Linden	1	1	1	3	11	Burrett, Linden	1		1	2
12	Cripps, Brock				0	12	Cripps, Brock				0
14	Heise, Max	4	2	3	9	14	Heise, Max	2	1	2	5
15	Dube, Brayden		4	2	6	15	Dube, Brayden			1	1
17	McCagherty, Maddix		1	1	2	17	McCagherty, Maddix				0
19	Oiring, Aiden	4	4	4	12	19	Oiring, Aiden	4	3	2	9
20	Harvey, Ben				0	20	Harvey, Ben				0
21	Smith, Evan	3	1	1	5	21	Smith, Evan	1	1	1	3
22	Howe, Connor			2	2	22	Howe, Connor			2	2
23	Boychuk, Riley	4	1	1	6	23	Boychuk, Riley	4	1	1	6
24	Sarkenov, Alisher	2	2	1	5	24	Sarkenov, Alisher		2		2
28	Sivertson, Jonah	3	3	3	9	28	Sivertson, Jonah	3	2	2	7
29	Gorzynski, Brandon	4	1	1	6	29	Gorzynski, Brandon	3		1	4
32	Corkish, Owen	2		1	3	32	Corkish, Owen	1		1	2
30	Orsulak, Michal	1	2	4	7	30	Orsulak, Michal	1	2	4	7
34	Cootes, Braeden	2	3	1	6	34	Cootes, Braeden	2	2	1	5
35	Bass, Steele		2	3	5	35	Bass, Steele		1	2	3



# PRINCE ALBERT RAIDERS

## VERSUS OPPONENTS

TEAM	GP	RECORD	GF	GA	PP	PP%	PK	PK%	SHGFSHGA	FO	FO%
Brandon Wheat Kings	6	5 - 1 - 0 - 0	24	14	5 / 26	19.2%	17 / 21	81.0%	0 0	194 - 124	61.0%
Moose Jaw Warriors	5	5 - 0 - 0 - 0	25	12	4 / 17	23.5%	7 / 11	63.6%	0 1	167 - 112	59.9%
Regina Pats	6	5 - 1 - 0 - 0	35	20	8 / 21	38.1%	11 / 19	57.9%	1 2	174 - 165	51.3%
Saskatoon Blades	6	4 - 1 - 1 - 0	19	18	4 / 16	25.0%	19 / 24	79.2%	0 0	169 - 139	54.9%
Swift Current Broncos	8	8 - 0 - 0 - 0	47	8	14 / 30	46.7%	24 / 27	88.9%	0 0	256 - 193	57.0%
<b>EAST DIVISION</b>	<b>31</b>	<b>27 - 3 - 1 - 0</b>	<b>150</b>	<b>72</b>	<b>35 / 110</b>	<b>31.8%</b>	<b>78 / 102</b>	<b>76.5%</b>	<b>1 3</b>	<b>960 - 733</b>	<b>56.7%</b>
Calgary Hitmen	3	0 - 1 - 2 - 0	8	11	1 / 8	12.5%	6 / 8	75.0%	0 0	76 - 81	48.4%
Edmonton Oil Kings	3	1 - 1 - 1 - 0	9	11	2 / 9	22.2%	7 / 8	87.5%	0 0	97 - 71	57.7%
Lethbridge Hurricanes	4	4 - 0 - 0 - 0	16	3	2 / 8	25.0%	9 / 10	90.0%	1 0	117 - 86	57.6%
Medicine Hat Tigers	4	2 - 2 - 0 - 0	16	16	4 / 14	28.6%	9 / 13	69.2%	0 0	121 - 117	50.8%
Red Deer Rebels	2	2 - 0 - 0 - 0	11	4	4 / 9	44.4%	9 / 10	90.0%	0 0	60 - 60	50.0%
<b>CENTRAL DIVISION</b>	<b>16</b>	<b>9 - 4 - 3 - 0</b>	<b>60</b>	<b>45</b>	<b>13 / 48</b>	<b>27.1%</b>	<b>40 / 49</b>	<b>81.6%</b>	<b>1 0</b>	<b>471 - 415</b>	<b>53.2%</b>
<b>OVERALL</b>	<b>47</b>	<b>36 - 7 - 4 - 0</b>	<b>210</b>	<b>117</b>	<b>48 / 158</b>	<b>30.4%</b>	<b>118 / 151</b>	<b>78.1%</b>	<b>2 3</b>	<b>1431 - 1148</b>	<b>55.5%</b>

TEAM	HOME	AWAY
<b>East Division</b>	<b>14-1-0-0</b>	<b>13-2-1-0</b>
Brandon	3-0-0-0	2-1-0-0
Moose Jaw	2-0-0-0	3-0-0-0
Regina	3-0-0-0	2-1-0-0
Saskatoon	2-1-0-0	2-0-1-0
Swift Current	4-0-0-0	4-0-0-0
<b>Central Division</b>	<b>4-2-3-0</b>	<b>5-2-0-0</b>
Calgary	0-0-2-0	0-1-0-0
Edmonton	1-0-1-0	1-0-0-0
Lethbridge	2-0-0-0	2-0-0-0
Medicine Hat	1-1-0-0	1-1-0-0
Red Deer	1-0-0-0	1-0-0-0

TEAM	HOME	AWAY
<b>B.C. Division</b>	<b>5-0-0-1</b>	<b>0-0-0-0</b>
Kamloops	1-0-0-0	0-0-0-0
Kelowna	1-0-0-0	0-0-0-0
Penticton	0-0-0-1	0-0-0-0
Prince George	1-0-0-0	0-0-0-0
Vancouver	1-0-0-0	0-0-0-0
Victoria	1-0-0-0	0-0-0-0
<b>U.S. Division</b>	<b>0-0-0-0</b>	<b>4-1-1-0</b>
Everett	0-0-0-0	1-0-0-0
Portland	0-0-0-0	1-0-0-0
Seattle	0-0-0-0	1-0-0-0
Spokane	0-0-0-0	1-0-0-0
Tri-City	0-0-0-0	0-1-0-0
Wenatchee	0-0-0-0	0-0-1-0

# RED DEER REBELS

# 2025-26 WHL REGULAR SEASON

# TEAM ROSTER

As of FEBRUARY 25, 2026

FORWARDS															
#	Player	Pos	Shoots	Ht	Wt	DOB	Hometown	2024-25 TEAM	GP	G	A	P	PIM	NHL Draft	
8	Temple, Cole	C	L	5'10	168	3/20/07	Brandon, MB	Regina Pats/Everett Silvertips (WHL)	64	17	25	42	34	Eligible 2026	
9	Kuzma, Cameron	C	L	6'2	195	7/17/08	St. Albert, AB	Regina Pats (WHL)	23	4	6	10	37	Eligible 2026	KOOZ-muh
10	* Peterson, Grayden	LW	L	6'0	178	8/27/09	West Fargo, ND, USA	West Fargo High (USHS-ND)	27	9	14	23	22	Eligible 2027	
11	* Andersen, Poul	RW	R	6'1	186	6/1/07	St. Louis Park, MN, USA	Sherwood Park Crusaders (BCHL)	51	29	30	59	23	Eligible 2026	Paul
12	** Yaremko, Tyson	LW	L	6'0	181	8/8/05	Saskatoon, SK	Portland Winterhawks (WHL)	35	14	16	30	30	Free Agent	yuh-REM-ko
14	Varga, Kalder	RW	R	6'0	176	6/24/08	Geneva, IL, USA	Kelowna Rockets (WHL)	34	8	3	11	23	Eligible 2026	VAR-guh
15	* DeWitt, Owen	LW	L	6'3	200	2/21/07	Sicamous, BC	Langley Rivermen (BCHL)/Camrose Kodiaks (AJHL)	40	4	9	13	26	Eligible 2026	
18	Lodge, Kohen	LW	L	5'10	191	10/5/08^^	Red Deer, AB	Saskatoon Blades (WHL)	24	4	2	6	11	Eligible 2027	
20	Sopiarz, Patrick	RW	R	6'0	190	3/5/08	Edmonton, AB	Prince George Cougars	50	2	1	3	40	Eligible 2026	SOAP-ee-arz
21	Hamilton, Beckett	RW	R	5'11	173	3/28/08	Saskatoon, SK	Red Deer Rebels (WHL)	67	14	11	25	24	Eligible 2026	
24	* MacSwain, Landon	LW	L	6'3	197	8/27/07	Anchorage, AK, USA	Chicago Mission 18U AAA	42	10	12	22	45	Eligible 2026	
26	** Brigley, Talon	RW	R	5'11	176	2/16/05	Red Deer, AB	Red Deer Rebels (WHL)	68	9	19	28	16	Free Agent	TAL-un
27	* Mikeš, Matěj	RW	R	6'3	213	2/17/07	Karlovy Vary, Czechia	RoKi U20 (Finland)	28	4	6	10	28	Eligible 2026	muh-TAY MIKES

DEFENCEMEN															
#	Player	Pos	Shoots	Ht	Wt	DOB	Hometown	2024-25 TEAM	GP	G	A	P	PIM	NHL Draft	
2	** Chichkin, Aleksey	D	L	6'5	221	7/21/05	Vancouver, BC	Regina Pats/Prince George Cougars (WHL)	60	4	7	11	74	Free Agent	CHICH-kin
3	Missura, Jake	D	R	5'10.5	178	6/7/08	Saskatoon, SK	Red Deer Rebels (WHL)	63	0	11	11	38	Eligible 2026	mizz-URR-uh
4	* Dillard, Cameron	D	R	6'4	218	5/15/08	Flower Mound, TX, USA	Dallas Stars Elite 16U AAA	57	1	28	29		Eligible 2026	DILL-urd
5	* Kamas, Jiří	D	R	6'1	187	3/4/08	Plzen, Czechia	HC Plzeň U20	30	0	9	9	6	Eligible 2026	YUR-ee KUH-muss
6	* Chadi, Noah	D	L	6'0	167	1/20/08	Edmonton, AB	Grande Prairie Storm (AJHL) *this season	26	5	8	13	47	Eligible 2026	CHAD-ee
7	* Yellowaga, Nate	D	L	5'11	164	3/9/08	Calgary, AB	Brooks Bandits (BCHL)	48	2	10	12	33	Eligible 2026	yellow-AH-guh
17	* Lisy, Matus	D	L	6'1	191	6/15/07	Bratislava, Slovakia	HK Nitra U20 (Slovakia)	19	3	25	28	29	Eligible 2026	muh-TOOSH LEE-see

GOALTENDERS															
#	Player	Pos	Catches	Ht	Wt	DOB	Hometown	2024-25 TEAM	GP	GAA	S%	SO	Record	NHL Draft	
31	Shore, Peyton	G	L	6'2	178	7/21/08	Winnipeg, MB	Red Deer Rebels (WHL)	17	3.62	.869	1	7-7-1-0	Eligible 2026	
35	* Kondro, Matthew	G	L	6'0.5	169	12/06/07^^	St. Albert, AB	Drumheller Dragons (AJHL)	26	2.90	.904	1	14-5-4	Eligible 2026	KAWN-dro

\* Rookie \*\*Overage Player AP-Affiliated Player ^^Late Birthday

## TEAM STAFF

**Owner/President/General Manager:** Brent Sutter  
**Head Coach:** Marc Habscheid  
**Assistant Coach:** Mike Egener  
**Assistant Coach:** Clayton Jardine  
**Assistant/Skills Coach:** Erik Lodge  
**Director of Goaltending/Goalie Coach:** Ian Gordon

**Director of Player Personnel:** Jamie Novakoski  
**Hockey Operations Manager:** Arie Postmus  
**Equipment Manager:** Dave "Radar" Horning  
**Athletic Therapist:** Terence Robertson  
**Director of High Performance and Fitness:** Colleen Manning  
**Dressing Room Attendant:** Mikel McIver



**RED DEER  
 REBELS**





# RED DEER REBELS vs. PRINCE ALBERT RAIDERS

TUESDAY, MARCH 3, 2026 – ART HAUSER CENTRE – PRINCE ALBERT, SK

## HEAD-TO-HEAD

Tonight marks the third of four meetings this season between Red Deer and Prince Albert. The Raiders won the previous two meetings with the teams meeting again this coming Saturday back in Red Deer.

### 2025-26 Season Series

Prince Albert 7 @ Red Deer 3 (Dec 6)

Red Deer 1 @ Prince Albert 4 (Oct 4)

#	Player	GP	G	A	PTS	PIM	+/-			
7	Nate Yellowwaga	2	1	1	2	2	1	Goals For - 11		
24	Landon MacSwain	2	1	0	1	4	0	Goals Against - 4		
27	Matej Mikes	1	1	0	1	0	0	Power Play - (1/10) 10%		
26	Talon Brigley	2	0	1	1	2	-2	Penalty Kill - (4/9) 55.6%		
#	Goalie	GP	W	L	OTL	SL	MIN	GA	GAA	SV%
35	Matthew Kondro	1	0	1	0	0	57:24	6	6.27	0.857

## LAST GAME

March 1 – Owen DeWitt tipped home the game winning goal late in period two as the Rebels downed the visiting Swift Current Broncos 4-2 at the Marchant Crane Centrium. Aleksey Chichkin, Kalder Varga, and Talon Brigley also scored. Matthew Kondro made 19 saves for his 15th win of the season. Red Deer outshot Swift Current 33-21 and were 0-for-4 on power plays while the Broncos were 0-for-5.

## 2025-26 REGULAR SEASON - TEAM STATS

**Record:** 22-32-2-2 -- 48 points      **Home:** 11-17-1-0      **Away:** 11-15-1-2      **Current Streak:** 1-0-0-0  
**Power Play:** (39/212) 18.4%      **Penalty Kill:** (62/225) 72.4%      **Shorthanded Goals For/Against:** 2-8  
**Record by Month:** Sept 1-2-0-0    Oct 3-7-0-2    Nov 5-3-1-0    Dec 1-7-1-0    Jan 6-8-0-0    Feb 6-5-0-0  
**Record by Division:** Central 9-16-1-1    East 9-9-1-1    B.C. 2-4-0-0    U.S. 1-3-0-0

SCORING	1ST	2ND	3RD	OT	SO	TOTAL	SHOTS	1ST	2ND	3RD	OT	TOTAL
Rebels	51	49	57	5	1	163	Rebels	564	605	567	22	1758
Opp.	68	81	65	2	2	218	Opp.	612	603	543	18	1776

SHOTS	WIN	LOSS	FIRST GOAL	WIN	LOSS
Outshooting	14	14	Rebels	13	7
Outshot	7	22	Opp.	9	29
Tied	1	0			

## 2025-26 REGULAR SEASON - TEAM LEADERS (CURRENT PLAYERS)

**Goals:** Hamilton (20)      **Assists:** Hamilton (28)      **Points:** Hamilton (48)  
**Plus/Minus:** Kamas (+6)      **PIM:** Sopiaryz (78)      **Shots on Goal:** Hamilton (209)  
**Power Play Goals:** Andersen, Brigley, Varga (5)      **Power Play Assists:** Hamilton (18)      **Game Winning:** MacSwain (3)  
**Shorthanded Goals:** Brigley, Hamilton (1)      **Shorthanded Assists:**      **Shorthanded Points:** Brigley, Hamilton (1)  
**First Goals:** Andersen, Hamilton (3)      **Insurance Goals:** Brigley, MacSwain (2)      **Shootout Goals:** Hamilton (2)  
**Overtime Goals:** Hamilton, Varga (1)      **Shooting %:** Andersen (20.4%)      **Shootout Winning Goals:**      **Wins:** Kondro (15)      **Shutouts:** Kondro, Shore (1)  
**Goals Against Average:** Kondro (3.33)      **Save Percentage:** Kondro (.893)

## NOTABLES

Aleksey Chichkin has points in two of four (1G, 2A)  
Tyson Yaremko has points in two of three (1G, 1A)  
Kalder Varga has points in seven of 11 (2G, 6A)  
Owen DeWitt has points in two of four (2G)  
Matej Mikes has points in two of three (3A)

## INJURY REPORT

Cole Temple – Lower, day-to-day

## 2025-26 PLAYER MILESTONES
























Sept. 19 vs EDM – 1<sup>st</sup> WHL Game (Nate Yellowwaga, Keith McInnis, Grayden Peterson, Matus Lisy, Owen Shadrick, Landon MacSwain, Zane Torre)  
Sept. 19 vs EDM – 1<sup>st</sup> WHL Goal (Keith McInnis)      Sept. 20 at EDM – 1<sup>st</sup> WHL Game (Nikolas Ferry), 1<sup>st</sup> WHL Start (Matthew Kondro)  
Sept. 27 vs. LET – 1<sup>st</sup> WHL Goal (Owen Shadrick)      Sept. 27 vs. LET – 1<sup>st</sup> WHL Point (Grayden Peterson)  
Oct 3 at SAS – 1<sup>st</sup> WHL Point (Nate Yellowwaga)      Oct. 7 vs. LET – 1<sup>st</sup> WHL Goal (Matus Lisy)

# RED DEER REBELS

Oct 11 at LET – 1<sup>st</sup> WHL Goal (Landon MacSwain)  
 Oct. 22 at SC – 1<sup>st</sup> WHL Point (Zane Torre)  
 Oct. 24 vs. REG – 1<sup>st</sup> WHL Win (Matthew Kondro)  
 Nov 7 at REG – 50<sup>th</sup> career goal (Talon Brigley)  
 Nov. 21 vs. MH – 1<sup>st</sup> Goal (Nate Yellowaga)  
 Nov. 28 vs. EDM - 1<sup>st</sup> Game (Cash Arcand-Vandale, Owen DeWitt)  
 Dec. 3 at LET – 1<sup>st</sup> Point and 1<sup>st</sup> Goal (Matej Mikes)  
 Dec. 16 vs. BDN – 1<sup>st</sup> Game (Chace Turchak)  
 Dec. 30 vs. MH – 150<sup>th</sup> Game (Aleksy Chichkin)  
 Jan 3 vs. SEA – 100<sup>th</sup> Game (Jake Missura)  
 Jan. 17 vs. LET – 1<sup>st</sup> WHL Shutout (Kondro)  
 Jan. 31 at VIC – 100<sup>th</sup> Game (Cameron Kuzma)

Oct. 18 vs. SPO – 100<sup>th</sup> WHL Game (Chase Wutzke)  
 Oct. 22 at SC – 1<sup>st</sup> WHL OT Goal (Matthew Gard)  
 Nov. 5 at EDM – 150<sup>th</sup> WHL Game (Samuel Drancak)  
 Nov. 11 at BDN – 1<sup>st</sup> Game (Matej Mikes)  
 Nov. 21 vs. MH – 150<sup>th</sup> Game (Ty Coupland)  
 Nov. 30 at CGY – 1<sup>st</sup> Point (Owen DeWitt)  
 Dec. 5 at EDM – 100<sup>th</sup> Game (Luke Vlooswyk)  
 Dec. 16 vs. BDN – 100<sup>th</sup> Game (Beckett Hamilton)  
 Jan. 3 vs. SEA – 1<sup>st</sup> Goal (Noah Chadi)  
 Jan 10 at SC – 300<sup>th</sup> Game (Talon Brigley)  
 Jan. 31 at VIC – 1<sup>st</sup> WHL Goal (Jake Missura)  
 Feb. 7 vs. MJ – 100<sup>th</sup> Game (Patrick Sopiartz)

## HOW THE REBELS ARE BUILT (\*CHL Import Draft \*\*U.S. Priority Draft Affiliated Players not listed)

DRAFT (8)				SIGNED/FREE AGENT (5)		
 Brigley	 Hamilton	 Kondro	 Lisy*	 Chadi	 DeWitt	 MacSwain
 Mikes*	 Missura	 Shore	 Yellowaga	 Peterson	 Shadrack	
TRADE (10)					<b>BIRTH YEAR</b> 2005 – 3    2006 – 0    2007 – 7 2008 – 11    2009 – 1  <b>COUNTRY</b> Canada – 14    USA – 5 Czechia – 2    Slovakia – 1  <b>PROVINCE/STATE</b> Alberta – 7    Saskatchewan – 3 BC – 2    Manitoba – 1 Alaska – 1    Illinois – 1 Minnesota – 1    North Dakota – 1 Texas – 1    Europe - 3	
 Andersen	 Chichkin	 Dillard	 Kamas	 Kuzma		
 Lodge	 Sopiartz	 Temple	 Varga	 Yaremko		

## RECENT TRANSACTIONS

Dec 13 – Acquired Patrick Sopiartz (F, '08) from Prince George for a 3<sup>rd</sup> round pick in the 2026 WHL Prospects Draft (via Cgy) and a cond. 4<sup>th</sup> in 2029  
 Dec 27 – Acquired Poul Andersen (F, '07), Brock Stevenson (F, '09), Boris Sigachev (F, '09) and cond. 4<sup>th</sup> round pick in 2027 from Edmonton for Jaxon Fuder (F, '06)  
 Jan 2 – Acquired Kalder Varga (F, '08), Kelowna's 3<sup>rd</sup> round pick in the 2028 WHL Prospects Draft, and a 6<sup>th</sup> in 2026 (via Spokane) from the Rockets for Keith McInnis (D, '06)  
 Jan 2 – Acquired Cameron Kuzma (F, '08), 3<sup>rd</sup> rd pick in the 2028 WHL Prospects Draft, cond. 4<sup>th</sup> in 2028, and a cond. 4<sup>th</sup> in 2029 for Matthew Gard (F, '07)  
 Jan 2 – Acquired Cole Temple (F, '07) and Cameron Dillard (D, '08) for Luke Vlooswyk (D, '07) and a 5<sup>th</sup> rd pick in the 2027 WHL Prospects Draft  
 Jan 5 – Traded Noah Milford (F, '08) to the Penticton Vees for a 5<sup>th</sup> round pick in the 2028 WHL Prospects Draft  
 Jan 6 – Signed Noah Chadi (D, '08) to WHL Scholarship and Development Agreement  
 Jan 8 – Acquired Jiri Kamas (D, '08) from Penticton in exchange for Samuel Drancak (F, '06)  
 Jan 8 – Acquired Tyson Yaremchuk (F, '05) from Portland in exchange for a 2026 3<sup>rd</sup> round pick and 2028 4<sup>th</sup> round pick  
 Jan 8 – Acquired 2026 4<sup>th</sup> round pick and 2028 4<sup>th</sup> round pick from Kamloops in exchange for Ty Coupland (F, '07)  
 Jan 30 – Signed Michael Mikan (F, '07) from the Okotoks Oilers (BCHL)  
 Feb 26 – Released Michael Mikan

## BRIGLEY STANDS ALONE

Talon Brigley has played a team record 319 regular season games with the Rebels. He surpassed the previous club standard of 301 held by Jonathan Zukiwsky (1993-98) on January 16, 2026, when the Rebels played the Tri-City Americans at the Marchant Crane Centrium. Brigley has played his entire career with the Rebels since being drafted by the club in round two, 24<sup>th</sup> overall at the 2020 WHL Prospects Draft.



### ALRIGHT HAMILTON

Centre Beckett Hamilton played for Team East at the 2026 WHL Prospects Game, February 18 at the Langley Events Centre. Hamilton had an assist in the game as Team East defeated Team West 5-4 in overtime. Hamilton is in his second season with the Rebels after the club selected him in round one, 18<sup>th</sup> overall at the 2023 WHL Prospects Draft. He is ranked 75<sup>th</sup> among North American Skaters on the NHL Central Scouting Midterm Rankings for the 2026 NHL Draft.

### OVERTIME DOUBLE DIP

Poul Andersen became the first player in Rebels team history to score in overtime in back-to-back games – regular season or playoffs – when he tallied the game winning goals in extra time February 13 versus Medicine Hat and February 15 against Lethbridge.

### ON THE RADAR

Five Rebels are among the 76 WHL players included on the NHL Central Scouting Midterm Rankings for the 2026 NHL Draft.

Player (Birth Year)	Position	Ranking (North American Skaters)
Beckett Hamilton ('08)	F	75
Jiri Kamas ('08)	D	128
Kalder Varga ('08)	F	164
Cameron Dillard ('08)	D	195
Cameron Kuzma ('08)	F	211

### STAYING IN SCHOOL

All three overage 2005-born Rebels have secured NCAA commitments for 2025-26 – Talon Brigley (Sacred Heart Pioneers), Aleksey Chichkin (Mercyhurst Lakers), Tyson Yaremko (Alaska Fairbanks Nanooks).

### BEST IN THE WEST

Two Rebels graduates were named to the USports Canada West Men's Hockey All-Rookie Team for 2025-26 in defencemen Jace Weir (UBC Thunderbirds) and Keaton Dowhaniuk (Grant MacEwan Griffins). Weir played four seasons for the Rebels from 2021-25 while Dowhaniuk played with Red Deer during 2024-25.

### ALUMNI IN THE SHOW

Nine former Red Deer Rebels were named to opening night NHL rosters to begin the 2025-26 regular season:

Arshdeep Bains – VAN	Jake DeBrusk – VAN	Matt Dumba – PIT
Alexander Petrovic – DAL	Haydn Fleury – WPG	Brandon Hagel – TB
Darcy Kuemper – LAK	Josh Mahura – SEA	Ryan Nugent-Hopkins – EDM

### GOLDEN (K)NIGHT FOR UCHACZ

Former Rebels captain Kai Uchacz made his NHL debut with the Vegas Golden Knights on February 4, 2026, versus the Vancouver Canucks. Uchacz appeared in 188 games with the Rebels from 2021-24. He scored 106 goals with the club, 4<sup>th</sup> most in Rebels history, including 50 during the 2022-23 season. He was a two-time winner of the club's most valuable player, top scorer, and humanitarian of the year awards and was the team's rookie of the year in 2021-22.

### SILVER LINING

Two Rebels alumni were part of Team Canada' silver medal winning team at the 2026 Olympic Winter Games in Italy – goaltender Darcy Kuemper (2008-11) and forward Brandon Hagel (2015-19). They were among nine WHL graduates on Canada's roster.

### MEDALS TO A 'T'

Rebels Athletic Therapist Terence Robertson was part of the staff for Team Canada's gold medal winning squad at the 2025 IIHF World U18 Championship in Texas. He was also on the staff for Canada's gold medal win at the 2024 Hlinka Gretzky Cup in Edmonton and is again for Canada's bronze medal-winning squad at the 2026 World Junior Ice Hockey Championships in Minnesota.

### NEXT GEN WHL

Five Rebels are following in their father's footsteps by playing in the Western Hockey League – Talon Brigley (Travis), Beckett Hamilton (Lee), Cole Temple (Jeff), Kalder Varga (John), and Nate Yellowaga (Kevin). Temple's grandfather Ted played for the Brandon Wheat Kings from 1967-69. Hamilton's great-uncle Bruce is the longtime owner, president and general manager of the Kelowna Rockets.

### HABBY 600

Rebels head coach Marc Habscheid recorded his 600<sup>th</sup> regular season coaching win on February 3, 2026, when the Rebels defeated the Prince George Cougars 3-2. He's just the sixth head coach in WHL history to reach the milestone. The Swift Current, SK native is in his first season with the Rebels and 19<sup>th</sup> as a WHL head coach. Habscheid has won two WHL championships as a head coach – 2003 with the Kelowna Rockets and 2019 with the Prince Albert Raiders – and guided the host Rockets to a Memorial Cup championship win in 2004. Habscheid won the Dunc McCallum Memorial Trophy as WHL Coach of the Year in 2002-03 and 2018-19 and was CHL Coach of the Year in 2003. Habscheid served one season as an Assistant Coach with the Boston Bruins in 2006-07 and recently coached two seasons of pro hockey in Austria. As a player, Habscheid suited up for 148 WHL games for Saskatoon and Kamloops between 1979-83, compiling 276 points. He went on to play 345 NHL games with Edmonton, Minnesota, Detroit, and Calgary. Habscheid has the rare distinction of having both played and coached for Canada at the World Junior Championship, World Men's Championship, and Olympic Winter Games.



## JARDINE JOINS STAFF

On July 24, 2025, the Rebels announced the hiring of Clayton Jardine as Assistant Coach. Jardine, who is 34, brings extensive coaching experience to the Rebels that began with the Kindersley Klippers (SJHL) in 2015-16. After one year as an Assistant Coach, he moved on to New England College (NCAA) before returning to the Klippers as Head Coach in 2018-19 and was named SJHL Coach of the Year. Jardine then served four seasons as Head Coach of the Camrose Kodiaks (AJHL) before two more seasons with the Klippers as General Manager and Head Coach (2023-25). Jardine was also a two-time Assistant Coach for Canada West at the World Junior A Hockey Challenge in 2019 and 2022. The Lacombe, Alberta native played for the Red Deer U15 AAA Chiefs in 2005-06 before four seasons each with the Camrose Kodiaks (2007-11) and Merrimack College (NCAA, 2011-15).

## CALLED TO THE HALL

The Alberta Hockey Hall of Fame recently announced its class of inductees for 2026. The group includes former Red Deer Rebels assistant coach and colour commentator Mike Moller. Also included are the 2011-12 and 2012-13 Red Deer Optimist Chiefs teams who won back-to-back U18 AAA national championships. Former Red Deer Rebels Colton Bobyk was part of both teams while former Rebels forward Scott Feser was on the 2011-12 squad.

## 2025 WHL CUP

Six Rebels prospects competed at the 2025 WHL Cup at the Marchant Crane Centrium – tied for most amongst all WHL clubs. Each player was selected by the club at the 2025 WHL Prospects Draft. Four have been named to Team Alberta (D – Nolan Wolitski, F – Chace Turchak, D – Owen Archer, G – Chase Nielsen), and one each to Team Saskatchewan (F – Bronx Becker) and Team Manitoba (F – Dylan Russell).

## CIRCLE K CLASSIC

Several Rebels prospects competed at the 2025 Circle K Classic in Calgary. The annual tournament features the top U18 teams from across Canada, United States, and the world. Chace Turchak – Calgary Buffaloes (AEHL), Luke Jamieson – Edge School (CSSHL), Sawyer Holmes – Edmonton Oilers Blue (AEHL), Nolan Wolitski – Northern Alberta Xtreme (CSSHL), Owen Archer (injured) – St. Albert Raider (AEHL), Cash Arcand-Vandale – Warman Wildcats (SMAAAHL), Seth Gutenberg – Warman Wildcats (SMAAAHL), Boris Sigachev – Calgary Flames (AEHL).

## WHL DRAFT RECAP

The Rebels made 11 selections at 2025 WHL Prospects Draft. The group of 2010-born players include six forwards, four defencemen, and one goaltender. (\*Signed a WHL Scholarship and Development Agreement with Rebels)

Rd	Pick	Player	Pos	Ht	Wt	Hometown	Last Club
1	7	*Nolan Wolitski	D	6'3	179	St. Albert, AB	Northern Alberta Xtreme U15 Prep
2	30	*Chace Turchak	F	5'10	147	Calgary, AB	Calgary CBHA U15 AAA Bisons
2	32	*Owen Archer	D	6'2	189	St. Albert, AB	St. Albert U15 AAA Sabres
3	56	Chase Nielson	G	5'11	157	Fort MacLeod, AB	Lethbridge Golden Hawks U15 AAA
4	76	Dylan Russell	F	5'8	136	Winnipeg, MB	Winnipeg Wild U15 AAA Red
5	99	Denys Lupandin	D	5'11	170	Saskatoon, SK	Saskatoon Outlaws U15 AA
5	106	Sawyer Holmes	F	5'8	135	Edmonton, AB	Edmonton SSAC U15 AAA
6	122	Soren Saumweber	F	5'10	140	Roseville, MN, USA	Shattuck-St. Mary's Sabres 14U
8	168	Bronx Becker	F	6'0	165	Saskatoon, SK	Saskatoon Outlaws U15 AA
9	191	Ryan Overskei	D	6'6	187	Maple Grove, MN, USA	Minnesota Walleye 14U
10	214	Andrew Nordstrom	F	5'11	168	Beaumont, AB	Leduc Oil Kings U15 AAA

## CHL IMPORT DRAFT

The Red Deer Rebels selected two players at the 2025 CHL Import Draft on July 2. With the 19<sup>th</sup> overall pick in round one, the Rebels selected Czech forward Matej Mikes. The 18-year-old from Karlovy, Czechia played for Roki (Finland U20) and had 10 points in 28 games. He also played for Czechia at the 2025 IIUF U18 World Championship. With the 80<sup>th</sup> overall pick in round two, the Rebels selected Slovak defenceman Matus Lisy. The 18-year-old from Bratislava, Slovakia played 2024-25 with Nitra (Slovakia U20) and had 28 points in 19 games. Lisy played for Slovakia at the 2024 Hlinka Gretzky Cup and 2025 IIUF U18 World Championship.

## U.S. PRIORITY DRAFT

The Rebels made two selections at the 2025 WHL U.S. Priority Draft. With the sixth overall pick in round one, the Rebels selected forward Eli Bimmerle from Bartonville, Texas. Bimmerle played 2024-25 with Dallas Stars Elite 14U AAA and collected 94 points (50 goals, 44 assists) in 59 games. In four games at the U.S. 14U Nationals he had three goals and three assists. At the 15U World Selects Invitational he led Blue Army with eight points (five goals, three assists) in six games. With the 42<sup>nd</sup> overall pick in round two, the Rebels selected forward Paxson Madill from Hermantown, Minnesota. Madill played 2024-25 with the MN Voyageurs 14U AAA squad and had 26 points (12 goals, 14 assists) in 17 games. He added 11 points in five playoff games.

## RED DEER REBELS 2025-26 REGULAR SEASON STATS

#	Player	Pos	GP	G	A	PTS	+/-	PIM	PP	PPA	SH	SHA	GW	FG	IG	OT	UA	EN	SOG	SOA	SOGW	SO%	Pt/G	PIM/G	Shots	Sh%	WFO	FO	FO%
21	Beckett Hamilton	RW	57	20	28	48	-12	8	2	18	1	0	2	3	1	1	6	2	2	2	0	100.0	0.00	0.14	218	9.2	268	563	47.60%
26	Talon Brigley	RW	57	19	15	34	-16	37	5	5	1	0	1	2	3	0	2	3	0	1	0	0.0	0.00	0.65	153	12.4	175	402	43.53%
* 11	Poul Andersen (total)	RW	54	18	14	32	-13	6	5	4	0	0	2	3	0	2	0	0	1	1	1	100.0	0.00	0.11	109	16.5	0	1	
	EDM	RW	28	11	5	16	-1	4	1	1	0	0	0	3	0	0	0	0	1	1	1	1.000	0.00	0.00	54	20.4	0	0	
14	Kalder Varga (total)	RW	58	15	15	30	-15	43	5	5	0	0	2	0	0	1	0	0	1	2	0	50.0	0.00	0.74	148	10.1	19	39	
	KEL	RW	34	8	3	11	-11	23	3	1	0	0	1	0	0	0	0	0	1	2	0	0.500	0.00	0.00	72	11.1	12	21	
* 24	Landon MacSwain	LW	57	11	13	24	5	29	1	3	0	0	3	0	2	0	1	2	0	0	0	0.0	0.00	0.51	60	18.3	1	8	
X 11	Jaxon Fuder	LW	27	7	17	24	-5	43	4	4	0	0	0	0	0	0	0	0	1	1	0	100.0	0.00	1.59	74	9.5	22	44	
* 7	Nate Yellowaga	D	57	7	17	24	-15	32	4	6	0	0	1	0	0	0	0	0	0	0	0	0.0	0.00	0.56	81	8.6	1	2	
X 14	Samuel Drancak	C	27	11	10	21	1	24	4	3	0	0	1	2	1	0	0	0	1	1	1	100.0	0.00	0.89	60	18.3	245	503	
X 8	Keith McInnis	D	34	6	15	21	-11	42	2	4	0	1	1	0	0	0	0	0	0	0	0	0.0	0.00	1.24	52	11.5	0	0	
X 22	Ty Coupland	RW	33	9	11	20	2	22	3	5	0	0	1	3	1	0	1	0	1	2	0	50.0	0.00	0.67	86	10.5	8	11	
* 17	Matus Lisy	D	52	5	14	19	4	10	0	4	0	0	1	1	0	0	0	0	0	0	0	0.0	0.00	0.19	51	9.8	1	1	
* 27	Matej Mikes	RW	37	7	10	17	-11	18	2	2	0	0	1	1	0	0	0	0	0	0	0	0.0	0.00	0.49	48	14.6	277	523	
20	Patrick Sopiarz (total)	RW	58	7	10	17	-13	78	1	4	0	0	1	0	0	0	1	0	0	0	0	0.0	0.00	1.34	83	8.4	75	136	
	PG	RW	29	2	1	3	-3	40	0	0	0	0	0	0	0	0	0	0	0	0	0	0.000	0.00	1.00	26	7.7	53	97	54.64%
12	Tyson Yaremko (total)	LW	32	9	6	15	-15	32	4	3	0	0	2	2	1	0	0	0	0	0	0	0.0	0.00	1.00	94	9.6	64	165	38.79%
	POR	LW	12	2	1	3	-5	15	1	1	0	0	1	0	0	0	0	0	0	0	0	0.000	0.00	1.00	34	5.9	9	22	40.91%
2	Aleksey Chichkin (total)	LD	53	3	11	14	1	55	0	0	0	0	0	1	0	0	1	0	0	0	0	0.0	0.00	1.04	90	3.3	0	1	
	PG	LD	9	0	1	1	6	0	0	0	0	0	0	0	0	0	0	0	0	0	0	0.000	0.00	0.00	7	0.0	0	0	
9	Cameron Kuzma (total)	C	24	4	9	13	-7	37	0	3	0	0	1	1	0	0	1	0	0	0	0	0.0	0.00	1.54	60	6.7	70	147	47.62%
	SEA	C	32	4	6	10	-8	37	0	1	0	0	1	1	1	0	1	0	0	1	0	0.000	0.00	1.00	76	5.3	92	196	
* 5	Jiri Kamas (total)	D	44	2	10	12	6	20	0	2	0	0	0	1	0	0	0	0	0	0	0	0.0	0.00	0.45	61	3.3	0	0	#DIV/0!
	PEN	D	22	2	7	9	3	10	0	2	0	0	0	1	0	0	0	0	0	0	0	0.000	0.00	0.00	26	7.7	0	0	#DIV/0!
8	Cole Temple (total)	C	40	1	10	11	-4	27	1	2	0	0	0	0	0	0	0	0	0	1	0	0.0	0.00	0.68	71	1.4	14	30	
	RD	C	6	0	2	2	-2	4	0	0	0	0	0	0	0	0	0	0	0	0	0	0.000	0.00	0.00	16	0.0	1	2	
X 9	Matthew Gard	C	23	6	4	10	-2	44	1	1	0	0	1	1	1	1	0	1	0	1	0	0.0	0.00	1.91	43	14.0	233	425	
*X 16	Noah Milford	C	28	4	6	10	-2	12	1	1	0	0	0	0	0	0	1	0	0	0	0	0.0	0.00	0.43	36	11.1	68	184	
* 15	Owen DeWitt	LW	36	4	4	8	-4	37	0	0	0	0	1	1	0	0	0	0	0	0	0	0.0	0.00	1.03	25	16.0	80	132	60.61%
18	Kohen Lodge (total)	LW	44	1	7	8	1	30	0	0	0	0	0	0	0	0	0	0	0	0	0	0.0	0.00	0.68	60	1.7	29	63	46.03%
	RD	LW	36	1	6	7	-2	28	0	0	0	0	0	0	0	0	0	0	0	0	0	0.000	0.00	0.00	55	1.8	29	62	46.77%
*X 23	Owen Shadrick	LW	28	5	1	6	-1	23	0	0	0	0	0	0	1	0	1	0	0	0	0	0.0	0.00	0.82	33	15.2	0	3	0.00%
X 20	Arjun Bawa	LW	22	3	3	6	-2	14	0	0	0	0	0	1	0	0	0	0	0	0	0	0.0	0.00	0.64	31	9.7	16	32	50.00%
X 4	Luke Vlooswyk	D	32	0	6	6	7	26	0	0	0	0	0	0	0	0	0	0	0	0	0	0.0	0.00	0.81	54	0.0	0	0	
3	Jake Missura	D	58	1	4	5	-17	49	0	0	0	0	0	0	0	0	0	0	0	0	0	0.0	0.00	0.84	45	2.2	0	0	
* 10	Grayden Peterson	LW	36	0	5	5	-5	12	0	0	0	0	0	0	0	0	0	0	0	0	0	0.0	0.00	0.33	18	0.0	25	51	
4	Cameron Dillard (total)	D	27	2	1	3	-3	8	0	0	0	0	0	0	1	1	0	0	0	0	0	0.0	0.00	0.30	23	8.7	0	0	
	RD	D	10	0	0	0	-1	4	0	0	0	0	0	0	0	0	0	0	0	0	0	0.000	0.00	0.00	4	0.0	0	0	
X 19	Nolan Schmidt	RW	30	1	2	3	-1	21	0	0	0	0	0	0	0	0	0	0	0	0	0	0.0	0.00	0.70	21	4.8	80	155	51.61%
* 6	Noah Chadi	D	23	2	0	2	-3	10	0	0	0	0	1	1	0	0	1	0	0	0	0	0.0	0.00	0.43	25	8.0	0	0	
*X 25	Zane Torre	RW	10	0	1	1	-4	2	0	0	0	0	0	0	0	0	0	0	0	0	0	0.0	0.00	0.20	13	0.0	0	3	
X 2	Derek Thurston	D	11	0	1	1	-3	23	0	1	0	0	0	0	0	0	0	0	0	0	0	0.0	0.00	2.09	15	0.0	0	0	
* 35	Matthew Kondro	G	34	0	1	1	0	4	0	1	0	0	0	0	0	0	0	0	0	0	0	0.0	0.00	0.12	0	0.0	0	0	
*X 12	Cash Arcand-Vandale	LW	1	0	0	0	0	0	0	0	0	0	0	0	0	0	0	0	0	0	0	0.0	0.00	0.00	0	0.0	0	0	
X 12	Rhett Ewen	LW	1	0	0	0	-1	0	0	0	0	0	0	0	0	0	0	0	0	0	0	0.0	0.00	0.00	0	0.0	0	0	
*X 28	Graeme Pickering	D	1	0	0	0	0	0	0	0	0	0	0	0	0	0	0	0	0	0	0	0.0	0.00	0.00	0	0.0	0	0	
X 12	Brett Calhoon	LW	2	0	0	0	-3	4	0	0	0	0	0	0	0	0	0	0	0	0	0	0.0	0.00	2.00	3	0.0	3	4	
X 12	Chace Turchak	C	2	0	0	0	-1	0	0	0	0	0	0	0	0	0	0	0	0	0	0	0.0	0.00	0.00	0	0.0	0	0	
*X 16	Michael Mikan	LW	7	0	0	0	1	0	0	0	0	0	0	0	0	0	0	0	0	0	0	0.0	0.00	0.00	5	0.0	9	18	
X 33	Chase Wutzke	G	9	0	0	0	0	0	0	0	0	0	0	0	0	0	0	0	0	0	0	0.0	0.00	0.00	0	0.0	0	0	
*X 5	Nikolas Ferry	D	14	0	0	0	-4	0	0	0	0	0	0	0	0	0	0	0	0	0	0	0.0	0.00	0.00	8	0.0	0	0	
31	Peyton Shore	G	18	0	0	0	0	0	0	0	0	0	0	0	0	0	0	0	0	0	0	0.0	0.00	0.00	0	0.0	0	0	
	BENCH		58	1				10																	1				
	TOTALS		58	163	253	416	-153	771	39	74	2	1	21	20	11	5	16	8	5	8	1	62.5	0.38	0.69	1760	9.2	1696	3477	

#	Goalie	GP	MINS	W	L	OTL	SL	SO	EN	GA	GAA	SOGP	SOW	SL	SOGA	SOA	SO%	SA	SVS	SV%
X 33	Chase Wutzke	9	505	3	5	0	0	1	2	23	2.73	0	0	0	0	0	0.000	208	185	0.889
* 35	Matthew Kondro	34	1998	15	16	2	1	1	5	111	3.33	2	1	1	3	4	0.250	1038	927	0.893
31	Peyton Shore	18	974	4	11	0	1	1	4	71	4.37	1	0	1	3	3	0.000	519	448	0.863
	Empty Net		39							11								11		
	TOTALS	58	3477	22	32	2	2	3	11	216	3.69	3	1	2	6	7	0.143	1776	1560	0.878



**RED DEER  
REBELS**



# RED DEER REBELS - CAREER STATS

## REGULAR SEASON

#	PLAYER	GP	G	A	PTS	+/-	PIM	PPG	SHG	SOG	GWG	FOW	PTS/G
2	Aleksey Chichkin	174	9	26	35	-23	226	0	0	246	0	0	0.20
3	Jake Missura	123	1	15	16	-28	87	0	0	98	0	0	0.13
4	Cameron Dillard	27	2	1	3	-3	8	0	0	23	0	0	0.11
5	Jiří Kamas	44	2	10	12	6	20	0	0	61	0	0	0.27
6	Noah Chadi	23	2	0	2	-3	10	0	0	25	1	0	0.09
7	Nate Yellowaga	57	7	17	24	-15	32	4	0	81	1	1	0.42
8	Cole Temple	169	24	48	72	-19	85	3	0	277	2	293	0.43
9	Cameron Kuzma	111	12	30	42	-25	105	0	0	189	2	194	0.38
10	Grayden Peterson	36	0	5	5	-5	12	0	0	18	0	25	0.14
11	Poul Andersen	54	18	14	32	-13	6	5	0	109	2	0	0.59
12	Tyson Yaremko	126	27	32	59	-5	134	12	1	220	4	83	0.47
14	Kalder Varga	116	25	29	54	-32	63	5	0	254	2	27	0.47
15	Owen DeWitt	36	4	4	8	-4	37	0	0	25	1	80	0.22
17	Matus Lisy	52	5	14	19	4	10	0	0	51	1	1	0.37
18	Kohen Lodge	72	5	9	14	-3	41	0	0	88	0	32	0.19
20	Patrick Sopiartz	127	34	39	73	-20	32	3	1	338	2	275	0.57
21	Beckett Hamilton	126	34	39	73	-19	32	3	1	331	2	267	0.58
24	Landon MacSwain	57	11	13	24	5	29	1	0	60	3	1	0.42
26	Talon Brigley	319	61	64	125	-32	95	10	4	628	10	302	0.39
27	Matej Mikes	37	7	10	17	-11	18	2	0	48	1	277	0.46
		1712	281	393	674	-222	856	48	7	2924	34	1858	

#	GOALIE	GP	GAA	SAV%	W	L	OTL	SOL	MIN	SH	SAV	GA	SO
31	Peyton Shore	35	4.01	0.866	11	18	1	1	1868	930	805	125	2
35	Matthew Kondro	35	3.39	0.892	15	16	2	1	2018	1056	942	114	1
		70	3.70	0.879	26	34	3	2	3886	1986	1747	239	3



RED DEER  
**REBELS**





GAME	1ST STAR	2ND STAR	3RD STAR	GAME RESULT
Sept. 19 vs. EDM		Keith McInnis		Edmonton Wins 4-2
Sept. 20 at EDM				Edmonton Wins 4-1
Sept. 27 vs. LET	Ty Coupland	Jaxon Fuder		<b>Red Deer Wins 4-2</b>
Oct. 3 at SAS			Beckett Hamilton	Saskatoon Wins 4-2
Oct. 4 at PA				Prince Albert Wins 4-1
Oct. 7 vs. LET		Matus Lisy		Lethbridge Wins 3-2
Oct. 10 vs. MJ		Talon Brigley		Moose Jaw Wins 6-4
Oct. 11 at LET	Talon Brigley	Landon MacSwain	Chase Wutzke	<b>Red Deer Wins 5-0</b>
Oct. 17 vs. POR			Chase Wutzke	Portland Wins 3-1
Oct. 18 vs. SPO		Landon MacSwain		Spokane Wins 3-2
Oct. 21 at MJ			Ty Coupland	Moose Jaw Wins 5-4 SO
Oct. 22 at SC			Owen Shadrick	<b>Red Deer Wins 4-3 OT</b>
Oct. 24 vs. REG	Talon Brigley		Matthew Gard	<b>Red Deer Wins 5-2</b>
Oct. 25 vs. CGY		Nolan Schmidt		Calgary Wins 2-1
Oct. 29 at CGY		Matthew Kondro		Calgary Wins 4-3 SO
Nov. 1 vs SC	Beckett Hamilton		Aleksey Chichkin	<b>Red Deer Wins 3-1</b>
Nov. 5 at EDM				Edmonton Wins 7-3
Nov. 7 at REG	Talon Brigley		Peyton Shore	<b>Red Deer Wins 4-3</b>
Nov. 9 at MJ			Samuel Drancak	Moose Jaw Wins 3-2 OT
Nov. 11 at BDN	Landon MacSwain		Peyton Shore	<b>Red Deer Wins 7-4</b>
Nov. 15 vs. SAS		Jaxon Fuder		Saskatoon Wins 6-5
Nov. 21 vs. MH	Beckett Hamilton	Samuel Drancak		<b>Red Deer Wins 4-3 SO</b>
Nov. 28 vs. EDM			Beckett Hamilton	Edmonton Wins 5-2
Nov. 30 at CGY	Beckett Hamilton		Aleksey Chichkin	<b>Red Deer Wins 4-3</b>
Dec. 3 at Let	Owen Shadrick	Matej Mikes		<b>Red Deer Wins 5-1</b>
Dec. 5 at EDM				Edmonton Wins 4-1
Dec. 6 vs. PA			Nate Yellowaga	Prince Albert Wins 7-3
Dec. 12 at CGY				Calgary Wins 4-1
Dec. 13 vs. CGY				Calgary Wins 9-0
Dec. 16 vs. BDN		Matthew Kondro		Brandon Wins 2-1
Dec. 27 vs. EDM	Matthew Kondro			Edmonton Wins 3-2 OT
Dec. 28 at MH				Medicine Hat Wins 7-4
Dec. 30 vs. MH				Medicine Hat Wins 8-0
Jan. 1 at EDM				Edmonton Wins 5-1
Jan. 3 vs. SEA	Matej Mikes		Kalder Varga	<b>Red Deer Wins 5-3</b>
Jan. 7 at BDN	Peyton Shore	Matus Lisy		<b>Red Deer Wins 4-0</b>
Jan. 9 at REG		Beckett Hamilton		Regina Wins 5-2
Jan. 10 at SC			Matthew Kondro	<b>Red Deer Wins 3-2 OT</b>
Jan. 14 at LET	Poul Andersen	Matus Lisy		<b>Red Deer Wins 4-3</b>
Jan. 16 vs. TRI		Matej Mikes		Tri-City Wins 5-3
Jan. 17 vs. LET	Tyson Yaremko	Cameron Kuzma	Beckett Hamilton	<b>Red Deer Wins 5-0</b>
Jan. 20 vs. REG	Kalder Varga		Matthew Kondro	<b>Red Deer Wins 2-1 OT</b>
Jan. 23 vs. CGY		Matthew Kondro		Calgary Wins 5-1
Jan. 25 at PEN			Nate Yellowaga	Penticton Wins 5-3
Jan. 27 at KEL				Kelowna Wins 5-3
Jan. 28 at KAM				Kamloops Wins 5-2
Jan. 31 at VIC				Victoria Wins 6-3
Feb. 1 at VAN	Nate Yellowaga		Kalder Varga	<b>Red Deer Wins 2-1</b>
Feb. 3 at PG	Matthew Kondro		Tyson Yaremko	<b>Red Deer Wins 3-2</b>
Feb. 7 vs. MJ	Beckett Hamilton		Landon MacSwain	<b>Red Deer Wins 5-2</b>
Feb. 10 vs. EVT		Kalder Varga		Everett Wins 6-3
Feb. 13 vs. MH	Matthew Kondro		Beckett Hamilton	<b>Red Deer Wins 5-4 OT</b>
Feb. 15 vs. LET	Poul Andersen		Matus Lisy	<b>Red Deer Wins 4-3 OT</b>
Feb. 16 at MH				Medicine Hat Wins 10-1
Feb. 20 vs. SAS		Owen DeWitt		Saskatoon Wins 5-2
Feb. 22 at CGY			Matthew Kondro	Calgary Wins 2-1
Feb. 27 vs. EDM		Kalder Varga		Edmonton Wins 2-0
Feb. 28 vs. SC	Kalder Varga	Matej Mikes		<b>Red Deer Wins 4-2</b>

# RED DEER REBELS - CAREER STATS vs. PRINCE ALBERT

<b>2 Aleksey Chichkin</b>	<b>GP</b>	<b>G</b>	<b>A</b>	<b>P</b>	<b>PIM</b>	<b>+/-</b>
2025-26	1	0	0	0	2	-2
2024-25	3	0	0	0	4	0
2023-24	3	0	0	0	6	-1
	<b>7</b>	<b>0</b>	<b>0</b>	<b>0</b>	<b>12</b>	<b>-3</b>
<b>3 Jake Missura</b>						
2025-26	2	0	0	0	0	-3
2024-25	4	0	0	0	2	1
2023-24	1	0	0	0	0	0
	<b>7</b>	<b>0</b>	<b>0</b>	<b>0</b>	<b>2</b>	<b>-2</b>
<b>4 Cameron Dillard</b>						
2025-26	0	0	0	0	0	0
<b>5 Jiri Kamas</b>						
2025-26	0	0	0	0	0	0
<b>6 Noah Chadi</b>						
2025-26	0	0	0	0	0	0
<b>7 Nate Yellowaga</b>						
2025-26	2	1	1	2	2	1
<b>8 Cole Temple</b>						
2025-26	1	0	0	0	0	-2
2024-25	4	1	1	2	2	0
2023-24	5	2	1	3	2	4
	<b>10</b>	<b>3</b>	<b>2</b>	<b>5</b>	<b>4</b>	<b>2</b>
<b>9 Cameron Kuzma</b>						
2025-26	1	0	0	0	2	-1
2024-25	5	1	1	2	0	-1
2023-24	1	0	0	0	2	0
	<b>7</b>	<b>1</b>	<b>1</b>	<b>2</b>	<b>4</b>	<b>-2</b>
<b>10 Grayden Peterson</b>						
2025-26	1	0	0	0	2	-1
<b>11 Poul Andersen</b>						
2025-26	2	1	0	1	0	-1
<b>12 Tyson Yaremko</b>						
2025-26	1	0	0	0	0	0
2024-25	0	0	0	0	0	0
2023-24	1	0	0	0	0	0
	<b>2</b>	<b>0</b>	<b>0</b>	<b>0</b>	<b>0</b>	<b>0</b>
<b>14 Kalder Varga</b>						
2025-26	1	0	0	0	0	1
2024-25	1	0	0	0	0	-2
	<b>2</b>	<b>0</b>	<b>0</b>	<b>0</b>	<b>0</b>	<b>-1</b>

<b>15 Owen DeWitt</b>	<b>GP</b>	<b>G</b>	<b>A</b>	<b>P</b>	<b>PIM</b>	<b>+/-</b>
2025-26	1	0	0	0	0	0
<b>17 Matus Lisy</b>						
2025-26	2	0	0	0	0	-1
<b>18 Kohen Lodge</b>						
2025-26	3	0	0	0	0	0
2024-25	4	0	0	0	5	-1
	<b>7</b>	<b>0</b>	<b>0</b>	<b>0</b>	<b>5</b>	<b>-1</b>
<b>20 Patrick Sopiartz</b>						
2025-26	1	0	0	0	2	0
2024-25	0	0	0	0	0	0
	<b>1</b>	<b>0</b>	<b>0</b>	<b>0</b>	<b>2</b>	<b>0</b>
<b>21 Beckett Hamilton</b>						
2025-26	2	0	0	0	0	-2
2024-25	4	1	0	1	0	-3
2023-24	0	0	0	0	0	0
	<b>6</b>	<b>1</b>	<b>0</b>	<b>1</b>	<b>0</b>	<b>-5</b>
<b>24 Landon MacSwain</b>						
2025-26	2	1	0	1	4	0
<b>26 Talon Brigley</b>						
2025-26	2	0	1	1	2	-2
2024-25	4	0	1	1	0	-1
2023-24	5	1	2	3	4	0
2022-23	4	0	1	1	0	1
2021-22	6	0	0	0	0	-3
	<b>21</b>	<b>1</b>	<b>5</b>	<b>6</b>	<b>6</b>	<b>-5</b>
<b>27 Matej Mikes</b>						
2025-26	1	1	0	1	0	0

<b>31 Peyton Shore</b>	<b>GP</b>	<b>W</b>	<b>L</b>	<b>OTL</b>	<b>SOL</b>	<b>GA</b>	<b>GAA</b>	<b>SV%</b>
2025-26	0	0	0	0	0	0	0.00	0.000
2024-25	0	0	0	0	0	0	0.00	0.000
	<b>0</b>	<b>0</b>	<b>0</b>	<b>0</b>	<b>0</b>	<b>0</b>	<b>0.00</b>	<b>0.000</b>
<b>35 Matthew Kondro</b>								
2025-26	1	0	1	0	0	6	6.27	0.857

# RED DEER REBELS

# OVERTIME/SHOOTOUTS/PENALTY SHOTS

## SHOOTOUTS

PLAYER	2025-26				2024-25				2023-24				2022-23				2021-22				CAREER			
	G	ATT	GW	SO%	G	ATT	GW	SO%	G	ATT	GW	SO%	G	ATT	GW	SO%	G	ATT	GW	SO%	G	ATT	GW	SO%
Matthew Gard	0	1	0	0.0%	2	3	1	66.7%													2	4	1	50.0%
Ty Coupland	1	2	0	50.0%	2	3	2	66.7%													3	5	2	60.0%
Jaxon Fuder	1	1	0	100.0%	1	1	0	100.0%													2	2	0	100.0%
Samuel Drancak	1	1	1	100.0%	0	1	0	0.0%	1	3	0	33.3%									2	5	1	40.0%
Beckett Hamilton	2	2	0	100.0%	0	2	0	0.0%													2	4	0	50.0%
Talon Brigley	0	1	0	0.0%	0	0	0	0.0%	0	3	0	0.0%	0	1	0	0.0%	1	2	1	50.00%	1	7	1	14.3%
<b>TOTALS</b>	<b>5</b>	<b>8</b>	<b>1</b>	<b>62.5%</b>																				

GOALIE	2025-26						2024-25						CAREER					
	GP	W	L	GA	ATT	S%	GP	W	L	GA	ATT	SO%	GP	W	L	GA	ATT	SO%
Matthew Kondro	2	1	1	3	5	33.3%	0	0	0	0	0	0.0%	2	1	1	3	4	25.0%
Peyton Shore	1	0	1	3	4	0.0%	0	0	0	0	0	0.0%	1	0	1	3	3	0.0%
<b>TOTALS</b>	<b>3</b>	<b>1</b>	<b>2</b>	<b>6</b>	<b>9</b>	<b>33.3%</b>												

## OVERTIME WINNING GOALS

	Player	Date	Opponent	Final Score
Last For	Beckett Hamilton	1/10/26	Swift Current	3-2
	Kalder Varga	1/20/26	Regina	2-1
	Poul Andersen	2/13/26	Med Hat	5-4
	Poul Andersen	2/15/26	Lethbridge	4-3
Last Against	Miroslav Holinka	12/27/25	Edmonton	3-2

## SHOOTOUT WINNING GOALS

	Player	Date	Opponent	Final Score
Last For	Samuel Drancak	11/21/25	Medicine Hat	4-3
Last Against	Andrei Molgachev	10/29/25	Calgary	4-3

## OVERTIME RECORDS

SEASON	GP	OTW	OTL	SOW	SL	PTS
2025-26	9	4	2	1	2	14
2024-25	11	1	6	2	2	14
2023-24	14	2	3	3	6	19
2022-23	16	6	3	4	3	26
2021-22	11	6	2	1	2	18
<b>TOTALS</b>	<b>61</b>	<b>19</b>	<b>16</b>	<b>11</b>	<b>15</b>	<b>91</b>

## PENALTY SHOTS

	Player	Date	Opponent	Goalie	Time	Result
Last Penalty Shot	Kohen Lodge	12/12/2025	Calgary	Eric Tu	5:59 1st	No Goal
Last Penalty Shot Goal	Jace Isley	10/08/2022	Calgary	Brayden Peters	1:12 OT	Goal
Last Penalty Shot Against	Andrei Molgachev	11/30/2025	Calgary	Matthew Kondro	10:43 1st	Goal
	Prabh Bhathal	12/16/2025	Brandon	Matthew Kondro	3:58 2nd	No Goal

# Red Deer Rebels (22-32-2-2) vs. Prince Albert Raiders (45-8-5-1)

## Mar 3, 2026 -- Art Hauser Centre - Prince Albert, SK

### GOALIES

#	Name	Ht	Wt	GP	W	L	OTL	SL	SO	GAA	SV%
31	Peyton Shore	6'2.5	178	18	4	11	0	1	1	4.37	0.863
35	Matthew Kondro	6'1	165	34	15	16	2	1	1	3.33	0.893

### SKATERS

#	Name	Pos	Ht	Wt	GP	G	A	Pts.	PIM	+/-
2	Aleksey Chichkin	LD	6'5	221	53	3	11	14	55	1
3	Jake Missura	D	5'10.	178	58	1	4	5	49	-17
4	Cameron Dillard	D	6'4	218	27	2	1	3	8	-3
5	Jiri Kamas	D	6'1	187	44	2	10	12	20	6
6	Noah Chadi	D	6'0	167	23	2	0	2	10	-3
7	Nate Yellowaga	D	5'10.	164	57	7	17	24	32	-15
8	Cole Temple	C	5'10	168	40	1	10	11	27	-4
9	Cameron Kuzma	C	6'2	195	56	8	15	23	74	-15
10	Grayden Peterson	LW	6'0	180	36	0	5	5	12	-5
11	Poul Andersen	RW	6'1	186	54	18	14	32	6	-13
12	Tyson Yaremko	LW	6'0	181	32	9	6	15	32	-15
14	Kalder Varga	RW	6'0	176	58	15	15	30	43	-15
15	Owen DeWitt	LW	6'3	200	36	4	4	8	37	-4
17	Matus Lisy	D	6'0	191	52	5	14	19	10	4
18	Kohen Lodge	LW	5'10	191	44	1	7	8	30	1
20	Patrick Sopiarcz	RW	6'0	190	58	7	10	17	78	-13
21	Beckett Hamilton	RW	5'11	173	57	20	28	48	8	-12
24	Landon MacSwain	LW	6'2.5	197	57	11	13	24	29	5
26	Talon Brigley	RW	5'11	176	57	19	15	34	37	-16
27	Matej Mikes	RW	6'3	213	37	7	10	17	18	-11

### Team Staff

### GOALIES

#	Name	Ht	Wt	GP	W	L	OTL	SL	SO	GAA	SV%
30	Michal Orsulak	6'4	220	30	22	4	3	1	2	2.37	0.904
35	Steele Bass	6'2	166	13	10	2	1	0	2	1.92	0.911

### SKATERS

#	Name	Pos	Ht	Wt	GP	G	A	Pts.	PIM	+/-
5	Matyas Man	D	6'6	202	44	2	9	11	48	24
6	Benett Kelly	D	6'1	186	58	5	14	19	42	43
7	Justice Christensen	D	5'9	191	55	14	27	41	66	26
8	Hubert Clarke	D	6'1	204	30	1	4	5	31	8
10	Daxon Rudolph	D	6'2	202	59	25	41	66	56	23
11	Linden Burrett	D	6'2	184	55	8	23	31	66	53
12	Brock Cripps	D	5'10.	160	53	5	29	34	12	28
14	Max Heise	C	6'3	172	55	24	33	57	25	26
15	Brayden Dube	RW	5'10	184	46	20	23	43	26	16
17	Maddix McCagherty	LW	6'0	184	57	17	31	48	22	21
19	Aiden Oiring	C	5'7	181	59	27	39	66	54	26
20	Ben Harvey	RW	5'11	184	37	8	10	18	8	13
21	Evan Smith	C	6'1	183	59	11	20	31	33	27
22	Connor Howe	C	5'6	155	48	5	10	15	9	7
23	Riley Boychuk	C	5'10	165	59	13	41	54	32	21
24	Alisher Sarkenov	RW	6'0	172	38	17	17	34	12	27
28	Jonah Sivertson	RW	6'3	193	57	21	27	48	32	45
29	Brandon Gorzynski	LW	6'2	190	56	27	39	66	30	23
32	Owen Corkish	LW	5'9	160	59	12	18	30	12	20
34	Braeden Cootes	C	6'0	183	40	21	30	51	6	19

### Team Staff

Cole Bell

Assistant Coach

# Standings

## Eastern Conference

### East Division

Rank	Team	GP	GR	W	L	OTL	SL	PTS	PCT	GF	GA	PIM	RW	ROW	S/O	Home	Away	P10	STK
1	xy Prince Albert Raiders	59	9	45	8	5	1	96	0.814	270	149	663	40	43	2-1	23-3-3-1	22-5-2-0	8-1-0-1	5-0-0-1
2	x Brandon Wheat Kings	59	9	35	23	1	0	71	0.602	236	208	763	29	33	2-0	18-12-1-0	17-11-0-0	7-3-0-0	1-0-0-0
3	x Saskatoon Blades	61	7	30	25	4	2	66	0.541	199	204	648	24	28	2-2	14-13-1-1	16-12-3-1	4-4-1-1	0-2-0-0
4	Regina Pats	58	10	23	28	6	1	53	0.457	207	237	668	18	22	1-1	14-11-4-1	9-17-2-0	7-3-0-0	1-0-0-0
5	Moose Jaw Warriors	60	8	20	33	5	2	47	0.392	207	265	604	15	19	1-2	9-17-3-1	11-16-2-1	1-8-1-0	0-1-0-0
6	Swift Current Broncos	60	8	13	40	4	3	33	0.275	157	298	814	9	11	2-3	10-16-2-1	3-24-2-2	1-5-1-3	0-5-1-3

### Central Division

Rank	Team	GP	GR	W	L	OTL	SL	PTS	PCT	GF	GA	PIM	RW	ROW	S/O	Home	Away	P10	STK
1	x Medicine Hat Tigers	59	9	42	9	5	3	92	0.780	287	179	815	33	40	2-3	24-3-2-1	18-6-3-2	8-0-2-0	8-0-2-0
2	x Edmonton Oil Kings	60	8	39	16	3	2	83	0.692	254	192	759	34	38	1-2	19-5-2-2	20-11-1-0	5-5-0-0	3-0-0-0
3	x Calgary Hitmen	58	10	33	16	8	1	75	0.647	215	180	505	29	31	2-1	17-8-4-0	16-8-4-1	5-3-2-0	0-1-1-0
4	Red Deer Rebels	58	10	22	32	2	2	48	0.414	163	218	771	16	21	1-2	11-17-1-0	11-15-1-2	5-5-0-0	1-0-0-0
5	Lethbridge Hurricanes	60	8	17	40	2	1	37	0.308	172	276	682	12	17	0-1	11-18-0-1	6-22-2-0	2-6-2-0	0-1-0-0

## Western Conference

### B.C. Division

Rank	Team	GP	GR	W	L	OTL	SL	PTS	PCT	GF	GA	PIM	RW	ROW	S/O	Home	Away	P10	STK
1	x Penticton Vees	60	8	39	13	4	4	86	0.717	237	168	607	33	36	3-4	18-7-4-1	21-6-0-3	7-2-0-1	2-0-0-0
2	Prince George Cougars	60	8	36	22	2	0	74	0.617	217	175	801	26	33	3-0	16-12-0-0	20-10-2-0	7-3-0-0	0-1-0-0
3	Kelowna Rockets	59	9	33	19	5	2	73	0.619	228	199	864	29	30	3-2	15-7-4-2	18-12-1-0	7-3-0-0	0-1-0-0
4	Kamloops Blazers	59	9	26	21	7	5	64	0.542	228	223	524	21	25	1-5	14-6-7-1	12-15-0-4	2-6-1-1	1-0-0-0
5	Victoria Royals	59	9	26	25	5	3	60	0.508	188	217	609	19	23	3-3	14-11-2-3	12-14-3-0	5-5-0-0	1-0-0-0
6	Vancouver Giants	59	9	21	35	1	2	45	0.381	170	246	689	15	18	3-2	15-15-1-0	6-20-0-2	3-7-0-0	0-2-0-0

### U.S. Division

Rank	Team	GP	GR	W	L	OTL	SL	PTS	PCT	GF	GA	PIM	RW	ROW	S/O	Home	Away	P10	STK
1	xy Everett Silvertips	60	8	50	7	2	1	103	0.858	265	146	706	42	48	2-1	25-3-2-1	25-4-0-0	9-1-0-0	5-0-0-0
2	Spokane Chiefs	59	9	32	26	1	0	65	0.551	194	182	719	27	30	2-0	15-14-1-0	17-12-0-0	8-2-0-0	6-0-0-0
3	Portland Winterhawks	59	9	27	26	5	1	60	0.508	208	230	806	22	25	2-1	15-9-4-1	12-17-1-0	5-3-1-1	0-1-0-0
4	Seattle Thunderbirds	58	10	24	26	5	3	56	0.483	190	218	896	21	22	2-3	16-8-4-1	8-18-1-2	6-3-1-0	1-0-1-0
5	Tri-City Americans	58	10	25	28	4	1	55	0.474	162	204	593	18	24	1-1	16-12-2-0	9-16-2-1	0-9-1-0	0-10-1-0
6	Wenatchee Wild	60	8	23	32	3	2	51	0.425	170	210	798	18	22	1-2	16-13-2-1	7-19-1-1	4-6-0-0	0-1-0-0

x = Clinched Playoff Position

y = Teams who have clinched Division title

z = Regular Season Champion

### Sunday, March 1 2026

Swift Current 2 at Edmonton 3 (Final OT)  
Everett 6 at Wenatchee 4 (Final)

### Tuesday, March 3 2026

Calgary at Moose Jaw 7:00 PM CST  
Red Deer at Prince Albert 7:00 PM CST  
Medicine Hat at Regina 7:00 PM CST  
Seattle at Kamloops 7:00 PM PST  
Vancouver at Tri-City 7:05 PM PST

### Wednesday, March 4 2026

Medicine Hat at Brandon 7:00 PM CST  
Red Deer at Saskatoon 7:00 PM CST  
Calgary at Swift Current 7:00 PM CST  
Spokane at Kelowna 7:05 PM PST

# Conference Standings

## Eastern Conference

Rank	Team	GP	GR	W	L	OTL	SL	PTS	PCT	GF	GA	S/O	RW	ROW	Home	Away	P10	STK
1	xy Prince Albert Raiders	59	9	45	8	5	1	96	0.814	270	149	2-1	40	43	23-3-3-1	22-5-2-0	8-1-0-1	5-0-0-1
2	x Medicine Hat Tigers	59	9	42	9	5	3	92	0.780	287	179	2-3	33	40	24-3-2-1	18-6-3-2	8-0-2-0	8-0-2-0
3	x Edmonton Oil Kings	60	8	39	16	3	2	83	0.692	254	192	1-2	34	38	19-5-2-2	20-11-1-0	5-5-0-0	3-0-0-0
4	x Calgary Hitmen	58	10	33	16	8	1	75	0.647	215	180	2-1	29	31	17-8-4-0	16-8-4-1	5-3-2-0	0-1-1-0
5	x Brandon Wheat Kings	59	9	35	23	1	0	71	0.602	236	208	2-0	29	33	18-12-1-0	17-11-0-0	7-3-0-0	1-0-0-0
6	x Saskatoon Blades	61	7	30	25	4	2	66	0.541	199	204	2-2	24	28	14-13-1-1	16-12-3-1	4-4-1-1	0-2-0-0
7	Regina Pats	58	10	23	28	6	1	53	0.457	207	237	1-1	18	22	14-11-4-1	9-17-2-0	7-3-0-0	1-0-0-0
8	Red Deer Rebels	58	10	22	32	2	2	48	0.414	163	218	1-2	16	21	11-17-1-0	11-15-1-2	5-5-0-0	1-0-0-0
9	Moose Jaw Warriors	60	8	20	33	5	2	47	0.392	207	265	1-2	15	19	9-17-3-1	11-16-2-1	1-8-1-0	0-1-0-0
10	Lethbridge Hurricanes	60	8	17	40	2	1	37	0.308	172	276	0-1	12	17	11-18-0-1	6-22-2-0	2-6-2-0	0-1-0-0
11	Swift Current Broncos	60	8	13	40	4	3	33	0.275	157	298	2-3	9	11	10-16-2-1	3-24-2-2	1-5-1-3	0-5-1-3

## Western Conference

Rank	Team	GP	GR	W	L	OTL	SL	PTS	PCT	GF	GA	S/O	RW	ROW	Home	Away	P10	STK
1	xy Everett Silvertips	60	8	50	7	2	1	103	0.858	265	146	2-1	42	48	25-3-2-1	25-4-0-0	9-1-0-0	5-0-0-0
2	x Penticton Vees	60	8	39	13	4	4	86	0.717	237	168	3-4	33	36	18-7-4-1	21-6-0-3	7-2-0-1	2-0-0-0
3	Prince George Cougars	60	8	36	22	2	0	74	0.617	217	175	3-0	26	33	16-12-0-0	20-10-2-0	7-3-0-0	0-1-0-0
4	Kelowna Rockets	59	9	33	19	5	2	73	0.619	228	199	3-2	29	30	15-7-4-2	18-12-1-0	7-3-0-0	0-1-0-0
5	Spokane Chiefs	59	9	32	26	1	0	65	0.551	194	182	2-0	27	30	15-14-1-0	17-12-0-0	8-2-0-0	6-0-0-0
6	Kamloops Blazers	59	9	26	21	7	5	64	0.542	228	223	1-5	21	25	14-6-7-1	12-15-0-4	2-6-1-1	1-0-0-0
7	Portland Winterhawks	59	9	27	26	5	1	60	0.508	208	230	2-1	22	25	15-9-4-1	12-17-1-0	5-3-1-1	0-1-0-0
8	Victoria Royals	59	9	26	25	5	3	60	0.508	188	217	3-3	19	23	14-11-2-3	12-14-3-0	5-5-0-0	1-0-0-0
9	Seattle Thunderbirds	58	10	24	26	5	3	56	0.483	190	218	2-3	21	22	16-8-4-1	8-18-1-2	6-3-1-0	1-0-1-0
10	Tri-City Americans	58	10	25	28	4	1	55	0.474	162	204	1-1	18	24	16-12-2-0	9-16-2-1	0-9-1-0	0-10-1-0
11	Wenatchee Wild	60	8	23	32	3	2	51	0.425	170	210	1-2	18	22	16-13-2-1	7-19-1-1	4-6-0-0	0-1-0-0
12	Vancouver Giants	59	9	21	35	1	2	45	0.381	170	246	3-2	15	18	15-15-1-0	6-20-0-2	3-7-0-0	0-2-0-0

Division leaders (marked with a \*) are automatically seeded first and second.

x = Teams who have clinched a playoff spot.

y = Teams who have clinched Division title

# Leaders (Overall)

## Top 20 Scorers

Rank	Player	Team	GP	G	A	PTS
1	Markus Ruck	MH	59	17	71	88
2	Cameron Schmidt	SEA	62	41	46	87
3	*JP Hurlbert	KAM	59	36	50	86
4	Liam Ruck	MH	59	36	50	86
5	*Matias Vanhanen	EVT	54	19	61	80
6	*Jacob Kvasnicka	PEN	58	34	45	79
7	Nathan Behm	KAM	58	34	44	78
8	Lukas Sawchyn	EDM	60	22	56	78
9	Miroslav Holinka	EDM	53	35	41	76
10	Jaxon Jacobson	BDN	54	21	55	76
11	Luke Mistelbacher	BDN	58	38	37	75
12	Alex Weiermair	POR	57	32	43	75
13	Jonas Woo	MH	48	26	48	74
14	Bryce Pickford	MH	47	37	34	71
15	Tij Iginla	KEL	39	36	35	71
16	Julius Miettinen	EVT	45	30	40	70
17	Terik Parascak	PG	54	28	42	70
18	Ryden Evers	PEN	60	31	38	69
19	*Kale Dach	CGY	54	32	36	68
20	Several Players Tied					67

## Goals

Rank	Player	Team	GP	G
1	Cameron Schmidt	SEA	62	41
2	Luke Mistelbacher	BDN	58	38
3	Bryce Pickford	MH	47	37
4	Several Players Tied			36

## Assists

Rank	Player	Team	GP	A
1	Markus Ruck	MH	59	71
2	*Matias Vanhanen	EVT	54	61
3	Lukas Sawchyn	EDM	60	56
4	Jaxon Jacobson	BDN	54	55
5	Several Players Tied			50

## Penalty Minutes

Rank	Player	Team	GP	PIM
1	Brady Ness	MJ	54	131
2	Brayden Holberton	SEA	55	116
3	Dawson Gerwing	KEL	54	112
4	Aiden Foster	PG	57	105
5	Gavin Lesiuk	LET	55	100

## Minor Penalties

Rank	Player	Team	GP	MinPen
1	Matej Pekar	SEA	53	41
2	Aiden Foster	PG	57	40
3	Tarin Smith	EVT	58	40
4	Brady Ness	MJ	54	38
5	Seth Fryer	VIC	53	37

## Major Penalties

Rank	Player	Team	GP	MajPen
1	Brayden Holberton	SEA	55	12
2	Brady Ness	MJ	54	11
3	Nate Corbet	KEL	42	10
4	Nathan Brown	POR	47	9
5	*Alexandre Andre	WEN	48	9

## Power Play Goals

Rank	Player	Team	GP	PPG
1	Bryce Pickford	MH	47	16
2	Kooper Gizowski	PG	59	16
3	Liam Ruck	MH	59	16
4	Carter Bear	EVT	46	15
5	Several Players Tied			13

## Short Handed Goals

Rank	Player	Team	GP	SHG
1	Jonas Woo	MH	48	4
2	Miroslav Holinka	EDM	53	4
3	*Jacob Kvasnicka	PEN	58	4
4	Several Players Tied			3

## Shots

Rank	Player	Team	GP	Shots
1	Luke Mistelbacher	BDN	58	268
2	*JP Hurlbert	KAM	59	256
3	Cameron Schmidt	SEA	62	245
4	Landon DuPont	EVT	55	236
5	Tarin Smith	EVT	58	228

## Shooting Percentage

Rank	Player	Team	GP	Goals	Shots	PCT
1	Shea Busch	EVT	12	13	45	28.9
2	*Chase Surkan	BDN	36	18	64	28.1
3	*Tomas Poletin	KEL	35	19	76	25.0
4	*Kale Dach	CGY	54	32	130	24.6
5	Shaeffer Gordon-Carroll	MH	32	12	50	24.0

## Game Winning Goals

Rank	Player	Team	GP	GWG
1	Bryce Pickford	MH	47	11
2	Miroslav Holinka	EDM	53	10
3	Cameron Schmidt	SEA	62	9
4	Several Players Tied			8

## Plus/Minus

Rank	Player	Team	GP	+/-
1	*Matias Vanhanen	EVT	54	56
2	Jonas Woo	MH	48	55
3	Julius Miettinen	EVT	45	54
4	Tarin Smith	EVT	58	54
5	Linden Burrett	PA	55	53

## Shootout Goals

Rank	Player	Team	SOG	SOA
1	Roan Woodward	VIC	4	6
2	*Ludovic Perreault	VIC	3	5
3	Several Players Tied			2

## Shootout Percentage

Rank	Player	Team	SOG	SOA	SO%
1	*Kale Dach	CGY	2	2	100.0
2	Beckett Hamilton	RD	2	2	100.0
3	*Mason Kraft	WEN	2	2	100.0
4	Cruz Pavao	TC	2	2	100.0
5	*Dmitri Yakutsenak	PG	2	2	100.0

# Leading Goalies

## Top 15 Goalies (by GAA)

Rank	Player	Team	GP	Mins	W	L	OTL	SOL	SO	GA	GAA	SOW	SOL	SOGA	SOA	SO%	SA	SVS	SV%
1	Anders Miller	EVT	31	1783	26	5	0	0	4	66	2.22	1	0	0	2	1.000	780	714	0.915
2	* Michal Orsulak	PA	30	1775	22	4	3	1	2	70	2.37	2	1	1	10	0.900	726	656	0.904
3	Andrew Reyelts	PEN	37	2207	26	5	4	2	3	91	2.47	2	2	3	14	0.786	963	872	0.906
4	Joshua Ravensbergen	PG	40	2311	26	13	0	0	3	100	2.60	2	0	1	14	0.929	1200	1100	0.917
5	Ethan McCallum	PEN	30	1614	16	10	0	1	3	71	2.64	1	1	1	6	0.833	767	696	0.907
6	Raiden LeGall	EVT	34	1938	25	3	2	1	2	86	2.66	1	1	3	6	0.500	839	753	0.897
7	Jordan Switzer	MH	39	2183	26	6	2	2	2	98	2.69	1	2	4	9	0.556	927	829	0.894
8	* Eric Tu	CGY	37	2105	21	10	6	0	2	95	2.71	1	0	1	7	0.857	979	884	0.903
9	Carter Esler	SPO	36	2047	20	15	0	0	4	96	2.81	1	0	0	3	1.000	1002	906	0.904
10	* Parker Snell	EDM	27	1530	17	7	1	0	3	75	2.94	0	0	0	0	0.000	656	581	0.886
11	Evan Gardner	SAS	46	2533	22	15	3	2	3	125	2.96	1	2	3	8	0.625	1301	1176	0.904
12	Linus Vieillard	SPO	26	1430	12	10	1	0	1	71	2.98	1	0	0	3	1.000	663	592	0.893
13	* Harrison Boettiger	KEL	35	2008	21	9	3	1	0	101	3.02	1	1	2	5	0.600	1047	946	0.904
14	* Xavier Wendt	TC	36	2087	17	15	1	1	1	105	3.02	0	1	2	8	0.750	1198	1093	0.912
15	Ethan Eskit	VIC	50	2867	22	19	5	3	1	145	3.03	2	3	8	16	0.500	1491	1346	0.903

## Wins

Rank	Player	Team	W
1	Anders Miller	EVT	26
2	Andrew Reyelts	PEN	26
3	Jordan Switzer	MH	26
4	Joshua Ravensbergen	PG	26
5	Raiden LeGall	EVT	25

## Saves

Rank	Player	Team	SVS
1	Ethan Eskit	VIC	1346
2	* Tobias Tvrznik	WEN	1219
3	Ondrej Štěbeták	POR	1197
4	Logan Edmonstone	KAM	1191
5	Chase Wutzke	MJ	1182

## Losses

Rank	Player	Team	L
1	Koen Cleaver	LET	24
2	Chase Wutzke	MJ	21
3	Ethan Eskit	VIC	19
4	* Tobias Tvrznik	WEN	18
5	Several Goaltenders Tied		17

## Save Percentage

Rank	Player	Team	GA	SVS	SV%
1	Joshua Ravensbergen	PG	100	1100	0.917
2	Anders Miller	EVT	66	714	0.915
3	* Tobias Tvrznik	WEN	115	1219	0.914
4	* Xavier Wendt	TC	105	1093	0.912
5	* Filip Ruzicka	BDN	97	961	0.908

## Mins

Rank	Player	Team	Mins
1	Ethan Eskit	VIC	2867
2	Evan Gardner	SAS	2533
3	Logan Edmonstone	KAM	2420
4	Ondrej Štěbeták	POR	2404
5	Joshua Ravensbergen	PG	2311

## Shootout Wins

Rank	Player	Team	SOW
1	Several Goaltenders Tied		2

## Shutouts

Rank	Player	Team	SO
1	Anders Miller	EVT	4
2	Carter Esler	SPO	4
3	Logan Edmonstone	KAM	4
4	Several Goaltenders Tied		3

## Shootout Percentage

Rank	Player	Team	Saves	Att	SO%
1	Joey Rocha	SC	4	4	1.000
2	Joshua Ravensbergen	PG	13	14	0.929
3	* Michal Orsulak	PA	9	10	0.900
4	Ondrej Štěbeták	POR	13	15	0.867
5	* Eric Tu	CGY	6	7	0.857

\* indicates rookie

# Leaders (Rookies)

## Top 20 Scorers

Rank	Player	Team	GP	G	A	PTS
1	* JP Hurlbert	KAM	59	36	50	86
2	* Matias Vanhanen	EVT	54	19	61	80
3	* Jacob Kvasnicka	PEN	58	34	45	79
4	* Kale Dach	CGY	54	32	36	68
5	* Andrei Molgachev	CGY	52	24	27	51
6	* Jonah Sivertson	PA	57	21	27	48
7	* Josh Toll	WEN	59	4	42	46
8	* Noah Davidson	MH	59	25	20	45
9	* Dmitri Yakutsenak	PG	58	22	23	45
10	* Brock England	SEA	54	20	25	45
11	* Yaroslav Bryzgalov	MH	55	10	35	45
12	* Easton Daneault	LET	59	11	30	41
13	* Timofei Runtso	VIC	59	11	30	41
14	* Ben MacBeath	CGY	58	6	34	40
15	* Andrew O'Neill	EDM	60	19	20	39
16	* Mason Kraft	WEN	46	11	25	36
17	* Colt Carter	MJ	53	8	28	36
18	* Chase Surkan	BDN	36	18	17	35
19	Several Players Tied					34

## Goals

Rank	Player	Team	GP	G
1	* JP Hurlbert	KAM	59	36
2	* Jacob Kvasnicka	PEN	58	34
3	* Kale Dach	CGY	54	32
4	* Noah Davidson	MH	59	25
5	* Andrei Molgachev	CGY	52	24

## Assists

Rank	Player	Team	GP	A
1	* Matias Vanhanen	EVT	54	61
2	* JP Hurlbert	KAM	59	50
3	* Jacob Kvasnicka	PEN	58	45
4	* Josh Toll	WEN	59	42
5	* Kale Dach	CGY	54	36

## Penalty Minutes

Rank	Player	Team	GP	PIM
1	* Alexandre Andre	WEN	48	77
2	* Yaroslav Bryzgalov	MH	55	55
3	* Gunnar Gleasman	BDN	42	54
4	* Dylan Dean	EDM	44	53
5	* Boston Tait	WEN	54	53

## Minor Penalties

Rank	Player	Team	GP	MinPen
1	* Dylan Dean	EDM	44	24
2	* Jake Gustafson	POR	59	23
3	* Gavin Burcar	SPO	54	21
4	* Yaroslav Bryzgalov	MH	55	20
5	Several Players Tied			19

## Major Penalties

Rank	Player	Team	GP	MajPen
1	* Alexandre Andre	WEN	48	9
2	* Jack Finnegan	PG	26	6
3	Several Players Tied			5

## Power Play Goals

Rank	Player	Team	GP	PPG
1	* Chase Surkan	BDN	36	13
2	* Kale Dach	CGY	54	11
3	* Jacob Kvasnicka	PEN	58	10
4	* Dmitri Yakutsenak	PG	58	10
5	* JP Hurlbert	KAM	59	8

## Short Handed Goals

Rank	Player	Team	GP	SHG
1	* Jacob Kvasnicka	PEN	58	4
2	* Vojtech Cihar	KEL	22	2
3	* Brock England	SEA	54	2
4	* Kai Anderson	LET	59	2
5	* Carter Moen	SC	60	2

## Shots

Rank	Player	Team	GP	Shots
1	* JP Hurlbert	KAM	59	256
2	* Jacob Kvasnicka	PEN	58	182
3	* Brock England	SEA	54	156
4	* Jonah Sivertson	PA	57	146
5	Several Players Tied			144

## Shooting Percentage

Rank	Player	Team	GP	Goals	Shots	PCT
1	* Chase Surkan	BDN	36	18	64	28.1
2	* Tomas Poletin	KEL	35	19	76	25.0
3	* Kale Dach	CGY	54	32	130	24.6
4	* Alisher Sarkenov	PA	38	17	71	23.9
5	* Andrew O'Neill	EDM	60	19	91	20.9

## Game Winning Goals

Rank	Player	Team	GP	GWG
1	* Kale Dach	CGY	54	8
2	* Matias Vanhanen	EVT	54	6
3	* Jacob Kvasnicka	PEN	58	5
4	Several Players Tied			4

## Plus/Minus

Rank	Player	Team	GP	+/-
1	* Matias Vanhanen	EVT	54	56
2	* Jonah Sivertson	PA	57	45
3	* Bennett Kelly	PA	58	43
4	* Jacob Kvasnicka	PEN	58	36
5	* Noah Davidson	MH	59	34

## Shootout Goals

Rank	Player	Team	SOG	SOA
1	* Ludovic Perreault	VIC	3	5
2	Several Players Tied			2

## Shootout Percentage

Rank	Player	Team	SOG	SOA	SO%
1	* Kale Dach	CGY	2	2	100.0
2	* Mason Kraft	WEN	2	2	100.0
3	* Dmitri Yakutsenak	PG	2	2	100.0
4	Several Players Tied				66.7

# Leaders (Defencemen)

## Top 20 Scorers

Rank	Player	Team	GP	G	A	PTS
1	Jonas Woo	MH	48	26	48	74
2	Bryce Pickford	MH	47	37	34	71
3	Daxon Rudolph	PA	59	25	41	66
4	Carson Carels	PG	51	18	45	63
5	Carter Sotheran	EDM	60	17	46	63
6	Landon DuPont	EVT	55	16	45	61
7	Tarin Smith	EVT	58	10	50	60
8	Mazden Leslie	KEL	58	16	41	57
9	Ethan MacKenzie	EDM	52	20	34	54
10	Grayson Burzynski	BDN	53	11	43	54
11	Ryan Lin	VAN	44	12	39	51
12	Aiden Ziprick	MJ	60	16	34	50
13	Ephram McNutt	REG	58	12	35	47
14	*Josh Toll	WEN	59	4	42	46
15	Ethan Weber	PEN	60	11	34	45
16	Nolan Stevenson	PEN	60	10	33	43
17	Justice Christensen	PA	55	14	27	41
18	*Timofei Runtso	VIC	59	11	30	41
19	Brayden Klimpke	SAS	61	4	37	41
20	*Ben MacBeath	CGY	58	6	34	40

## Goals

Rank	Player	Team	GP	G
1	Bryce Pickford	MH	47	37
2	Jonas Woo	MH	48	26
3	Daxon Rudolph	PA	59	25
4	Ethan MacKenzie	EDM	52	20
5	Carson Carels	PG	51	18

## Assists

Rank	Player	Team	GP	A
1	Tarin Smith	EVT	58	50
2	Jonas Woo	MH	48	48
3	Carter Sotheran	EDM	60	46
4	Carson Carels	PG	51	45
5	Landon DuPont	EVT	55	45

## Penalty Minutes

Rank	Player	Team	GP	PIM
1	Brady Ness	MJ	54	131
2	Seth Fryer	VIC	53	99
3	Nate Corbet	KEL	42	98
4	Tarin Smith	EVT	58	90
5	Ashton Cumby	SEA	49	86

## Minor Penalties

Rank	Player	Team	GP	MinPen
1	Tarin Smith	EVT	58	40
2	Brady Ness	MJ	54	38
3	Seth Fryer	VIC	53	37
4	Jaxen Adam	TC	56	34
5	Carson Carels	PG	51	32

## Major Penalties

Rank	Player	Team	GP	MajPen
1	Brady Ness	MJ	54	11
2	Nate Corbet	KEL	42	10
3	Nigel Boehm	BDN	54	7
4	Several Players Tied			6

## Power Play Goals

Rank	Player	Team	GP	PPG
1	Bryce Pickford	MH	47	16
2	Daxon Rudolph	PA	59	12
3	Jonas Woo	MH	48	8
4	Ethan MacKenzie	EDM	52	8
5	Aiden Ziprick	MJ	60	7

## Short Handed Goals

Rank	Player	Team	GP	SHG
1	Jonas Woo	MH	48	4
2	Mazden Leslie	KEL	58	2
3	Several Players Tied			1

## Shots

Rank	Player	Team	GP	Shots
1	Landon DuPont	EVT	55	236
2	Tarin Smith	EVT	58	228
3	Bryce Pickford	MH	47	224
4	Carter Sotheran	EDM	60	223
5	Mazden Leslie	KEL	58	210

## Shooting Percentage

Rank	Player	Team	GP	Goals	Shots	PCT
1	Nolan Paquette	MJ	21	6	33	18.2
2	Jonas Woo	MH	48	26	147	17.7
3	Bryce Pickford	MH	47	37	224	16.5
4	Josh Lee	EDM	58	8	51	15.7
5	Kayd Ruedig	EVT	59	14	95	14.7

## Game Winning Goals

Rank	Player	Team	GP	GWG
1	Bryce Pickford	MH	47	11
2	Mazden Leslie	KEL	58	7
3	Daxon Rudolph	PA	59	6
4	Landon DuPont	EVT	55	5
5	Several Players Tied			3

## Plus/Minus

Rank	Player	Team	GP	+/-
1	Jonas Woo	MH	48	55
2	Tarin Smith	EVT	58	54
3	Linden Burrett	PA	55	53
4	Landon DuPont	EVT	55	50
5	Bryce Pickford	MH	47	44

## Shootout Goals

Rank	Player	Team	SOG	SOA
1	Isa Guram	KAM	1	3
2	Ryan Lin	VAN	1	3
3	Ethan Weber	PEN	1	4

## Shootout Percentage

Rank	Player	Team	SOG	SOA	50%
1	Isa Guram	KAM	1	3	33.3
2	Ryan Lin	VAN	1	3	33.3
3	Ethan Weber	PEN	1	4	25.0

# Specialty Team Records

## Team Power Play

Rank	Team	GP	ADV	GF	PP%	SHGA
1	Medicine Hat Tigers	59	187	61	32.6	2
2	Calgary Hitmen	58	206	66	32.0	5
3	Prince George Cougars	60	209	65	31.1	4
4	Everett Silvertips	60	220	68	30.9	4
5	Prince Albert Raiders	59	211	60	28.4	6
6	Kamloops Blazers	59	196	54	27.6	7
7	Penticton Vees	60	195	53	27.2	4
8	Regina Pats	58	229	60	26.2	8
9	Moose Jaw Warriors	60	199	52	26.1	4
10	Brandon Wheat Kings	59	213	55	25.8	6
11	Saskatoon Blades	61	217	55	25.3	6
12	Kelowna Rockets	59	224	51	22.8	4
13	Victoria Royals	59	219	46	21.0	3
14	Edmonton Oil Kings	60	221	46	20.8	10
15	Portland Winterhawks	59	259	53	20.5	10
16	Vancouver Giants	59	193	38	19.7	6
17	Lethbridge Hurricanes	60	214	42	19.6	9
18	Red Deer Rebels	58	212	39	18.4	8
19	Wenatchee Wild	60	249	44	17.7	10
20	Seattle Thunderbirds	58	221	37	16.7	7
21	Swift Current Broncos	60	216	36	16.7	8
22	Tri-City Americans	58	177	29	16.4	7
23	Spokane Chiefs	59	209	29	13.9	4

## Team Penalty Kill

Rank	Team	GP	TSH	PPGA	PK%	SHGF
1	Wenatchee Wild	60	246	44	82.1	5
2	Prince George Cougars	60	212	38	82.1	7
3	Penticton Vees	60	194	35	82.0	6
4	Everett Silvertips	60	225	43	80.9	4
5	Victoria Royals	59	189	37	80.4	4
6	Medicine Hat Tigers	59	239	47	80.3	11
7	Calgary Hitmen	58	175	35	80.0	2
8	Spokane Chiefs	59	243	49	79.8	9
9	Edmonton Oil Kings	60	246	50	79.7	9
10	Kelowna Rockets	59	241	50	79.3	12
11	Prince Albert Raiders	59	191	43	77.5	2
12	Seattle Thunderbirds	58	249	58	76.7	11
13	Saskatoon Blades	61	194	46	76.3	4
14	Tri-City Americans	58	174	42	75.9	4
15	Brandon Wheat Kings	59	222	55	75.2	2
16	Kamloops Blazers	59	179	46	74.3	7
17	Portland Winterhawks	59	213	58	72.8	7
18	Red Deer Rebels	58	225	62	72.4	2
19	Regina Pats	58	213	60	71.8	7
20	Lethbridge Hurricanes	60	201	57	71.6	6
21	Vancouver Giants	59	215	63	70.7	7
22	Moose Jaw Warriors	60	183	54	70.5	7
23	Swift Current Broncos	60	227	67	70.5	7

## Team Overtime Performance

Rank	Team	GP	W	L	SW	SL	PTS	PCT
1	Prince George Cougars	12	7	2	3	0	22	0.000
2	Medicine Hat Tigers	17	7	5	2	3	26	0.000
3	Everett Silvertips	11	6	2	2	1	19	0.000
4	Tri-City Americans	12	6	4	1	1	19	0.000
5	Lethbridge Hurricanes	8	5	2	0	1	13	0.000
6	Red Deer Rebels	10	5	2	1	2	16	0.000
7	Brandon Wheat Kings	7	4	1	2	0	13	0.000
8	Edmonton Oil Kings	10	4	3	1	2	15	0.000
9	Wenatchee Wild	10	4	3	1	2	15	0.000
10	Saskatoon Blades	12	4	4	2	2	18	0.000
11	Moose Jaw Warriors	12	4	5	1	2	17	0.000
12	Victoria Royals	15	4	5	3	3	22	0.000
13	Regina Pats	12	4	6	1	1	17	0.000
14	Kamloops Blazers	17	4	7	1	5	22	0.000
15	Spokane Chiefs	6	3	1	2	0	11	0.000
16	Vancouver Giants	9	3	1	3	2	15	0.000
17	Penticton Vees	14	3	4	3	4	20	0.000
18	Portland Winterhawks	11	3	5	2	1	16	0.000
19	Prince Albert Raiders	11	3	5	2	1	16	0.000
20	Swift Current Broncos	11	2	4	2	3	15	0.000
21	Calgary Hitmen	13	2	8	2	1	17	0.000
22	Kelowna Rockets	11	1	5	3	2	15	0.000
23	Seattle Thunderbirds	11	1	5	2	3	14	0.000

# Player Streaks

## Player Goal Streaks (Current)

Rank	GP	Player	Team	From	To	Goals	Assists	Points
1	5	Luke Mistelbacher	BDN	Feb 16, 2026	Feb 27, 2026	6	4	10
2	5	Matteo Danis	PEN	Feb 21, 2026	Feb 28, 2026	6	2	8
3	4	Bryce Pickford	MH	Feb 21, 2026	Feb 28, 2026	4	4	8

## Player Goal Streaks (All Season)

Rank	GP	Player	Team	From	To	Goals	Assists	Points
1	9	Liam Ruck	MH	Dec 13, 2025	Jan 10, 2026	11	12	23
2	8	Bryce Pickford	MH	Dec 3, 2025	Dec 28, 2025	14	7	21
3	8	Samuel Drancak	RD	Oct 29, 2025	Nov 21, 2025	8	4	12
4	7	Reed Brown	POR	Oct 17, 2025	Nov 5, 2025	7	1	8
5	6	Several Players Tied						

## Player Assist Streaks (Current)

Rank	GP	Player	Team	From	To	Goals	Assists	Points
1	6	Carson Carels	PG	Feb 20, 2026	Feb 28, 2026	3	8	11
2	* 5	Matias Vanhanen	EVT	Feb 21, 2026	Mar 1, 2026	4	9	13
3	5	Landon DuPont	EVT	Feb 21, 2026	Mar 1, 2026	1	10	11
4	5	Bryce Pickford	MH	Feb 20, 2026	Feb 28, 2026	4	5	9
5	5	Coco Armstrong	SPO	Feb 20, 2026	Feb 28, 2026	2	6	8

## Player Assist Streaks (All Season)

Rank	GP	Player	Team	From	To	Goals	Assists	Points
1	12	Brock Souch	PG	Sep 19, 2025	Oct 25, 2025	5	14	19
2	10	Liam Ruck	MH	Dec 3, 2025	Jan 2, 2026	10	16	26
3	* 10	Matias Vanhanen	EVT	Sep 27, 2025	Oct 24, 2025	2	17	19
4	9	Several Players Tied						

## Player Point Streaks (Current)

Rank	GP	Player	Team	From	To	Goals	Assists	Points
1	10	Liam Ruck	MH	Feb 6, 2026	Feb 28, 2026	7	10	17
2	10	Andrew Basha	MH	Feb 6, 2026	Feb 28, 2026	4	11	15
3	9	Tij Iginla	KEL	Feb 11, 2026	Feb 28, 2026	10	10	20
4	8	Luke Mistelbacher	BDN	Feb 10, 2026	Feb 27, 2026	7	8	15
5	7	Max Curran	EDM	Nov 28, 2025	Jan 14, 2026	6	9	15

## Player Point Streaks (All Season)

Rank	GP	Player	Team	From	To	Goals	Assists	Points
1	27	Cameron Schmidt	VAN/SEA	Nov 15, 2025	Jan 23, 2026	21	23	44
2	20	Ryan Miller	POR	Oct 13, 2025	Dec 5, 2025	8	19	27
3	19	Jonas Woo	MH	Nov 28, 2025	Jan 20, 2026	13	25	38
4	17	Carson Carels	PG	Dec 7, 2025	Feb 14, 2026	8	17	25
5	15	Bryce Pickford	MH	Nov 28, 2025	Jan 10, 2026	20	16	36

# Red Deer Rebels vs Prince Albert Raiders Head to Head

## Summary

Description	Result	
Head to Head Record 2025 - 26 Regular Season	Prince Albert 2-0-0-0	Red Deer 0-2-0-0
Head to Head Record 2024 - 25 Regular Season	Prince Albert 3-1-0-0	Red Deer 1-2-1-0
Last 5 Years record between teams	Prince Albert 11-10-0-0	Red Deer 10-9-1-1
Prince Albert vs. Red Deer Last 5 Years record at Prince Albert	Prince Albert 6-5-0-0	Red Deer 5-5-0-1
Prince Albert vs. Red Deer Last 5 Years record at Red Deer	Prince Albert 5-5-0-0	Red Deer 5-4-1-0
Previous Meetings This Season	Prince Albert 7 @ Red Deer 3 (Dec 6 2025) Final	Red Deer 1 @ Prince Albert 4 (Oct 4 2025) Final

## Match Up

	<u>Red Deer</u>	<u>Prince Albert</u>
Team Record	22-32-2-2 -- 48 points	45-8-5-1 -- 96 points
Division Ranking	4th Central	1st East
Conference Ranking	8th Eastern	1st Eastern
League Ranking	19th	2nd
Past 10 Games	5-5-0-0	8-1-0-1
Streak	1-0-0-0	5-0-0-1
Last Game	4-2 W vs Swift Current (Feb 28 2026) Final	4-3 W vs Prince George (Feb 28 2026) Final
Home Record	11-17-1-0	23-3-3-1
Away Record	11-15-1-2	22-5-2-0
GF	163	270
GA	218	149
PP (Overall)	(39/212) 18.4%	(60/211) 28.4%
PP (Home)	(20/112) 17.9%	(37/115) 32.2%
PP (Away)	(19/100) 19.0%	(23/96) 24.0%
PK (Overall)	(62/225) 72.4%	(43/191) 77.5%
PK (Home)	(31/118) 73.7%	(14/93) 84.9%
PK (Away)	(31/107) 71.0%	(29/98) 70.4%
PP vs. Opp.	(1/10) 10%	(4/9) 44.4%
PK vs. Opp.	(4/9) 55.6%	(1/10) 90%
Leading Rookie	Andersen (18-14-32)	Sivertson (21-27-48)
Most PIM	Sopiarz - 78	Burrett - 66
Team PIM/GM	13.3/Game	11.2/Game
Leading Scorers	Hamilton (20-28-48) Brigley (19-15-34) Andersen (18-14-32) Varga (15-15-30) MacSwain (11-13-24)	Gorzynski (27-39-66) Oiring (27-39-66) Rudolph (25-41-66) Heise (24-33-57) Boychuk (13-41-54)
Last 5 Games	4-2 W vs Swift Current (Feb 28 2026) Final 2-0 L vs Edmonton (Feb 27 2026) Final 2-1 L @ Calgary (Feb 22 2026) Final 5-2 L vs Saskatoon (Feb 20 2026) Final 10-1 L @ Medicine Hat (Feb 16 2026) Final	4-3 W vs Prince George (Feb 28 2026) Final 3-2 L vs Penticton (Feb 27 2026) Final SO 4-1 W vs Swift Current (Feb 21 2026) Final 6-2 W @ Moose Jaw (Feb 20 2026) Final 6-1 W vs Moose Jaw (Feb 16 2026) Final
Leading After 1st	14-5-0-0	33-3-2-1
Leading After 2nd	12-0-0-0	36-1-1-0
Tied After 1st	7-5-1-1	6-2-1-0
Tied After 2nd	9-4-1-1	6-2-1-1
Trailing After 1st	1-22-1-1	6-3-2-0
Trailing After 2nd	1-28-1-1	3-5-3-0
Out Shooting Opponents	14-12-1-1	36-4-5-0
Out Shot by Opponents	7-20-1-1	8-4-0-1
1 Goal Games	11-6-2-2	11-4-5-1
2 Goal Games	4-8-0-0	6-1-0-0
3 Goal Games	3-11-0-0	12-0-0-0

# Red Deer Rebels vs Prince Albert Raiders Head to Head

## Prince Albert Raiders

# Name	GP	G	A	PTS	PIM	+/-
10 Daxon Rudolph	2	1	3	4	4	-1
11 Linden Burrett	2	0	4	4	5	5
28 Jonah Sivertson	2	2	1	3	2	3
15 Brayden Dube	2	1	1	2	4	0
14 Max Heise	2	1	1	2	2	-1
17 Maddix McCagherty	1	1	1	2	0	2
25 X Ty Meunier	2	1	1	2	0	1
19 Aiden Oiring	2	1	1	2	0	-1
23 Riley Boychuk	2	0	2	2	2	0
12 Brock Cripps	2	0	2	2	0	2
27 X Ethan Bibeau	1	1	0	1	0	1
32 Owen Corkish	2	1	0	1	0	1
20 Ben Harvey	1	1	0	1	0	1
18 X Oli Chenier	2	0	1	1	0	1
22 Connor Howe	2	0	1	1	0	3
7 Justice Christensen	2	0	0	0	2	-2
33 X Dimitri Fortin	2	0	0	0	0	0
6 Benett Kelly	2	0	0	0	8	2
5 Matyas Man	2	0	0	0	7	4
24 Alisher Sarkenov	1	0	0	0	0	0
21 Evan Smith	2	0	0	0	0	0

# Name	GP	W	L	OTL	SL	Mins	GA	GAA	SV%
33 X Dimitri Fortin	2	2	0	0	0	120:00	4	2.00	0.892

## Red Deer Rebels

# Name	GP	G	A	PTS	PIM	+/-
7 Nate Yellowaga	2	1	1	2	2	1
8 X Keith McInnis	2	0	2	2	2	1
9 X Matthew Gard	2	1	0	1	2	-1
24 Landon MacSwain	2	1	0	1	4	0
27 Matej Mikes	1	1	0	1	0	0
26 Talon Brigley	2	0	1	1	2	-2
11 X Jaxon Fuder	2	0	1	1	0	-1
35 Matthew Kondro	1	0	1	1	0	0
4 X Luke Vlooswyk	2	0	1	1	2	-1
20 X Arjun Bawa	1	0	0	0	4	-2
2 Aleksey Chichkin	1	0	0	0	2	-2
22 X Ty Coupland	1	0	0	0	0	0
15 Owen DeWitt	1	0	0	0	0	0
14 X Samuel Drancak	2	0	0	0	2	0
21 Beckett Hamilton	2	0	0	0	0	-2
17 Matus Lisy	2	0	0	0	0	-1
18 Kohen Lodge (total)	3	0	0	0	0	0
RD	1	0	0	0	0	0
SAS	2	0	0	0	0	0
16 X Noah Milford	1	0	0	0	0	-1
3 Jake Missura	2	0	0	0	0	-3
10 Grayden Peterson	1	0	0	0	2	-1
19 X Nolan Schmidt	2	0	0	0	5	-2
23 X Owen Shadrack	2	0	0	0	0	-2
2 X Derek Thurston	1	0	0	0	7	-2
25 X Zane Torre	1	0	0	0	0	-3
33 X Chase Wutzke	1	0	0	0	0	0

# Name	GP	W	L	OTL	SL	Mins	GA	GAA	SV%
33 X Chase Wutzke	1	0	1	0	0	60:00	4	4.00	0.857
35 Matthew Kondro	1	0	1	0	0	57:24	6	6.27	0.857