



Media Kit



Red Deer Rebels vs Prince Albert Raiders Game #A: Friday, March 27, 2026

Pre-Game



PRINCE ALBERT RAIDERS 2026 PLAYOFF ROSTER

No.	FORWARDS (13)	POS	SH	HT	WT	HOMETOWN	D.O.B	2024-25 SEASON	LEAGUE	GP	G	A	PTS	PIM	NHL DRAFT	Pronunciation
14	Heise, Max*	C	R	6'3	172	Calgary, AB	2/26/2006	Penticton Vees	BCHL	50	27	13	40	25	SJS '25	High-zee
15	Dube, Brayden	RW	R	5'10	184	Roblin, MB	9/22/2005	Prince Albert Raiders	WHL	68	31	36	67	28	Free Agent	Do-bee
17	McCagherty, Maddix	LW	L	6'0	184	Kelowna, BC	6/7/2006	Wenatchee Wild	WHL	62	12	17	29	31	Eligible 2026	Mc-CAGG-urt-ee
19	Oiring, Aiden	C	L	5'7	181	Calgary, AB	5/9/2005	Prince Albert Raiders	WHL	68	29	56	85	54	Free Agent	Oy-Ring
20	Harvey, Ben*	RW	R	5'11	184	Edmonton, AB	8/6/2009	Edmonton Jr. Oilers U18AAA	AEHL	30	16	20	36	26	Eligible 2027	
21	Smith, Evan	C	R	6'1	183	Kamloops, BC	4/22/2006	Prince Albert Raiders	WHL	28	1	4	5	18	Eligible 2026	
22	Howe, Connor*	C	L	5'6	155	Prince Albert, SK	6/26/2009	Prince Albert Mintos U18AAA	SMAAAHL	41	20	15	35	18	Eligible 2027	How
23	Boychuk, Riley	C	R	5'10	165	Cochrane, AB	1/31/2008	Prince Albert Raiders	WHL	63	14	15	29	22	Eligible 2026	
24	Sarkenov, Alisher*	RW	L	6'0	172	Astana, KAZ	12/15/2007	Snezhnye Barsy Astana	MHL	52	12	13	25	6	Eligible 2026	Al-ish-er Sar-keh-nov
28	Sivertson, Jonah	RW	R	6'3	193	Regina, SK	8/27/2008	Regina Pat Canadians	SMAAAHL	30	32	45	77	44	Eligible 2026	Sivv-ert-sin
29	Gorzynski, Brandon	LW	L	6'2	190	Scottsdale, AZ	3/12/2007	Calgary Hitmen	WHL	68	17	25	42	16	DAL '25	Gore-ZIN-Ski
32	Corkish, Owen*	LW	R	5'9	160	Cottage Grove, MN	6/24/2007	Park High	USHS-MN	26	27	35	62	44	Eligible 2026	
34	Cootes, Braeden	C	R	6'0	183	Sherwood Park, AB	2/9/2007	Seattle Thunderbirds	WHL	60	26	37	63	18	VAN '25	
No.	DEFENCE (8)	POS	SH	HT	WT	HOMETOWN	D.O.B	2024-25 SEASON	LEAGUE	GP	G	A	PTS	PIM	DRAFT	Pronunciation
2	Myhre, Liam* (AP)	D	L	5'11	157	Nipawin, SK	5/16/2009	Prince Albert Mintos U18AAA	SMAAAHL	27	2	9	11	16	Eligible 2027	My-err
5	Man, Matyas	D	L	6'5	202	Ostrava, CZE	5/31/2006	HC Vitkovice U20	CZE U20	48	6	17	23	46	Eligible 2026	MATCH=yes Man
6	Kelly, Benett*	D	R	6'1	186	Cochrane, AB	2/4/2008	Calgary IHA U18 Prep	CSSHL	33	8	14	22	35	Eligible 2026	
7	Christensen, Justice	D	R	5'9	191	Red Deer, AB	8/30/2005	Prince Albert Raiders	WHL	68	22	24	46	62	Free Agent	
8	Clarke, Hubert*	D	L	6'1	204	Norway House, MB	12/17/2007	Minot Minotauros	NAHL	44	0	3	3	39	Eligible 2026	
10	Rudolph, Daxon	D	R	6'2	202	Lacombe, AB	3/6/2008	Prince Albert Raiders	WHL	64	7	34	41	30	Eligible 2026	
11	Burrett, Linden	D	R	6'2	184	Surrey, BC	2/6/2006	Prince Albert Raiders	WHL	40	1	5	6	42	Eligible 2026	Brr-ette
12	Cripps, Brock*	D	R	5'10	160	Victoria, BC	7/23/2009	St. George's School U18 Prep	CSSHL	30	7	39	46	18	Eligible 2027	
No.	GOALTENDERS (3)	POS	C	HT	WT	HOMETOWN	D.O.B	2024-25 SEASON	LEAGUE	GP	GAA	SV%	RECORD	DRAFT	Pronunciation	
30	Orsulak, Michal*	G	R	6'4	220	Tremosna, CZE	8/26/2007	HC Energie Karlovy Vary U20	CZE U20	34	3.23	0.902	14-20-0	Eligible 2026	Me-call ORE-shoe-lack	
33	Holtvogt, Brady* (AP)	G	L	6'1	201	Humboldt, SK	7/18/2007	Humboldt Broncos	SJHL	13	2.99	0.913	8-3-2	Eligible 2026	HOLT-vote	
35	Bass, Steele*	G	L	6'2	166	High River, AB	1/4/2008	Okotoks Oilers U18 AAA	AEHL	24	3.03	0.923	15-7-1	Eligible 2026	Steel Bass (the fish)	

* denotes rookie

grey box indicates overager

General Manager: Curtis Hunt
Head Coach: Ryan McDonald
Assistant Coach: Conor Yawney
Assistant Coach: Cole Bell

Director of Player Personnel: Bruno Zarrillo
Athletic Therapist: Duane 'Puff' Bartley
Strength and Conditioning Coach: Terry Lange
Goaltending Coach: Dan Ferguson



**SETTING IT UP:**

The 2026 WHL Playoffs begin tonight as your Prince Albert Raiders host the Red Deer Rebels for game one of the first round. The Raiders (1) and the Rebels (8) split their season series at two games apiece.

2025-26 HEAD TO HEAD:

October 4, 2025: Raiders 4, Rebels 1

December 6, 2025: Raiders 7, Rebels 3

March 3, 2026: Rebels 4, Raiders 3

March 7, 2026: Rebels 3, Raiders 1

HEAD TO HEAD LEADING SCORERS:

PA: Brandon Gorzynski (split between CGY & PA) – 7GP, 2G, 4A, 6pts

Jonah Sivertson – 4GP, 2G, 2A, 4pts

Daxon Rudolph – 4GP, 1G, 3A, 4pts

Linden Burrett – 4GP, 4A, 4pts

RD: Matej Mikes – 3G, 2A, 5pts

Poul Andersen (split between EDM and RD) – 4GP, 1G, 3A, 4pts

SEVEN YEARS IN THE MAKING:

The Raiders and Rebels square off in the playoffs for the first time since 2019. Prince Albert swept Red Deer in that first round series, by scores of 3-0, 6-4, 4-2, and 4-1. The Raiders would go on to win the WHL Championship.

PLAYOFF EXPERIENCE

The Raiders have 11 players on the roster with previous playoff experience. Aiden Oiring and Justice Christensen have each played 16 playoff games. Oiring leads the team with 17 points in those games (8G-9A).

COMING IN HOT:

The Raiders enter the playoffs winners of six straight games, including a pair of 4-0 shutout wins over the Saskatoon Blades to finish the regular season.



PRINCE ALBERT RAIDERS

2026 WHL PLAYOFF STATS

#	PLAYER	POS	GP	G	A	PTS	+/-	PIM	SHOTS	PPG	SHG	GWG	
DEFENCEMEN													
2	Myhre, Liam* (AP)	D	0	0	0	0	0	0	0	0	0	0	
5	Man, Matyas	D	0	0	0	0	0	0	0	0	0	0	
6	Kelly, Benett*	D	0	0	0	0	0	0	0	0	0	0	
7	Christensen, Justice	D	0	0	0	0	0	0	0	0	0	0	
8	Clarke, Hubert*	D	0	0	0	0	0	0	0	0	0	0	
10	Rudolph, Daxon	D	0	0	0	0	0	0	0	0	0	0	
11	Burrett, Linden	D	0	0	0	0	0	0	0	0	0	0	
12	Cripps, Brock*	D	0	0	0	0	0	0	0	0	0	0	
FORWARDS													
14	Heise, Max	C	0	0	0	0	0	0	0	0	0	0	
15	Dube, Brayden	RW	0	0	0	0	0	0	0	0	0	0	
17	McCagherty, Maddix	LW	0	0	0	0	0	0	0	0	0	0	
19	Oiring, Aiden	C	0	0	0	0	0	0	0	0	0	0	
20	Harvey, Ben*	RW	0	0	0	0	0	0	0	0	0	0	
21	Smith, Evan	C	0	0	0	0	0	0	0	0	0	0	
22	Howe, Connor*	C	0	0	0	0	0	0	0	0	0	0	
23	Boychuk, Riley	C	0	0	0	0	0	0	0	0	0	0	
24	Sarkenov, Alisher*	RW	0	0	0	0	0	0	0	0	0	0	
28	Sivertson, Jonah	RW	0	0	0	0	0	0	0	0	0	0	
29	Gorzynski, Brandon	LW	0	0	0	0	0	0	0	0	0	0	
32	Corkish, Owen*	LW	0	0	0	0	0	0	0	0	0	0	
34	Cootes, Braeden	C	0	0	0	0	0	0	0	0	0	0	
GOALIES													
#	PLAYER	POS	GP	GAA	SV%	W	L	OTL	SOL	SO	MIN	SVS	GA
30	Orsulak, Michal*	G	0	0.00	0.000	0	0	0	0	0	0	0	0
33	Holtvogt, Brady* (AP)	G	0	0.00	0.000	0	0	0	0	0	0	0	0
35	Bass, Steele*	G	0	0.00	0.000	0	0	0	0	0	0	0	0

Grey box indicates 20 YO



PRINCE ALBERT RAIDERS

CAREER PLAYOFF STATS

#	PLAYER	POS	GP	G	A	PTS	+/-	PIM	SHOTS	PPG	SHG	GWG	
DEFENCEMEN													
2	Myhre, Liam* (AP)	D	0	0	0	0	0	0	0	0	0	0	
5	Man, Matyas	D	0	0	0	0	0	0	0	0	0	0	
6	Kelly, Benett*	D	0	0	0	0	0	0	0	0	0	0	
7	Christensen, Justice	D	16	1	5	6	-6	26	26	0	0	0	
8	Clarke, Hubert*	D	0	0	0	0	0	0	0	0	0	0	
10	Rudolph, Daxon	D	11	1	11	12	3	2	22	1	0	0	
11	Burrett, Linden	D	11	1	1	2	0	19	9	0	0	0	
12	Cripps, Brock*	D	0	0	0	0	0	0	0	0	0	0	
FORWARDS													
14	Heise, Max	C	0	0	0	0	0	0	0	0	0	0	
15	Dube, Brayden	RW	14	1	3	4	-2	8	24	0	0	0	
17	McCagherty, Maddix	LW	5	1	0	1	-3	7	1	0	0	0	
19	Oiring, Aiden	C	16	8	9	17	6	17	31	1	0	1	
20	Harvey, Ben*	RW	1	0	0	0	0	0	0	0	0	0	
21	Smith, Evan	C	13	1	2	3	0	4	8	0	0	0	
22	Howe, Connor*	C	0	0	0	0	0	0	0	0	0	0	
23	Boychuk, Riley	C	11	1	4	5	0	0	13	1	0	0	
24	Sarkenov, Alisher*	RW	0	0	0	0	0	0	0	0	0	0	
28	Sivertson, Jonah	RW	0	0	0	0	0	0	0	0	0	0	
29	Gorzynski, Brandon	LW	11	4	4	8	-1	2	21	1	0	0	
32	Corkish, Owen*	LW	0	0	0	0	0	0	0	0	0	0	
34	Cootes, Braeden	C	6	2	6	8	-3	4	25	2	0	0	
GOALIES													
#	PLAYER	POS	GP	GAA	SV%	W	L	OTL	SOL	SO	MIN	SVS	GA
30	Orsulak, Michal*	G	0	0.00	0.000	0	0	0	0	0	0	0	0
33	Holtvogt, Brady* (AP)	G	0	0.00	0.000	0	0	0	0	0	0	0	0
35	Bass, Steele*	G	0	0.00	0.000	0	0	0	0	0	0	0	0

Grey box indicates 20 YO



PRINCE ALBERT RAIDERS

2025-26 REGULAR SEASON STATS

#	PLAYER	POS	GP	G	A	PTS	+/-	PIM	SHOTS	PPG	SHG	GWG						
DEFENCEMEN																		
2	Myhre, Liam* (AP)	D	1	0	0	0	0	0	1	0	0	0						
5	Man, Matyas	D	53	2	11	13	27	53	47	0	0	0						
6	Kelly, Benett*	D	66	5	19	24	49	44	60	0	0	1						
7	Christensen, Justice	D	63	18	30	48	36	84	190	7	1	2						
8	Clarke, Hubert*	D	32	1	4	5	9	38	32	0	0	0						
10	Rudolph, Daxon	D	67	28	49	77	32	73	232	13	0	6						
11	Burrett, Linden	D	64	8	27	35	57	70	97	0	0	0						
12	Cripps, Brock*	D	62	6	31	37	33	18	95	1	0	0						
FORWARDS																		
14	Heise, Max	C	63	29	34	63	28	31	183	10	0	5						
15	Dube, Brayden	RW	55	24	27	51	20	30	180	6	0	4						
17	McCagherty, Maddix	LW	66	20	37	57	31	22	121	0	0	2						
	with PA		44	14	28	42	36	6	87	0	0	0						
19	Oiring, Aiden	C	68	28	41	69	26	58	173	9	2	5						
20	Harvey, Ben*	RW	45	14	13	27	20	12	72	0	0	1						
21	Smith, Evan	C	68	11	24	35	36	39	82	0	0	2						
22	Howe, Connor*	C	53	5	12	17	11	13	57	1	0	1						
23	Boychuk, Riley	C	68	15	44	59	22	36	131	4	0	2						
24	Sarkenov, Alisher*	RW	47	21	20	41	35	12	86	3	0	6						
28	Sivertson, Jonah	RW	66	24	29	53	46	41	160	5	0	3						
29	Gorzynski, Brandon	LW	65	27	42	69	19	47	187	11	0	4						
	with PA		38	14	26	40	10	33	97	3	0	1						
32	Corkish, Owen*	LW	68	12	20	32	23	14	125	1	0	3						
34	Cootes, Braeden	C	45	24	39	63	27	8	177	7	0	2						
	with PA		28	14	26	40	24	6	103	1	0	1						
GOALIES																		
#	PLAYER	POS	GP	GAA	SV%	W	L	OTL	SOL	SO	MIN	SVS	GA	SOGP	SOW	SOGA	SOSVS	SO%
30	Orsulak, Michal*	G	36	2.22	0.907	28	4	3	1	4	2139	769	79	4	3	1	13	92.9%
35	Bass, Steele*	G	16	1.94	0.915	11	4	1	0	3	958	335	31	0	0	0	0	0.0%

Grey box indicates 20 YO



PRINCE ALBERT RAIDERS

WHL CAREER STATS

PLAYER	GP	G	A	PTS	+/-	PIM	SHOTS	PPG	SHG	GWG	
Aiden Oiring	268	90	145	235	15	200	576	31	3	11	
Justice Christensen	263	55	93	148	22	296	557	14	2	8	
Brayden Dube	246	77	83	160	23	112	603	19	0	10	
Maddix McCagherty	194	42	67	109	3	99	300	3	0	5	
Evan Smith	191	17	34	51	41	97	187	0	0	2	
Braeden Cootes	176	64	98	162	14	42	508	19	4	5	
Brandon Gorzynski	175	48	72	120	38	69	368	14	1	4	
Daxon Rudolph	131	35	83	118	45	104	355	14	0	8	
Riley Boychuk	131	29	59	88	33	58	185	5	0	3	
Linden Burrett	104	9	32	41	66	112	136	0	0	0	
Jonah Sivertson	80	24	31	55	41	50	171	5	0	4	
Benett Kelly	69	5	19	24	49	50	60	0	0	1	
Owen Corkish	68	12	20	32	23	14	125	1	0	3	
Max Heise	63	29	34	63	28	31	183	10	0	5	
Brock Cripps	62	6	32	38	32	20	96	1	0	0	
Connor Howe	53	5	12	17	11	13	57	1	0	1	
Matyas Man	53	2	11	13	27	53	47	0	0	0	
Ben Harvey	51	14	14	28	22	14	76	0	0	1	
Alisher Sarkenov	47	21	20	41	35	12	86	3	0	6	
Hubert Clarke	32	1	4	5	9	38	32	0	0	0	
GOALIES	GP	GAA	SV%	W	L	OTL	SOL	SO	MIN	SVS	GA
Michal Orsulak	36	2.22	0.907	28	4	3	1	4	2139	769	79
Steele Bass	17	1.97	0.916	11	4	1	0	3	975	347	32

Game Plan **Goals** **Save**

Partnering to bring financial literacy to the classroom.

#MONEYTALK





PRINCE ALBERT RAIDERS

2025-26 TEAM STATS

HOME		AWAY		TOTAL	
Record	26 - 4 - 3 - 1	Record	26 - 6 - 2 - 0	Record	52 - 10 - 5 - 1
Goals For		Goals For		Goals For	
1st Period	54	1st Period	46	1st Period	100
2nd Period	57	2nd Period	43	2nd Period	100
3rd Period	60	3rd Period	44	3rd Period	104
Overtime	0	Overtime	3	Overtime	3
Shootout Winner	1	Shootout Winner	2	Shootout Winner	3
TOTAL	172	TOTAL	138	TOTAL	310
PER GAME	5.06	PER GAME	4.06	PER GAME	4.56
Goals Against		Goals Against		Goals Against	
1st Period	14	1st Period	26	1st Period	40
2nd Period	30	2nd Period	36	2nd Period	66
3rd Period	26	3rd Period	27	3rd Period	53
Overtime	3	Overtime	2	Overtime	5
Shootout Winner	1	Shootout Winner	0	Shootout Winner	1
TOTAL	74	TOTAL	91	TOTAL	165
PER GAME	2.18	PER GAME	2.68	PER GAME	2.43
Shots For		Shots For		Shots For	
1st Period	431	1st Period	393	1st Period	824
2nd Period	407	2nd Period	383	2nd Period	790
3rd Period	225	3rd Period	409	3rd Period	634
Overtime	8	Overtime	8	Overtime	16
TOTAL	1071	TOTAL	1193	TOTAL	2264
PER GAME	31.50	PER GAME	35.09	PER GAME	33.29
Shots Against		Shots Against		Shots Against	
1st Period	217	1st Period	381	1st Period	598
2nd Period	265	2nd Period	312	2nd Period	577
3rd Period	264	3rd Period	291	3rd Period	555
Overtime	6	Overtime	12	Overtime	18
TOTAL	752	TOTAL	996	TOTAL	1748
PER GAME	22.12	PER GAME	29.29	PER GAME	25.71
Power Play		Power Play		Power Play	
Goals	40	Goals	27	Goals	67
Opportunity	123	Opportunity	108	Opportunity	231
Percentage	32.5%	Percentage	25.0%	Percentage	29.0%
Penalty Kill		Penalty Kill		Penalty Kill	
Goals Allowed	16	Goals Allowed	30	Goals Allowed	46
Opportunity	108	Opportunity	118	Opportunity	226
Percentage	85.2%	Percentage	74.6%	Percentage	79.6%
Faceoffs		Faceoffs		Faceoffs	
Wins	1102	Wins	998	Wins	2100
Losses	785	Losses	916	Losses	1701
Percentage	58.4%	Percentage	52.1%	Percentage	55.2%

PRINCE ALBERT RAIDERS



2025-26 REGULAR SEASON BREAKDOWN

By Day	
Monday	2-0-0-0
Tuesday	6-1-0-0
Wednesday	4-1-1-0
Thursday	1-0-0-0
Friday	20-2-1-1
Saturday	18-3-3-0
Sunday	4-0-0-0
By Month	
September	3-0-1-0
October	6-0-2-0
November	8-2-1-0
December	8-3-0-0
January	11-2-0-0
February	9-1-1-1
March	7-2-0-0
April	0-0-0-0
Back To Back Games	
First Game	15-2-1-1
Second Game	13-3-3-0
Three Games in Three Nights	
First Game	3-1-0-0
Second Game	3-1-0-0
Third Game	4-0-0-0

Situational Record	
Home	26-4-3-1
Away	26-6-2-0
Overtime	3-5
Shootout	3-1
Leading After 1st	38-3-2-1
Trailing After 1st	6-3-2-0
Tied After 1st	9-3-1-0
Leading After 2nd	42-3-1-0
Trailing After 2nd	3-4-3-0
Tied After 2nd	7-2-1-1
Outshooting Opp.	41-6-5-0
Outshot by Opp.	10-4-0-1
Even Shots	1-0-0-0
1 Goal Game	13-5-5-1
2 Goal Game	7-2-0-0
3+ Goal Game	32-3-0-0
Scoring 3 or Less	7-9-4-1
Scoring 4 or More	42-1-1-0
Allow 3 or Less	42-3-3-1
Allow 4 or More	10-7-2-0
Scoring First	40-5-2-1
Not Scoring First	12-5-3-0



PRINCE ALBERT RAIDERS

2025-26 REGULAR SEASON GAME-BY-GAME

DATE	OPP.	RESULT	RAIDERS GOALS	OPPOSITION GOALS	PA PP	OPP. PP	RECORD	PTS
Sep. 19	vs SAS	4-2 W	Oiring, Rudolph (PP), Meunier , Chenier (EN)	Petr (PP), Olsen	1/2	1/7	1-0-0-0	2
Sep. 20	at SAS	3-2 OTL	Dube, Dube (PP)	Calvert, Calvert (PP), Klimpke	1/3	1/3	1-0-1-0	3
Sep. 26	at REG	6-4 W	Dube (PP), Corkish (PP), Harvey, Oiring, Rudolph , Heise (EN)	Maze, Brown, Klassen, Hamilton	2/4	1/2	2-0-1-0	5
Sep. 27	at BDN	5-4 OTW	Smith, Lodewyk, Meunier, Heise (PP), Oiring	Jacobson, Surkan (PP), Johnson, Surkan	1/5	1/1	3-0-1-0	7
Oct. 4	vs RD	4-1 W	Meunier, Sivertson , Harvey, Dube (PP)	Gard	1/5	0/8	4-0-1-0	9
Oct. 8	vs VAN	6-0 W	Sarkenov , Christensen (PP), Christensen (PP), Heise (PP), Harvey, Sivertson		3/6	0/2	5-0-1-0	11
Oct. 10	vs KAM	5-2 W	Smith, Christensen, Heise , Boychuk, Kostiuik (EN)	Behm, Cooper	0/3	0/2	6-0-1-0	13
Oct. 17	vs REG	6-5 W	Oiring, Sivertson (PP), Oiring, Corkish, Smith, Smith	Fawcett (PP), Eglund (SH), McNutt (PP), Paull, Fawcett	1/3	2/5	7-0-1-0	15
Oct. 18	vs EDM	3-2 OTL	Boychuk, Kelly	Jecho, Iginla, MacKenzie	0/3	0/2	7-0-2-0	16
Oct. 24	vs SC	4-0 W	Corkish , Oiring, Heise, Meunier		0/4	0/4	8-0-2-0	18
Oct. 25	at SC	5-0 W	Rudolph (PP) , Sarkenov, Dube, Sarkenov (PP), Sivertson (PP)		3/4	0/2	9-0-2-0	20
Oct. 31	vs CGY	3-2 OTL	Heise, Meunier	Moore, Wilke, Dach	0/2	0/3	9-0-3-0	21
Nov. 1	vs MJ	6-4 W	Heise, Heise, Howe (PP), Rudolph, Sivertson , Heise (EN)	McFadden, McFadden, Lakovic, Degagne	1/2	0/2	10-0-3-0	23
Nov. 5	at LET	2-1 W	Dube, Kostiuk	Smith	0/1	0/1	11-0-3-0	25
Nov. 7	at SPO	5-2 W	Rudolph, Sivertson, Corkish , Burrett, Sarkenov (EN)	Armstrong, Preston	0/3	0/3	12-0-3-0	27
Nov. 8	at TC	6-2 L	Boychuk, Christensen	Mykichuk, Koch, Vanacek (PP) , Virk (PP), Garland (PP), Pavao	0/2	3/5	12-1-3-0	27
Nov. 11	at EVT	4-1 W	Smith, Dube , Smith, Oiring	Gould	0/6	1/5	13-1-3-0	29
Nov. 12	at POR	4-2 W	Smith, Sarkenov (PP), Dube , Sarkenov	Weiermair, Spehar	1/4	0/5	14-1-3-0	31
Nov. 14	at SEA	5-4 OTW	Oiring, Rudolph (PP), Kostiuik, Oiring, Dube	England, Dunn, Martorana, Mayes	1/4	2/4	15-1-3-0	33
Nov. 15	at WEN	4-3 OTL	Cripps, Smith, Burrett	Vanek, Shcherbina, McCagherty, Joudrey	0/4	1/2	15-1-4-0	34
Nov. 21	vs BDN	4-1 W	Man, Heise (PP) , Cripps, Boychuk	Mistelbacher	1/8	1/5	16-1-4-0	36
Nov. 28	at BDN	2-1 W	Christensen, Sivertson	Johnson	0/2	0/3	17-1-4-0	38
Nov. 29	vs MH	3-2 L	Sivertson, Rudolph (PP)	Steen, Woo, McCann	1/4	1/2	17-2-4-0	38
Dec. 3	at MH	7-1 L	Heise	Volotovskii, Pickford , L. Ruck, Neutens, McCann (PP), Pickford (PP), Woo	0/2	2/5	17-3-4-0	38
Dec. 5	at CGY	3-2 L	McCagherty, Sivertson	Pisarczyk, Dach, Hamilton	1/3	1/2	17-4-4-0	38
Dec. 6	at RD	7-3 W	Sivertson, McCagherty, Bibeau, Rudolph (PP) , Oiring (PP), Heise (PP), Corkish (EN)	MacSwain, Yellowaga, Mikes	3/4	1/2	18-4-4-0	40
Dec. 7	at EDM	4-3 OTW	Heise (PP), McCagherty, Rudolph, Rudolph (PP)	Iginla, MacKenzie, Andersen	2/4	1/4	19-4-4-0	42
Dec. 12	at SC	7-4 W	Corkish, Kelly, Heise, Rudolph, Corkish , Dube, Oiring (EN)	Rondeau, Wilke, Gauchier, Wilke	0/2	2/5	20-4-4-0	44
Dec. 13	vs LET	5-1 W	Oiring, Rudolph (PP) , Meunier, Kelly, Oiring	Berge	1/5	0/4	21-4-4-0	46
Dec. 14	at SAS	5-4 W	Rudolph, Dube (PP), Cripps, Christensen, Smith	Harsanyi, Mathies, Doyle, Sobry	1/2	1/4	22-4-4-0	48
Dec. 17	at REG	5-4 L	Chenier, Rudolph (PP), Howe, Christensen (SH)	Lansard, Lansard (PP), Brown, McNutt, Miette (PP)	1/5	2/4	22-5-4-0	48
Dec. 19	vs KEL	8-3 W	Burrett, Christensen (PP), Gorzynski (PP), Sivertson, Gorzynski, Boychuk (PP), Oiring (PP), Gorzynski (PP)	Wetsch, Kehrig, Gerwing	5/9	0/2	23-5-4-0	50
Dec. 27	at SC	7-1 W	Rudolph, Dube , Boychuk, Sarkenov, Rudolph, McCagherty, Burrett	Wilke	1/2	0/5	24-5-4-0	52
Dec. 29	vs SC	8-0 W	Oiring (PP) , Sarkenov (PP), Rudolph, Christensen, Heise (PP), Sivertson (PP), Chenier, Sivertson (PP)		5/7	0/1	25-5-4-0	54
Jan. 2	vs REG	9-2 W	McCagherty, Corkish, Oiring (PP) , Dube, Dube (PP), Sivertson, Heise, Christensen, Boychuk	Moore (PP), Eglund (SH)	2/4	1/3	26-5-4-0	56
Jan. 3	at REG	5-2 W	Dube, Gorzynski, Heise (PP) , Dube (EN), Dube (EN)	Karimov (PP), Lansard (PP)	1/2	2/4	27-5-4-0	58
Jan. 9	vs SC	6-1 W	Rudolph (PP), Christensen (PP) , Oiring (PP), Heise (PP), Corkish, Dube	Rudolph	4/5	0/3	28-5-4-0	60
Jan. 10	vs EDM	5-3 L	Corkish, Cootes, Heise	Sawchyn, Fiddler, Ta'amu, Holinka , Curran (EN)	0/2	0/2	28-6-4-0	60
Jan. 13	vs BDN	5-2 W	Rudolph (PP), Burrett, Boychuk , Corkish, Dube	Mistelbacher, Burzynski	1/5	0/3	29-6-4-0	62
Jan. 16	at LET	3-1 W	Sivertson, Sarkenov , Gorzynski	Heger	0/0	1/2	30-6-4-0	64
Jan. 17	at MH	8-5 W	Rudolph, Heise, McCagherty, Heise, Sarkenov, Heise, McCagherty (EN), Cootes (EN)	L. Ruck, Woo, Stengrim, M. Ruck, Cozens	0/3	0/3	31-6-4-0	66
Jan. 20	vs VIC	12-2 W	Christensen (PP), Dube, Sarkenov , Oiring, Gorzynski, Smith, Howe, Heise, Boychuk, Oiring, Man, Sivertson	McKamey, Brown	1/3	0/3	32-6-4-0	68
Jan. 22	at MJ	3-2 SOW	Cootes, Gorzynski, Oiring SO winner	Semenuik, Carter	1/4	1/3	33-6-4-0	70
Jan. 23	at SC	6-1 W	Sivertson, Sarkenov , Cootes, Corkish, Heise, Rudolph	Wilke (PP)	0/6	1/5	34-6-4-0	72
Jan. 24	vs MH	5-1 W	Gorzynski, Gorzynski (PP) , Oiring, Cripps (PP), Oiring (PP)	L. Ruck	3/5	1/3	35-6-4-0	74
Jan. 27	at MJ	4-3 W	McCagherty, Sarkenov, Gorzynski (PP), Howe	Ziprick (PP), McFadden, McFadden (PP)	1/5	2/2	36-6-4-0	76
Jan. 31	vs SAS	4-0 L		Lewandowski , Williams, Willhoft, Harsanyi	0/3	1/4	36-7-4-0	76
Feb. 1	at SAS	3-1 W	Harvey, Oiring (PP) , Cootes (EN)	Lewandowski	1/4	0/4	37-7-4-0	78
Feb. 4	vs CGY	5-4 OTL	Oiring, Harvey, McCagherty, Cootes	Dach (PP), Maze, Aura, Moore, Maze	0/3	1/3	37-7-5-0	79
Feb. 6	vs LET	6-0 W	Kelly , Rudolph (PP), Cootes, Oiring (SH), Oiring, Sarkenov		1/2	0/3	38-7-5-0	81
Feb. 7	vs BDN	5-2 W	Kelly, Howe, Cootes , Sarkenov, Oiring (PP)	Bhathal, Allard (PP)	1/4	1/2	39-7-5-0	83
Feb. 10	vs REG	5-2 W	Sivertson, Rudolph, Christensen (PP) , Cootes, Gorzynski (EN)	Derkatch, McNutt	1/3	0/1	40-7-5-0	85
Feb. 13	at BDN	4-3 L	Sivertson, Boychuk (PP), Burrett	Mistelbacher, Johnson (PP), Gleason, Jacobson (PP)	1/2	2/7	40-8-5-0	85
Feb. 14	vs SAS	5-4 SOW	Harvey, Gorzynski, Boychuk, Sivertson, Oiring SO winner	Laing, Lewandowski, Bowtell, Parr	0/2	1/3	41-8-5-0	87
Feb. 16	vs MJ	6-1 W	Cripps, Rudolph (PP) , Burrett, Smith, Sarkenov, Harvey (PS)	Thorpe (PP)	1/3	1/3	42-8-5-0	89
Feb. 20	at MJ	6-2 W	McCagherty, Gorzynski, Harvey , Sarkenov, Cootes (EN), Clarke	Thorpe, Semenuik (SH)	0/3	0/1	43-8-5-0	91
Feb. 21	vs SC	4-1 W	McCagherty, Gorzynski , Oiring (PP), Burrett	Moen	1/2	0/2	44-8-5-0	93
Feb. 27	vs PEN	3-2 SOL	Cootes (PP), Sivertson	Danis, Stevenson (PP), Wermann SO winner	1/1	1/4	44-8-5-1	94
Feb. 28	vs PG	4-3 W	Rudolph, Christensen, Sivertson, Boychuk	Kozicky, Gizowski, Gizowski (PP)	0/4	1/5	45-8-5-1	96
Mar. 3	vs RD	4-3 L	Sarkenov, Dube, McCagherty	Chichkin, Hamilton, Mikes (PP), Kuzma	0/5	1/4	45-9-5-1	96
Mar. 6	at CGY	3-1 W	Harvey, Heise , Rudolph	Lodewyk	0/1	0/3	46-9-5-1	98
Mar. 7	at RD	3-1 L	Christensen	Hamilton (PP), DeWitt , Mikes (EN)	1/4	1/6	46-10-5-1	98
Mar. 8	at EDM	4-3 W	Rudolph, Christensen, Heise (PP), Oiring (SH)	Hanson, Sawchyn, Sothoran	1/3	0/4	47-10-5-1	100
Mar. 13	vs MJ	11-0 W	McCagherty, Rudolph (PP), Harvey, Sarkenov, Heise (PP), Harvey, McCagherty, Sivertson, Cripps, Cootes, Harvey		2/3	0/1	48-10-5-1	102
Mar. 14	at REG	2-1 SOW	Heise, Harvey SO winner	Lansard	0/1	0/2	49-10-5-1	104
Mar. 17	vs REG	8-4 W	Harvey, Cootes, Boychuk, Sivertson, Sarkenov , Dube, Heise, Harvey	Paull, Fawcett, Hamilton (PP), Miette	0/2	1/3	50-10-5-1	106
Mar. 20	vs SAS	4-0 W	Cootes , Boychuk, Christensen, Christensen		1/2	0/4	51-10-5-1	108
Mar. 21	at SAS	4-0 W	Sarkenov , Sivertson (PP), Dube, Dube (PP)		2/5	0/5	52-10-5-1	110

Bolded name denotes scorer of game-winning goal



PRINCE ALBERT RAIDERS

MULTI-POINT GAMES (with PA)

No.	Name	MULTIPLE GOALS			MULTIPLE ASSISTS			MULTIPLE POINTS				
		2	3	4	2	3	4	2	3	4	5+	
5	Man, Matyas*							1				
6	Kelly, Benett*				4			6				
7	Christensen, Justice	2			4	2		9	1	2		
8	Clarke, Hubert*											
10	Rudolph, Daxon	2			11	1		19	3	1		
11	Burrett, Linden				3	1		4	1			
12	Cripps, Brock*				3		1	3		1		
14	Heise, Max*		2		5			13	2		1	
15	Dube, Brayden	3	1		4			13	2			
17	McCagherty, Maddix	2			8			7		2		
19	Oiring, Aiden	6			8	1		12	5	2		
20	Harvey, Ben*	1	1			1		1			1	
21	Smith, Evan	2			2			8				
22	Howe, Connor*							1				
23	Boychuk, Riley				9			13	11			
24	Sarkenov, Alisher*	2			3			14				
28	Sivertson, Jonah	1			3	2		8	1	2		
29	Gorzynski, Brandon	1	1		5			6	2		1	
32	Corkish, Owen*	1			3			5	1			
34	Cootes, Braeden				8	1		10	3	1		



PRINCE ALBERT RAIDERS

2025-26 THREE STAR TRACKER

OVERALL WITH PRINCE ALBERT						OVERALL WITH PRINCE ALBERT AT HOME					
NO.	PLAYER	1ST	2ND	3RD	TOTAL	NO.	PLAYER	1ST	2ND	3RD	TOTAL
5	Man, Matyas	1			1	5	Man, Matyas	1			1
6	Kelly, Benett	1	1	1	3	6	Kelly, Benett	1	1		2
7	Christensen, Justice	4	2	2	8	7	Christensen, Justice	4	2	1	7
8	Clarke, Hubert				0	8	Clarke, Hubert				0
10	Rudolph, Daxon	4	5	5	14	10	Rudolph, Daxon	1	2	1	4
11	Burrett, Linden	1	1	1	3	11	Burrett, Linden	1		1	2
12	Cripps, Brock				0	12	Cripps, Brock				0
14	Heise, Max	4	2	5	11	14	Heise, Max	2	1	3	6
15	Dube, Brayden		5	3	8	15	Dube, Brayden		1	1	2
17	McCagherty, Maddix		2	1	3	17	McCagherty, Maddix		1		1
19	Oiring, Aiden	5	4	4	13	19	Oiring, Aiden	4	3	2	9
20	Harvey, Ben	1	1		2	20	Harvey, Ben	1	1		2
21	Smith, Evan	3	1	1	5	21	Smith, Evan	1	1	1	3
22	Howe, Connor			2	2	22	Howe, Connor			2	2
23	Boychuk, Riley	4	1	2	7	23	Boychuk, Riley	4	1	2	7
24	Sarkenov, Alisher	2	3	1	6	24	Sarkenov, Alisher		2		2
28	Sivertson, Jonah	3	3	3	9	28	Sivertson, Jonah	3	2	2	7
29	Gorzynski, Brandon	4	1	1	6	29	Gorzynski, Brandon	3		1	4
32	Corkish, Owen	2		1	3	32	Corkish, Owen	1		1	2
30	Orsulak, Michal	2	2	4	8	30	Orsulak, Michal	1	2	4	7
34	Cootes, Braeden	3	3	1	7	34	Cootes, Braeden	3	2	1	6
35	Bass, Steele	1	2	3	6	35	Bass, Steele		1	2	3



PRINCE ALBERT RAIDERS

VERSUS OPPONENTS

TEAM	GP	RECORD	GF	GA	PP	PP%	PK	PK%	SHGFSHGA	FO	FO%
Brandon Wheat Kings	6	5 - 1 - 0 - 0	24	14	5 / 26	19.2%	17 / 21	81.0%	0 0	194 - 124	61.0%
Moose Jaw Warriors	6	6 - 0 - 0 - 0	36	12	6 / 20	30.0%	8 / 12	66.7%	0 1	208 - 130	61.5%
Regina Pats	8	7 - 1 - 0 - 0	45	25	8 / 24	33.3%	15 / 24	62.5%	1 2	252 - 220	53.4%
Saskatoon Blades	8	6 - 1 - 1 - 0	27	18	7 / 23	30.4%	28 / 33	84.8%	0 0	237 - 189	55.6%
Swift Current Broncos	8	8 - 0 - 0 - 0	47	8	14 / 30	46.7%	24 / 27	88.9%	0 0	256 - 193	57.0%
EAST DIVISION	36	32 - 3 - 1 - 0	179	77	40 / 123	32.5%	92 / 117	78.6%	1 3	1147 - 856	57.3%
Calgary Hitmen	4	1 - 1 - 2 - 0	11	12	1 / 9	11.1%	9 / 11	81.8%	0 0	92 - 112	45.1%
Edmonton Oil Kings	4	2 - 1 - 1 - 0	13	13	3 / 12	25.0%	11 / 12	91.7%	1 0	129 - 95	57.6%
Lethbridge Hurricanes	4	4 - 0 - 0 - 0	16	3	2 / 8	25.0%	9 / 10	90.0%	1 0	117 - 86	57.6%
Medicine Hat Tigers	4	2 - 2 - 0 - 0	16	16	4 / 14	28.6%	9 / 13	69.2%	0 0	121 - 117	50.8%
Red Deer Rebels	4	2 - 2 - 0 - 0	15	11	5 / 18	27.8%	17 / 20	85.0%	0 0	128 - 124	50.8%
CENTRAL DIVISION	20	11 - 6 - 3 - 0	71	55	15 / 61	24.6%	55 / 66	83.3%	2 0	587 - 534	52.4%
OVERALL	56	43 - 9 - 4 - 0	250	132	55 / 184	29.9%	147 / 183	80.3%	3 3	1734 - 1390	55.5%

TEAM	HOME	AWAY
East Division	17-1-0-0	15-2-1-0
Brandon	3-0-0-0	2-1-0-0
Moose Jaw	3-0-0-0	3-0-0-0
Regina	4-0-0-0	3-1-0-0
Saskatoon	3-1-0-0	3-0-1-0
Swift Current	4-0-0-0	4-0-0-0
Central Division	4-3-3-0	7-3-0-0
Calgary	0-0-2-0	1-1-0-0
Edmonton	1-0-1-0	1-1-0-0
Lethbridge	2-0-0-0	2-0-0-0
Medicine Hat	1-1-0-0	1-1-0-0
Red Deer	1-1-0-0	1-1-0-0

TEAM	HOME	AWAY
B.C. Division	5-0-0-1	0-0-0-0
Kamloops	1-0-0-0	0-0-0-0
Kelowna	1-0-0-0	0-0-0-0
Penticton	0-0-0-1	0-0-0-0
Prince George	1-0-0-0	0-0-0-0
Vancouver	1-0-0-0	0-0-0-0
Victoria	1-0-0-0	0-0-0-0
U.S. Division	0-0-0-0	4-1-1-0
Everett	0-0-0-0	1-0-0-0
Portland	0-0-0-0	1-0-0-0
Seattle	0-0-0-0	1-0-0-0
Spokane	0-0-0-0	1-0-0-0
Tri-City	0-0-0-0	0-1-0-0
Wenatchee	0-0-0-0	0-0-1-0

RED DEER REBELS

2026 WHL PLAYOFFS

TEAM ROSTER

As of MARCH 26, 2026

FORWARDS															
#	Player	Pos	Shoots	Ht	Wt	DOB	Hometown	2024-25 TEAM	GP	G	A	P	PIM	NHL Draft	
8	Temple, Cole	C	L	5'10	168	3/20/07	Brandon, MB	Regina Pats/Everett Silvertips (WHL)	64	17	25	42	34	Eligible 2026	
9	Kuzma, Cameron	C	L	6'2	195	7/17/08	St. Albert, AB	Regina Pats (WHL)	23	4	6	10	37	Eligible 2026	KOOZ-muh
10	* Peterson, Grayden	LW	L	6'0	178	8/27/09	West Fargo, ND, USA	West Fargo High (USHS-ND)	27	9	14	23	22	Eligible 2027	
11	* Andersen, Poul	RW	R	6'1	186	6/1/07	St. Louis Park, MN, USA	Sherwood Park Crusaders (BCHL)	51	29	30	59	23	Eligible 2026	Paul
12	** Yaremko, Tyson	LW	L	6'0	181	8/8/05	Saskatoon, SK	Portland Winterhawks (WHL)	35	14	16	30	30	Free Agent	yuh-REM-ko
14	Varga, Kalder	RW	R	6'0	176	6/24/08	Geneva, IL, USA	Kelowna Rockets (WHL)	34	8	3	11	23	Eligible 2026	VAR-guh
15	* DeWitt, Owen	LW	L	6'3	200	2/21/07	Sicamous, BC	Langley Rivermen (BCHL)/Camrose Kodiaks (AJHL)	40	4	9	13	26	Eligible 2026	
16	AP Arcand-Vandale, Cash	LW	L	6'1	185	1/28/09	Saskatoon, SK	Saskatoon Contacts U18 AAA (SMAAAHL)	29	4	14	18	8	Eligible 2027	
18	Lodge, Kohen	LW	L	5'10	191	10/5/08**	Red Deer, AB	Saskatoon Blades (WHL)	24	4	2	6	11	Eligible 2027	
19	AP Turchak, Chace	C	R	5'11	160	2/6/10	Calgary, AB	Calgary Bisons U15 AAA (AEHL)	32	24	28	52	18	Eligible 2028	TUR-chak
20	Sopiarz, Patrick	RW	R	6'0	190	3/5/08	Edmonton, AB	Prince George Cougars	50	2	1	3	40	Eligible 2026	SOAP-ee-arz
21	Hamilton, Beckett	RW	R	5'11	173	3/28/08	Saskatoon, SK	Red Deer Rebels (WHL)	67	14	11	25	24	Eligible 2026	
24	* MacSwain, Landon	LW	L	6'3	197	8/27/07	Anchorage, AK, USA	Chicago Mission 18U AAA	42	10	12	22	45	Eligible 2026	
26	** Brigley, Talon	RW	R	5'11	176	2/16/05	Red Deer, AB	Red Deer Rebels (WHL)	68	9	19	28	16	Free Agent	TAL-un
27	* Mikeš, Matěj	RW	R	6'3	213	2/17/07	Karlovy Vary, Czechia	RoKi U20 (Finland)	28	4	6	10	28	Eligible 2026	muh-TAY MIKES

DEFENCEMEN															
#	Player	Pos	Shoots	Ht	Wt	DOB	Hometown	2024-25 TEAM	GP	G	A	P	PIM	NHL Draft	
2	** Chichkin, Aleksey	D	L	6'5	221	7/21/05	Vancouver, BC	Regina Pats/Prince George Cougars (WHL)	60	4	7	11	74	Free Agent	CHICH-kin
3	Missura, Jake	D	R	5'10.5	178	6/7/08	Saskatoon, SK	Red Deer Rebels (WHL)	63	0	11	11	38	Eligible 2026	mizz-URR-uh
4	* Dillard, Cameron	D	R	6'4	218	5/15/08	Flower Mound, TX, USA	Dallas Stars Elite 16U AAA	57	1	28	29		Eligible 2026	DILL-urd
5	* Kamas, Jiří	D	R	6'1	187	3/4/08	Plzen, Czechia	HC Plzeň U20	30	0	9	9	6	Eligible 2026	YUR-ee KUH-muss
6	* Chadi, Noah	D	L	6'0	167	1/20/08	Edmonton, AB	Grande Prairie Storm (AJHL) *this season	26	5	8	13	47	Eligible 2026	CHAD-ee
7	* Yellowwaga, Nate	D	L	5'11	164	3/9/08	Calgary, AB	Brooks Bandits (BCHL)	48	2	10	12	33	Eligible 2026	yellow-AH-guh
17	* Lisy, Matus	D	L	6'1	191	6/15/07	Bratislava, Slovakia	HK Nitra U20 (Slovakia)	19	3	25	28	29	Eligible 2026	muh-TOOSH LEE-see
25	AP Wolitski, Nolan	D	L	6'4	184	3/27/10	St. Albert, AB	Northern Alberta Xtreme U15 Prep (CSSHL)	29	8	40	48	74	Eligible 2028	woe-LIT-skee

GOALTENDERS															
#	Player	Pos	Catches	Ht	Wt	DOB	Hometown	2024-25 TEAM	GP	GAA	S%	SO	Record	NHL Draft	
31	Shore, Peyton	G	L	6'2	178	7/21/08	Winnipeg, MB	Red Deer Rebels (WHL)	17	3.62	.869	1	7-7-1-0	Eligible 2026	
35	* Kondro, Matthew	G	L	6'0.5	169	12/06/07**	St. Albert, AB	Drumheller Dragons (AJHL)	26	2.90	.904	1	14-5-4	Eligible 2026	KAWN-dro

* Rookie **Overage Player AP-Affiliated Player **Late Birthday

TEAM STAFF

Owner/President/General Manager: Brent Sutter
Head Coach: Marc Habscheid
Assistant Coach: Mike Egner
Assistant Coach: Clayton Jardine
Assistant/Skills Coach: Erik Lodge
Director of Goaltending/Goalie Coach: Ian Gordon

Director of Player Personnel: Jamie Novakoski
Hockey Operations Manager: Arie Postmus
Equipment Manager: Dave "Radar" Horning
Athletic Therapist: Terence Robertson
Director of High Performance and Fitness: Colleen Manning
Dressing Room Attendant: Mikel McIver





RED DEER REBELS vs. PRINCE ALBERT RAIDERS

FRIDAY, MARCH 27, 2026 – ART HAUSER CENTRE – PRINCE ALBERT, SK
WHL EASTERN CONFERENCE QUARTERFINALS – GAME 1 (SERIES TIED 0-0)

SERIES SETUP

This is the third-ever playoff meeting between the Red Deer Rebels and Prince Albert Raiders. The previous two series both ended in four-game sweeps with Red Deer winning in 2013 and Prince Albert in 2019. The 2025-26 regular season series saw each club win twice with Red Deer winning the two most recent meetings earlier in March.

Series Schedule

Game 1 - Friday, March 27 Red Deer at Prince Albert 7:00 PM CST
 Game 2 - Saturday, March 28 Red Deer at Prince Albert 7:00 PM CST
 Game 3 - Tuesday, March 31 Prince Albert at Red Deer 7:00 PM MDT
 Game 4 - Wednesday, Apr 1 Prince Albert at Red Deer 7:00 PM MDT

* Game 5 - Friday, April 3 Red Deer at Prince Albert 7:00 PM CST
 * Game 6 - Sunday, April 5 Prince Albert at Red Deer 4:00 PM MDT
 * Game 7 - Tuesday, April 7 Red Deer at Prince Albert 7:00 PM CST

2025-26 Regular Season Series

Prince Albert 1 @ Red Deer 3 (Mar 7)
 Prince Albert 7 @ Red Deer 3 (Dec 6)

Red Deer 4 @ Prince Albert 3 (Mar 3)
 Red Deer 1 @ Prince Albert 4 (Oct 4)

#	Player	GP	G	A	PTS	PIM	+/-	
27	Matej Mikes	3	3	2	5	4	1	Goals For - 11
11	Poul Andersen (EDM/RD)	4	1	3	4	0	0	Goals Against - 15
21	Beckett Hamilton	4	2	0	2	2	-1	
2	Aleksey Chichkin	3	1	1	2	6	1	Power Play - (3/20) 15%
9	Cameron Kuzma (SEA/RD)	3	1	1	2	2	-1	Penalty Kill - (5/18) 72.2%
7	Nate Yellowwaga	4	1	1	2	2	0	
26	Talon Brigley	4	0	2	2	2	-1	Shots For - 94
35	Matthew Kondro	3	0	2	2	4	0	Shots Against - 148

#	Goalie	GP	W	L	OTL	SL	MIN	GA	GAA	SV%
35	Matthew Kondro	3	2	1	0	0	177:24	10	3.38	0.916

2025-26 REGULAR SEASON - TEAM STATS

Record: 26-36-4-2 – 58 points

Home: 13-18-3-0

Away: 13-18-1-2

Power Play: (49/247) 19.8%

Penalty Kill: (71/258) 72.5%

Shorthanded Goals For/Against: 3-8

Record by Month: Sept 1-2-0-0 Oct 3-7-0-2 Nov 5-3-1-0 Dec 1-7-1-0 Jan 6-8-0-0 Feb 6-5-0-0 March 4-4-2-0

Record by Division: Central 10-19-2-1 East 13-9-1-1 B.C. 2-4-0-0 U.S. 1-4-1-0

SCORING	1ST	2ND	3RD	OT	SO	TOTAL	SHOTS	1ST	2ND	3RD	OT	TOTAL
Rebels	61	59	71	6	1	198	Rebels	669	693	653	26	2041
Opp.	81	99	80	4	2	266	Opp.	738	739	664	26	2167

SHOTS	WIN	LOSS	FIRST GOAL	WIN	LOSS
Outshooting	14	14	Rebels	13	10
Outshot	11	28	Opp.	13	32
Tied	1	0			

2025-26 REGULAR SEASON - TEAM LEADERS

Goals: Andersen (25)

Plus/Minus: MacSwain (+6)

Power Play Goals: Andersen, Varga (7)

Shorthanded Goals: Brigley, Hamilton, Mikes (1)

First Goals: Andersen, Hamilton, Kuzma (3)

Overtime Goals: Hamilton (2)

Goals Against Average: Kondro (3.49)

Assists: Hamilton (38)

PIM: Sopiaryz (87)

Power Play Assists: Hamilton (22)

Shorthanded Assists: Lodge (1)

Insurance Goals: Brigley (3)

Shooting %: MacSwain (18.2%)

Save Percentage: Kondro (.893)

Points: Hamilton (62)

Shots on Goal: Hamilton (261)

Game Winning: Hamilton, MacSwain (3)

Shorthanded Points: Four Players (1)

Shootout Goals: Hamilton (2)


Shootout Winning Goals:

Wins: Kondro (19) **Shutouts:** Kondro, Shore (1)


RED DEER REBELS

HOW THE REBELS ARE BUILT (*CHL Import Draft **U.S. Priority Draft Affiliated Players not listed)

DRAFT (8)




Brigley Hamilton Kondro Lisy*



Mikes* Missura Shore Yellowwaga

TRADE (10)




Andersen Chichkin Dillard Kamas Kuzma




Lodge Sopiartz Temple Varga Yaremko

SIGNED/FREE AGENT (4)



Chadi DeWitt



MacSwain Peterson

BIRTH YEAR
2005 – 3
2006 – 0
2007 – 7
2008 – 11
2009 – 1

COUNTRY
Canada – 14
USA – 5
Czechia – 2
Slovakia – 1

PROVINCE/STATE

Alberta – 7	Saskatchewan – 3
BC – 2	Manitoba – 2
Alaska – 1	Illinois – 1
Minnesota – 1	North Dakota – 1
Texas – 1	Europe – 3

2025-26 PLAYER MILESTONES

<p>Sept. 19 vs EDM – 1st WHL Game (Nate Yellowwaga, Keith McInnis, Grayden Peterson, Matus Lisy, Owen Shadrick, Landon MacSwain, Zane Torre) Sept. 19 vs EDM – 1st WHL Goal (Keith McInnis) Sept. 27 vs. LET – 1st WHL Goal (Owen Shadrick) Oct 3 at SAS – 1st WHL Point (Nate Yellowwaga) Oct 11 at LET – 1st WHL Goal (Landon MacSwain) Oct. 22 at SC – 1st WHL Point (Zane Torre) Oct. 24 vs. REG – 1st WHL Win (Matthew Kondro) Nov 7 at REG – 50th career goal (Talon Brigley) Nov. 21 vs. MH – 1st Goal (Nate Yellowwaga) Nov. 28 vs. EDM – 1st Game (Cash Arcand-Vandale, Owen DeWitt) Dec. 3 at LET – 1st Point and 1st Goal (Matej Mikes) Dec. 16 vs. BDN – 1st Game (Chace Turchak) Dec. 30 vs. MH – 150th Game (Aleksey Chichkin) Jan 3 vs. SEA – 100th Game (Jake Missura) Jan. 17 vs. LET – 1st WHL Shutout (Kondro) Jan. 31 at VIC – 100th Game (Cameron Kuzma) Mar. 14 vs. CGY – 1st WHL Hat Trick (Kalder Varga)</p>	<p>Sept. 20 at EDM – 1st WHL Game (Nikolas Ferry), 1st WHL Start (Matthew Kondro) Sept. 27 vs. LET – 1st WHL Point (Grayden Peterson) Oct. 7 vs. LET – 1st WHL Goal (Matus Lisy) Oct. 18 vs. SPO – 100th WHL Game (Chase Wutzke) Oct. 22 at SC – 1st WHL OT Goal (Matthew Gard) Nov. 5 at EDM – 150th WHL Game (Samuel Drancak) Nov. 11 at BDN – 1st Game (Matej Mikes) Nov. 21 vs. MH – 150th Game (Ty Coupland) Nov. 30 at CGY – 1st Point (Owen DeWitt) Dec. 5 at EDM – 100th Game (Luke Vlooswyk) Dec. 16 vs. BDN – 100th Game (Beckett Hamilton) Jan. 3 vs. SEA – 1st Goal (Noah Chadi) Jan 10 at SC – 300th Game (Talon Brigley) Jan. 31 at VIC – 1st WHL Goal (Jake Missura) Feb. 7 vs. MJ – 100th Game (Patrick Sopiartz)</p>
--	---

2025-26 TEAM AWARD WINNERS

Three Star Award – Beckett Hamilton and Matthew Kondro
 Players' Award – Talon Brigley
 Plus-Minus Award – Landon MacSwain
 Scholastic Player of the Year – Landon MacSwain
 Hampton Inn & Suites Leading Scorer – Beckett Hamilton

Darcy Robinson Most Underrated Player Award – Poul Andersen
 Defenceman of the Year – Aleksey Chichkin
 Humanitarian Award – Talon Brigley
 Pattison Media Rookie of the Year Award – Matthew Kondro
 Bearcom Canada Most Valuable Player – Beckett Hamilton

BRIGLEY STANDS ALONE

Talon Brigley has played a team record 329 regular season games with the Rebels. He surpassed the previous club standard of 301 held by Jonathan Zukiwsky (1993-98) on January 16, 2026, when the Rebels played the Tri-City Americans at the Marchant Crane Centrium. Brigley has played his entire career with the Rebels since being drafted by the club in round two, 24th overall at the 2020 WHL Prospects Draft.



ALRIGHT HAMILTON

Centre Beckett Hamilton played for Team East at the 2026 WHL Prospects Game, February 18 at the Langley Events Centre. Hamilton had an assist in the game as Team East defeated Team West 5-4 in overtime. Hamilton is in his second season with the Rebels after the club selected him in round one, 18th overall at the 2023 WHL Prospects Draft. He is ranked 75th among North American Skaters on the NHL Central Scouting Midterm Rankings for the 2026 NHL Draft.

OVERTIME DOUBLE DIP

Poul Andersen became the first player in Rebels team history to score in overtime in back-to-back games – regular season or playoffs – when he tallied the game winning goals in extra time February 13 versus Medicine Hat and February 15 against Lethbridge.

ON THE RADAR

Five Rebels are among the 76 WHL players included on the NHL Central Scouting Midterm Rankings for the 2026 NHL Draft.

Player (Birth Year)	Position	Ranking (North American Skaters)
Beckett Hamilton ('08)	F	75
Jiri Kamas ('08)	D	128
Kalder Varga ('08)	F	164
Cameron Dillard ('08)	D	195
Cameron Kuzma ('08)	F	211

STAYING IN SCHOOL

All three overage 2005-born Rebels have secured NCAA commitments for 2025-26 – Talon Brigley (Sacred Heart Pioneers), Aleksey Chichkin (Mercyhurst Lakers), Tyson Yaremko (Alaska Fairbanks Nanooks).

BEST IN THE WEST

Two Rebels graduates were named to the USports Canada West Men's Hockey All-Rookie Team for 2025-26 in defencemen Jace Weir (UBC Thunderbirds) and Keaton Dowhaniuk (Grant MacEwan Griffins). Weir played four seasons for the Rebels from 2021-25 while Dowhaniuk played with Red Deer during 2024-25. Meantime, former Rebels defenceman Blake Gustafson (2019-23), now with the University of Alberta Golden Bears, was honoured with the 2026 U SPORTS Dr. Randy Gregg Award, which recognizes excellence in hockey, academics, and community service.

ALUMNI IN THE SHOW

Nine former Red Deer Rebels were named to opening night NHL rosters to begin the 2025-26 regular season:

Arshdeep Bains – VAN	Jake DeBrusk – VAN	Matt Dumba – PIT
Alexander Petrovic – DAL	Haydn Fleury – WPG	Brandon Hagel – TB
Darcy Kuemper – LAK	Josh Mahura – SEA	Ryan Nugent-Hopkins – EDM

GOLDEN (K)NIGHT FOR UCHACZ

Former Rebels captain Kai Uchacz made his NHL debut with the Vegas Golden Knights on February 4, 2026, versus the Vancouver Canucks. Uchacz appeared in 188 games with the Rebels from 2021-24. He scored 106 goals with the club, 4th most in Rebels history, including 50 during the 2022-23 season. He was a two-time winner of the club's most valuable player, top scorer, and humanitarian of the year awards and was the team's rookie of the year in 2021-22.

SILVER LINING

Two Rebels alumni were part of Team Canada' silver medal winning team at the 2026 Olympic Winter Games in Italy – goaltender Darcy Kuemper (2008-11) and forward Brandon Hagel (2015-19). They were among nine WHL graduates on Canada's roster.

MEDALS TO A 'T'

Rebels Athletic Therapist Terence Robertson was part of the staff for Team Canada's gold medal winning squad at the 2025 IIHF World U18 Championship in Texas. He was also on the staff for Canada's gold medal win at the 2024 Hlinka Gretzky Cup in Edmonton and is again for Canada's bronze medal-winning squad at the 2026 World Junior Ice Hockey Championships in Minnesota.

HABBY 600

Rebels head coach Marc Habscheid recorded his 600th regular season coaching win on February 3, 2026, when the Rebels defeated the Prince George Cougars 3-2. He's just the sixth head coach in WHL history to reach the milestone. The Swift Current, SK native is in his first season with the Rebels and 19th as a WHL head coach. Habscheid has won two WHL championships as a head coach – 2003 with the Kelowna Rockets and 2019 with the Prince Albert Raiders – and guided the host Rockets to a Memorial Cup championship win in 2004. Habscheid won the Dunc McCallum Memorial Trophy as WHL Coach of the Year in 2002-03 and 2018-19 and was CHL Coach of the Year in 2003. Habscheid served one season as an Assistant Coach with the Boston Bruins in 2006-07 and recently coached two seasons of pro hockey in Austria. As a player, Habscheid suited up for 148 WHL games for Saskatoon and Kamloops between 1979-83, compiling 276 points. He went on to play 345 NHL games with Edmonton, Minnesota, Detroit, and Calgary. Habscheid has the rare distinction of having both played and coached for Canada at the World Junior Championship, World Men's Championship, and Olympic Winter Games.



JARDINE JOINS STAFF

On July 24, 2025, the Rebels announced the hiring of Clayton Jardine as Assistant Coach. Jardine, who is 34, brings extensive coaching experience to the Rebels that began with the Kindersley Klippers (SJHL) in 2015-16. After one year as an Assistant Coach, he moved on to New England College (NCAA) before returning to the Klippers as Head Coach in 2018-19 and was named SJHL Coach of the Year. Jardine then served four seasons as Head Coach of the Camrose Kodiaks (AJHL) before two more seasons with the Klippers as General Manager and Head Coach (2023-25). Jardine was also a two-time Assistant Coach for Canada West at the World Junior A Hockey Challenge in 2019 and 2022. The Lacombe, Alberta native played for the Red Deer U15 AAA Chiefs in 2005-06 before four seasons each with the Camrose Kodiaks (2007-11) and Merrimack College (NCAA, 2011-15).

NEXT GEN WHL

Five Rebels are following in their father's footsteps by playing in the Western Hockey League – Talon Brigley (Travis), Beckett Hamilton (Lee), Cole Temple (Jeff), Kalder Varga (John), and Nate Yellowaga (Kevin). Temple's grandfather Ted played for the Brandon Wheat Kings from 1967-69. Hamilton's great-uncle Bruce is the longtime owner, president and general manager of the Kelowna Rockets.

CALLED TO THE HALL

The Alberta Hockey Hall of Fame recently announced its class of inductees for 2026. The group includes former Red Deer Rebels assistant coach and colour commentator Mike Moller. Also included are the 2011-12 and 2012-13 Red Deer Optimist Chiefs teams who won back-to-back U18 AAA national championships. Former Red Deer Rebels Colton Bobyk was part of both teams while former Rebels forward Scott Feser was on the 2011-12 squad.

2025 WHL CUP

Six Rebels prospects competed at the 2025 WHL Cup at the Marchant Crane Centrium – tied for most amongst all WHL clubs. Each player was selected by the club at the 2025 WHL Prospects Draft. Four have been named to Team Alberta (D – Nolan Wolitski, F – Chace Turchak, D – Owen Archer, G – Chase Nielsen), and one each to Team Saskatchewan (F – Bronx Becker) and Team Manitoba (F – Dylan Russell).

CIRCLE K CLASSIC

Several Rebels prospects competed at the 2025 Circle K Classic in Calgary. The annual tournament features the top U18 teams from across Canada, United States, and the world. Chace Turchak – Calgary Buffaloes (AEHL), Luke Jamieson – Edge School (CSSHL), Sawyer Holmes – Edmonton Oilers Blue (AEHL), Nolan Wolitski – Northern Alberta Xtreme (CSSHL), Owen Archer (injured) – St. Albert Raider (AEHL), Cash Arcand-Vandale – Warman Wildcats (SMAAAHL), Seth Gutenberg – Warman Wildcats (SMAAAHL), Boris Sigachev – Calgary Flames (AEHL).

WHL DRAFT RECAP

The Rebels made 11 selections at 2025 WHL Prospects Draft. The group of 2010-born players include six forwards, four defencemen, and one goaltender. (*Signed a WHL Scholarship and Development Agreement with Rebels)

Rd	Pick	Player	Pos	Ht	Wt	Hometown	Last Club
1	7	*Nolan Wolitski	D	6'3	179	St. Albert, AB	Northern Alberta Xtreme U15 Prep
2	30	*Chace Turchak	F	5'10	147	Calgary, AB	Calgary CBHA U15 AAA Bisons
2	32	*Owen Archer	D	6'2	189	St. Albert, AB	St. Albert U15 AAA Sabres
3	56	Chase Nielsen	G	5'11	157	Fort MacLeod, AB	Lethbridge Golden Hawks U15 AAA
4	76	Dylan Russell	F	5'8	136	Winnipeg, MB	Winnipeg Wild U15 AAA Red
5	99	Denys Lupandin	D	5'11	170	Saskatoon, SK	Saskatoon Outlaws U15 AA
5	106	Sawyer Holmes	F	5'8	135	Edmonton, AB	Edmonton SSAC U15 AAA
6	122	Soren Saumweber	F	5'10	140	Roseville, MN, USA	Shattuck-St. Mary's Sabres 14U
8	168	Bronx Becker	F	6'0	165	Saskatoon, SK	Saskatoon Outlaws U15 AA
9	191	Ryan Overskei	D	6'6	187	Maple Grove, MN, USA	Minnesota Walleye 14U
10	214	Andrew Nordstrom	F	5'11	168	Beaumont, AB	Leduc Oil Kings U15 AAA

CHL IMPORT DRAFT

The Red Deer Rebels selected two players at the 2025 CHL Import Draft on July 2. With the 19th overall pick in round one, the Rebels selected Czech forward Matej Mikes. The 18-year-old from Karlovy, Czechia played for Roki (Finland U20) and had 10 points in 28 games. He also played for Czechia at the 2025 IIHF U18 World Championship. With the 80th overall pick in round two, the Rebels selected Slovak defenceman Matus Lisy. The 18-year-old from Bratislava, Slovakia played 2024-25 with Nitra (Slovakia U20) and had 28 points in 19 games. Lisy played for Slovakia at the 2024 Hlinka Gretzky Cup and 2025 IIHF U18 World Championship.

U.S. PRIORITY DRAFT

The Rebels made two selections at the 2025 WHL U.S. Priority Draft. With the sixth overall pick in round one, the Rebels selected forward Eli Bimmerle from Bartonville, Texas. Bimmerle played 2024-25 with Dallas Stars Elite 14U AAA and collected 94 points (50 goals, 44 assists) in 59 games. In four games at the U.S. 14U Nationals he had three goals and three assists. At the 15U World Selects Invitational he led Blue Army with eight points (five goals, three assists) in six games. With the 42nd overall pick in round two, the Rebels selected forward Paxson Madill from Hermantown, Minnesota. Madill played 2024-25 with the MN Voyageurs 14U AAA squad and had 26 points (12 goals, 14 assists) in 17 games. He added 11 points in five playoff games.

RED DEER REBELS 2025-26 REGULAR SEASON STATS

#	Player	Pos	GP	G	A	PTS	+/-	PIM	PP	PPA	SH	SHA	GW	FG	IG	OT	UA	EN	SOG	SOA	SOGW	SO%	Pt/G	PIM/G	Shots	Sh%	WFO	FO	FO%
21	Beckett Hamilton	RW	67	24	38	62	-15	14	4	22	1	0	3	3	1	2	6	2	2	2	0	100.0	0.00	0.21	261	9.2	330	695	47.48%
* 11	Poul Andersen (total)	RW	64	25	21	46	-15	8	7	9	0	0	2	3	0	2	1	0	1	1	1	100.0	0.00	0.13	138	18.1	1	3	
	RD	RW	36	14	16	30	-14	4	6	8	0	0	2	0	0	2	1	0	0	0	0	0.000	0.00	0.00	84	16.7	1	3	
26	Talon Brigley	RW	67	20	18	38	-22	43	6	8	1	0	1	2	3	0	2	3	0	1	0	0.0	0.00	0.64	178	11.2	245	575	42.61%
14	Kalder Varga (total)	RW	68	21	16	37	-20	47	7	6	0	0	2	0	0	1	0	0	1	2	0	50.0	0.00	0.69	171	12.3	22	45	48.89%
	RD	RW	34	13	13	26	-9	24	4	5	0	0	1	0	0	1	0	0	0	0	0	0.000	0.00	0.00	99	13.1	10	24	
* 7	Nate Yellowaga	D	67	7	20	27	-18	34	4	8	0	0	1	0	0	0	0	0	0	0	0	0.0	0.00	0.51	89	7.9	1	2	
* 24	Landon MacSwain	LW	67	12	14	26	6	31	1	3	0	0	3	0	2	0	1	2	0	0	0	0.0	0.00	0.46	66	18.2	1	8	
* 27	Matej Mikes	RW	47	11	13	24	-13	26	3	2	1	0	1	1	1	0	1	1	0	0	0	0.0	0.00	0.55	61	18.0	351	681	51.54%
11	Jaxon Fuder	LW	27	7	17	24	-5	43	4	4	0	0	0	0	0	0	0	0	1	1	0	100.0	0.00	1.59	74	9.5	22	44	50.00%
20	Patrick Sopiartz (total)	RW	68	8	14	22	-27	87	2	6	0	0	2	0	0	0	1	0	0	0	0	0.0	0.00	1.28	119	6.7	96	176	54.55%
	RD	RW	39	6	13	19	-24	47	2	6	0	0	2	0	0	0	1	0	0	0	0	0.000	0.00	1.00	93	6.5	43	79	54.43%
* 17	Matus Lisy	D	62	5	17	22	0	16	0	4	0	0	1	1	0	0	0	0	0	0	0	0.0	0.00	0.26	56	8.9	1	1	
14	Samuel Drancak	C	27	11	10	21	1	24	4	3	0	0	1	2	1	0	0	0	1	1	1	100.0	0.00	0.89	60	18.3	245	503	48.71%
9	Cameron Kuzma (total)	C	34	8	13	21	-10	45	1	4	0	0	2	3	0	0	2	0	0	0	0	0.0	0.00	1.32	89	9.0	72	151	47.68%
	RD	C	34	8	13	21	-10	45	1	4	0	0	2	3	0	0	2	0	0	0	0	0.000	0.00	1.00	89	9.0	72	151	
8	Keith McInnis	D	34	6	15	21	-11	42	2	4	0	1	1	0	0	0	0	0	0	0	0	0.0	0.00	1.24	52	11.5	0	0	
22	Ty Coupland	RW	33	9	11	20	2	22	3	5	0	0	1	3	1	0	1	0	1	2	0	50.0	0.00	0.67	86	10.5	8	11	
8	Cole Temple (total)	C	50	1	17	18	-2	29	1	3	0	0	0	0	0	0	0	0	0	1	0	0.0	0.00	0.58	82	1.2	26	59	
	RD	C	16	0	9	9	0	6	0	1	0	0	0	0	0	0	0	0	0	0	0	0.000	0.00	0.00	27	0.0	13	31	
2	Aleksey Chichkin (total)	LD	61	4	13	17	0	71	0	0	0	0	0	1	0	0	1	0	0	0	0	0.0	0.00	1.16	99	4.0	0	1	0.00%
	RD	LD	52	4	12	16	-6	71	0	0	0	0	0	1	0	0	0	0	0	0	0	0.000	0.00	1.00	92	4.3	0	1	0.00%
* 5	Jiri Kamas (total)	D	54	3	13	16	-1	25	0	3	0	0	0	1	0	0	0	0	0	0	0	0.0	0.00	0.46	70	4.3	0	0	
	RD	D	32	1	6	7	-4	15	0	1	0	0	0	0	0	0	0	0	0	0	0	0.000	0.00	0.00	44	2.3	0	0	
12	Tyson Yaremko (total)	LW	33	9	6	15	-15	32	4	3	0	0	2	2	1	0	0	0	0	0	0	0.0	0.00	0.97	95	9.5	65	170	38.24%
	RD	LW	21	7	5	12	-10	17	3	2	0	0	1	2	1	0	0	0	0	0	0	0.000	0.00	0.00	61	11.5	56	148	37.84%
18	Kohen Lodge (total)	LW	54	5	10	15	4	32	0	0	0	0	0	1	0	0	0	0	0	0	0	0.0	0.00	0.59	75	6.7	29	66	43.94%
	RD	LW	46	5	9	14	1	30	0	0	0	0	0	1	0	0	0	0	0	0	0	0.000	0.00	0.00	70	7.1	29	65	44.62%
9	Matthew Gard	C	23	6	4	10	-2	44	1	1	0	0	1	1	1	1	0	1	0	1	0	0.0	0.00	1.91	43	14.0	233	425	54.82%
* 16	Noah Milford	C	28	4	6	10	-2	12	1	1	0	0	0	0	0	0	1	0	0	0	0	0.0	0.00	0.43	36	11.1	68	184	36.96%
* 15	Owen DeWitt	LW	46	5	4	9	-11	39	0	0	0	0	2	1	0	0	0	0	0	0	0	0.0	0.00	0.85	28	17.9	113	195	
* 23	Owen Shadrick	LW	28	5	1	6	-1	23	0	0	0	0	0	0	1	0	1	0	0	0	0	0.0	0.00	0.82	33	15.2	0	3	
20	Arjun Bawa	LW	22	3	3	6	-2	14	0	0	0	0	0	1	0	0	0	0	0	0	0	0.0	0.00	0.64	31	9.7	16	32	50.00%
3	Jake Missura	D	68	1	5	6	-25	55	0	0	0	0	0	0	0	0	0	0	0	0	0	0.0	0.00	0.81	53	1.9	0	0	
4	Luke Vlooswyk	D	32	0	6	6	7	26	0	0	0	0	0	0	0	0	0	0	0	0	0	0.0	0.00	0.81	54	0.0	0	0	
* 10	Grayden Peterson	LW	42	0	6	6	-7	12	0	0	0	0	0	0	0	0	0	0	0	0	0	0.0	0.00	0.29	24	0.0	26	54	48.15%
4	Cameron Dillard (total)	D	30	2	1	3	-1	10	0	0	0	0	0	1	1	0	0	0	0	0	0	0.0	0.00	0.33	23	8.7	0	0	
	RD	D	13	0	0	0	1	6	0	0	0	0	0	0	0	0	0	0	0	0	0	0.000	0.00	0.00	4	0.0	0	0	
* 6	Noah Chadi	D	33	2	1	3	-9	19	0	0	0	0	1	1	0	0	1	0	0	0	0	0.0	0.00	0.58	29	6.9	0	0	
19	Nolan Schmidt	RW	30	1	2	3	-1	21	0	0	0	0	0	0	0	0	0	0	0	0	0	0.0	0.00	0.70	21	4.8	80	155	51.61%
* 25	Zane Torre	RW	10	0	1	1	-4	2	0	0	0	0	0	0	0	0	0	0	0	0	0	0.0	0.00	0.20	13	0.0	0	3	
2	Derek Thurston	D	11	0	1	1	-3	23	0	1	0	0	0	0	0	0	0	0	0	0	0	0.0	0.00	2.09	15	0.0	0	0	
* 12	Cash Arcand-Vandale	LW	1	0	0	0	0	0	0	0	0	0	0	0	0	0	0	0	0	0	0	0.0	0.00	0.00	0	0.0	0	0	
12	Rhett Ewen	LW	1	0	0	0	-1	0	0	0	0	0	0	0	0	0	0	0	0	0	0	0.0	0.00	0.00	0	0.0	0	0	
* 28	Graeme Pickering	D	1	0	0	0	0	0	0	0	0	0	0	0	0	0	0	0	0	0	0	0.0	0.00	0.00	0	0.0	0	0	
12	Brett Calhoon	LW	2	0	0	0	-3	4	0	0	0	0	0	0	0	0	0	0	0	0	0	0.0	0.00	2.00	3	0.0	3	4	
19	Chace Turchak	C	4	0	0	0	-2	0	0	0	0	0	0	0	0	0	0	0	0	0	0	0.0	0.00	0.00	0	0.0	0	0	
* 16	Michael Mikan	LW	7	0	0	0	1	0	0	0	0	0	0	0	0	0	0	0	0	0	0	0.0	0.00	0.00	5	0.0	9	18	50.00%
* 5	Nikolas Ferry	D	14	0	0	0	-4	0	0	0	0	0	0	0	0	0	0	0	0	0	0	0.0	0.00	0.00	8	0.0	0	0	
	BENCH		68	1				14																	1				
TOTALS			68	198	311	509	-219	876	49	94	3	1	25	23	12	6	19	9	5	8	1	62.5	0.39	0.66	2043	<			

RED DEER REBELS 2025-26 REGULAR SEASON GAME-BY-GAME

Date	Opponent	W/L	Record	Score	GWG	Goaltender	Opposing Goaltender	PP	PK	Attend.
Sep. 19	Edmonton	L	0-1-0-0	2-4		Peyton Shore (4 GA, 22 SVS)	Ethan Simcoe (2 GA, 16 SVS)	1/3	2/4	4073
Sep. 20	at Edmonton	L	0-2-0-0	1-4		Matthew Kondro (4 GA, 39 SVS)	Parker Snell (1 GA, 20 SVS)	1/6	2/3	6945
Sep. 27	Lethbridge	W	1-2-0-0	4-2	Talon Brigley	Chase Wutzke (2 GA, 16 SVS)	Leif Oaten (3 GA, 27 SVS)	0/1	1/3	3267
Oct. 3	at Saskatoon	L	1-3-0-0	2-4		Peyton Shore (4 GA, 29 SVS)	Evan Gardner (2 GA, 22 SVS)	0/2	2/4	8387
Oct. 4	at Prince Albert	L	1-4-0-0	1-4		Chase Wutzke (4 GA, 24 SVS)	Dimitri Fortin (1 GA, 18 SVS)	0/8	1/5	2843
Oct. 7	Lethbridge	L	1-5-0-0	2-3		Chase Wutzke (3 GA, 24 SVS)	Koen Cleaver (2 GA, 29 SVS)	0/3	1/5	2814
Oct. 10	Moose Jaw	L	1-6-0-0	4-6		Peyton Shore (1 GA, 6 SVS)	Matthew Hutchison (4 GA, 31 SVS)	0/4	1/5	3546
Oct. 11	at Lethbridge	W	2-6-0-0	5-0	Samuel Drancak	Chase Wutzke (0 GA, 19 SVS)	Leif Oaten (5 GA, 31 SVS)	1/3	0/3	3090
Oct. 17	Portland	L	2-7-0-0	1-3		Chase Wutzke (2 GA, 25 SVS)	Ondrej Štěbeták (1 GA, 30 SVS)	0/6	0/7	3262
Oct. 18	Spokane	L	2-8-0-0	2-3		Chase Wutzke (3 GA, 18 SVS)	Linus Vieillard (2 GA, 22 SVS)	2/6	0/2	4011
Oct. 21	at Moose Jaw	SL	2-8-0-1	4-5 SO		Peyton Shore (4 GA, 21 SVS)	Matthew Hutchison (4 GA, 38 SVS)	0/2	2/5	2268
Oct. 22	at Swift Current	W	3-8-0-1	4-3 OT	Matthew Gard	Chase Wutzke (3 GA, 30 SVS)	Aiden Eskit (4 GA, 21 SVS)	2/3	0/4	2049
Oct. 24	Regina	W	4-8-0-1	5-2	Keith McInnis	Matthew Kondro (2 GA, 25 SVS)	Marek Schlenker (3 GA, 22 SVS)	2/3	1/4	3211
Oct. 25	Calgary	L	4-9-0-1	1-2		Chase Wutzke (2 GA, 18 SVS)	Aidan Hesse (1 GA, 27 SVS)	0/2	3/3	3514
Oct. 29	at Calgary	SL	4-9-0-2	3-4 SO		Matthew Kondro (3 GA, 32 SVS)	Aidan Hesse (3 GA, 19 SVS)	0/2	0/2	2216
Nov. 1	Swift Current	W	5-9-0-2	3-1	Landon MacSwain	Matthew Kondro (1 GA, 23 SVS)	Joey Rocha (3 GA, 36 SVS)	0/3	0/2	3197
Nov. 5	at Edmonton	L	5-10-0-2	3-7		Matthew Kondro (7 GA, 30 SVS)	Ethan Simcoe (3 GA, 24 SVS)	1/3	1/4	4321
Nov. 7	at Regina	W	6-10-0-2	4-3	Ty Coupland	Peyton Shore (3 GA, 33 SVS)	Matthew Hutchison (4 GA, 22 SVS)	3/6	3/6	2803
Nov. 9	at Moose Jaw	OTL	6-10-1-2	2-3 OT		Matthew Kondro (3 GA, 31 SVS)	Chase Wutzke (2 GA, 34 SVS)	1/2	1/3	2747
Nov. 11	at Brandon	W	7-10-1-2	7-4	Landon MacSwain	Peyton Shore (4 GA, 37 SVS)	Jayden Kraus (5 GA, 31 SVS)	1/3	0/3	4065
Nov. 15	Saskatoon	L	7-11-1-2	5-6		Matthew Kondro (6 GA, 27 SVS)	Evan Gardner (5 GA, 18 SVS)	2/3	3/4	4736
Nov. 21	Medicine Hat	W	8-11-1-2	4-3 SO		Matthew Kondro (3 GA, 32 SVS)	Jordan Switzer (3 GA, 27 SVS)	1/3	0/1	3717
Nov. 28	Edmonton	L	8-12-1-2	2-5		Peyton Shore (4 GA, 27 SVS)	Parker Snell (2 GA, 24 SVS)	1/3	2/4	3521
Nov. 30	at Calgary	W	9-12-1-2	4-3	Landon MacSwain	Matthew Kondro (3 GA, 17 SVS)	Eric Tu (1 GA, 22 SVS)	0/3	0/3	5576
Dec. 3	at Lethbridge	W	10-12-1-2	5-1	Matej Mikes	Matthew Kondro (1 GA, 19 SVS)	Koen Cleaver (5 GA, 29 SVS)	1/3	1/5	3014
Dec. 5	at Edmonton	L	10-13-1-2	1-4		Peyton Shore (3 GA, 25 SVS)	Parker Snell (1 GA, 24 SVS)	0/7	0/4	7684
Dec. 06	Prince Albert	L	10-14-1-2	3-7		Matthew Kondro (6 GA, 36 SVS)	Dimitri Fortin (3 GA, 15 SVS)	1/2	3/4	4423
Dec. 12	at Calgary	L	10-15-1-2	1-4		Matthew Kondro (4 GA, 37 SVS)	Eric Tu (1 GA, 20 SVS)	0/2	0/3	2999
Dec. 13	Calgary	L	10-16-1-2	0-9		Matthew Kondro (4 GA, 8 SVS)	Eric Tu (0 GA, 26 SVS)	0/2	5/8	3514
Dec. 16	Brandon	L	10-17-1-2	1-2		Matthew Kondro (2 GA, 22 SVS)	Filip Ruzicka (1 GA, 26 SVS)	0/4	1/5	3015
Dec. 27	Edmonton	OTL	10-17-2-2	2-3 OT		Matthew Kondro (3 GA, 27 SVS)	Ethan Simcoe (2 GA, 26 SVS)	0/3	0/4	4560
Dec. 28	at Medicine Hat	L	10-18-2-2	4-7		Peyton Shore (7 GA, 24 SVS)	Carter Casey (4 GA, 18 SVS)	1/7	2/3	5001
Dec. 30	Medicine Hat	L	10-19-2-2	0-8		Matthew Kondro (8 GA, 33 SVS)	Jordan Switzer (0 GA, 23 SVS)	0/5	3/5	3808
Jan. 01	at Edmonton	L	10-20-2-2	1-5		Matthew Kondro (5 GA, 19 SVS)	Parker Snell (1 GA, 16 SVS)	0/4	1/3	8834
Jan. 03	Seattle	W	11-20-2-2	5-3	Noah Chadi	Peyton Shore (3 GA, 33 SVS)	Grayson Malinoski (4 GA, 19 SVS)	1/4	0/3	4138
Jan. 07	at Brandon	W	12-20-2-2	4-0	Matus Lisy	Peyton Shore (0 GA, 35 SVS)	Jayden Kraus (4 GA, 38 SVS)	0/4	0/4	3060
Jan. 09	at Regina	L	12-21-2-2	2-5		Peyton Shore (4 GA, 24 SVS)	Marek Schlenker (2 GA, 28 SVS)	1/2	1/4	3207
Jan. 10	at Swift Current	W	13-21-2-2	3-2 OT	Beckett Hamilton	Matthew Kondro (2 GA, 22 SVS)	Archer Cooke (3 GA, 37 SVS)	0/2	1/5	2311
Jan. 14	at Lethbridge	W	14-21-2-2	4-3	Cameron Kuzma	Matthew Kondro (3 GA, 22 SVS)	Koen Cleaver (4 GA, 33 SVS)	2/4	2/3	3013
Jan. 16	Tri-City	L	14-22-2-2	3-5		Peyton Shore (4 GA, 27 SVS)	Xavier Wendt (3 GA, 42 SVS)	1/4	2/5	4111
Jan. 17	Lethbridge	W	15-22-2-2	5-0	Beckett Hamilton	Matthew Kondro (0 GA, 14 SVS)	Leif Oaten (5 GA, 39 SVS)	1/9	0/5	4509
Jan. 20	Regina	W	16-22-2-2	2-1 OT	Kalder Varga	Matthew Kondro (1 GA, 29 SVS)	Marek Schlenker (2 GA, 44 SVS)	1/8	1/8	2998
Jan. 23	Calgary	L	16-23-2-2	1-5		Matthew Kondro (4 GA, 37 SVS)	Aidan Hesse (1 GA, 35 SVS)	1/4	1/4	3735
Jan. 25	at Penticton	L	16-24-2-2	3-5		Peyton Shore (5 GA, 32 SVS)	Andrew Reyelts (3 GA, 36 SVS)	0/3	0/1	3068
Jan. 27	at Kelowna	L	16-25-2-2	3-5		Matthew Kondro (5 GA, 23 SVS)	Harrison Boettiger (3 GA, 23 SVS)	1/5	2/4	4538
Jan. 28	at Kamloops	L	16-26-2-2	2-5		Matthew Kondro (4 GA, 34 SVS)	Logan Edmonstone (2 GA, 18 SVS)	0/1	0/6	4165
Jan. 31	at Victoria	L	16-27-2-2	3-6		Peyton Shore (6 GA, 27 SVS)	Ethan Eskit (3 GA, 25 SVS)	0/3	0/3	5507
Feb. 01	at Vancouver	W	17-27-2-2	2-1	Nate Yellowaga	Matthew Kondro (1 GA, 21 SVS)	Kelton Pyne (2 GA, 35 SVS)	1/3	1/2	3912
Feb. 03	at Prince George	W	18-27-2-2	3-2	Patrick Sopiartz	Matthew Kondro (2 GA, 27 SVS)	Alexander Levshyn (3 GA, 23 SVS)	1/4	1/2	2954
Feb. 07	Moose Jaw	W	19-27-2-2	5-2	Tyson Yaremko	Matthew Kondro (2 GA, 28 SVS)	Chase Wutzke (4 GA, 43 SVS)	1/2	0/4	4127
Feb. 10	Everett	L	19-28-2-2	3-6		Matthew Kondro (5 GA, 26 SVS)	Raiden LeGall (3 GA, 33 SVS)	1/4	2/3	3026
Feb. 13	Medicine Hat	W	20-28-2-2	5-4 OT	Poul Andersen	Matthew Kondro (4 GA, 54 SVS)	Carter Casey (5 GA, 19 SVS)	2/4	0/2	4035
Feb. 15	Lethbridge	W	21-28-2-2	4-3 OT	Poul Andersen	Matthew Kondro (3 GA, 29 SVS)	Koen Cleaver (4 GA, 45 SVS)	1/2	0/3	5553
Feb. 16	at Medicine Hat	L	21-29-2-2	1-10		Peyton Shore (10 GA, 28 SVS)	Jordan Switzer (1 GA, 22 SVS)	1/3	4/5	4623
Feb. 20	Saskatoon	L	21-30-2-2	2-5		Matthew Kondro (5 GA, 26 SVS)	Evan Gardner (2 GA, 22 SVS)	0/3	1/5	3762
Feb. 22	at Calgary	L	21-31-2-2	1-2		Matthew Kondro (2 GA, 38 SVS)	Aidan Hesse (1 GA, 31 SVS)	0/3	2/3	5906
Feb. 27	Edmonton	L	21-32-2-2	0-2		Matthew Kondro (1 GA, 21 SVS)	Parker Snell (0 GA, 34 SVS)	0/7	0/2	3601
Feb. 28	Swift Current	W	22-32-2-2	4-2	Owen DeWitt	Matthew Kondro (2 GA, 19 SVS)	Archer Cooke (3 GA, 29 SVS)	0/4	0/5	3400
Mar. 03	at Prince Albert	W	23-32-2-2	4-3	Cameron Kuzma	Matthew Kondro (3 GA, 45 SVS)	Steele Bass (4 GA, 32 SVS)	1/4	0/5	2385
Mar. 04	at Saskatoon	L	23-33-2-2	2-3		Matthew Kondro (3 GA, 33 SVS)	Evan Gardner (2 GA, 33 SVS)	1/3	1/5	3307
Mar. 06	at Medicine Hat	L	23-34-2-2	4-8		Peyton Shore (7 GA, 29 SVS)	Carter Casey (4 GA, 24 SVS)	1/4	0/2	4123
Mar. 07	Prince Albert	W	24-34-2-2	3-1	Owen DeWitt	Matthew Kondro (1 GA, 28 SVS)	Steele Bass (2 GA, 18 SVS)	1/6	1/4	4831
Mar. 10	Wenatchee	OTL	24-34-3-2	4-5 OT		Matthew Kondro (5 GA, 34 SVS)	Cal Conway (4 GA, 24 SVS)	0/2	1/1	3016
Mar. 13	Brandon	W	25-34-3-2	3-2 OT	Beckett Hamilton	Matthew Kondro (2 GA, 39 SVS)	Filip Ruzicka (3 GA, 24 SVS)	0/2	0/4	3846
Mar. 14	Calgary	OTL	25-34-4-2	5-6 OT		Matthew Kondro (6 GA, 31 SVS)	Eric Tu (2 GA, 21 SVS)	0/2	2/5	4518
Mar. 18	at Lethbridge	W	26-34-4-2	4-3	Patrick Sopiartz	Matthew Kondro (3 GA, 30 SVS)	Leif Oaten (4 GA, 15 SVS)	2/3	1/2	3835
Mar. 20	Medicine Hat	L	26-35-4-2	3-9		Matthew Kondro (6 GA, 21 SVS)	Carter Casey (3 GA, 25 SVS)	1/4	1/1	5549
Mar. 21	at Medicine Hat	L	26-36-4-2	3-8		Matthew Kondro (4 GA, 7 SVS)	Jordan Switzer (3 GA, 25 SVS)	3/5	2/4	6054

RED DEER REBELS - CAREER STATS vs. PRINCE ALBERT

#	Name	GP	G	A	P	PIM	+/-
2	Aleksey Chichkin						
	2025-26	3	1	1	2	6	1
	2024-25	3	0	0	0	4	0
	2023-24	3	0	0	0	6	-1
		9	1	1	2	16	0
3	Jake Missura						
	2025-26	4	0	1	1	2	0
	2024-25	4	0	0	0	2	1
	2023-24	1	0	0	0	0	0
		9	0	1	1	4	1
4	Cameron Dillard						
	2025-26	0	0	0	0	0	0
5	Jiri Kamas						
	2025-26	2	0	0	0	5	1
6	Noah Chadi						
	2025-26	2	0	0	0	0	-1
7	Nate Yellowaga						
	2025-26	4	1	1	2	2	0
8	Cole Temple						
	2025-26	3	0	1	1	0	0
	2024-25	4	1	1	2	2	0
	2023-24	5	2	1	3	2	4
		12	3	3	6	4	4
9	Cameron Kuzma						
	2025-26	1	0	0	0	2	-1
	2024-25	5	1	1	2	0	-1
	2023-24	1	0	0	0	2	0
		7	1	1	2	4	-2
10	Grayden Peterson						
	2025-26	2	0	0	0	2	-1
11	Poul Andersen						
	2025-26	4	1	3	4	0	0
12	Tyson Yaremko						
	2025-26	1	0	0	0	0	0
	2024-25	0	0	0	0	0	0
	2023-24	1	0	0	0	0	0
		2	0	0	0	0	0
14	Kalder Varga						
	2025-26	3	0	0	0	0	1
	2024-25	1	0	0	0	0	-2
		4	0	0	0	0	-1

#	Name	GP	G	A	P	PIM	+/-
15	Owen DeWitt						
	2025-26	3	1	0	1	2	-1
17	Matus Lisý						
	2025-26	4	0	0	0	4	-2
18	Kohen Lodge						
	2025-26	5	0	1	1	0	0
	2024-25	4	0	0	0	5	-1
		9	0	1	1	5	-1
20	Patrick Sopiaryz						
	2025-26	2	0	1	1	7	0
	2024-25	0	0	0	0	0	0
		2	0	1	1	7	0
21	Beckett Hamilton						
	2025-26	4	2	0	2	2	-1
	2024-25	4	1	0	1	0	-3
		8	3	0	3	2	-4
24	Landon MacSwain						
	2025-26	4	1	0	1	6	1
26	Talon Brigley						
	2025-26	4	0	2	2	2	-1
	2024-25	4	0	1	1	0	-1
	2023-24	5	1	2	3	4	0
	2022-23	4	0	1	1	0	1
		23	1	6	7	6	-4
27	Matej Mikes						
	2025-26	3	3	2	5	4	1

#	Name	GP	W	L	OTL	SOL	GA	GAA	SV%
31	Peyton Shore								
	2025-26	0	0	0	0	0	0	0.00	0.000
	2024-25	0	0	0	0	0	0	0.00	0.000
		0	0	0	0	0	0	0.00	0.000
35	Matthew Kondro								
	2025-26	3	2	1	0	0	10	3.38	0.916

RED DEER REBELS -- ALL-TIME PLAYOFFS

	PLAYER	GP	G	A	P	PIM	+/-	PPG	SHG	GWG	P/GP
1	Boyd Gordon	72	21	31	52	26	6	3	3	4	0.72
2	Joel Stepp	72	24	21	45	82	7	5	3	2	0.63
3	Justin Mapletoft	40	18	25	43	99	15	8	1	2	1.08
4	Arron Asham	31	18	19	37	64	-11	4	0	1	1.19
5	Colin Fraser	71	16	21	37	111	-3	2	1	2	0.52
6	Martin Erat	22	15	21	36	32	20	3	3	3	1.64
7	B.J. Young	24	12	23	35	38	7	7	0	2	1.46
8	Jeff Woywitka	72	5	30	35	74	32	1	1	0	0.49
9	Greg Schmidt	26	11	21	32	39	7	2	1	3	1.23
10	Dion Phaneuf	70	10	22	32	90	5	4	0	1	0.46
11	Brandon Hagel	33	17	13	30	52	-12	9	2	3	0.91
12	Colby Armstrong	46	12	17	29	82	4	3	2	3	0.63
13	Carsen Gernymyn	46	8	21	29	49	-1	2	1	2	0.63
14	Shay Stephenson	87	11	15	26	78	8	4	0	3	0.30
15	Andrew Bergen	63	10	16	26	47	1	2	2	1	0.41
16	Ladislav Kouba	68	14	11	25	20	9	4	0	1	0.37
17	Michael Spacek	24	7	18	25	8	-13	3	0	0	1.04
18	Terry Ryan	16	18	6	24	32	8	9	0	1	1.50
19	Brad Leeb	38	12	12	24	29	-1	1	2	1	0.63
20	Mikhail Yakubov	23	14	9	23	28	8	2	1	3	1.00
21	Kai Uchacz	31	13	10	23	20	3	4	0	1	0.74
22	Evan Polei	28	12	11	23	33	4	3	0	4	0.82
23	Kyle Wanvig	26	11	12	23	51	1	5	0	3	0.89
24	Ben King	20	8	13	21	22	-4	3	0	1	1.05
25	Jon Zukiwsky	35	11	9	20	20	2	0	0	1	0.57
26	Jeff Smith	45	10	10	20	70	9	2	0	3	0.44
27	Matt Ellison	22	7	13	20	28	5	3	0	1	0.91
28	Chris Neiszner	61	7	13	20	29	3	2	0	3	0.33
29	Jayden Grubbe	22	4	16	20	18	0	0	0	1	0.91
30	Shawn McNeil	14	9	10	19	15	1	4	1	0	1.36
31	Kalan Lind	29	7	12	19	34	-7	3	0	2	0.66
32	Doug Lynch	47	6	13	19	47	6	2	0	2	0.40
33	Adam Helewka	17	9	9	18	18	-7	6	0	1	1.06
34	Jim Vandermeer	37	3	15	18	83	9	1	0	1	0.49
35	Jake DeBrusk	17	8	9	17	20	1	3	0	0	1.00
36	Justin Taylor	19	6	10	16	13	3	1	0	0	0.84
37	Ross Lupaschuk	26	5	11	16	64	4	3	0	1	0.62
38	Jhett Larson	30	7	8	15	13	5	0	2	2	0.50
39	Lukas Bednarik	9	6	9	15	0	10	3	0	0	1.67
40	Tyler Johnson	26	6	9	15	26	5	1	0	0	0.58

	GOALIE	GP	GAA	S%	W	L	SO
1	Cam Ward	65	2.03	0.929	38	19	8
2	Shane Bendera	25	2.35	0.909	16	4	4
3	Marc Magliarditi	16	3.43	0.886	9	5	0
4	Dustin Schwartz	14	3.24	0.898	5	7	0
5	Rylan Toth	14	2.86	0.916	4	8	0
6	Kyle Kelsey	11	2.36	0.912	7	2	1
7	Chase Coward	10	2.65	0.910	4	5	1
8	Riley Lamb	10	4.31	0.872	3	6	0
9	Chris Wickenheiser	10	3.70	0.901	3	4	1
10	Patrik Bartosak	9	1.97	0.941	5	3	1

SEASON	PLAYOFFS RESULT
1992-1993	Conference QF loss
1993-1994	Conference QF loss
1995-1996	Conference SF loss
1996-1997	Conference Final loss
1997-1998	Conference QF loss
1998-1999	Conference SF loss
1999-2000	Conference QF loss
2000-2001	LEAGUE CHAMPION
2001-2002	League Final loss
2002-2003	League Final loss
2003-2004	Conference Final loss
2004-2005	Conference QF loss
2006-2007	Conference QF loss
2009-2010	Conference QF loss
2010-2011	Conference SF loss
2012-2013	Conference SF loss
2013-2014	Tiebreaker Loss
2014-2015	Conference QF loss
2015-2016	Conference Final loss
2016-2017	Conference QF loss
2017-2018	Conference QF loss
2018-2019	Conference QF loss
2021-2022	Conference SF loss
2022-2023	Conference SF loss
2023-2024	Conference SF loss

MEMORIAL CUP	
2001	CHAMPIONS
2016 (HOST)	SEMIFINALS LOSS



Red Deer Rebels (0-0-0-0) vs. Prince Albert Raiders (0-0-0-0)

Mar 27, 2026 -- Art Hauser Centre - Prince Albert, SK

GOALIES											GOALIES												
#	Name	Ht	Wt	GP	W	L	OTL	SL	SO	GAA	SV%	#	Name	Ht	Wt	GP	W	L	OTL	SL	SO	GAA	SV%
31	Peyton Shore	6'2.5	178	21	4	12	0	1	1	4.71	0.859	30	Michal Orsulak	6'4	220	36	28	4	3	1	4	2.22	0.907
35	Matthew Kondro	6'1	165	44	19	19	4	1	1	3.49	0.892	33	Brady Holtvogt	6'2	196	1	0	0	0	0	0	0.00	1.000
SKATERS											SKATERS												
#	Name	Pos	Ht	Wt	GP	G	A	Pts.	PIM	+/-	#	Name	Pos	Ht	Wt	GP	G	A	Pts.	PIM	+/-		
2	Aleksey Chichkin	LD	6'5	221	61	4	13	17	71	0	5	Matyas Man	D	6'6	202	53	2	11	13	53	27		
3	Jake Missura	D	5'10.	178	68	1	5	6	55	-25	5	Liam Myhre	D	5'11	157	1	0	0	0	0	0		
4	Cameron Dillard	D	6'4	218	30	2	1	3	10	-1	6	Benett Kelly	D	6'1	186	66	5	19	24	44	49		
5	Jiri Kamas	D	6'1	187	54	3	13	16	25	-1	7	Justice Christensen	D	5'9	191	63	18	30	48	84	36		
6	Noah Chadi	D	6'0	167	33	2	1	3	19	-9	8	Hubert Clarke	D	6'1	204	32	1	4	5	38	9		
7	Nate Yellowaga	D	5'10.	164	67	7	20	27	34	-18	10	Daxon Rudolph	D	6'2	202	68	28	50	78	75	32		
8	Cole Temple	C	5'10	168	50	1	17	18	29	-2	11	Linden Burrett	D	6'2	184	64	8	27	35	70	57		
9	Cameron Kuzma	C	6'2	195	66	12	19	31	82	-18	12	Brock Cripps	D	5'10.	160	62	6	31	37	18	33		
10	Grayden Peterson	LW	6'0	180	42	0	6	6	12	-7	14	Max Heise	C	6'3	172	63	29	34	63	31	28		
11	Poul Andersen	RW	6'1	186	64	25	21	46	8	-15	15	Brayden Dube	RW	5'10	184	55	24	27	51	30	20		
12	Tyson Yaremko	LW	6'0	181	33	9	6	15	32	-15	17	Maddix McCagherty	LW	6'0	184	66	20	37	57	22	32		
14	Kalder Varga	RW	6'0	176	68	21	16	37	47	-20	19	Aiden Oiring	C	5'7	181	68	28	41	69	58	26		
15	Owen DeWitt	LW	6'3	200	46	5	4	9	39	-11	20	Ben Harvey	RW	5'11	184	45	14	13	27	12	21		
17	Matus Lisy	D	6'0	191	62	5	17	22	16	0	21	Evan Smith	C	6'1	183	68	11	24	35	39	36		
18	Kohen Lodge	LW	5'10	191	54	5	10	15	32	4	22	Connor Howe	C	5'6	155	53	5	12	17	13	11		
19	Chace Turchak	C	5'11	160	4	0	0	0	0	-2	23	Riley Boychuk	C	5'10	165	68	15	44	59	36	22		
20	Patrick Sopiarz	RW	6'0	190	68	8	14	22	87	-27	24	Alisher Sarkenov	RW	6'0	172	47	21	20	41	12	35		
21	Beckett Hamilton	RW	5'11	173	67	24	38	62	14	-15	28	Jonah Sivertson	RW	6'3	193	66	24	29	53	41	46		
24	Landon MacSwain	LW	6'2.5	197	67	12	14	26	31	6	29	Brandon Gorzynski	LW	6'2	190	65	27	42	69	47	20		
26	Talon Brigley	RW	5'11	176	67	20	18	38	43	-22	32	Owen Corkish	LW	5'9	160	68	12	20	32	14	23		
27	Matej Mikes	RW	6'3	213	47	11	13	24	26	-13	34	Braeden Cootes	C	6'0	183	45	24	39	63	8	27		

Team Staff

Team Staff

Cole Bell Assistant Coach

Conference Standings

Eastern Conference

Rank	Team	GP	GR	W	L	OTL	SL	PTS	PCT	GF	GA	S/O	RW	ROW	Home	Away	P10	STK
1	xy Prince Albert Raiders	68	0	52	10	5	1	110	0.809	310	165	3-1	46	49	26-4-3-1	26-6-2-0	8-2-0-0	6-0-0-0
2	xy Medicine Hat Tigers	68	0	50	10	5	3	108	0.794	348	208	2-3	40	48	28-3-2-1	22-7-3-2	9-1-0-0	5-0-0-0
3	x Edmonton Oil Kings	68	0	45	18	3	2	95	0.699	287	205	1-2	40	44	24-6-2-2	21-12-1-0	8-2-0-0	3-0-0-0
4	x Calgary Hitmen	68	0	38	21	8	1	85	0.625	248	221	2-1	32	36	20-10-4-0	18-11-4-1	5-5-0-0	0-1-0-0
5	x Brandon Wheat Kings	68	0	40	26	2	0	82	0.603	269	241	3-0	33	37	20-13-1-0	20-13-1-0	6-3-1-0	2-0-0-0
6	x Saskatoon Blades	68	0	34	27	5	2	75	0.551	220	224	2-2	28	32	17-14-2-1	17-13-3-1	5-4-1-0	0-2-0-0
7	x Regina Pats	68	0	25	34	7	2	59	0.434	234	289	1-2	20	24	15-13-4-2	10-21-3-0	2-6-1-1	0-4-0-1
8	x Red Deer Rebels	68	0	26	36	4	2	58	0.426	198	266	1-2	19	25	13-18-3-0	13-18-1-2	4-4-2-0	0-2-0-0
9	Moose Jaw Warriors	68	0	25	36	5	2	57	0.419	234	296	2-2	19	23	12-18-3-1	13-18-2-1	6-4-0-0	0-1-0-0
10	Swift Current Broncos	68	0	15	44	4	5	39	0.287	179	326	2-5	10	13	10-19-2-3	5-25-2-2	2-5-1-2	1-0-0-0
11	Lethbridge Hurricanes	68	0	17	47	3	1	38	0.279	198	319	0-1	12	17	11-22-0-1	6-25-3-0	1-8-1-0	0-8-1-0

Western Conference

Rank	Team	GP	GR	W	L	OTL	SL	PTS	PCT	GF	GA	S/O	RW	ROW	Home	Away	P10	STK
1	xyz Everett Silvertips	68	0	57	8	2	1	117	0.860	304	173	2-1	48	55	28-3-2-1	29-5-0-0	9-1-0-0	1-0-0-0
2	xy Penticton Vees	68	0	44	14	6	4	98	0.721	268	188	3-4	38	41	21-8-4-1	23-6-2-3	7-1-2-0	3-0-1-0
3	x Prince George Cougars	68	0	44	22	2	0	90	0.662	245	188	5-0	31	39	22-12-0-0	22-10-2-0	9-1-0-0	8-0-0-0
4	x Kelowna Rockets	68	0	38	21	6	3	85	0.625	259	220	3-3	33	35	19-8-5-2	19-13-1-1	5-3-1-1	0-2-0-0
5	x Kamloops Blazers	68	0	31	24	7	6	75	0.551	264	250	1-6	25	30	18-8-7-1	13-16-0-5	6-3-0-1	2-0-0-1
6	x Spokane Chiefs	68	0	36	30	2	0	74	0.544	223	209	2-0	31	34	18-15-1-0	18-15-1-0	5-4-1-0	0-1-0-0
7	x Seattle Thunderbirds	68	0	31	27	6	4	72	0.529	223	241	2-4	25	29	20-8-5-1	11-19-1-3	7-1-1-1	4-0-1-0
8	x Portland Winterhawks	68	0	30	30	7	1	68	0.500	235	264	2-1	24	28	17-11-5-1	13-19-2-0	3-5-2-0	1-0-1-0
9	Victoria Royals	68	0	28	30	6	4	66	0.485	209	253	3-4	21	25	15-13-2-4	13-17-4-0	3-5-1-1	0-2-0-1
10	Tri-City Americans	68	0	26	36	5	1	58	0.426	181	252	2-1	18	24	17-14-3-0	9-22-2-1	1-8-1-0	0-7-1-0
11	Wenatchee Wild	68	0	25	38	3	2	55	0.404	190	242	1-2	19	24	17-14-2-1	8-24-1-1	3-7-0-0	0-1-0-0
12	Vancouver Giants	68	0	25	39	2	2	54	0.397	196	282	4-2	16	21	16-16-2-0	9-23-0-2	4-5-1-0	0-1-1-0

Division leaders (marked with a *) are automatically seeded first and second.

x = Teams who have clinched a playoff spot.

y = Teams who have clinched Division title

Leaders (Overall)

Top 20 Scorers

Rank	Player	Team	GP	G	A	PTS
1	Markus Ruck	MH	68	21	87	108
2	Liam Ruck	MH	68	45	59	104
3	Cameron Schmidt	SEA	72	51	49	100
4	*JP Hurlbert	KAM	68	42	55	97
5	Alex Weiermair	POR	66	37	56	93
6	Tij Iginla	KEL	48	41	49	90
7	Luke Mistelbacher	BDN	67	42	46	88
8	Lukas Sawchyn	EDM	68	27	61	88
9	*Matias Vanhanen	EVT	62	21	66	87
10	Nathan Behm	KAM	67	38	48	86
11	Jonas Woo	MH	56	29	57	86
12	*Jacob Kvasnicka	PEN	65	35	50	85
13	Jaxon Jacobson	BDN	63	25	60	85
14	Bryce Pickford	MH	55	45	38	83
15	Miroslav Holinka	EDM	59	37	43	80
16	Terik Parascak	PG	61	33	46	79
17	Julien Maze	CGY	68	38	40	78
18	Daxon Rudolph	PA	68	28	50	78
19	Tommy Lafreniere	KAM	67	41	36	77
20	Carter Bear	EVT	53	36	41	77

Goals

Rank	Player	Team	GP	G
1	Cameron Schmidt	SEA	72	51
2	Liam Ruck	MH	68	45
3	Bryce Pickford	MH	55	45
4	*JP Hurlbert	KAM	68	42
5	Luke Mistelbacher	BDN	67	42

Assists

Rank	Player	Team	GP	A
1	Markus Ruck	MH	68	87
2	*Matias Vanhanen	EVT	62	66
3	Lukas Sawchyn	EDM	68	61
4	Jaxon Jacobson	BDN	63	60
5	Liam Ruck	MH	68	59

Penalty Minutes

Rank	Player	Team	GP	PIM
1	Brady Ness	MJ	62	137
2	Brayden Holberton	SEA	63	132
3	Dawson Gerwing	KEL	63	127
4	Nate Corbet	KEL	49	118
5	Seth Fryer	VIC	62	114

Minor Penalties

Rank	Player	Team	GP	MinPen
1	Matej Pekar	SEA	63	47
2	Aiden Foster	PG	65	44
3	Tarin Smith	EVT	65	44
4	Seth Fryer	VIC	62	42
5	Several Players Tied			41

Major Penalties

Rank	Player	Team	GP	MajPen
1	Brayden Holberton	SEA	63	14
2	Nate Corbet	KEL	49	12
3	Brady Ness	MJ	62	11
4	Nathan Brown	POR	55	10
5	Several Players Tied			9

Power Play Goals

Rank	Player	Team	GP	PPG
1	Bryce Pickford	MH	55	19
2	Kooper Gizowski	PG	67	17
3	Carter Bear	EVT	53	16
4	Liam Ruck	MH	68	16
5	Rowan Calvert	SAS	67	15

Short Handed Goals

Rank	Player	Team	GP	SHG
1	Several Players Tied			4

Shots

Rank	Player	Team	GP	Shots
1	Luke Mistelbacher	BDN	67	303
2	*JP Hurlbert	KAM	68	294
3	Cameron Schmidt	SEA	72	287
4	Landon DuPont	EVT	63	283
5	Bryce Pickford	MH	55	265

Shooting Percentage

Rank	Player	Team	GP	Goals	Shots	PCT
1	Shea Busch	EVT	12	13	45	28.9
2	*Chase Surkan	BDN	45	20	76	26.3
3	*Alisher Sarkenov	PA	47	21	87	24.1
4	*Kale Dach	CGY	63	34	155	21.9
5	Clarke Schaefer	EVT	34	10	46	21.7

Game Winning Goals

Rank	Player	Team	GP	GWG
1	Bryce Pickford	MH	55	11
2	Cameron Schmidt	SEA	72	11
3	Miroslav Holinka	EDM	59	10
4	Liam Ruck	MH	68	10
5	Kooper Gizowski	PG	67	9

Plus/Minus

Rank	Player	Team	GP	+/-
1	Tarin Smith	EVT	65	65
2	Jonas Woo	MH	56	63
3	Julius Miettinen	EVT	52	60
4	Landon DuPont	EVT	63	59
5	*Matias Vanhanen	EVT	62	58

Shootout Goals

Rank	Player	Team	SOG	SOA
1	*Dmitri Yakutsenak	PG	4	4
2	Roan Woodward	VIC	4	7
3	Several Players Tied			3

Shootout Percentage

Rank	Player	Team	SOG	SOA	SO%
1	Several Players Tied				100.0

Leading Goalies

Top 15 Goalies (by GAA)

Rank	Player	Team	GP	Mins	W	L	OTL	SOL	SO	GA	GAA	SOW	SOL	SOGA	SOA	SO%	SA	SVS	SV%
1	* Michal Orsulak	PA	36	2139	28	4	3	1	4	79	2.22	3	1	1	11	0.909	848	769	0.907
2	Anders Miller	EVT	36	2086	31	5	0	0	4	80	2.30	1	0	0	2	1.000	932	852	0.914
3	Andrew Reyelts	PEN	43	2520	29	6	6	2	3	103	2.45	2	2	3	14	0.786	1099	996	0.906
4	Joshua Ravensbergen	PG	46	2680	32	13	0	0	4	112	2.51	4	0	1	16	0.938	1379	1267	0.919
5	Ethan McCallum	PEN	34	1781	18	10	0	1	4	78	2.63	1	1	1	6	0.833	836	758	0.907
6	* Parker Snell	EDM	33	1886	21	9	1	0	3	86	2.74	0	0	0	0	0.000	819	733	0.895
7	* Eric Tu	CGY	45	2518	25	14	6	0	2	117	2.79	1	0	1	7	0.857	1152	1035	0.898
8	Carter Esler	SPO	44	2527	24	18	1	0	5	118	2.80	1	0	0	3	1.000	1222	1104	0.903
9	Raiden LeGall	EVT	37	2118	27	4	2	1	2	99	2.80	1	1	3	6	0.500	916	817	0.892
10	* Harrison Boettiger	KEL	41	2371	25	10	4	1	0	112	2.83	1	1	2	5	0.600	1254	1142	0.911
11	Jordan Switzer	MH	44	2484	30	7	2	2	2	118	2.85	1	2	4	9	0.556	1066	948	0.889
12	Ethan Simcoe	EDM	38	2192	24	9	2	2	0	107	2.93	1	2	3	7	0.571	956	849	0.888
13	Evan Gardner	SAS	52	2821	25	16	4	2	3	139	2.96	1	2	3	8	0.625	1418	1279	0.902
14	Ethan Eskit	VIC	53	3046	22	21	5	4	1	152	2.99	2	4	10	18	0.444	1577	1425	0.904
15	Several Goaltenders Tied										3.02								

Wins

Rank	Player	Team	W
1	Joshua Ravensbergen	PG	32
2	Anders Miller	EVT	31
3	Jordan Switzer	MH	30
4	Andrew Reyelts	PEN	29
5	* Michal Orsulak	PA	28

Saves

Rank	Player	Team	SVS
1	Ethan Eskit	VIC	1425
2	Chase Wutzke	MJ	1404
3	Ondrej Štěbeták	POR	1399
4	Logan Edmonstone	KAM	1396
5	Evan Gardner	SAS	1279

Losses

Rank	Player	Team	L
1	Koen Cleaver	LET	27
2	Chase Wutzke	MJ	24
3	Ethan Eskit	VIC	21
4	* Xavier Wendt	TC	20
5	Several Goaltenders Tied		19

Save Percentage

Rank	Player	Team	GA	SVS	SV%
1	Joshua Ravensbergen	PG	112	1267	0.919
2	Anders Miller	EVT	80	852	0.914
3	* Tobias Tvrznik	WEN	118	1241	0.913
4	* Harrison Boettiger	KEL	112	1142	0.911
5	* Michal Orsulak	PA	79	769	0.907

Mins

Rank	Player	Team	Mins
1	Ethan Eskit	VIC	3046
2	Logan Edmonstone	KAM	2904
3	Ondrej Štěbeták	POR	2826
4	Evan Gardner	SAS	2821
5	Chase Wutzke	MJ	2685

Shootout Wins

Rank	Player	Team	SOW
1	Joshua Ravensbergen	PG	4
2	* Filip Ruzicka	BDN	3
3	* Michal Orsulak	PA	3
4	Several Goaltenders Tied		2

Shutouts

Rank	Player	Team	SO
1	Carter Esler	SPO	5
2	Several Goaltenders Tied		4

Shootout Percentage

Rank	Player	Team	Saves	Att	SO%
1	* Filip Ruzicka	BDN	6	6	1.000
2	Joshua Ravensbergen	PG	15	16	0.938
3	* Michal Orsulak	PA	10	11	0.909
4	Ondrej Štěbeták	POR	13	15	0.867
5	* Eric Tu	CGY	6	7	0.857

* indicates rookie

Leaders (Rookies)

Top 20 Scorers

Rank	Player	Team	GP	G	A	PTS
1	* JP Hurlbert	KAM	68	42	55	97
2	* Matias Vanhanen	EVT	62	21	66	87
3	* Jacob Kvasnicka	PEN	65	35	50	85
4	* Kale Dach	CGY	63	34	41	75
5	* Andrei Molgachev	CGY	61	29	30	59
6	* Yaroslav Bryzgalov	MH	64	13	42	55
7	* Josh Toll	WEN	67	4	50	54
8	* Jonah Sivertson	PA	66	24	29	53
9	* Easton Daneault	LET	67	13	40	53
10	* Noah Davidson	MH	67	30	22	52
11	* Brock England	SEA	64	21	30	51
12	* Ben MacBeath	CGY	67	7	44	51
13	* Dmitri Yakutsenak	PG	65	25	25	50
14	* Poul Andersen	RD	64	25	21	46
15	* Kade Stengrim	MH	66	25	19	44
16	* Timofei Runtso	VIC	68	11	33	44
17	* Andrew O'Neill	EDM	65	20	23	43
18	* Alisher Sarkenov	PA	47	21	20	41
19	* Mason Kraft	WEN	54	14	26	40
20	Several Players Tied					38

Goals

Rank	Player	Team	GP	G
1	* JP Hurlbert	KAM	68	42
2	* Jacob Kvasnicka	PEN	65	35
3	* Kale Dach	CGY	63	34
4	* Noah Davidson	MH	67	30
5	* Andrei Molgachev	CGY	61	29

Assists

Rank	Player	Team	GP	A
1	* Matias Vanhanen	EVT	62	66
2	* JP Hurlbert	KAM	68	55
3	* Jacob Kvasnicka	PEN	65	50
4	* Josh Toll	WEN	67	50
5	* Ben MacBeath	CGY	67	44

Penalty Minutes

Rank	Player	Team	GP	PIM
1	* Alexandre Andre	WEN	48	77
2	* Gunnar Gleasman	BDN	46	74
3	* Jake Gustafson	POR	68	68
4	* Luke Wilfley	POR	66	64
5	* Triston Mitchell-McElhone	SAS	46	63

Minor Penalties

Rank	Player	Team	GP	MinPen
1	* Jake Gustafson	POR	68	29
2	* Dylan Dean	EDM	52	26
3	* Rui Han	WEN	48	24
4	* Owen Hayden	KEL	44	23
5	Several Players Tied			22

Major Penalties

Rank	Player	Team	GP	MajPen
1	* Alexandre Andre	WEN	48	9
2	Several Players Tied			6

Power Play Goals

Rank	Player	Team	GP	PPG
1	* Chase Surkan	BDN	45	13
2	* Kale Dach	CGY	63	12
3	* Jacob Kvasnicka	PEN	65	10
4	* Dmitri Yakutsenak	PG	65	10
5	Several Players Tied			9

Short Handed Goals

Rank	Player	Team	GP	SHG
1	* Jacob Kvasnicka	PEN	65	4
2	Several Players Tied			2

Shots

Rank	Player	Team	GP	Shots
1	* JP Hurlbert	KAM	68	294
2	* Jacob Kvasnicka	PEN	65	197
3	* Brock England	SEA	64	179
4	* Timofei Runtso	VIC	68	163
5	* Jonah Sivertson	PA	66	160

Shooting Percentage

Rank	Player	Team	GP	Goals	Shots	PCT
1	* Chase Surkan	BDN	45	20	76	26.3
2	* Alisher Sarkenov	PA	47	21	87	24.1
3	* Kale Dach	CGY	63	34	155	21.9
4	* Noah Davidson	MH	67	30	141	21.3
5	* Tomas Poletin	KEL	43	20	94	21.3

Game Winning Goals

Rank	Player	Team	GP	GWG
1	* Kale Dach	CGY	63	8
2	* Alisher Sarkenov	PA	47	6
3	* Matias Vanhanen	EVT	62	6
4	* Jacob Kvasnicka	PEN	65	6
5	Several Players Tied			5

Plus/Minus

Rank	Player	Team	GP	+/-
1	* Matias Vanhanen	EVT	62	58
2	* Benett Kelly	PA	66	49
3	* Jonah Sivertson	PA	66	46
4	* Noah Davidson	MH	67	46
5	* Yaroslav Bryzgalov	MH	64	37

Shootout Goals

Rank	Player	Team	SOG	SOA
1	* Dmitri Yakutsenak	PG	4	4
2	* Tomas Poletin	KEL	3	4
3	* Ludovic Perreault	VIC	3	6
4	Several Players Tied			2

Shootout Percentage

Rank	Player	Team	SOG	SOA	SO%
1	* Dmitri Yakutsenak	PG	4	4	100.0
2	* Kale Dach	CGY	2	2	100.0
3	* Mason Kraft	WEN	2	2	100.0
4	* Tomas Poletin	KEL	3	4	75.0
5	Several Players Tied				66.7

Leaders (Defencemen)

Top 20 Scorers

Rank	Player	Team	GP	G	A	PTS
1	Jonas Woo	MH	56	29	57	86
2	Bryce Pickford	MH	55	45	38	83
3	Daxon Rudolph	PA	68	28	50	78
4	Carson Carels	PG	58	20	53	73
5	Landon DuPont	EVT	63	18	55	73
6	Carter Sotheran	EDM	67	19	53	72
7	Tarin Smith	EVT	65	16	55	71
8	Mazden Leslie	KEL	67	18	50	68
9	Ethan MacKenzie	EDM	59	22	36	58
10	Grayson Burzynski	BDN	59	11	47	58
11	Ryan Lin	VAN	53	14	43	57
12	Aiden Ziprick	MJ	68	20	36	56
13	* Josh Toll	WEN	67	4	50	54
14	Ephram McNutt	REG	66	13	40	53
15	Ethan Weber	PEN	68	14	37	51
16	* Ben MacBeath	CGY	67	7	44	51
17	Justice Christensen	PA	63	18	30	48
18	Brayden Klimpke	SAS	68	4	43	47
19	Nolan Stevenson	PEN	67	11	35	46
20	* Timofei Runtso	VIC	68	11	33	44

Goals

Rank	Player	Team	GP	G
1	Bryce Pickford	MH	55	45
2	Jonas Woo	MH	56	29
3	Daxon Rudolph	PA	68	28
4	Ethan MacKenzie	EDM	59	22
5	Several Players Tied			20

Assists

Rank	Player	Team	GP	A
1	Jonas Woo	MH	56	57
2	Landon DuPont	EVT	63	55
3	Tarin Smith	EVT	65	55
4	Carson Carels	PG	58	53
5	Carter Sotheran	EDM	67	53

Penalty Minutes

Rank	Player	Team	GP	PIM
1	Brady Ness	MJ	62	137
2	Nate Corbet	KEL	49	118
3	Seth Fryer	VIC	62	114
4	Rowan Guest	KEL	64	99
5	Tarin Smith	EVT	65	98

Minor Penalties

Rank	Player	Team	GP	MinPen
1	Tarin Smith	EVT	65	44
2	Seth Fryer	VIC	62	42
3	Brady Ness	MJ	62	41
4	Jaxen Adam	TC	66	41
5	Noa Ta'amu	EDM	62	38

Major Penalties

Rank	Player	Team	GP	MajPen
1	Nate Corbet	KEL	49	12
2	Brady Ness	MJ	62	11
3	Jaxson Pawlenchuk	VAN	40	8
4	Several Players Tied			7

Power Play Goals

Rank	Player	Team	GP	PPG
1	Bryce Pickford	MH	55	19
2	Daxon Rudolph	PA	68	13
3	Jonas Woo	MH	56	10
4	Ethan MacKenzie	EDM	59	10
5	Aiden Ziprick	MJ	68	9

Short Handed Goals

Rank	Player	Team	GP	SHG
1	Jonas Woo	MH	56	4
2	Mazden Leslie	KEL	67	2
3	Several Players Tied			1

Shots

Rank	Player	Team	GP	Shots
1	Landon DuPont	EVT	63	283
2	Bryce Pickford	MH	55	265
3	Tarin Smith	EVT	65	259
4	Daxon Rudolph	PA	68	240
5	Several Players Tied			239

Shooting Percentage

Rank	Player	Team	GP	Goals	Shots	PCT
1	Nolan Paquette	MJ	29	8	44	18.2
2	Bryce Pickford	MH	55	45	265	17.0
3	Jonas Woo	MH	56	29	188	15.4
4	Kayd Ruedig	EVT	66	16	104	15.4
5	Josh Lee	EDM	66	8	56	14.3

Game Winning Goals

Rank	Player	Team	GP	GWG
1	Bryce Pickford	MH	55	11
2	Mazden Leslie	KEL	67	7
3	Landon DuPont	EVT	63	6
4	Daxon Rudolph	PA	68	6
5	Several Players Tied			4

Plus/Minus

Rank	Player	Team	GP	+/-
1	Tarin Smith	EVT	65	65
2	Jonas Woo	MH	56	63
3	Landon DuPont	EVT	63	59
4	Linden Burrett	PA	64	57
5	Bryce Pickford	MH	55	55

Shootout Goals

Rank	Player	Team	SOG	SOA
1	* Colt Carter	MJ	1	1
2	Aiden Ziprick	MJ	1	1
3	Isa Guram	KAM	1	3
4	Ryan Lin	VAN	1	4
5	Ethan Weber	PEN	1	4

Shootout Percentage

Rank	Player	Team	SOG	SOA	50%
1	Isa Guram	KAM	1	3	33.3
2	Ryan Lin	VAN	1	4	25.0
3	Ethan Weber	PEN	1	4	25.0

Specialty Team Records

Team Power Play

Rank	Team	GP	ADV	GF	PP%	SHGA
1	Medicine Hat Tigers	68	214	69	32.2	2
2	Calgary Hitmen	68	243	77	31.7	6
3	Prince George Cougars	68	228	72	31.6	4
4	Everett Silvertips	68	247	74	30.0	6
5	Prince Albert Raiders	68	237	67	28.3	6
6	Penticton Vees	68	215	59	27.4	5
7	Kamloops Blazers	68	223	60	26.9	8
8	Regina Pats	68	257	64	24.9	10
9	Moose Jaw Warriors	68	217	54	24.9	5
10	Saskatoon Blades	68	247	60	24.3	6
11	Brandon Wheat Kings	68	241	57	23.7	7
12	Kelowna Rockets	68	256	59	23.0	4
13	Edmonton Oil Kings	68	258	57	22.1	11
14	Victoria Royals	68	248	52	21.0	3
15	Lethbridge Hurricanes	68	239	49	20.5	11
16	Portland Winterhawks	68	289	59	20.4	10
17	Red Deer Rebels	68	247	49	19.8	8
18	Vancouver Giants	68	218	40	18.3	8
19	Wenatchee Wild	68	277	49	17.7	13
20	Seattle Thunderbirds	68	253	43	17.0	7
21	Tri-City Americans	68	207	35	16.9	8
22	Swift Current Broncos	68	243	41	16.9	9
23	Spokane Chiefs	68	240	40	16.7	5

Team Penalty Kill

Rank	Team	GP	TSH	PPGA	PK%	SHGF
1	Penticton Vees	68	220	40	81.8	7
2	Wenatchee Wild	68	275	50	81.8	5
3	Prince George Cougars	68	234	43	81.6	8
4	Everett Silvertips	68	257	51	80.2	5
5	Edmonton Oil Kings	68	282	56	80.1	12
6	Kelowna Rockets	68	268	54	79.9	12
7	Prince Albert Raiders	68	223	46	79.4	3
8	Spokane Chiefs	68	271	56	79.3	9
9	Calgary Hitmen	68	207	43	79.2	2
10	Victoria Royals	68	211	44	79.1	5
11	Medicine Hat Tigers	68	271	58	78.6	13
12	Seattle Thunderbirds	68	285	64	77.5	11
13	Saskatoon Blades	68	215	52	75.8	4
14	Brandon Wheat Kings	68	254	63	75.2	2
15	Kamloops Blazers	68	205	51	75.1	9
16	Tri-City Americans	68	199	50	74.9	4
17	Portland Winterhawks	68	237	64	73.0	10
18	Regina Pats	68	239	65	72.8	7
19	Swift Current Broncos	68	259	71	72.6	8
20	Red Deer Rebels	68	258	71	72.5	3
21	Lethbridge Hurricanes	68	220	62	71.8	7
22	Vancouver Giants	68	250	71	71.6	7
23	Moose Jaw Warriors	68	204	61	70.1	9

Team Overtime Performance

Rank	Team	GP	W	L	SW	SL	PTS	PCT
1	Prince George Cougars	15	8	2	5	0	28	0.000
2	Medicine Hat Tigers	18	8	5	2	3	28	0.000
3	Everett Silvertips	12	7	2	2	1	21	0.000
4	Red Deer Rebels	13	6	4	1	2	20	0.000
5	Tri-City Americans	14	6	5	2	1	22	0.000
6	Vancouver Giants	13	5	2	4	2	22	0.000
7	Lethbridge Hurricanes	9	5	3	0	1	14	0.000
8	Wenatchee Wild	11	5	3	1	2	17	0.000
9	Kamloops Blazers	19	5	7	1	6	25	0.000
10	Brandon Wheat Kings	9	4	2	3	0	16	0.000
11	Edmonton Oil Kings	10	4	3	1	2	15	0.000
12	Moose Jaw Warriors	13	4	5	2	2	19	0.000
13	Saskatoon Blades	13	4	5	2	2	19	0.000
14	Seattle Thunderbirds	16	4	6	2	4	22	0.000
15	Victoria Royals	17	4	6	3	4	24	0.000
16	Portland Winterhawks	14	4	7	2	1	20	0.000
17	Regina Pats	14	4	7	1	2	19	0.000
18	Calgary Hitmen	15	4	8	2	1	21	0.000
19	Spokane Chiefs	7	3	2	2	0	12	0.000
20	Swift Current Broncos	14	3	4	2	5	19	0.000
21	Prince Albert Raiders	12	3	5	3	1	18	0.000
22	Penticton Vees	16	3	6	3	4	22	0.000
23	Kelowna Rockets	14	2	6	3	3	19	0.000

Summary

Description	Result	
Head to Head Record 2025 - 26 Regular Season	Prince Albert 2-2-0-0	Red Deer 2-2-0-0
Head to Head Record 2024 - 25 Regular Season	Prince Albert 3-1-0-0	Red Deer 1-2-1-0
Last 5 Years record between teams	Prince Albert 11-12-0-0	Red Deer 12-9-1-1
Prince Albert vs. Red Deer Last 5 Years record at Prince Albert	Prince Albert 6-6-0-0	Red Deer 6-5-0-1
Prince Albert vs. Red Deer Last 5 Years record at Red Deer	Prince Albert 5-6-0-0	Red Deer 6-4-1-0
Previous Meetings This Season	Prince Albert 1 @ Red Deer 3 (Mar 7 2026) Final	
	Red Deer 4 @ Prince Albert 3 (Mar 3 2026) Final	
	Prince Albert 7 @ Red Deer 3 (Dec 6 2025) Final	
	Red Deer 1 @ Prince Albert 4 (Oct 4 2025) Final	

Match Up

	<u>Red Deer</u>	<u>Prince Albert</u>
Team Record	26-36-4-2 -- 58 points	52-10-5-1 -- 110 points
Division Ranking	4th Central	1st East
Conference Ranking	8th Eastern	1st Eastern
League Ranking	18th	2nd
Past 10 Games	4-4-2-0	8-2-0-0
Streak	0-2-0-0	6-0-0-0
Last Game	8-3 L @ Medicine Hat (Mar 21 2026) Final	4-0 W @ Saskatoon (Mar 21 2026) Final
Home Record	13-18-3-0	26-4-3-1
Away Record	13-18-1-2	26-6-2-0
GF	198	310
GA	266	165
PP (Overall)	(49/247) 19.8%	(67/237) 28.3%
PP (Home)	(22/128) 17.2%	(40/127) 31.5%
PP (Away)	(27/119) 22.7%	(27/110) 24.5%
PK (Overall)	(71/258) 72.5%	(46/223) 79.4%
PK (Home)	(36/133) 72.9%	(16/105) 84.8%
PK (Away)	(35/125) 72.0%	(30/118) 74.6%
PP vs. Opp.	(3/20) 15%	(5/18) 27.8%
PK vs. Opp.	(5/18) 72.2%	(3/20) 85%
Leading Rookie	Andersen (25-21-46)	Sivertson (24-29-53)
Most PIM	Sopiarz - 87	Christensen - 84
Team PIM/GM	12.9/Game	11.6/Game
Leading Scorers	Hamilton (24-38-62) Andersen (25-21-46) Brigley (20-18-38) Varga (21-16-37) Kuzma (12-19-31)	Rudolph (28-50-78) Oiring (28-41-69) Gorzynski (27-42-69) Heise (29-34-63) Cootes (24-39-63)
Last 5 Games	8-3 L @ Medicine Hat (Mar 21 2026) Final 9-3 L vs Medicine Hat (Mar 20 2026) Final 4-3 W @ Lethbridge (Mar 18 2026) Final 6-5 L vs Calgary (Mar 14 2026) Final OT 3-2 W vs Brandon (Mar 13 2026) Final OT	4-0 W @ Saskatoon (Mar 21 2026) Final 4-0 W vs Saskatoon (Mar 20 2026) Final 8-4 W vs Regina (Mar 17 2026) Final 2-1 W @ Regina (Mar 14 2026) Final SO 11-0 W vs Moose Jaw (Mar 13 2026) Final
Leading After 1st	0-0-0-0	0-0-0-0
Leading After 2nd	0-0-0-0	0-0-0-0
Tied After 1st	0-0-0-0	0-0-0-0
Tied After 2nd	0-0-0-0	0-0-0-0
Trailing After 1st	0-0-0-0	0-0-0-0
Trailing After 2nd	0-0-0-0	0-0-0-0
Out Shooting Opponents	0-0-0-0	0-0-0-0
Out Shot by Opponents	0-0-0-0	0-0-0-0
1 Goal Games	0-0-0-0	0-0-0-0
2 Goal Games	0-0-0-0	0-0-0-0
3 Goal Games	0-0-0-0	0-0-0-0

Red Deer Rebels vs Prince Albert Raiders Head to Head

Prince Albert Raiders

#	Name	GP	G	A	PTS	PIM	+/-
15	Brandon Gorzynski (total)	7	2	4	6	9	1
	CGY	5	2	4	6	0	3
	PA	2	0	0	0	9	-2
15	Brayden Dube	4	2	2	4	4	0
28	Jonah Sivertson	4	2	2	4	2	0
10	Daxon Rudolph	4	1	3	4	6	-4
11	Linden Burrett	4	0	4	4	7	5
17	Maddix McCagherty	3	2	1	3	0	3
12	Brock Cripps	4	0	3	3	2	2
14	Max Heise	4	1	1	2	4	-2
25	X Ty Meunier	2	1	1	2	0	-1
19	Aiden Oiring	4	1	1	2	4	-4
23	Riley Boychuk	4	0	2	2	4	-1
34	Braeden Cootes	1	0	2	2	0	2
22	Connor Howe	4	0	2	2	2	4
27	X Ethan Bibeau	1	1	0	1	0	1
7	Justice Christensen	4	1	0	1	13	-5
32	Owen Corkish	4	1	0	1	0	1
20	Ben Harvey	2	1	0	1	0	0
24	Alisher Sarkenov	3	1	0	1	0	0
18	X Oli Chenier	2	0	1	1	0	1
21	Evan Smith	4	0	1	1	6	0
35	Steele Bass	2	0	0	0	0	0
8	Hubert Clarke	1	0	0	0	0	0
33	X Dimitri Fortin	2	0	0	0	0	0
6	Benett Kelly	3	0	0	0	8	3
5	Matyas Man	4	0	0	0	7	5

#	Name	GP	W	L	OTL	SL	Mins	GA	GAA	SV%
33	X Dimitri Fortin	2	2	0	0	0	120:00	4	2.00	0.892
35	Steele Bass	2	0	2	0	0	116:37	6	3.09	0.893

Red Deer Rebels

#	Name	GP	G	A	PTS	PIM	+/-
27	Matej Mikes	3	3	2	5	4	1
11	Poul Andersen (total)	4	1	3	4	0	0
	RD	2	0	3	3	0	1
	EDM	2	1	0	1	0	-1
21	Beckett Hamilton	4	2	0	2	2	-1
2	Aleksey Chichkin	3	1	1	2	6	1
9	Cameron Kuzma (total)	3	1	1	2	2	-1
	RD	2	1	1	2	2	0
	SEA	1	0	0	0	2	-1
7	Nate Yellowaga	4	1	1	2	2	0
26	Talon Brigley	4	0	2	2	2	-1
35	Matthew Kondro	3	0	2	2	4	0
8	X Keith McInnis	2	0	2	2	2	1
15	Owen DeWitt	3	1	0	1	2	-1
9	X Matthew Gard	2	1	0	1	2	-1
24	Landon MacSwain	4	1	0	1	6	1
11	X Jaxon Fuder	2	0	1	1	0	-1
18	Kohen Lodge (total)	5	0	1	1	0	0
	RD	3	0	1	1	0	0
	SAS	2	0	0	0	0	0
3	Jake Missura	4	0	1	1	2	0
20	Patrick Sopiarcz	2	0	1	1	7	0
8	Cole Temple (total)	3	0	1	1	0	0
	RD	2	0	1	1	0	2
	EVT	1	0	0	0	0	-2
4	X Luke Vlooswyk	2	0	1	1	2	-1
20	X Arjun Bawa	1	0	0	0	4	-2
6	Noah Chadi	2	0	0	0	0	-1
22	X Ty Coupland	1	0	0	0	0	0
14	X Samuel Drancak	2	0	0	0	2	0
5	Jiri Kamas	2	0	0	0	5	1
17	Matus Lisy	4	0	0	0	4	-2
16	X Noah Milford	1	0	0	0	0	-1
10	Grayden Peterson	2	0	0	0	2	-1
19	X Nolan Schmidt	2	0	0	0	5	-2
23	X Owen Shadrack	2	0	0	0	0	-2
2	X Derek Thurston	1	0	0	0	7	-2
25	X Zane Torre	1	0	0	0	0	-3
14	Kalder Varga (total)	3	0	0	0	0	1
	KEL	1	0	0	0	0	1
	RD	2	0	0	0	0	0
33	X Chase Wutzke	1	0	0	0	0	0
12	Tyson Yaremko	1	0	0	0	0	0

#	Name	GP	W	L	OTL	SL	Mins	GA	GAA	SV%
35	Matthew Kondro	3	2	1	0	0	177:24	10	3.38	0.916
33	X Chase Wutzke	1	0	1	0	0	60:00	4	4.00	0.857