


2022-23 MEDIA INFORMATION GUIDE



ONTARIO HOCKEY LEAGUE



Hamilton Bulldogs
Robertson Cup Champions

LIVE

**EVERY GAME.
ALL SEASON.**

Don't miss a minute of the action!
Watch live on any device.



Contents

Ontario Hockey League		Milestone Seasons	
Ontario Hockey League Directory	2	100-Point Seasons	170
OHL Media Contacts	3	50-Goal Seasons	174
History of the OHL	4		
Member Teams		Awards and Trophies	
Barrie Colts	6	Team Trophies	176
Erie Otters	10	Individual Trophies	179
Flint Firebirds	14	Canadian Hockey League Awards	190
Guelph Storm	18		
Hamilton Bulldogs	22	All-Star Teams	
Kingston Frontenacs	26	All-Star Teams	191
Kitchener Rangers	30	All-Rookie Teams	197
London Knights	34		
Mississauga Steelheads	38	2022 OHL Playoffs	
Niagara IceDogs	42	The Robertson Cup	200
North Bay Battalion	46	Championship Rosters	201
Oshawa Generals	50	Playoff Records	203
Ottawa 67's	54	Results	204
Owen Sound Attack	58	Playoff Scoring Leaders	205
Peterborough Petes	62	Goaltending Leaders	206
Saginaw Spirit	66	Goaltender Statistics	207
Sarnia Sting	70	Player Statistics	208
Soo Greyhounds	74	OHL Champions / Wayne Gretzky 99 Award	214
Sudbury Wolves	78		
Windsor Spitfires	82	Memorial Cup	
Officiating Staff Directory	86	History	215
		All-Star Teams	216
2021-22 Season in Review		Award Winners	217
Team Standings	87	Records	218
Scoring Leaders	88	Ontario teams to win the Memorial Cup	220
Goaltending Leaders	89		
Goaltender Statistics	90	NHL Draft	
Player Statistics	92	Results of the 2022 NHL Draft	222
Coaches Poll/Top Performers	103	NHL Honour Roll - 2021-22 Season	223
Historical Season Results	104	OHL Graduates in the Hockey Hall of Fame	224
		All-Time Coaching Leaders	225
Records		Media Directory	
Franchise Year-by-Year Records	140	OHL Media Policies	226
Team Records	163	Media covering the OHL	227
Individual Records	167		
Single Game Records	169	2022-23 OHL Schedule	228

The 2022-23 Ontario Hockey League Media & Information Guide is published by the Ontario Hockey League.
Editor - Josh Sweetland (jsweetland@chl.ca) / Photography - OHL Images

The information contained in this publication was compiled by the Ontario Hockey League and is provided as a courtesy to the member teams and media and may be used only for personal and editorial purposes. Any commercial use of this publication is prohibited without the prior written consent of the Ontario Hockey League. The OHL Information Guide is published annually by the Ontario Hockey League.

Limited print editions from 1982-83 to 1985-86 and 1987-88 to 2007-08 are available at \$6.00 per copy including postage and handling. Please send cheque or money order to: Ontario Hockey League, 305 Milner Ave., Suite 200, Scarborough, Ontario M1B 3V4.

Ontario Hockey League

305 Milner Avenue, Suite 200, Scarborough, Ontario M1B 3V4

Tel: (416) 299-8700

www.ontariohockeyleague.com

Staff Directory



David Branch



Ted Baker



Cole Butterworth



Conrad Haché



Kyle Pereira

Commissioner David E. Branch
 Chairman of the Board Craig Goslin
 Past Chairman Dr. Robert Neville
 Secretary Treasurer Tim Lukenda
 Officer at Large Jim Waters
 Member at Large Joe Birch
 Vice-President Ted Baker
 Vice-President, Business Operations Cole Butterworth
 Director of Finance Ray Hollowell
 Director of Administration Herb Morell
 Director of Officiating Conrad Haché
 Director of Business Operations Matt Gergely
 Director of Communications Josh Sweetland
 Director of Player Recruitment & Development ... Kyle Pereira
 Director of Cultural Diversity & Inclusion ... Rico Phillips
 Director of Education Services Christina Laishram
 Director of Central Scouting Darrell Woodley
 Director of Security Ken Miller
 Sr. Manager of Video & Digital Content Jordan Henry
 Manager of Communications Joelle Wood
 Manager of Development & Events Wade Branch
 Manager of Hockey Operations Darryl Hollowell
 Coordinator of Video & Digital Content Raine Hernandez
 Coordinator of Video & Digital Content Kyle Watson
 Administrative Assistant Terry Legenza
 Officiating Managers Brad Beer
 Ken Cox
 Greg Devorski
 Greg Kimmerly
 Ken Miller
 Scott Oakman
 Central Scouts Blake Callaghan
 Tyler Cooper
 John Finlay
 Brandon Francisco
 Kevin Hess
 James Kennedy
 Chris Marchese
 Joshua Romano
 Blaine Smith
 Dan Wood
 Dave MacDonald



Ray Hollowell



Herb Morell



Darrell Woodley



Matt Gergely



Rico Phillips

OHL Media Directory



Josh Sweetland

Director of Communications
Josh Sweetland
Phone: 647-828-4229
jsweetland@chl.ca



Joelle Wood

Manager of Communications
Joelle Wood
Phone: 226-927-3167
jwood@chl.ca



Barrie Colts
Collin Jennings
Phone: 705-783-9630
Email: cjennings@barriecolts.com



Erie Otters
Shawn Bednard
Phone: 810-516-6349
Email: shawn.bednard@ottershockey.com



Flint Firebirds
Jack Sznawajs
Phone: 248-860-0340
Email: jack@flintfirebirds.com



Guelph Storm
Lindsay Newby
Phone: 519-803-7795
Email: lnewby@guelphstorm.com



Hamilton Bulldogs
Reed Duthie
Phone: 905-520-8177
Email: reed.duthie@hamiltonbulldogs.com



Kingston Frontenacs
Jordan Jackson
Phone: 613-328-6787
Email: jordan@kingstonfrontenacs.com



Kitchener Rangers
Dominic Hennig
Phone: 519-497-9342
Email: dhennig@kitchenerangers.com



London Knights
Alex Brown
Phone: 613-796-4005
Email: abrown@londonknights.com



Mississauga Steelheads
Michael Hastings
Phone: 647-524-4339
Email: mhastings@mississaugasteelheads.com



Niagara IceDogs
John Burns
Phone: 905-329-9581
Email: j.burns@niagaraicedogs.net



North Bay Battalion
Stuart Macleod
Phone: 905-518-9205
Email: smacleod@battalionhockey.com



Oshawa Generals
Brandon Wright
Phone: 905-309-3178
Email: bwright@oshawagenerals.com



Ottawa 67's
Brandon Maki
Phone: 613-762-6856
Email: bmaki@oseg.ca



Owen Sound Attack
Brock Tanner
Phone: 519-386-2034
Email: btanner@attackhockey.com



Peterborough Petes
Connor Massie
Phone: 705-915-3312
Email: cmassie@gopetesgo.com



Saginaw Spirit
Dillon Clark
Phone: 989-737-8964
Email: dclark@saginawspirit.com



Sarnia Sting
Jake Bourrie
Phone: 226-378-4500
Email: jbourrie@sarniasting.com



Soo Greyhounds
Gerry Liscumb Jr.
Phone: 906-203-1621
Email: gerry@soogreyhounds.com



Sudbury Wolves
Miranda Boivin
Phone: 705-561-5664
Email: miranda.swain@swse.ca



Windsor Spitfires
Nick Welsh
Phone: 289-233-1774
Email: social@windsorspitfires.com

OHL Historical Timeline

- 1893 Junior Hockey is first played in Ontario.
- 1919 Memorial Cup is presented for the first time to the University of Toronto Schools as the symbol of supremacy in Canadian Junior Hockey.
- 1934 OHA divides Junior category into "A" and "B". J. Ross Robertson Cup is awarded for the first time to St. Michael's College as the Ontario Jr. A champions.
- 1945 The Red Tilson Trophy is awarded for the first time to Doug McMurdy of St. Catharines as the player voted most outstanding during the regular season. Eddie Powers Memorial Trophy is awarded for the first time to Tod Sloan of the St. Michael's Majors as the League's Leading Scorer.
- 1948 The Dave Pinkney Trophy is awarded for the first time to Gil Mayer of Barrie as the goaltender who had the least number of goals scored against at the end of the regular season.
- 1956 Kitchener Greenshirts franchise moves to Peterborough.
- 1958 Hamilton Spectator Trophy is awarded for the first time to St. Catharines as the team finishing first place overall in the regular schedule.
- 1960 Barrie Flyers franchise moves to Niagara Falls. The William Hanley Trophy is awarded for the first time to Bruce Draper of St. Michael's as the League's most gentlemanly player.
- 1961 St. Michael's Majors suspend operations.
- 1963 Guelph franchise moves to Kitchener.
- 1965 London Knights franchise granted.
- 1967 Ottawa 67's franchise granted.
- 1969 The Max Kaminsky Trophy is awarded for the first time to Ron Plumb of Peterborough as the League's most outstanding defenceman. Rejean Houle is selected by the Montreal Canadiens in the 1969 NHL Entry Draft, from the Montreal Jr. Canadiens, making him the first OHL player to be selected first overall.
- 1970 Gilbert Perreault of the Montreal Jr. Canadiens is drafted first overall by the Buffalo Sabres in the 1970 NHL Entry Draft.
- 1971 The Matt Leyden Trophy is awarded for the first time to Gus Bodnar of the Oshawa Generals as the Coach of the Year. The Jim Mahon Memorial Trophy is awarded for the first time to Bill Harris of Toronto as the League's highest scoring right winger. Montreal Jr. Canadiens suspend operations.
- 1972 Sault Ste. Marie Greyhounds franchise granted. Niagara Falls Flyers franchise moves to Sudbury. The Emms Family Award is presented for the first time to Dennis Maruk of the London Knights as the League's rookie of the year. Billy Harris of the Toronto Marlboros is drafted first overall by the New York Islanders in the 1972 NHL Entry Draft.
- 1973 Montreal franchise re-activated and moved to Kingston. Denis Potvin of the Ottawa 67's is drafted first overall by the New York Islanders in the 1973 NHL Entry Draft.
- 1974 League becomes an independent operation from the OHA opening a League administration office and establishing the Commissioner's position. Clarence "Tubby" Schmalz named the League's first Commissioner. League name changes to the Ontario Major Junior Hockey League.
- 1975 Windsor Spitfires expansion franchise granted. The League is re-aligned into a two division format. The Central Scouting Bureau is established to provide member teams with information about players eligible for the draft.
- 1976 The F.W. "Dinty" Moore Trophy is awarded for the first time to Mark Locken of Hamilton as the first year goaltender with the best goals against average. St. Catharines franchise moves to Niagara Falls. Hamilton franchise moves to St. Catharines. Rick Green of the London Knights is drafted first overall by the Washington Capitals in the 1976 NHL Entry Draft.
- 1977 St. Catharines franchise moves to Hamilton. The OHL All Star Game is played for the first time in Sudbury.
- 1977 Dale McCourt of the St. Catharines Fincups is drafted first overall by the Detroit Red Wings in the 1977 NHL Entry Draft.
- 1978 Bill Beagan becomes the League's second Commissioner. Hamilton franchise moves to Brantford. Bobby Smith of the Ottawa 67's is selected first overall by the Minnesota North Stars in the 1978 NHL Entry Draft.
- 1979 OMJHL Chairman of the Board Sherwood Bassin is named interim Commissioner following the departure of Beagan. David E. Branch is named Commissioner of the League.
- 1980 The Bobby Smith Trophy is awarded for the first time to Steve Konroyd of Oshawa as the League's scholastic player of the year. Rob Ramage of the London Knights is drafted first overall by the Colorado Rockies in the 1979 NHL Entry Draft.
- 1981 Belleville Bulls expansion franchise granted. Cornwall Royals transfer granted (from QMJHL). Jack Ferguson is appointed the League's Director of Central Scouting.
- 1982 Guelph Platers expansion franchise granted. Niagara Falls franchise moves to North Bay.
- 1983 The Leo LaLonde Memorial Trophy is awarded for the first time to Don McLaren of Ottawa as the League's overage player of the year.
- 1984 Brantford franchise moves to Hamilton.
- 1985 Rosters expanded to allow two overage players (from one)
- 1986 OHL All Star Game is replaced with the OHL/QMJHL All-Star Challenge. Chris Clifford of the Kingston Canadiens becomes the first goaltender in League history to score a goal.
- 1988 Hamilton franchise moves to Niagara Falls.
- 1989 Toronto franchise moves to Hamilton. Guelph franchise moves to Owen Sound. Bill Long Award is awarded for the first time to Alec Campagnaro for Distinguished Service to the OHL.
- 1990 Detroit Compuware Ambassadors expansion franchise granted.
- 1990 Owen Nolan of the Cornwall Royals is drafted first overall by the Quebec Nordiques in the 1990 NHL Entry Draft.
- 1991 Hamilton franchise moves to Guelph. OHL/QMJHL All Star Challenge is replaced by the CHL All Star Challenge
- 1991 Eric Lindros of the Oshawa Generals is drafted first overall by the Quebec Nordiques in the 1991 NHL Entry Draft.
- 1992 Cornwall franchise moves to Newmarket.
- 1994 Barrie Colts expansion franchise granted for 1995-96 season. Newmarket franchise moves to Sarnia. Ed Jovanovski of the Windsor Spitfires is drafted first overall by the Florida Panthers in the 1994 NHL Draft.
- 1995 The Detroit Jr. Red Wings set an OHL and CHL record for single game attendance when 19,875 fans came to the Joe Louis Arena for their game against Windsor. Bryan Berard of the Detroit Jr. Red Wings is drafted first overall by the Ottawa Senators in the 1995 NHL Draft.

OHL Historical Timeline

- 1996 Toronto St. Michael's Majors expansion franchise granted for the 1997-98 season
Niagara Falls franchise moves to Erie, PA.
First CHL Top Prospects Game is played at Maple Leaf Gardens in Toronto.
Barrie Colts set an OHL record for an expansion team with 28 wins and a .477 winning percentage.
The League is re-aligned into three divisions to accommodate the expansion Toronto St. Michael's Majors.
Brampton Battalion expansion franchise granted for the 1998-99 season.
- 1997 OHL All Star Game returns as the Bell All Star Cup held in Barrie.
Ottawa 67's coach Brian Kilrea sets a CHL record with 757 career victories.
Mississauga IceDogs expansion franchise granted for the 1998-99 season.
Joe Thornton of the Sault Ste. Marie Greyhounds is drafted first overall by the Boston Bruins in the 1997 NHL Entry Draft
- 1998 Bell All Star Cup hosted by the North Bay Centennials.
The League is re-aligned into a two conference, four division format.
- 1999 Bell All-Star Cup hosted by the Sarnia Sting.
- 2000 OHL All-Star Game is hosted by the Mississauga IceDogs.
Rosters expanded to allow three overage players.
- 2001 OHL participates in the CHL All-Star Series. Ontario game is hosted by the Guelph Storm.
The two-man referee system is adopted by the OHL.
- 2002 North Bay franchise moves to Saginaw, Michigan
League division format is realigned to accommodate Saginaw.
Rick Nash of the London Knights is drafted first overall by the Columbus Blue Jackets in the 2002 NHL Entry Draft.
- 2003 Ottawa 67's coach Brian Kilrea becomes the first coach in CHL history to win 1,000 games.
- 2004 OHL All-Star Classic is hosted by the Peterborough Petes.
- 2005 OHL All-Star Classic is hosted by the Owen Sound Attack.
- 2006 Shootouts implemented to break a tie after overtime.
OHL All-Star Classic is hosted by the Belleville Bulls.
- 2007 OHL All-Star Classic is hosted by the Saginaw Spirit.
Mississauga IceDogs relocate to St. Catharines and become the Niagara IceDogs.
Toronto St. Michael's Majors relocate to Mississauga and become the Mississauga St. Michael's Majors.
Patrick Kane of the London Knights is selected first overall by the Chicago Black Hawks in the 2007 NHL Entry Draft.
- 2008 OHL All-Star Classic hosted by the Soo Greyhounds.
Steven Stamkos of the Sarnia Sting is selected first overall by the Tampa Bay Lightning in the 2008 NHL Entry Draft.
- 2009 OHL All-Star Classic is hosted by the Windsor Spitfires.
John Tavares of the London Knights is selected first overall by the New York Islanders in the 2009 NHL Entry Draft.
Brian Kilrea retires as coach of the Ottawa 67's.
All players must wear neck guards.
OHL now defines rookies as first year players in their 16 or 17-year-old birth years.
- 2010 OHL All-Star Classic is hosted by the Kingston Frontenacs.
Taylor Hall of the Windsor Spitfires is selected first overall in the NHL Entry Draft by the Edmonton Oilers.
- 2012 Nail Yakupov of the Sarnia Sting is selected first overall in the NHL Entry Draft by the Edmonton Oilers.
- 2013 Brampton Battalion franchise relocates to North Bay to become the North Bay Battalion.
- 2014 Aaron Ekblad of the Barrie Colts is the first overall pick of the Florida Panthers in the NHL Draft in Philadelphia, PA.
- 2015 Belleville Bulls franchise relocates to Hamilton to become the Hamilton Bulldogs.
Plymouth Whalers franchise relocates to Flint, Michigan to become the Flint Firebirds.
Connor McDavid of the Erie Otters is the first overall pick of the Edmonton Oilers in the NHL Draft in Sunrise, Florida.
- 2016 OHL introduces 3-on-3 overtime format.
- 2017 OHL introduces inaugural Under-18 Priority Selection.
Erie Otters become first team in OHL history to record four consecutive 50 win seasons.
- 2018 Hamilton Bulldogs win the city's first OHL championship since the 1976 Hamilton Fincups.
- 2019 Guelph Storm become the first team to win seven different elimination games, including overcoming a second round 3-0 series deficit en route to an OHL championship.
- 2020 Season suspended on March 12, 2020 due to Covid-19 pandemic, with Ottawa 67's winning second consecutive Hamilton Spectator Trophy.
- 2021 Season cancelled due to Covid-19 pandemic.
- 2022 Season conducted with a 68-game schedule consisting of predominantly intra-conference play



Barrie Colts

Sadlon Arena • 555 Bayview Drive, Barrie, Ontario L4N 8Y2
Phone: 705-722-6587
Email: operations@barriecolts.com
www.barriecolts.com

@OHLBarrieColts

barriecoltshockeyohl

OHLBarrieColtsOfficial

Established 1995 / J. Ross Robertson Cup Champions: 2000



Howie Campbell



Marty Williamson



Cole Beaudoin

Team Directory

Owner & President..... Howie Campbell
 Head Coach & General Manager Marty Williamson
 Assistant Coach..... Phillip Barski
 Assistant Coach..... Dylan Smoskowitz
 Assistant Coach..... Dennis Martindale
 Director of Goaltending..... David Belitski
 Head Athletic Therapist & Strength Coach.... Keith Kling
 Head Equipment Manager Morgan Payne
 Director of Scouting & Player Personnel Mark Seidel
 Scouts..... Mike Dukeshire, Wade Conrad,
 Marc Bissonnette, Matt Milne,
 Shane McCarthy, Mike Webster,
 Ethan Abrams, Tyler Brown
 Co-Owner/VP Business Dev. & Marketing ... Jim Payetta
 Mgr. of Corporate Partnerships & Groups Heidi Wilson
 Supervisor of Game Day Operations Adam McConnell
 Hockey Ops. Coord. & Mgr. of Media Relations... Collin Jennings
 Corporate Controller Amanda Whitman
 Food & Beverage Manager Sean Kehoe
 Accounting Manager Cheryl Whitman
 Mgr. of Social Responsibility/Billet Coordinator ... Kevin Collins
 Billet Program & Education Coordinator Rob Ferguson
 Academic Advisor Chris Cudmore
 Club Physician Dr. Ian Maxwell
 Club Dentist..... Dr. Raf Bartosiak
 Dr. Jason Jhauj
 Club Surgeon..... Dr. Gord Crawford

Team Information

Team Colours Blue, Red & Gold
 Home Arena Sadlon Arena
 Capacity 4,195
 Dimensions..... 200' x 85'
 Arena Phone 705-739-4220 x 4620
 Box Office 705-739-7666
 Arena Manager Paul Girard
 Press Box Location Upper North Side

Retired Jersey Numbers

18.....Bryan Little (2003-2007)

Past 10 Seasons

SEASON	GP	W	L	T	OTL	SOL	PTS	GF	GA	FINISH	PLAYOFFS
2021-22	68	34	27	-	6	1	75	245	236	3rd Central	1st Rd. (MISS)
2019-20	63	29	28	-	4	2	64	220	261	2nd Central	N/A
2018-19	68	26	38	-	3	1	56	221	245	5th Central	-
2017-18	68	42	21	-	4	1	89	297	229	1st Central	2nd Rd. (KGN)
2016-17	68	17	44	-	6	1	41	192	291	5th Central	-
2015-16	68	43	22	-	0	3	89	295	207	1st Central	EC Final (NIAG)
2014-15	68	41	24	-	1	2	85	278	227	1st Central	2nd Rd. (NB)
2013-14	68	37	28	-	1	2	77	266	218	2nd Central	2nd Rd. (NB)
2012-13	68	44	20	-	2	2	92	245	185	1st Central	OHL Final (LDN)
2011-12	68	40	23	-	3	2	85	248	210	2nd Central	EC Final (OTT)
Colts Totals	1,757	925	665	75	62	30	2,017	6,507	5,811	Pct. .574	

Colts Records

SEASON

Team		
Most Points:	(2009-10)	116
Most Goals:	(1998-99)	343
Most Goals Against:	(2010-11)	348
Fewest Goals Against:	(2003-04)	171

Individual

Most Points:	Kevin Labanc (2015-16)	127
Most Goals:	Bryan Cameron (2009-10)	53
Most Assists:	Kevin Labanc (2015-16)	88
Most Points (Def.):	Luch Nasato (1997-98)	69
Most Goals (Def.):	Aaron Ekblad (2013-14)	23
	Andrew Marshall (2005-06)	23
Most Assists (Def.):	Luch Nasato (1997-98)	57
Most Points (Rookie):	Denis Shvidki (1998-99)	94
Most Goals (Rookie):	Andrei Svechnikov (2017-18)	40
Most Assists (Rookie):	Denis Shvidki (1998-99)	59
Most Wins:	Andrew Perugini (2006-07)	40
Best GAA:	Mathias Niederberger (2012-13)	2.34
	Paulo Colaiacovo (2003-04)	2.34
Best SV%:	Mathias Niederberger (2012-13)	.933
Most Shutouts:	Dan LaCosta (2005-06)	6
Most Minutes Played:	Chris Thompson (1995-96)	3,443

CAREER

Individual

Most Points:	Bryan Little (2003-07)	342
Most Goals:	Bryan Little (2003-07)	153
Most Assists:	Bryan Little (2003-07)	189
	Daniel Tkaczuk (1995-99)	189
Most Games Played:	Hunter Tremblay (2002-07)	317
Most Points (Def.):	Luch Nasato (1995-98)	134
Most Goals (Def.):	Aaron Ekblad (2011-14)	40
Most Assists (Def.):	Luch Nasato (1995-98)	108
Most Games Played (Def.):	Michael Webster (2012-16)	254
Most Wins:	Brian Finley (1997-2001)	88
Best GAA:	Mathias Niederberger (2011-13)	2.50
Best SV%:	Mathias Niederberger (2011-13)	.926
Most Shutouts:	Paulo Colaiacovo (2001-04)	9
Most Games Played:	Brian Finley (1997-2001)	156
Most Coaching Wins:	Dale Hawerchuk (2010-19)	305

INDIVIDUAL GAME RECORDS - 2021-22

Most Goals	3
Oskar Olausson (Oct. 21, 2021 at Niagara)	
Nicholas Porco (Nov. 20, 2021 vs. Niagara)	
Beau Jelsma (Jan. 27, 2022 vs. Owen Sound)	
Ethan Cardwell (Mar. 26, 2022 at Kingston)	
Tyson Foerster (Apr. 2, 2022 vs. London)	
Most Assists	4
Nathan Allensen (Feb. 15, 2022 at Owen Sound)	
Most Points	4
Ryan Del Monte (Oct. 28, 2021 vs Sudbury)	
Anthony Tabak (Jan. 16, 2022 at North Bay)	
Brandt Clarke (Jan. 16, 2022 at North Bay)	
Beau Jelsma (Jan. 27, 2022 vs Owen Sound)	
Nathan Allensen (Feb. 15, 2022 at Owen Sound)	
Hunter Haight (Feb. 19, 2022 vs Oshawa)	
Ethan Cardwell (Mar. 12, 2022 vs Mississauga)	
Most Power-Play Goals	2
Oskar Olausson (Oct. 21, 2021 at Niagara)	
Anthony Tabak (Jan. 16, 2022 at North Bay)	
Most Shorthanded Goals	1
9 times	
Fastest Opening Goal	0:10
Oskar Olausson (Oct. 14, 2021 at Sault Ste. Marie)	
Fastest Period Goal	0:09
Evan Vierling (Mar. 6, 2022 at Sudbury - 2nd Period)	
Fastest Two Goals by One Player	1:17
Evan Vierling (Mar. 6, 2022 at Sudbury)	
Fastest Three Goals by One Player	29:17
Oskar Olausson (Oct. 21, 2021 at Niagara)	
Longest Point Scoring Streak (Games)	9
Ethan Cardwell (Jan. 9, 2022 to Jan. 29, 2022 - 8G, 9A)	
Declan McDonnell (Mar. 5, 2022 to Mar. 20, 2022 - 8G, 4A)	
Longest Goal Scoring Streak (Games)	5
Brandt Clarke (Oct. 28, 2021 to Nov. 7, 2021)	
Hunter Haight (Jan. 25, 2022 to Feb. 3, 2022)	

Barrie Colts

Head Coach

Marty Williamson

Born: May 2, 1963 -- Markham, Ont.

Coaching Record

Year	Club	GP	W	L	T	OTL	SL	PTS	Finish
2021-22	Barrie Colts	68	34	27	0	6	1	75	3rd (Central)
2015-16	Niagara IceDogs	68	35	26	0	4	3	77	3rd (Central)
2014-15	Niagara IceDogs	68	37	27	0	2	2	78	3rd (Central)
2013-14	Niagara IceDogs	68	24	35	0	3	6	57	4th (Central)
2012-13	Niagara IceDogs	68	30	34	0	2	2	64	4th (Central)
2011-12	Niagara IceDogs	68	47	18	0	0	3	97	1st (Central)
2010-11	Niagara IceDogs	68	45	17	0	2	4	96	2nd (Central)
2009-10	Barrie Colts	68	57	9	0	0	2	116	1st (Central)
2008-09	Barrie Colts	68	30	33	0	3	2	65	3rd (Central)
2007-08	Barrie Colts	68	28	34	0	3	3	62	4th (Central)
2006-07	Barrie Colts	68	48	19	0	0	1	97	1st (Central)
2005-06	Barrie Colts	68	43	21	0	1	3	90	2nd (Central)
2004-05	Barrie Colts	68	33	23	9	3	0	78	2nd (Central)
	OHL Totals	884	491	323	9	29	32	1,052	Pct. .595

Coaching History

Bert Templeton, 1995-96 to 1998-99; Bill Stewart, 1999-2000; Bud Stefanski, 2000-01 to 2003-04, Marty Williamson 2004-05 to 2009-10, Dale Hawerchuk 2010-11 to date; Warren Rychel and Todd Miller 2019-20; Marty Williamson 2021-22 to present.

2021-22 Team Record

	W	L	OTL	SL
Overall Record:	34	27	6	1
Home Record:	16	14	3	1
Road Record:	18	13	3	0
Overtime Record:	6	6		
vs. East Division Opponents	9	10	4	1
vs. Central Division Opponents	21	13	1	0
vs. West Division Opponents	0	1	1	0
vs. Midwest Division Opponents	4	3	0	0
October Record	4	5	1	0
November Record	6	2	1	0
December Record	4	0	0	0
January Record	6	3	2	0
February Record	3	8	0	0
March Record	9	3	1	1
April Record	2	6	1	0
	W	L	OTL	SL
vs. Hamilton	2	3	1	0
vs. Kingston	2	2	0	0
vs. London	1	0	0	0
vs. Mississauga	4	4	0	0
vs. Niagara	6	2	0	0
vs. North Bay	5	4	1	0
vs. Oshawa	2	2	1	1
vs. Ottawa	3	1	0	0
vs. Owen Sound	3	3	0	0
vs. Peterborough	0	2	2	0
vs. Sault Ste. Marie	0	1	1	0
vs. Sudbury	6	3	0	0

Past 10 Years at the NHL Draft

RD.	OV.	PLAYER	NHL TEAM
2022			
2	47	Haight, Hunter	Minnesota
2021			
1	8	Clarke, Brandt	Los Angeles
4	121	Cardwell, Ethan	San Jose
2020			
1	20	Foerster, Tyson	Philadelphia
5	127	Vierling, Evan	NY Rangers
2019			
1	28	Suzuki, Ryan	Carolina
6	186	Hill, Mathew	Anaheim
2018			
1	2	Svechnikov, Andrei	Carolina
3	88	Keane, Joey	NY Rangers
7	200	Tucker, Tyler	St. Louis
2015			
2	42	Blackwood, Mackenzie	New Jersey
2	53	Andersson, Rasmus	Calgary
6	164	Radke, Roy	Chicago
6	166	Mangiapane, Andrew	Calgary
2014			
1	1	Ekblad, Aaron	Florida
2	31	Lemieux, Brendan	Buffalo
6	171	Labanc, Kevin	San Jose
2012			
1	30	Pearson, Tanner	Los Angeles

2022 OHL Priority Selection

RD	NO	NAME	2021-22 CLUB	POS	HT	WT	BIRTHDATE
1	10	Beaudoin, Cole	Nepean Raiders U18	C	6.02	190	04/20/2006
2	26	Lowe, Carter	Toronto Marlboros	LW	6.02.5	184	03/01/2006
2	29	Ellinas, Lucas	North York Rangers	C	6.01.25	176	03/12/2006
3	50	Aitcheson, Kashawn	North York Rangers	LD	6.01.25	167	09/21/2006
4	73	Forlin, Parker	Niagara North Stars	C	5.06.25	161	04/23/2006
5	93	Newton, Nolan	Sudbury Nickel Capital Wolves	C	5.08.5	156	01/27/2006
5	94	Warner, Wyatt	Kemptville 73s U18	C	5.10	170	07/10/2006
6	104	Brauti, Jack	Shattuck-St. Mary's Sabres	LD	5.11	154	05/24/2006
7	133	McInnes, Glen	Quinte Red Devils	G	6.01.5	159	04/25/2006
8	153	Passmore, Evan	Waterloo Wolves	RD	6.02.25	169	12/05/2006
9	173	Hrebik, Ben	Halton Hills Hurricanes	G	6.01.25	180	04/04/2006
10	193	Smith, Noah	Markham Waxers	RD	6.00.5	167	02/27/2006
11	213	Merritt, Carter	Cambridge Hawks	LD	6.00	179	10/23/2006
12	233	Cornfield, Ryan	Kitchener Jr. Rangers	RW	5.08.5	162	12/11/2006
13	253	Blenkhorn, Luke	Kitchener Jr. Rangers	RD	5.10.5	165	10/04/2006
14	273	Mak, Randy	Mississauga Reps	LD	6.00	140	10/11/2006
15	293	Mathieson, Noah	Windsor Jr. Spitfires	LW	6.01	160	03/13/2006
15	303	Ding, Victor	Mississauga Reps	RW	5.11	165	03/30/2006

Under-18 Priority Selection

1	10	MacAuley, Graeme	Burlington Eagles	LD	5.10.75	171	11/29/2005
2	30	Chu, Alexander	Mississauga Rebels	G	5.10	165	12/30/2004
3	47	Brady, Nicholas	York-Simcoe Express	LD	6.03	190	07/17/2005

CHL Import Draft

1	29	Sale, Eduard	Brno Kometa Jr.	LW	6.00	156	03/10/2005
---	----	--------------	-----------------	----	------	-----	------------



Ethan Cardwell



Hunter Haight



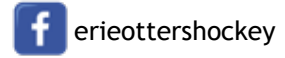
Erie Otters

Erie Insurance Arena • 833 French Street, Erie, Pennsylvania 16501

Phone: 814-455-7779

Email: puck@ottershockey.com

www.ottershockey.com



Established 1996 / J. Ross Robertson Cup Champions: 2002, 2017



Jim Waters



Dave Brown



B.J. Adams



Malcolm Spence

Team Directory

President & Governor	Jim Waters
Executive VP & General Manager.....	Dave Brown
Head Coach	B.J. Adams
Assistant Coach.....	Vince Laise
Assistant Coach.....	Wes Wolfe
Goaltending Coach.....	Shane Clifford
Head Trainer	Andrew Kupniewski
Equipment Manager	Ryan Crane
Coordinator of Player Services & Video ..	Mitchell Brown
Player Development Coordinator.....	Ryan Berard
Player Development Assistant.....	Mike Spadacini
Director of Analytics.....	Dan McKeen
Director of Evaluation.....	Mark Nelson
Asst. GM & Director of Hockey Ops.	Scott Grieve
Co-Directors of Scouting	Devin Brown
.....	Mike Battah, Jeff Richards,
Scouts.....	Jesse Gimblett, Chris Wilson
.....	Brent Tomlinson, Dan Peters,
.....	Jason Harakal, Joe Trentadue
VP, Finance/Asst. GM/Academic Advisor ...	Jaime Ciesznyski
Sr. VP, Business Operations	Chad Westerburg
Media Relations Mgr./Play-by-Play	Shawn Bednard
Billet Coordinator/Front Office Mgr.....	Darcie Chabola
Game Operations Manager	James 'Jeep' DiCioccio
Sales Executive/Operations	R.J. Niedzwiecki
Team Physician	Dr. Francis P. Foti, II
Team Physician	Dr. L. William Veihdeffer
Team Physician	Dr. Mark Hogue, Psy. D

Team Information

Team Colours	Blue, Gold & White
Home Arena.....	Erie Insurance Arena
Capacity	6,500
Dimensions.....	200' x 85'
Arena Phone	814-453-7117
Box Office	814-455-7779
Arena Manager	Ray Williams
Press Box Location	Club Level - 304
Media Room	North End, Ice Level

Retired Jersey Numbers

16.....	Brad Boyes (1998-2002)
18.....	Vince Scott (2003-2007)

Past 10 Seasons

SEASON	GP	W	L	T	OTL	SOL	PTS	GF	GA	FINISH	PLAYOFFS
2021-22	68	27	37	-	2	2	58	223	267	5th (Midwest)	-
2019-20	63	26	26	-	4	7	63	229	236	5th (Midwest)	-
2018-19	68	26	38	-	3	1	56	230	300	5th (Midwest)	-
2017-18	68	23	35	-	7	3	56	220	270	5th (Midwest)	-
2016-17	68	50	15	-	2	1	103	319	182	1st (Midwest)	OHL Champs (MISS)
2015-16	68	52	15	-	1	0	105	269	183	1st (Midwest)	WC Final (LDN)
2014-15	68	50	14	-	2	2	104	331	212	1st (Midwest)	OHL Final (OSH)
2013-14	68	52	14	-	2	0	106	312	170	2nd (Midwest)	WC Final (GUE)
2012-13	68	19	40	-	4	5	47	206	312	5th (Midwest)	-
2011-12	68	10	52	-	3	3	26	169	338	5th (Midwest)	-
Otters Totals	1,691	791	742	52	70	36	1,740	6,007	6,276	Pct. .514	

Otters Records

Season Team

Most Points	(2013-14)	106
Most Goals	(2014-15)	331
Most Goals Against	(2006-07)	378
Fewest Goals Against	(2013-14)	170

Individual

Most Points:	Dylan Strome (2014-15)	129
Most Goals:	Alex DeBrincat (2016-17)	65
Most Assists:	Dylan Strome (2014-15)	84

Most Points (Def.):	Darren Raddysh (2016-17)	81
Most Goals (Def.):	Chris Campoli (2003-04)	20
Most Assists (Def.):	Darren Raddysh (2016-17)	65

Most Points (Rookie):	Alex DeBrincat (2014-15)	104
Most Goals (Rookie):	Alex DeBrincat (2014-15)	51
Most Assists (Rookie):	Alex DeBrincat (2014-15)	53

Most Wins:	Devin Williams (2015-16)	41
Best GAA:	Adam Munro (2000-01)	2.31
Best SV%:	Adam Munro (2000-01)	.926
Most Shutouts:	Oscar Dansk (2013-14)	6
	J.F. Perras (1999-2000)	6
Most Minutes Played:	Josh Disher (2003-04)	3,524

CAREER

Individual

Most Points:	Dylan Strome (2013-17)	354
Most Goals:	Alex DeBrincat (2014-17)	167
Most Assists:	Dylan Strome (2013-17)	240
Most Games Played:	Brian Lee (2000-05)	319

Most Points (Def.):	Darren Raddysh (2012-17)	184
Most Goals (Def.):	Carlo Colaiacovo (1999-2003)	43
Most Assists (Def.):	Darren Raddysh (2012-17)	143
Most Games Played (Def.):	Brian Lee (2000-05)	319

Most Wins:	Devin Williams (2011-16)	106
Best GAA*:	Troy Timpano (2016-18)	2.80
Best SV%*:	Adam Munro (1998-2003)	.911
Most Shutouts:	J.F. Perras (1998-2001)	10
Most Games Played:	Devin Williams (2011-16)	175

Most Coaching Wins:	Dave MacQueen (1999-2006)	229
---------------------	---------------------------	-----

* - at least 50 games played

Individual Game Records - 2021-22

Most Goals	3
Daniel D'Amato (Dec. 8, 2021 at Flint)	
Connor Lockhart (Dec. 11, 2021 vs. Saginaw)	

Most Assists	3
Christian Kyrrou (Nov. 4, 2021 at Niagara)	
Elias Cohen (Nov. 21, 2021 at Sault Ste. Marie)	
Connor Lockhart (Dec. 30, 2021 at Hamilton)	
Daniel D'Amato (Jan. 17, 2022 vs. Saginaw)	
Daniel D'Amato (Feb. 9, 2022 vs. Owen Sound)	
Christian Kyrrou (Feb. 16, 2022 vs. Niagara)	

Most Points	4
Connor Lockhart (Nov. 4, 2021 at Niagara)	
Daniel D'Amato (Dec. 8, 2021 at Flint)	
Noah Sedore (Dec. 30, 2021 at Hamilton)	
Daniel D'Amato (Feb. 9, 2022 vs. Owen Sound)	
Daniel D'Amato (Feb. 27, 2022 at Flint)	

Most Power-Play Goals	2
Elias Cohen (Nov. 6, 2021 at Windsor)	

Most Shorthanded Goals	2
Daniel D'Amato (Dec. 8, 2021 at Flint)	

Fastest Opening Goal	0:33
Connor Lockhart (Jan. 13, 2022 vs. Flint)	

Fastest Period Goal	0:31
Christian Kyrrou (Mar. 5, 2022 vs. Flint - 3rd Period)	

Fastest Two Goals by One Player	7:07
Brendan Hoffmann (Nov. 4, 2021 at Niagara)	

Fastest Three Goals by One Player	36:54
Connor Lockhart (Dec. 11, 2021 vs. Saginaw)	

Longest Point Scoring Streak (Games)	8
Elias Cohen (Oct. 16, 2021 to Nov. 6, 2021 - 6G, 5A)	
Christian Kyrrou (Jan. 22, 2022 to Feb. 10, 2022 - 7G, 5A)	

Longest Goal Scoring Streak (Games)	3
6 times	

Erie Otters

Head Coach

B.J. Adams

Born: May 7, 1976 -- Scarborough, Ont.

Coaching Record

Year	Club	GP	W	L	OTL	SL	PTS	Finish
2021-22	Erie Otters	57	24	30	1	2	51	5th Midwest

Coaching History

Bert Templeton, 1974-77; Bert Templeton and Dave Draper 1977-78; Dave Draper 1978-79; Ron Carroll 1979-80; Ron Carroll, Dave Draper and Ken Gratton 1980-81; Bep Guidolin and Dave Draper, 1981-82; Dave Draper 1982-83 to 1983-84; Dave Draper and Bill LaForge, 1984-85; Bill LaForge 1985-86 to 1988-89; Bill LaForge and George Burnett, 1989-90; George Burnett, 1990-91 to 1991-92; Larry Marson, 1992-93; Larry Marson, Randy Hall and Chris Johnstone, 1993-94; Chris Johnstone, 1994-95 to 1995-96; Chris Johnstone and Dale Dunbar, 1996-97; Dale Dunbar, 1997-98; Paul Theriault, 1998-99; Dave MacQueen, 1999-00 to 2005-06; Peter Sidorkiewicz 2006-07 to 2007-08; Robbie Ftorek 2007-08 to 2012-13, Kris Knoblauch 2012-13 to 2016-17; Chris Hartsburg 2017-18 to 2021-22; B.J. Adams 2021-22 to date.

2021-22 Team Record

	W	L	OTL	SL
Overall Record:	27	37	2	2
Home Record:	15	17	1	1
Road Record:	12	20	1	1
Overtime Record:	4	3		

vs. East Division Opponents	1	4	0	1
vs. Central Division Opponents	4	2	0	0
vs. West Division Opponents	15	18	2	1
vs. Midwest Division Opponents	7	13	0	0

October Record	2	6	0	0
November Record	3	7	1	0
December Record	3	3	0	1
January Record	5	2	0	1
February Record	7	6	0	0
March Record	4	7	1	0
April Record	3	6	0	0

	W	L	OTL	SL
vs. Flint	2	10	0	0
vs. Guelph	1	5	0	0
vs. Hamilton	1	4	0	1
vs. Kitchener	4	2	0	0
vs. London	0	4	0	0
vs. Niagara	4	2	0	0
vs. Owen Sound	2	2	0	0
vs. Saginaw	6	5	0	1
vs. Sarnia	2	2	0	0
vs. Soo	1	1	0	0
vs. Windsor	4	0	2	0

Past 10 Years at the NHL Draft

RD.	OV.	PLAYER	NHL TEAM
2022			
2	50	Kyrou, Christian	Dallas
2021			
6	178	Lockhart, Connor	Vancouver
2020			
1	6	Drysdale, Jamie	Anaheim
6	172	Yetman, Chad	Chicago
2017			
3	85	Lodnia, Ivan	Minnesota
2016			
2	39	DeBrincat, Alex	Chicago
2	58	Raddysh, Taylor	Tampa Bay
5	137	Sambrook, Jordan	Detroit
2015			
1	1	McDavid, Connor	Edmonton
1	3	Strome, Dylan	Arizona
2	34	Dermott, Travis	Toronto
2014			
6	156	Pettit, Kyle	Vancouver
2013			
3	71	Crisp, Connor	Montreal
2012			
3	65	Pelech, Adam	NY Islanders
6	156	Brown, Connor	Toronto

2022 OHL Priority Selection

RD	NO	NAME	2021-22 CLUB	POS	HT	WT	BIRTHDATE
1	2	Spence, Malcolm	Mississauga Senators	LW	6.00	175	09/22/2006
2	38	Gibbons, Jacob	Markham Majors	G	6.04	182	11/23/2006
2	41	Sawyer, Logan	Vaughan Kings	LW	6.00.25	168	05/06/2006
5	85	Holomego, Nicholas	Thunder Bay Kings	LD	6.03.5	189	05/19/2006
6	109	Henry, Ty	Toronto Red Wings	LD	6.01	176	07/19/2006
6	114	Watson, Landon	Cleveland Barons 15'S	RD	6.04	180	09/13/2006
7	125	Good, Jack	Markham Waxers	C	5.07.25	146	03/31/2006
9	165	Stowe, Payton	Detroit Belle Tire 15'S	C	6.01.75	148	04/12/2006
10	185	Toroptsev, Georgy	North York Rangers	RW	5.11.25	177	04/22/2006
11	205	Stumpf, Brayden	Waterloo Wolves	C	5.09.5	137	10/09/2006
12	225	Bartnick, Cole	Detroit Compuware 15'S	LD	6.00	170	06/07/2006
13	245	Kuipers, Thomas	Quinte Red Devils	RW	5.10.25	165	04/20/2006
13	247	Curd, MacKenzie	Burlington Eagles	LD	6.06	206	06/13/2006
13	260	Morello, Jonathan	Toronto Red Wings	C	6.00.5	160	07/31/2006
14	265	Coe, Brody	North Central Predators	LW	6.01.5	155	07/08/2006
15	285	Tryfon, Marcus	Vaughan Kings	LD	5.10.5	160	07/27/2006

Under-18 Priority Selection

1	2	Visan, Vlad	Burlington Eagles	G	6.02	225	10/02/2005
2	22	Benayon, Zachary	Toronto Red Wings	LW	6.00	172	01/25/2005
3	41	McDonald, Bruce	Renfrew Wolves	C/LW	6.00	172	12/18/2004

CHL Import Draft

1	5	Molnar, Ondrej	Nitra HK	LW	5.11	161	02/08/2005
---	---	----------------	----------	----	------	-----	------------



Christian Kyrrou



Nolan Lalonde



Flint Firebirds

Dort Financial Center • 3501 Lapeer Road, Flint, Michigan, 48503

Phone: 810-742-2004

Email: info@flintfirebirds.com

www.flintfirebirds.com



Established 2015



Rolf Nilsen



Jeremy Torrey



Ted Dent



Kaden Pitre

Team Directory

Governor	Rolf Nilsen
President	Jeremy Torrey
Head Coach & General Manager	Ted Dent
Assistant General Manager	Dave McParlan
Assistant Coach.....	Jeff Blum
Assistant & Video Coach	Saverio Posa
Goaltending Coach.....	Greg Stefan
Strength & Conditioning Coach	Jerry Vangilder
Head Athletic Trainer.....	Dashawn Tolbert
Head Equipment Manager	Brandon Schroeder
Asst. Equipment Manager	Colin McKay
Head Scout.....	Mike Oliverio
Scouts.....	Adam Jonak, Don Harkins, Derek Langlois, Joe McCann, Fred Coccimiglio, Tom Watson, Tom Watson Jr. Sean Howard, Jason Nobili
Director of Finance	Monika Kronenberger
Director of Broadcasting & Comms.....	Jack Sznewajs
Director of Marketing	Dominic Gutierrez
Director of Game Day Operations	Paul Grattan
Video Production Manager.....	Kyle Warzybok
Video Boards & Digital Media Manager ...	Riley Fox
Content Contributor	Brandon Mills
Academic Advisor	Elizabeth Hoffman
Billet Family Coordinator	Meghan Scollon
Head Orthopedic Physician	Dr. Justin Schupbach
Head Team Physician	Dr. Teresa Sherman
Head Team Dentist.....	Dr. Mark Knight

Team Information

Team Colours	Navy Blue, White, Orange, Silver
Home Arena	Dort Federal Event Center
Capacity	4,339
Dimensions	200' x 85'
Box Office	810-744-0580
Affiliated Team	Leamington Flyers (GOJHL)
General Manager	Justin Solcz

Flint Firebirds

Complete franchise records on pg. 142

Past 6 Seasons

SEASON	GP	W	L	T	OTL	SOL	PTS	GF	GA	FINISH	PLAYOFFS
2021-22	68	42	21	-	1	4	89	286	238	2nd (West)	WC Final (WSR)
2019-20	63	40	21	-	1	1	82	274	243	2nd (West)	N/A
2018-19	68	16	46	-	6	0	38	212	350	5th (West)	-
2017-18	68	20	43	-	3	2	45	194	316	5th (West)	-
2016-17	68	32	28	-	3	5	72	229	242	4th (West)	1st Rd. (SOO)
2015-16	68	20	42	-	4	2	46	184	279	5th (West)	-
Firebirds Totals	403	170	201	-	18	14	372	1,379	1,668	Pct. .462	

Firebirds Records

Season

Team

Most Points	(2021-22)	89
Most Goals	(2021-22)	286
Most Goals Against	(2018-19)	350
Fewest Goals Against	(2021-22)	238

Individual

Most Points:	Brennan Othmann (2021-22)	97
Most Goals:	Ryan Moore (2021-22)	50
Most Assists:	Kole Sherwood (2016-17)	52
Most Points (Def.):	Riley McCourt (2019-20)	62
Most Goals (Def.):	Dmitry Kuzmin (2021-22)	18
	Riley McCourt (2019-20)	18
Most Assists (Def.):	Riley McCourt (2019-20)	44
	Mathieu Henderson (2016-17)	44
Most Points (Rookie):	Gavin Hayes (2021-22)	49
Most Goals (Rookie):	Coulson Pitre (2021-22)	23
Most Assists (Rookie):	Gavin Hayes (2021-22)	30
Most Wins:	Luke Cavallin (2021-22)	36
Best GAA:	Luke Cavallin (2021-22)	3.16
Best SV%:	Luke Cavallin (2021-22)	.910
Most Shutouts:	Luke Cavallin (2021-22)	2
Most Minutes Played:	Luke Cavallin (2021-22)	3,288

CAREER

Individual

Most Points:	Ty Dellandrea (2016-20)	216
Most Goals:	Ty Dellandrea (2016-20)	94
Most Assists:	Ty Dellandrea (2016-20)	122
Most Games Played:	Jake Durham (2016-20)	265
Most Points (Def.):	Riley McCourt (2018-20)	107
Most Goals (Def.):	Riley McCourt (2018-20)	28
Most Assists (Def.):	Riley McCourt (2018-20)	79
Most Games Played (Def.):	Hakon Nilsen (2015-19)	217
Most Wins:	Luke Cavallin (2017-22)	62
Best GAA:	Connor Hicks (2016-17)	3.21
Best SV%*:	Anthony Popovich (2019-20)	.896
Most Shutouts:	Luke Cavallin (2017-22)	2
Most Games Played:	Luke Cavallin (2017-22)	143
Most Coaching Wins:	Eric Wellwood (2018-20)	56

* At least 20 games played

Individual Game Records - 2021-22

Most Goals	4
Brennan Othmann (Apr. 16, 2022 vs. Sault Ste. Marie)	
Most Assists	4
Brennan Othmann (Jan. 21, 2022 vs. Saginaw)	
Brennan Othmann (Feb. 26, 2022 vs. Sarnia)	
Gavin Hayes (Mar. 18, 2022 vs. Sault Ste. Marie)	
Most Points	6
Gavin Hayes (Mar. 18, 2022 vs. Sault Ste. Marie)	
Most Power-Play Goals	3
Brennan Othmann (Apr. 16, 2022 vs. Sault Ste. Marie)	
Most Shorthanded Goals	1
16 times	
Fastest Opening Goal	0:10
Ethan Keppen (Mar. 18, 2022 vs. Sault Ste. Marie)	
Fastest Period Goal	0:10
Brennan Othmann (Dec. 11, 2021 vs. Owen Sound - 3rd Period)	
Fastest Two Goals by One Player	0:17
Zack Terry (Feb. 9, 2022 vs. Kitchener)	
Fastest Three Goals by One Player	16:52
Brennan Othmann (Nov. 21, 2021 at Windsor)	
Longest Point Scoring Streak (Games)	12
Riley Piercey (Nov. 21, 2021 to Dec. 29, 2021 - 9G, 9A)	
Longest Goal Scoring Streak (Games)	7
Riley Piercey (Dec. 2, 2021 to Dec. 15, 2021 - 8G, 3A)	

Flint Firebirds

Head Coach

Ted Dent

Born: November 5, 1969 -- Toronto, Ont.

Coaching Record

Year	Club	GP	W	L	OTL	SL	PTS	Finish
2021-22	Flint Firebirds	68	42	21	1	4	89	2nd West

Coaching History

Andy Weidenbach 1990-91; Andy Weidenbach and Jim Rutherford 1991-92; Tom Webster 1992-93; Paul Maurice 1993-94 to 1994-95; Pete DeBoer 1995-96 to 2000-01; Mike Vellucci 2001-02 to 2007-08; Greg Stefan 2007-08 to 2008-09; Mike Vellucci 2008-09 to 2013-14; Don Elland 2014-15; John Gruden 2015-16; Ryan Oulahan 2016-17 to 2017-18; Eric Wellwood 2018-19 to 2019-20, Ted Dent 2021-22 to date.

2021-22 Team Record

	W	L	OTL	SL
Overall Record:	42	21	1	4
Home Record:	18	14	0	2
Road Record:	24	7	1	2
Overtime Record:	5	3		

vs. West Division Opponents	18	13	1	4
vs. Midwest Division Opponents	24	8	0	0

October Record	4	2	0	0
November Record	5	5	0	1
December Record	4	3	0	1
January Record	9	4	0	0
February Record	9	1	1	1
March Record	6	4	0	1
April Record	5	2	0	0

	W	L	OTL	SL
vs. Erie	10	2	0	0
vs. Guelph	4	1	0	0
vs. Kitchener	5	1	0	0
vs. London	4	1	1	0
vs. Owen Sound	1	3	0	0
vs. Saginaw	9	5	0	1
vs. Sarnia	6	2	0	0
vs. Soo	2	1	0	2
vs. Sudbury	0	0	0	0
vs. Windsor	1	5	1	1

Past 10 Years at the NHL Draft

RD.	OV.	PLAYER	NHL TEAM
2022			
3	66	Hayes, Gavin	Chicago
4	113	Lombardi, Amadeus	Detroit
2021			
1	16	Othmann, Brennan	NY Rangers
2020			
6	162	Oksentyuk, Evgeniy	Dallas
2019			
2	52	Kolyachonok, Vladislav	Florida
4	122	Keppen, Ethan	Vancouver
2018			
1	13	Dellandrea, Ty	Dallas
5	145	Busby, Dennis	Arizona
2017			
5	141	Gordeev, Fedor	Toronto
2016			
3	70	Bitten, Will	Montreal
5	146	Caamano, Nicholas	Dallas

2022 OHL Priority Selection

RD	NO	NAME	2021-22 CLUB	POS	HT	WT	BIRTHDATE
1	18	Pitre, Kaden	Vaughan Kings	C	5.10.75	167	02/08/2006
2	33	Aspinall, Nathan	Markham Waxers	LW	6.04.5	161	03/30/2006
3	46	Gee, Reed	Quinte Red Devils	LD	6.00	177	03/12/2006
3	55	Strohack, Grayden	Waterloo Wolves	LD	6.02.25	183	06/09/2006
3	57	Patterson, Riley	Mississauga Senators	C	5.11.5	177	03/22/2006
4	80	Brown, Jacob	Kingston Jr. Gaels	G	6.01	183	03/07/2006
5	95	Anderson, Darian	Detroit Little Caesars 15'S	RW	5.11	156	12/22/2006
5	100	Schaap, Nathan	North Central Predators	RD	6.02	201	01/08/2006
6	120	Iafrate, Nikolas	Don Mills Flyers	LW	5.08	162	12/27/2006
7	140	Taylor, Mason	Don Mills Flyers	LD	5.10.75	159	02/23/2006
8	160	Kald, Erik	North Jersey Avalanche 15'S	RD	6.00.25	190	03/06/2006
9	180	Langstaff, Colin	Elgin-Middlesex Chiefs	RW	5.09	132	02/17/2006
10	200	Rucinski, Ryan	Cleveland Barons 15'S	RW	5.06	125	12/01/2006
11	220	Kennedy, Logan	Vaughan Kings	G	5.11	159	06/02/2006
12	239	Matar, Adam	York-Simcoe Express	LW	6.00.25	175	06/12/2006
12	240	Sutherland, Patrick	Toronto Titans	G	6.05	217	11/17/2006
14	280	Di Francesco, Dominic	Niagara North Stars	LW	5.08.25	162	02/10/2006
15	300	Ziskinder, Jonah	Toronto Jr. Canadiens	LD	5.08	180	03/07/2006

Under-18 Priority Selection

1	17	Jenken, Matthew	London Jr. Knights	RD	6.02	161	10/12/2005
2	37	Prochilo, John Paul	Oshawa Generals	G	5.09.75	193	07/01/2005
3	50	Grant, Avery	Oshawa Generals	RD	6.02	180	12/29/2005

CHL Import Draft

1	50	Zozulia, Nikita	Anaheim Jr. IceDogs 16U	F	5.09	155	05/02/2005
---	----	-----------------	-------------------------	---	------	-----	------------



Braeden Kressler



Amadeus Lombardi



Guelph Storm

Sleeman Centre • 50 Woolwich Street, Unit B, Guelph, Ontario, N1H 3T9

Phone: 519-837-9690

Email: info@guelphstorm.com

www.guelphstorm.com



@Storm_City



guelph_storm_ohl



StormCity

Established 1991 / J. Ross Robertson Cup Champions 1998, 2004, 2014, 2019



Joel Feldberg



Scott Walker



George Burnett



Chad Wiseman



Jett Luchanko

Team Directory

Partner.....	Joel Feldberg
Partner.....	Jeffrey Bly
Partner & President of Hockey Ops.	Scott Walker
General Manager	George Burnett
Head Coach	Chad Wiseman
Assistant Coach.....	Todd Miller
Assistant Coach.....	Rob Collins
Asst. to the GM/Video Coordinator	Brennan O’Sullivan
Skating Coach.....	Ryan Lounsbury
Goaltending Coach.....	Rob Beatty
Skill Development Coach	Denver Manderson
Athletic Therapist.....	Alex Torresan
Head Equipment Manager	Jake McKercher
Strength & Conditioning Coach	Adam Martin
Training Centre.....	Pursuit Athletic Centre
Head Scout.....	Wade Branch
Scouts.....	Lui Vigilanti, Justin Berry, Pete Judge, Jim Mancuso
.....	Bob McKinnon, Kyle Higgins
Vice-President, Business Operations	Matt Newby
Office/Box Office Manager	Melanie Mohr
Manager, Communications & Social Media	Lindsay Newby
Business Development Manager.....	Sarah Twigger
Corporate Sales Representative	Lynn Vanschaik
Accountant.....	John Beechey
Retail Coordinator	Brandon Repaci
Community Relations Coordinator.....	Lisa Della Mattia
Communications & Operations Asst.	Josh Orr
Game Day & Operations Asst.	Malcolm Jaques
Education Consultant.....	Colleen Driscoll
Mental Skills Coach	Dr. Ashwin Patel
Club Physician	Dr. Paul Mendonca, Dr. Ian McPhee,
.....	Dr. Anthony Bier, Dr. Alex Folkl,
.....	Dr. Arthur Eugenio, Dr. Eric Oh
Club Dentist.....	Dr. Jim Fox

Team Information

Team Colours	Crimson & White
Home Arena	Sleeman Centre
Capacity	4,715 (4,981 w/ standing)
Dimensions.....	200’ x 85’
Box Office	519-837-9690 x 102/3
Arena Phone	519-822-4900
Arena Manager	Rich Grau
Press Box	Enter Gate 1
Affiliated Team	Ayr Centennials
General Manager	Jeff Grimwood

Retired Jersey Numbers

18.....	Paul Fendley (1971-1972)
44.....	Todd Bertuzzi (1991-1995)
92.....	Jeff O’Neill (1992-1995)

Past 10 Seasons

SEASON	GP	W	L	T	OTL	SOL	PTS	GF	GA	FINISH	PLAYOFFS
2021-22	68	36	24	-	5	3	80	251	228	2nd (Midwest)	1st Rd. (SOO)
2019-20	63	32	23	-	3	5	72	218	209	3rd (Midwest)	N/A
2018-19	68	40	18	-	6	4	90	308	230	2nd (Midwest)	OHL Champs (OTT)
2017-18	68	30	29	-	5	4	69	228	263	4th (Midwest)	1st Rd. (KIT)
2016-17	68	21	40	-	5	2	49	202	297	5th (Midwest)	-
2015-16	68	13	49	-	4	2	32	156	297	5th (Midwest)	-
2014-15	68	38	26	-	2	2	80	237	237	3rd (Midwest)	2nd Rd. (SOO)
2013-14	68	52	12	-	2	2	108	340	191	1st (Midwest)	OHL Champs (NB)
2012-13	68	39	23	-	2	4	84	253	210	4th (Midwest)	1st Rd. (KIT)
2011-12	68	31	31	-	2	4	68	234	238	4th (Midwest)	1st Rd. (PLY)
Storm Totals	2,021	1,020	790	91	65	55	2,251	7,551	7,109	Pct. .557	

Storm Records

Season

Team

Most Points	(2013-14)	108
Most Goals	(2013-14)	340
Most Goals Against	(1991-92)	425
Fewest Goals Against	(2003-04)	182

Individual

Most Points:	Jeff O'Neill (1993-94)	126
Most Goals:	Todd Bertuzzi (1994-95)	54
Most Assists:	Jeff O'Neill (1994-95)	81
	Jeff O'Neill (1993-94)	81

Most Points (Def.):	Kevin Dallman (2001-02)	86
Most Goals (Def.):	Kevin Mitchell (1998-99)	26
Most Assists (Def.):	Kevin Dallman (2001-02)	63

Most Points (Rookie):	Jeff O'Neill (1992-93)	79
Most Goals (Rookie):	Sylvain Cloutier (1991-92)	35
Most Assists (Rookie):	Martin St. Pierre (2000-01)	49

Most Wins:	Garret Sparks (2012-13)	36
Best GAA:	Thomas McCollum (2008-09)	2.23
Best SV%:	Thomas McCollum (2008-09)	.927
Most Shutouts:	Garret Sparks (2012-13)	7
Most Minutes Played:	Craig Anderson (2000-01)	3,556

CAREER

Individual

Most Points:	Jeff O'Neill (1992-95)	329
Most Goals:	Ryan Callahan (2002-06)	130
Most Assists:	Martin St. Pierre (2000-04)	212
Most Games Played:	Zack Mitchell (2009-14)	322

Most Points (Def.):	Kevin Dallman (1998-2002)	260
Most Goals (Def.):	Kevin Dallman (1998-2002)	69
Most Assists (Def.):	Kevin Dallman (1998-2002)	191
Most Games Played (Def.):	Garrett McFadden (2013-18)	292

Most Wins:	Chris Madden (1996-2000)	89
Best GAA:	Thomas McCollum (2006-09)	2.39
Best SV%:	Craig Anderson (1998-2001)	.918
	Thomas McCollum (2006-09)	.918

Most Shutouts:	Thomas McCollum (2006-09)	12
	Garret Sparks (2010-13)	12
Most Games Played:	Chris Madden (1996-2000)	162

Most Coaching Wins:	Scott Walker (2010-15)	164
---------------------	------------------------	-----

Individual Game Records - 2021-22

Most Goals	3
Sasha Pastujov (Oct. 9, 2021 vs. Kitchener)	
Sasha Pastujov (Oct. 29, 2021 vs. Owen Sound)	
Cam Allen (Feb. 27, 2022 vs. Kitchener)	
Cooper Walker (Apr. 1, 2022 vs. Owen Sound)	

Most Assists	4
Michael Buchinger (Feb. 27, 2022 vs. Kitchener)	

Most Points	4
Sasha Pastujov (Oct. 29, 2021 vs. Owen Sound)	
Sasha Pastujov (Nov. 6, 2021 at Sault Ste. Marie)	
Valentin Zhugin (Jan. 16, 2022 at Kitchener)	
Michael Buchinger (Feb. 27, 2022 vs. Kitchener)	
Cooper Walker (Apr. 1, 2022 vs. Owen Sound)	

Most Power-Play Goals	3
Cam Allen (Feb. 27, 2022 vs. Kitchener)	

Most Shorthanded Goals	1
4 times	

Fastest Opening Goal	0:09
Matthew Papais (Feb. 26, 2022 at Owen Sound)	

Fastest Period Goal	0:09
Danny Zhilkin (Nov. 9, 2021 at London - Overtime)	

Fastest Two Goals by One Player	0:24
Jake Karabela (Mar. 7, 2022 at Owen Sound)	

Fastest Three Goals by One Player	27:55
Sasha Pastujov (Oct. 29, 2021 vs. Owen Sound)	

Longest Point Scoring Streak (Games)	9
Sasha Pastujov (Mar. 7, 2022 to Mar. 26, 2022 - 4G, 9A)	

Longest Goal Scoring Streak (Games)	7
Sasha Pastujov (Nov. 5, 2021 to Nov. 20, 2021 - 8G, 4A)	

Guelph Storm

Head Coach

Chad Wiseman

Born: March 25, 1981 -- Burlington, Ont.

Coaching Record

Year	Club	GP	W	L	T	OTL	SL	PTS	Finish
No OHL Coaching Record									

Coaching History

Ron Ivany, Mike Kelly and Bill LaForge, 1991-92; John Lovell, 1992-93 to 1993-94; Craig Hartsburg 1994-95; E.J. McGuire 1995-96 to 1996-97; George Burnett 1997-98; Geoff Ward, 1998-99; Paul Gillis, 1999-00; Jeff Jackson, 2000-01 to 2001-02, Jeff Jackson and Shawn Camp 2002-03, Shawn Camp 2003-04, Dave Barr 2004-05 to 2007-08; Jason Brooks 2008-09 to 2010-11; Scott Walker 2010-11 to 2013-14; Scott Walker and Bill Stewart 2014-15; Bill Stewart and Jarrod Skalde 2015-16; Jarrod Skalde 2016-17; George Burnett 2017-18 to 2021-22; Scott Walker and Chad Wiseman 2022-23.

2021-22 Team Record

	W	L	OTL	SL
Overall Record:	36	24	5	3
Home Record:	19	11	3	1
Road Record:	17	13	2	2
Overtime Record:	4	7		
vs. West Division Opponents	15	11	2	1
vs. Midwest Division Opponents	21	13	3	2
October Record	5	4	1	0
November Record	8	2	0	1
December Record	4	2	0	0
January Record	2	4	1	0
February Record	6	4	2	0
March Record	4	7	1	1
April Record	7	1	0	1
	W	L	OTL	SL
vs. Erie	5	1	0	0
vs. Flint	1	2	2	0
vs. Kitchener	5	4	1	0
vs. London	7	3	0	1
vs. Owen Sound	4	5	2	1
vs. Saginaw	5	0	0	0
vs. Sarnia	5	1	0	0
vs. Soo	2	4	0	0
vs. Windsor	2	4	0	1

Past 10 Years at the NHL Draft

RD.	OV.	PLAYER	NHL TEAM
2022			
2	54	Poitras, Matthew	Boston
3	77	Zhilkin, Danny	Winnipeg
3	88	Buchinger, Michael	St. Louis
5	149	Karabela, Jake	Washington
2021			
2	38	Chayka, Daniil	Vegas
2020			
3	84	Daws, Nico	New Jersey
2018			
1	21	Merkley, Ryan	San Jose
3	66	Hillis, Cameron	Montreal
2017			
2	35	Ratcliffe, Isaac	Philadelphia
3	75	Schnarr, Nate	Arizona
3	84	Samorukov, Dmitri	Edmonton
4	101	Hawel, Liam	Dallas
2016			
2	46	Smith, Givani	Detroit
6	164	Carroll, Noah	Carolina
2014			
1	21	Fabbri, Robby	St. Louis
2013			
1	29	Dickinson, Jason	Dallas
2	58	Bertuzzi, Tyler	Detroit
4	103	Auger, Justin	Los Angeles
4	108	Harpur, Ben	Ottawa
6	178	Leslie, Zac	Los Angeles
2012			
2	35	Finn, Matt	Toronto
2	47	McGinn, Brock	Carolina
3	70	Kosmachuk, Scott	Winnipeg
3	71	Richard, Tanner	Tampa Bay

2022 OHL Priority Selection

RD	NO	NAME	2021-22 CLUB	POS	HT	WT	BIRTHDATE
1	12	Luchanko, Jett	London Jr. Knights	RW	5.10.75	159	08/21/2006
2	40	McKenzie, Hunter	Halton Hills Hurricanes	C	5.11.25	201	12/07/2006
3	59	Topp, Rowan	North York Rangers	RD	6.01	189	04/02/2006
4	75	Feldberg, Jay	Toronto Marlboros	C	5.11.5	158	02/21/2006
5	96	Hughes, Will	Nepean Raiders U18	C	5.09	145	04/01/2006
5	102	Serlin, Leo	Toronto Marlboros	RW	5.11	172	01/20/2006
6	115	Leblanc, Lucas	Ottawa Senators U18	LW	5.11	154	04/11/2006
7	135	Gill, Hudson	Burlington Eagles	RD	6.01	172	01/24/2006
8	155	McKnight, Hunter	Brockville Braves U18	C	6.01	175	01/16/2006
9	175	Bilic, Marko	Toronto Marlboros	G	6.01	156	03/03/2006
10	195	Harding, Mitch	York-Simcoe Express	LW	6.03.25	200	03/06/2006
11	215	Shepard, Zachary	Toronto Marlboros	LW	5.09.25	160	06/05/2006
12	235	Littlejohn, Carson	York-Simcoe Express	LD	5.11.75	225	04/27/2006
13	255	Bennett, Braxton	Kemptville 73s U18	G	5.1	157	10/23/2006
14	275	McNeil, Jared	York-Simcoe Express	C	5.08	157	03/13/2006
15	295	Wassilyn, Joey	Mississauga Rebels	LW	6.00.25	259	01/12/2006

Under-18 Priority Selection

1	12	Vanhaverbeke, Charlie	Oshawa Generals	LD	5.08.5	172	05/14/2005
2	32	Boileau, Alex	Hawkesbury Hawks U18	RD	6.04	168	06/08/2005

CHL Import Draft

1	35	Minkinen, Niko	JYP Jyvaskyla U20	RD	6.04	177	11/10/2004
---	----	----------------	-------------------	----	------	-----	------------



Sasha Pastujov



Cam Allen



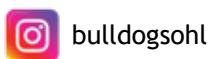
Hamilton Bulldogs

FirstOntario Centre • 101 York Boulevard, Hamilton, ON, L8R 3L4

Phone: 905-529-8500

Email: info@hamiltonbulldogs.com

www.hamiltonbulldogs.com



Established 2015 / J. Ross Robertson Cup Champions 2018, 2022



Michael Andlauer



Matt Turek



Jay McKee



Marek Vanacker

Team Directory

Owner	Michael Andlauer
Interim General Manager	Matt Turek
Head Coach	Jay McKee
Assistant Coach.....	Andreas Karlsson
Assistant Coach.....	Andrew Campbell
Asst. Coach & Dir. of Player Development	Laura Fortino
Head Strength & Conditioning Coach	Justin Brooks
Strength & Conditioning Coach	Brandon Coccimiglio
Athletic Therapist.....	JP Laciak
Equipment Manager	Chris Cook
Assistant Equipment Manager	Dan Bushey
Hockey Operations Consultant.....	Ian Meagher
Director of Sport Science	Matt Nichol
Head Scout.....	Dave Gray
Scouts.....	Trevor Gallant, Paul Beraldo, Justin Collins, Kevin Gould, Barrie Moore, Beau Moyer, Chris Whalen
Director of Finance	Stefano Reale
Director, Foundation & Operations.....	Peggy Chapman
Merchandising & Office Manager	Risa Maldonado
Sr. Director of Business Operations.....	Jeff Elia
Director, Sales & Strategy	Justin Ismael
Manager, Broadcast & Communications ..	Reed Duthie
Manager, Marketing & Presentation	Storm Harding
Manager, Game Operations.....	Stephanie Barrett
Coordinator, Digital Marketing	Matt Gallant
Coordinator, Ticketing.....	Victoria Ovando
Sales & Community Representative	Connor French
Sales & Community Representative	Jake Zabolotney
Academic Advisor	Sean Nicholson
Team Doctor	Dr. Steve Cusimano
.....	Dr. David Robinson
Team Dentist.....	Dr. Jan Chithalen

Team Information

Team Colours	Black and Gold
Home Arena.....	FirstOntario Centre
Capacity	6,866 (17,383 w/ upper bowl)
Dimensions.....	200' x 85'
Box Office	905-546-4040
Arena Phone	905-564-2601
Arena Manager	Andrew Nash
Press Box	4th floor across catwalk
Media Room.....	Beside security entrance
Affiliated Team	Hamilton Kilty B's
General Manager	Christian Wiley

Past 6 Seasons

SEASON	GP	W	L	T	OTL	SOL	PTS	GF	GA	FINISH	PLAYOFFS
2021-22	68	51	12	-	3	2	107	300	176	1st (East)	OHL Champs (WSR)
2019-20	62	24	30	-	7	1	56	235	267	4th (East)	N/A
2018-19	68	29	34	-	3	2	63	241	283	4th (East)	1st Rd. (OTT)
2017-18	68	43	18	-	4	3	93	252	207	1st (East)	OHL Champs (SOO)
2016-17	68	33	27	-	4	4	74	238	225	4th (East)	1st Rd. (KGN)
2015-16	68	25	35	-	8	0	58	197	260	5th (East)	-
Bulldogs Totals	402	205	156	-	29	12	451	1,463	1,418	Pct. .561	

Bulldogs Records

Season

Team

Team

Most Points	(2021-22)	107
Most Goals	(2021-22)	300
Most Goals Against	(2018-19)	283
Fewest Goals Against	(2021-22)	176

Individual

Most Points:	Arthur Kaliyev (2018-19)	102
Most Goals:	Arthur Kaliyev (2018-19)	51
Most Assists:	Logan Morrison (2021-22)	66
Most Points (Def.):	Nathan Staios (2021-22)	66
Most Goals (Def.):	Nathan Staios (2021-22)	15
Most Assists (Def.):	Nathan Staios (2021-22)	51
Most Points (Rookie):	Arthur Kaliyev (2017-18)	48
Most Goals (Rookie):	Arthur Kaliyev (2017-18)	31
Most Assists (Rookie):	Matthew Strome (2015-16)	22

Most Wins:	Kaden Fulcher (2017-18)	32
Best GAA:	Marco Costantini (2021-22)	2.32
Best SV%:	Marco Costantini (2021-22)	.917
Most Shutouts:	Marco Costantini (2021-22)	6
Most Minutes Played:	Kaden Fulcher (2017-18)	3,207

CAREER

Individual

Most Points:	Arthur Kaliyev (2017-20)	248
Most Goals:	Arthur Kaliyev (2017-20)	126
Most Assists:	Matthew Strome (2015-19)	132
Most Games Played:	Matthew Strome (2015-19)	260
Most Points (Def.):	Ben Gleason (2015-18)	119
Most Goals (Def.):	Ben Gleason (2015-18)	22
Most Assists (Def.):	Ben Gleason (2015-18)	97
Most Games Played (Def.):	Ben Gleason (2015-18)	193

Most Wins:	Kaden Fulcher (2015-18)	55
Best GAA:	Marco Costantini (2019-22)	3.17
Best SV%:	Marco Costantini (2019-22)	.897
Most Shutouts:	Marco Costantini (2019-22)	6
Most Games Played:	Kaden Fulcher (2015-18)	112

Most Coaching Wins:	John Gruden (2016-18)	76
---------------------	-----------------------	----

Individual Game Records - 2021-22

Most Goals	4
George Diaco (Apr. 17, 2022 at Erie)	

Most Assists	4
Nathan Staios (Nov. 18, 2021 at Peterborough)	
Logan Morrison (Nov. 28, 2021 at Oshawa)	
Nathan Staios (Dec. 17, 2021 vs. Peterborough)	
Ryan Winterton (Jan. 11, 2022 vs. Niagara)	

Most Points	5
Logan Morrison (Nov. 28, 2021 at Oshawa)	
Ryan Winterton (Jan. 11, 2022 vs. Niagara)	

Most Power-Play Goals	2
Jan Mysak (Apr. 14, 2022 at Barrie)	

Most Shorthanded Goals	1
6 times	

Fastest Opening Goal	0:18
Arber Xhekaj (Mar. 20, 2022 at Ottawa)	

Fastest Period Goal	0:18
Arber Xhekaj (Mar. 20, 2022 at Ottawa - 1st Period)	

Fastest Two Goals by One Player	1:24
Jorian Donovan (Dec. 10, 2021 at Kingston)	

Fastest Three Goals by One Player	9:00
George Diaco (Apr. 17, 2022 at Erie)	

Longest Point Scoring Streak (Games)	16
Logan Morrison (Feb. 18, 2022 to Mar. 24, 2022 - 13G, 18A)	

Longest Goal Scoring Streak (Games)	9
Logan Morrison (Dec. 8, 2021 to Jan. 21, 2022 - 10G, 7A)	

Hamilton Bulldogs

Head Coach

Jay McKee

Born: September 8, 1977 -- Kingston, Ont.

Coaching Record

Year	Club	GP	W	L	OTL	SL	PTS	Finish
2021-22	Hamilton Bulldogs	68	51	12	3	2	107	1st (East)
2019-20	Kitchener Rangers	21	7	10	2	2	18	-
2018-19	Kitchener Rangers	68	34	30	3	1	72	3rd (Midwest)
2017-18	Kitchener Rangers	68	43	21	3	1	90	1st (Midwest)
2016-17	Kitchener Rangers	68	36	27	3	2	77	4th (Midwest)
OHL Totals		293	171	100	14	8	364	Pct. .621

Coaching History

Larry Mavety 1981-82 to 1987-88, Danny Flynn 1988-89 to 1989-90, Shawn MacKenzie 1990 (playoffs), Larry Mavety 1990-91 to 1996-97, Lou Crawford 1997-98 to 1999-00; Jim Hulton 2000-01 to 2002-03, James Boyd 2003-04, George Burnett 2004-05 to 2015-16; John Gruden 2016-17 to 2017-18; David Matsos 2018-19; Vince Laise and Steve Staios 2019-20; Jay McKee 2021-22 to present.

2021-22 Team Record

	W	L	OTL	SL
Overall Record:	51	12	3	2
Home Record:	27	4	1	2
Road Record:	24	8	2	0
Overtime Record:	2	3		

vs. East Division Opponents	25	6	0	1
vs. Central Division Opponents	21	5	3	1
vs. Midwest Division Opponents	5	1	0	0

October Record	6	3	0	1
November Record	6	2	1	1
December Record	4	4	1	0
January Record	5	1	0	0
February Record	11	1	0	0
March Record	12	1	1	0
April Record	7	0	0	0

	W	L	OTL	SL
vs. Barrie	4	0	2	0
vs. Erie	5	1	0	0
vs. Kingston	4	3	0	1
vs. Mississauga	5	2	0	1
vs. Niagara	8	0	0	0
vs. North Bay	2	2	0	0
vs. Oshawa	8	0	0	0
vs. Ottawa	7	1	0	0
vs. Peterborough	6	2	0	0
vs. Sudbury	2	1	1	0

Past 10 Years at the NHL Draft

RD.	OV.	PLAYER	NHL TEAM
2022			
4	115	White, Gavin	Dallas
5	136	Donovan, Jorian	Ottawa
2021			
3	67	Winterton, Ryan	Seattle
2020			
2	48	Mysak, Jan	Montreal
2019			
2	33	Kaliyev, Arthur	Los Angeles
2018			
5	140	Saigeon, Brandon	Colorado
2017			
3	69	Entwistle, MacKenzie	Arizona
4	106	Strome, Matthew	Philadelphia
5	143	Studenic, Marian	New Jersey
6	164	Webb, Reilly	Detroit
2016			
5	140	Candella, Cole	Vancouver

2022 OHL Priority Selection

RD	NO	NAME	2021-22 CLUB	POS	HT	WT	BIRTHDATE
1	23	Vanacker, Marek	Brantford 99ers	LW	6.00.25	164	04/12/2006
3	49	Wray, Masen	North Bay Trappers	C	6.01.5	160	05/15/2006
3	63	Cheyrowski, Callum	Southern Tier Admirals	LD	5.11	177	08/04/2006
4	64	Egorov, David	Ottawa Senators U18	G	6.01	150	05/18/2006
5	103	Facchina, Ethan	Elgin-Middlesex Chiefs	C	5.11	165	01/12/2006
6	123	Vasic, Daniel	York-Simcoe Express	C	5.09.75	175	05/08/2006
7	143	Finch, Graydon	Markham Waxers	RD	6.00.5	181	06/09/2006
8	152	Attard, Henry	Ajax-Pickering Raiders	RD	6.01	170	03/13/2006
9	183	Berehowsky, Daniel	Detroit HoneyBaked 15'S	C	5.09	165	09/29/2006
11	223	Fevry, Tyron	Toronto Red Wings	C	5.07	198	04/05/2006
13	263	Dunford, Clark	Hamilton Jr. Bulldogs	RW	5.09.5	167	01/19/2006
14	283	Dickey, Thomas	Carleton Place Canadiens U18	LW	5.09	170	05/31/2006
15	291	Howe, Jensen	Toronto Titans	G	6.01	210	10/20/2006
15	302	Lapointe, Noah	Shattuck-St. Mary's Sabres	LD	6.00	172	06/05/2006

Under-18 Priority Selection

1	20	Alves, Avery	Hamilton Huskies	G	5.10	145	12/22/2005
2	40	Lee, Ethan	Central Ontario Wolves	RW	6.00	165	01/02/2004
3	52	Palermo, Robert	Mississauga Reps	LD	5.09.5	171	05/16/2005

CHL Import Draft

1	58	Sotek, Alex	Slovan Bratislava	LW	5.11.75	176	02/09/2004
---	----	-------------	-------------------	----	---------	-----	------------



Logan Morrison



Avery Hayes

K Kingston Frontenacs

Leon's Centre • 1 The Tragically Hip Way, Kingston, Ontario, K7K 0B4

Phone: 613-542-4042

Email: info@kingstonfrontenacs.com

www.kingstonfrontenacs.com



@KingstonFronts



kingstonfrontsohl



KingstonFrontenacs

Established 1973



Doug Springer



Kory Cooper



Luca Caputi



Gabriel Frasca

Team Directory

President & Governor	Doug Springer
General Manager	Kory Cooper
Head Coach	Luca Caputi
Assistant Coach.....	Chris Longo
Assistant Coach.....	John McFarland
Assistant GM/Video Coach.....	Ethan O'Rourke
Athletic Therapist & Strength Coach	Chris Nelson
Equipment Manager	Brooks Taylor
Assistant Equipment Manager	Kevin Walker
Head Scout.....	Aaron Van Leusen
Scouts.....	Dick Cherry, Brent Gauvreau, Zach Springer, Andrew Nebiolo
.....	Bob Breckles, Pat Powers, Mark Cadotte, Justin Sproule, Ryan Ready
Vice-President, Business Operations	Michael Springer
Asst. Vice-President, Business Operations	Nicole Kemp
Administration & Merchandising	Brenda Mavety
Director of Corporate Partnerships & Sales	Tracy Patrick
Account Exec., Ticketing & In-Game Sales.....	Scott Ferguson
Account Exec., Ticketing & In-Game Sales.....	Jocelyn Edwards
Manager of Media & Game Ops.	Jordan Jackson
Manager of Marketing & Digital Media.....	Colton Robb
Business Operations Coordinator	Rebecca Ganyu
Coord. of Game Ops. & Community Events.....	Alex Langlois
Coord. of Game Ops. & Videography	Mike Omelan
Academic Advisor	Mike Hamilton
Academic Advisor	Kristi Lesarge
Billeting Coordinator	Byron Kemp
Nutritional Consultant	Lauren Fulop
Player Liaison Officer.....	Jeff Dickson
Mental Performance Consultant	Taylor Staden
Hockey Analytics & Development Consultant..	Ryan Lennon
Head Team Doctor	Dr. Jennifer Hacking
Team Doctor	Dr. Scott Shallow
Team Dentist.....	Dr. Nick Cosman
Team Dentist.....	Dr. Patrick McDonough

Team Information

Team Colours	Black, Gold, White
Home Arena	Leon's Centre
Capacity	5,522
Dimensions	200' x 85'
Arena Phone	613-650-5000
Arena Manager	Brandon Tattersall
Press Box	400 Level behind Sec. 112
Media Room	400 Level behind Sec. 107
Affiliate Team.....	Cobourg Cougars
General Manager	Peter Drikos

Honoured Jersey Numbers

5	Mike O'Connell (1973-1975)
7	Tony McKegney (1974-1978)
7	Mike Zigomanis (1997-2001)
10.....	Brad Rhiness (1973-1976)
14.....	Ken Linseman (1974-1977)
17.....	David Ling (1992-1995)
29.....	Chris Clifford (1983-1987)
88.....	Keli Corpse (1990-1995)

Kingston Frontenacs

Complete franchise records on pg. 146

Past 10 Seasons

SEASON	GP	W	L	T	OTL	SOL	PTS	GF	GA	FINISH	PLAYOFFS
2021-22	68	41	22	-	4	1	87	285	242	2nd (East)	2nd Rd. (NB)
2019-20	62	19	39	-	2	2	42	198	285	5th (East)	N/A
2018-19	68	14	52	-	1	1	30	144	307	5th (East)	-
2017-18	68	36	23	-	6	3	81	243	202	2nd (East)	EC Final (HAM)
2016-17	68	33	26	-	5	4	75	179	200	3rd (East)	2nd Rd. (PBO)
2015-16	68	46	17	-	3	2	97	252	189	1st (East)	2nd Rd. (NIAG)
2014-15	68	32	28	-	5	3	72	196	197	3rd (East)	1st Rd. (NB)
2013-14	68	39	23	-	3	3	84	301	255	3rd (East)	1st Rd. (PBO)
2012-13	68	27	35	-	3	3	60	217	273	3rd (East)	1st Rd. (BAR)
2011-12	68	19	41	-	3	5	46	188	290	5th (East)	-
Fronts Totals	2,152	936	996	97	77	46	2,092	7,721	8,383	Pct. .486	

Frontenacs Records

Season	Team	Record	Individual Game Records - 2021-22	Record
Most Points	(2015-16)	97	Most Goals	3
Most Goals	(1997-98)	330	8 times	
Most Goals Against	(1990-91)	382	Most Assists	4
Fewest Goals Against	(2015-16)	189	7 times	
Individual			Most Points	6
Most Points:	David Ling (1994-95)	135	Lucas Edmonds (Feb. 12, 2022 vs. Mississauga)	
Most Goals:	David Ling (1994-95)	61	Most Power-Play Goals	2
Most Assists:	Keli Corpse (1993-94)	84	6 times	
Most Points (Def.):	Chris Allen (1997-98)	94	Most Shorthanded Goals	1
Most Goals (Def.):	Chris Allen (1997-98)	38	11 times	
Most Assists (Def.):	Bryan Rodney (2003-04)	65	Fastest Opening Goal	0:34
Most Points (Rookie):	Mike Zigomanis (1997-98)	74	Martin Chromiak (Mar. 27, 2022 vs. Peterborough)	
Most Goals (Rookie):	Shane Wright (2019-20)	39	Fastest Period Goal	0:12
Most Assists (Rookie):	Mike Zigomanis (1997-98)	51	Lucas Edmonds (Feb. 21, 2022 vs. Ottawa - 3rd Period)	
Most Wins:	Tyler Moss (1994-95)	33	Fastest Two Goals by One Player	0:54
Best GAA:	Lucas Peressini (2014-15)	2.32	Martin Chromiak (Dec. 3, 2021 vs. Oshawa)	
Best SV%:	Lucas Peressini (2014-15)	.922	Fastest Three Goals by One Player	13:28
Most Shutouts:	Jeremy Helvig (2016-17)	6	Alec Belanger (Apr. 9, 2022 at Mississauga)	
Most Minutes Played:	Tyler Beskorowany (2009-10)	3,461	Longest Point Scoring Streak (Games)	10
	Dayne Davis (2004-05)	3,461	Francesco Arcuri (Nov. 9, 2021 to Dec. 3, 2021 - 7G, 9A)	
CAREER			Zayde Wisdom (Mar. 20, 2022 to Apr. 10, 2022 - 3G, 14A)	
Individual			Longest Goal Scoring Streak (Games)	8
Most Points:	Keli Corpse (1990-95)	420	Martin Chromiak (Mar. 26, 2022 to Apr. 10, 2022 - 14G, 6A)	
Most Goals:	Nathan Moon (2006-11)	139		
Most Assists:	Keli Corpse (1990-95)	285		
Most Games Played:	Nathan Moon (2006-11)	316		
Most Points (Def.):	Chris Allen (1994-98)	183		
Most Goals (Def.):	Chris Allen (1994-98)	76		
Most Assists (Def.):	Craig Rivet (1991-94)	128		
Most Games Played (Def.):	Taylor Doherty (2007-11)	263		
Most Wins:	Jeremy Helvig (2014-18)	81		
Best GAA:	Lucas Peressini (2012-16)	2.73		
Best SV%:	Andrew Raycroft (1999-00)	.918		
Most Shutouts:	Jeremy Helvig (2014-18)	10		
Most Games Played:	Jeremy Helvig (2014-18)	156		
Most Coaching Wins:	Larry Mavety (1990, 97-03, 07-09)	221		

Kingston Frontenacs

Head Coach

Luca Caputi

Born: October 1, 1988 -- Toronto, Ont.

Coaching Record

Year	Club	GP	W	L	OTL	SL	PTS	Finish
2021-22	Kingston Frontenacs	68	41	22	4	1	87	2nd East

Coaching History

Jack (Red) Bownass, 1973-74 to 1974-75; Jim Morrison, 1975-76 to 1981-82; Rod Graham, 1982-83; Rick Cornacchia, 1983-84; Rick Cornacchia and Jim Dorey, 1984-85; Fred O'Donnell, 1985-86 to 1986-87; Jacques Tremblay and Jim Dorey, 1987-88; Larry Mavety, 1988-89 to 1989-90; Randy Hall, 1990-91; Paul Cook, 1991-92; Dave Allison, 1992-93 to 1993-94; Gary Agnew, 1994-95 to 1996-97; Larry Mavety 1997-98 to 2002-03; Larry Mavety and Greg Bignell 2002-03; Jim Hulton 2003-04 to 2005-06; Bruce Cassidy 2006-07 to 2007-08; Larry Mavety 2007-08 to 2008-09; Doug Gilmour 2008-09 to 2010-11; Todd Gill 2011-12 to 2013-14; Paul McFarland 2014-15 to 2016-17; Jay Varady 2017-18; Kurtis Foster 2018-19 to 2019-20; Luca Caputi 2021-22 to date.

2021-22 Team Record

	W	L	OTL	SL
Overall Record:	41	22	4	1
Home Record:	22	9	2	1
Road Record:	19	13	2	0
Overtime Record:	2	4		
vs. East Division Opponents	27	13	3	1
vs. Central Division Opponents	14	9	1	0
October Record	5	2	1	0
November Record	6	3	2	0
December Record	6	0	0	0
January Record	5	5	0	0
February Record	8	4	0	0
March Record	7	6	0	0
April Record	4	2	1	1
	W	L	OTL	SL
vs. Barrie	2	2	0	0
vs. Hamilton	4	4	0	0
vs. Mississauga	6	1	1	0
vs. Niagara	4	0	0	0
vs. North Bay	0	4	0	0
vs. Oshawa	7	2	2	1
vs. Ottawa	8	3	1	0
vs. Peterborough	8	4	0	0
vs. Sudbury	2	2	0	0

Past 10 Years at the NHL Draft

RD.	OV.	PLAYER	NHL TEAM
2022			
1	4	Wright, Shane	Seattle
2	39	Ludwinski, Paul	Chicago
3	86	Edmonds, Lucas	Tampa Bay
2021			
6	175	Arcuri, Francesco	Dallas
7	210	Haché, Braden	Florida
2020			
4	94	Wisdom, Zayde	Philadelphia
5	128	Chromiak, Martin	Los Angeles
2017			
2	39	Robertson, Jason	Dallas
2	59	Rasanen, Eemeli	Toronto
7	216	Paquette, Jacob	Nashville
2016			
5	134	Helvig, Jeremy	Carolina
2015			
1	11	Crouse, Lawson	Florida
2014			
1	4	Bennett, Sam	Calgary
2	50	McKeown, Roland	Los Angeles
7	209	Watson, Spencer	Los Angeles
2013			
3	73	Kujawinski, Ryan	New Jersey
6	154	Ikonen, Henri	Tampa Bay

2022 OHL Priority Selection

RD	NO	NAME	2021-22 CLUB	POS	HT	WT	BIRTHDATE
1	17	Frasca, Gabriel	Mississauga Senators	C	6.00	162	02/18/2006
2	27	Battaglia, Jacob	Toronto Jr. Canadiens	RW	6.00.25	204	03/17/2006
4	79	Williamson, Vann	Ajax-Pickering Raiders	RD	5.11.5	158	07/07/2006
5	99	Fimis, Andoni	Toronto Jr. Canadiens	RD	6.00.5	158	07/11/2006
7	128	Kay, Miller	Renfrew Wolves U18	RW	5.08	160	06/20/2006
7	139	Morgan, Tanner	Nashville Jr. Predators 15'S	C	5.09	165	07/18/2006
8	159	Salajko, J.J.	Detroit Little Caesars 15'S	G	5.11.25	156	07/28/2006
9	179	Karmiris, Tommy	Brantford 99ers	LW	5.09.5	182	06/15/2006
10	199	Frost, Matthew	South Kent Selects Academy 16U	C	5.10	150	09/11/2006
11	219	Bartlett, Keaton	Waterloo Wolves	LD	5.08.25	177	01/03/2006
12	243	Bergeron, Cameron	Rockland Nationals U18	LD	5.10	165	04/16/2006
13	257	Gauthier, Antoine	Ottawa Senators U18	C	5.11	160	02/08/2006
13	259	Bruno, Luciano	Vaughan Kings	C	5.04.25	125	07/15/2006
14	279	Greenwood, Elias	Mississauga Reps	C	6.01	170	06/15/2006
15	299	Hutson, Cole	North Jersey Avalanche 16U	LD	5.03.5	117	06/28/2006

Under-18 Priority Selection

1	16	Ling, Nolan	Oshawa Generals	LD	5.10.75	160	12/11/2005
2	36	Moncada, Sebastian	Mississauga Senators	G	5.10	153	10/11/2005
3	49	Lee, Cooper	Mississauga Reps	RW	5.11.75	173	03/24/2005

CHL Import Draft

1	47	Zhigalov, Ivan	Sherbrooke Phoenix	G	6.02.75	167	04/30/2003
2	107	Hemstrom, Linus	Brynas IF J18E	RW	5.11.75	165	01/16/2004



Paul Ludwinski



Francesco Arcuri



Kitchener Rangers

Kitchener Memorial Auditorium Complex • 1963 Eugene George Way, Kitchener, ON, N2H 0B8

Phone: 519-576-3700

Email: info@kitchenerrangers.com

www.kitchenerrangers.com



@OHLRangers



ohlrangers



ohlrangers

*Established 1963 / J. Ross Robertson Cup Champions 1981, 1982, 2003, 2008
Memorial Cup Champions 1982, 2003*



Joe Birch



Mike McKenzie



Chris Dennis



Filip Mesar

Team Directory

Chief Operation Officer & Governor	Joe Birch
General Manager	Mike McKenzie
Assistant General Manager	Michael Zsolt
Senior Advisor, Scout	Murray Hiebert
Head Coach	Chris Dennis
Assistant Coach.....	Dennis Wideman
Assistant Coach.....	Brennan Menard
Goaltending Coach.....	Jordan DeKort
Dir. of Sports Science and Assistant Coach	Brandon Merli
Director of Analytics.....	Alex Robson
Video Coach.....	Hendrix Hanes
Hockey Operations Coordinator	Olivia Terenzio
Head Trainer & Equipment Manager	Dan Lebold
Athletic Therapist.....	Cody Birk
Assistant Equipment Manager	Ben McEvoy
Head Scout	Ray Hollowell
Director of Prospect Development	Mike Bukator
Scouts.....	Mike Sadler, Tark Bertrand, Hugh Craig, Darryl Hollowell, Kenneth Kerto, Bill Underwood, Jeremy Browning, Dave Prpich, Brodie Barrick
Vice-President of Operations.....	Adam Bramhill
Sr. Dir. of Broadcasting, Comms. & Hockey Ops..	Dominic Hennig
Dir. of Corporate Partnerships & Sales....	Brad Sparkes
Dir. of Ticket Operations.....	Zach Foss
Game Operations Manager	Patrice Whiffen
Digital Marketing Manager	Alex Witherspoon
Video Editor & Motion Graphic Designer	Cole Dow
Retail & Partnership Coordinator	Megan Hutton
Administrative Assistant	Christy Aubin
Academic Advisor	Dave Tennant
Sports Medicine Physicians	Dr. Randy Bahadur, Dr. Marin Duke, Dr. Dimitri E. Haddad
Orthopedic Surgeon	Dr. Nick Bayley
Neurologist.....	Dr. Abdeel Kaleel
Mental Skills Specialist.....	Richard Ennis
Team Dentists.....	Dr. Hurlbut, Dr. Beaton Dr. Khimani, Dr. DiMiglio Dr. Lenizky

Team Information

Team Colours	Blue, Red & White
Home Arena	Kitchener Memorial Auditorium
Capacity	7,131
Dimensions	194' x '85
Arena Phone	519-741-2699
Arena Manager	Jeremy Dueck
Press Box	South side of building, Door #21
Media Room	Legends Level, Floor 3

Honoured Jersey Numbers

3	Scott Stevens (1980-82)
4	Al MacInnis (1980-83)
6	Paul Coffey (1979-80)
7	Bill Barber (1969-72)
19.....	Larry Robinson (1970-71)
21.....	Gary Crosby (1968-70)
22.....	Jim McGeachie (1978-80)

Kitchener Rangers

Complete franchise records on pg. 147

Past 10 Seasons

SEASON	GP	W	L	T	OTL	SOL	PTS	GF	GA	FINISH	PLAYOFFS
2021-22	68	30	31	-	5	2	67	236	271	4th (Midwest)	2nd Rd. (WSR)
2019-20	63	40	16	-	5	2	87	264	213	2nd (Midwest)	N/A
2018-19	68	34	30	-	3	1	72	251	267	3rd (Midwest)	1st Rd. (GUE)
2017-18	68	43	21	-	3	1	90	246	218	1st (Midwest)	WC Final (SOO)
2016-17	68	36	27	-	3	2	77	244	251	4th (Midwest)	1st Rd. (OS)
2015-16	68	44	17	-	5	2	95	256	197	3rd (Midwest)	2nd Rd. (LDN)
2014-15	68	32	26	-	3	7	74	216	221	5th (Midwest)	1st Rd. (LDN)
2013-14	68	22	41	-	2	3	49	200	280	5th (Midwest)	-
2012-13	68	39	20	-	1	8	87	216	185	3rd (Midwest)	2nd Rd. (LDN)
2011-12	68	42	24	-	1	1	86	253	211	2nd (Midwest)	WC Final (LDN)
Rangers Totals	3,725	1,800	1,585	239	56	45	3,952	15,135	14,938	Pct. .529	

Rangers Records

Season

Team

Most Points	(2007-08)	110
Most Goals	(1983-84)	418
Most Goals Against	(1979-80)	425
Fewest Goals Against	(2005-06)	165

Individual

Most Points:	John Tucker (1982-83)	140
Most Goals:	Wayne Presley (1983-84)	63
Most Assists:	Jason Akeson (2010-11)	84

Most Points (Def.):	Jason Gladney (1993-94)	92
Most Goals (Def.):	Al MacInnis (1982-83)	31
Most Assists (Def.):	Jason Gladney (1993-94)	74

Most Points (Rookie):	Brian Bellows (1980-81)	116
Most Goals (Rookie):	Brian Bellows (1980-81)	49
Most Assists (Rookie):	Brian Bellows (1980-81)	67

Most Wins:	Wendell Young (1982-83)	41
Best GAA:	Dan Turple (2005-06)	2.25
Best SV%:	John Gibson (2011-12)	.928
Most Shutouts:	Dan Turple (2005-06)	7
Most Minutes Played:	Wendell Young (1982-83)	3,611

CAREER

Individual

Most Points:	Dwight Foster (1973-77)	382
Most Goals:	Dwight Foster (1973-77)	158
Most Assists:	Dwight Foster (1973-77)	224
Most Games Played:	Andre Benoit (2000-05)	324

Most Points (Def.):	Andre Benoit (2000-05)	299
Most Goals (Def.):	Andre Benoit (2000-05)	99
Most Assists (Def.):	Andre Benoit (2000-05)	200
Most Games Played (Def.):	Andre Benoit (2000-05)	324

Most Wins:	Wendell Young (1980-83)	98
Best GAA:	Dan Turple (2004-06)	2.30
Best SV%:	Frank Palazzese (2011-13)	.929
Most Shutouts:	Dan Turple (2004-06)	10
Most Games Played:	David Belitski (1993-97)	212

Most Coaching Wins:	Peter DeBoer (2001-08)	297
---------------------	------------------------	-----

Individual Game Records - 2021-22

Most Goals	3
Mike Petizian (Oct. 30, 2021 at Windsor)	
Carson Rehkopf (Dec. 10, 2021 vs. Sarnia)	
Mitchell Martin (Jan. 21, 2022 vs. Windsor)	
Mike Petizian (Jan. 30, 2022 at Sarnia)	

Most Assists	4
Francesco Pinelli (Oct. 30, 2021 at Windsor)	

Most Points	4
Francesco Pinelli (Oct. 30, 2021 at Windsor)	
Francesco Pinelli (Dec. 10, 2021 vs. Sarnia)	
Reid Valade (Mar. 8, 2022 vs. London)	
Mike Petizian (Mar. 16, 2022 at Saginaw)	
Francesco Pinelli (Mar. 16, 2022 at Saginaw)	

Most Power-Play Goals	2
Mike Petizian (Mar. 16, 2022 at Saginaw)	

Most Shorthanded Goals	1
16 times	

Fastest Opening Goal	0:53
Reid Valade (Feb. 15, 2022 vs. Sarnia)	

Fastest Period Goal	0:16
Mike Petizian (Feb. 5, 2022 at London - 3rd Period)	

Fastest Two Goals by One Player	3:51
Declan McDonnell (Dec. 5, 2021 at Sarnia)	

Fastest Three Goals by One Player	17:02
Mike Petizian (Jan. 30, 2022 at Sarnia)	

Longest Point Scoring Streak (Games)	14
Joseph Serpa (Mar. 4, 2022 to Apr. 2, 2022 - 6G, 16A)	

Longest Goal Scoring Streak (Games)	5
Joseph Serpa (Feb. 4, 2022 to Feb. 12, 2022 - 5G, 4A)	

Kitchener Rangers

Head Coach

Chris Dennis

Born: Jan. 13, 1980 -- Toronto, Ont.

Coaching Record

Year	Club	GP	W	L	OTL	SL	PTS	Finish
No OHL Coaching Record								

Coaching History

Wally Kullman, 1967-68 to 1968-69; Gerry Forler, 1969-70; Gerry Forler and Ron Murphy, 1970-71; Ron Murphy, 1971-72; Eddie Bush, 1972-73 to 1973-74; Eddie Bush, Don McKee and Jim Morrison, 1974-75; Mac MacLean, 1975-76 to 1976-77; Mac MacLean and Bob Ertel, 1977-78; Bob Ertel, 1978-79; Bob Ertel and Rod Seiling, 1979-80; Orval Tessier, 1980-81; Joe Crozier, 1981-82 to 1982-83; Tom Barrett, 1983-84 to 1985-86; Tom Barrett and Joe McDonnell, 1986-87; Joe McDonnell, 1987-88 to 1993-94; Joe McDonnell and Geoff Ward, 1994-95; Geoff Ward 1995-96 to 1997-98; Brian Hayton, 1998-99; Brian Hayton and Jeff Snyder, 1999-00; Jeff Snyder 2000-01; Peter DeBoer 2001-02 to 2007-08; Steve Spott 2008-09 to 2012-13; Troy Smith 2013-14 to 2014-15; Mike Van Ryn 2015-16; Jay McKee 2016-17 to 2018-19; Jay McKee and Mike McKenzie, 2019-20; Mike McKenzie 2021-22; Chris Dennis 2022-23 to present.

2021-22 Team Record

	W	L	OTL	SL
Overall Record:	30	31	5	2
Home Record:	16	15	1	2
Road Record:	14	16	4	0
Overtime Record:	4	5		
vs. West Division Opponents	15	14	2	1
vs. Midwest Division Opponents	15	17	3	1
October Record	6	3	0	0
November Record	3	7	0	0
December Record	4	2	1	0
January Record	2	5	0	1
February Record	4	6	1	1
March Record	8	5	0	0
April Record	3	3	3	0
	W	L	OTL	SL
vs. Erie	2	2	1	1
vs. Flint	1	4	1	0
vs. Guelph	5	4	1	0
vs. London	4	6	0	0
vs. Owen Sound	4	5	1	0
vs. Saginaw	3	1	0	0
vs. Sarnia	6	1	0	1
vs. Soo	1	4	1	0
vs. Windsor	4	4	0	0

Past 10 Years at the NHL Draft

RD.	OV.	PLAYER	NHL TEAM
2021			
2	42	Pinelli, Francesco	Los Angeles
2020			
3	63	Sebrango, Donovan	Detroit
7	217	McDonnell, Declan	Tampa Bay
2019			
3	82	Vukojevic, Michael	New Jersey
6	168	Meireles, Greg	Florida
2018			
4	100	Mascherin, Adam	Dallas
5	137	Damiani, Riley	Dallas
5	153	Vallati, Giovanni	Winnipeg
2016			
2	38	Mascherin, Adam	Florida
3	77	Hall, Connor	Pittsburgh
4	109	Bunnaman, Connor	Philadelphia
2014			
2	43	MacInnis, Ryan	Arizona
4	93	Magyar, Nick	Colorado
2013			
2	52	Bailey, Justin	Buffalo
5	126	Pedersen, Brent	Carolina
2012			
1	13	Faksa, Radek	Dallas
4	92	Marcantuoni, Matia	Pittsburgh
4	96	Thomson, Ben	New Jersey

Kitchener Rangers

2022 OHL Priority Selection

RD	NO	NAME	2021-22 CLUB	POS	HT	WT	BIRTHDATE
1	9	Hage, Michael	Toronto Jr. Canadiens	C	6.00	168	04/14/2006
2	31	Longacre, Cole	Windy City Storm 15s	LD	6.01.5	199	05/26/2006
3	56	Bottineau, Justin	Toronto Marlboros	C	5.11.25	158	01/11/2006
4	72	DiFelice, Luca	Don Mills Flyers	G	6.03.5	171	04/11/2006
6	112	Terrence, Lex	Markham Majors	LD	5.11.75	165	05/02/2006
7	132	Bednarik, Kamil	New Jersey Rockets 16U	C	5.11	159	05/26/2006
9	172	Gilmour, Roarke	Kemptville 73s U18	LD	5.10	149	07/12/2006
10	192	McGurn, Carson	Nepean Raiders U18	C	5.11	165	03/06/2006
11	212	Humphreys, Christian	Bishop Kearney Selects 16U	C	5.09.25	144	02/04/2006
12	232	Thomakos, Daniel	Richmond Hill Coyotes	C	5.07.5	151	07/27/2006
13	252	Maillet, Evan	Mississauga Senators	G	5.11	167	03/10/2006
14	272	Biancofiore, Ian	Toronto Jr. Canadiens	LW	5.09.5	228	01/12/2006
15	292	Cenanovic, Luka	Mississauga Reps	RD	6.04	180	10/27/2006

Under-18 Priority Selection

1	9	Lamanna, Kristian	Mississauga Reps	C	5.10.5	174	07/18/2005
2	29	Koukouves, Yianni	Toronto Nationals	LW	6.00	178	01/25/2005

CHL Import Draft

1	26	Hamara, Tomas	Tappara Tampere U20	LD	6.00	185	03/09/2004
2	86	Havelid, Mattias	Linkoping HC Jr.	RD	5.09	165	01/01/2004



Hunter Brzustewicz



Francesco Pinelli



London Knights

Budweiser Gardens • 99 Dundas Street, London, Ontario, N6A 6K1

Phone: 519-681-0800

Email: info@londonknights.com

www.londonknights.com



@LondonKnights



londonknights



londonknights

*Established 1968 / J. Ross Robertson Cup Champions 2005, 2012, 2013, 2016
Memorial Cup Champions 2005, 2016*



Mark Hunter



Dale Hunter



Rob Simpson



Luca Testa

Team Directory

Owner, President & Head Coach	Dale Hunter
Owner, Vice-President & GM	Mark Hunter
Owner	Basil McRae
Governor	Trevor Whiffen
Associate General Manager	Rob Simpson
Assistant Coaches	Dylan Hunter, Rick Steadman
Goaltending Coach	Daren Machesney
Equipment Manager	Chris Maton
Equipment Assistants	Travis Maton, Matt DeSand
Head Athletic Therapist	Matt Bogart
Video Coach	Thomas Black
Shooting Coach	Tim Turk
Skills & Power Skating Coach	Dwayne Blais
Strength & Conditioning Coach	Mitch Stewart
Hockey Operations Assistant	Dean Patterson
Director of Player Development	Jamie Baker
Scouts	Leon Haughian, Steve Warner, Mike Martin, Stu Robinson, Jay De Gennaro, Craig Channel Brendan Ross, Billy Sullivan Aiden Nelms, Phil McRae, Scott Machesney, Jim Whitely
Director of Ticketing	Cindy Mitro
Director of Marketing & Game Day	Alex Brown
Director of Corp. & Community Partnerships	Zach Anderson
Digital Media & Content Coordinator	Adam Zawacki
Sales & Merchandise Manager	Bryson Boddy
Group Experience Manager	Liam Fitzpatrick
Academic & Personal Development Advisor	Wendy Glover
Security Liaison	Bob Martin
Club Physicians	Dr. Wanda Millard Dr. Dieter Bruckshwaiger Dr. Ryan Arbeau
Club Orthopedic Surgeon	Dr. Robert Giffin
Club Dentist	Dr. Mark Botsford
Club Chiropractor	Dr. Tim Zafiris
Physiotherapists	Fowler Kennedy Clinic

Team Information

Team Colours	Green, Gold, Black, White
Home Arena	Budweiser Gardens
Capacity	9,036
Dimensions	200' x '85
Arena Phone	519-667-5700
Arena Manager	Brian Ohl
Media Room	SW corner of 1st floor
Media/Scout Entrance	SW corner off King St.
Press Box	South Side, 3rd Floor
Affiliated Team	London Nationals
General Manager	Tony Mandarelli
Affiliated Team	St. Thomas Stars
General Manager	Joe Daniels

Retired Jersey Numbers

5	Rob Ramage (1975-78)
8	Dino Ciccarelli (1976-80)
9	Darryl Sittler (1967-70)
19	Brendan Shanahan (1985-87)
22	Brad Marsh (1973-78)
61	Rick Nash (2000-2002)
88	Patrick Kane (2006-2007)
91	Dave Bolland (2002-2006)
94	Corey Perry (2001-2005)

London Knights

Complete franchise records on pg. 148

Past 10 Seasons

SEASON	GP	W	L	T	OTL	SOL	PTS	GF	GA	FINISH	PLAYOFFS
2021-22	68	39	22	-	5	2	85	264	232	1st (Midwest)	1st Rd. (KIT)
2019-20	62	45	15	-	1	1	92	265	187	1st (Midwest)	N/A
2018-19	68	46	15	-	6	1	99	299	211	1st (Midwest)	2nd Rd. (GUE)
2017-18	68	39	25	-	2	2	82	233	212	2nd (Midwest)	1st Rd. (OS)
2016-17	68	46	15	-	3	4	99	289	194	3rd (Midwest)	2nd Rd. (ER)
2015-16	68	51	14	-	2	1	105	319	182	2nd (Midwest)	OHL Champs (NIAG)
2014-15	68	40	24	-	1	3	84	289	260	2nd (Midwest)	2nd Rd. (ER)
2013-14	68	49	14	-	1	4	103	316	203	3rd (Midwest)	2nd Rd. (GUE)
2012-13	68	50	13	-	2	3	105	279	180	1st (Midwest)	OHL Champs (BAR)
2011-12	68	49	18	-	0	1	99	277	178	1st (Midwest)	OHL Champs (NIAG)
Knights Totals	3,530	1,876	1,387	179	53	35	4,019	14,926	13,581	Pct. .569	

Knights Records

Season

Team		
Most Points	(2004-05)	120
Most Goals	(1976-77)	379
Most Goals Against	(1995-96)	435
Fewest Goals Against	(2004-05)	125

Individual

Most Points:	Dave Simpson (1981-82)	155
Most Goals:	Dino Ciccarelli (1977-78)	72
Most Assists:	Sergei Kostitsyn (2006-07)	91
Most Points (Def.):	Evan Bouchard (2017-18)	87
	Rick Corriveau (1990-91)	87
Most Goals (Def.):	Nick Stajduhar (1993-94)	34
Most Assists (Def.):	Brad Schlegel (1987-88)	63
Most Points (Rookie):	Patrick Kane (2006-07)	145
Most Goals (Rookie):	Patrick Kane (2006-07)	62
Most Assists (Rookie):	Patrick Kane (2006-07)	83
Most Wins:	Michael Houser (2011-12)	46
Best GAA:	Gerald Coleman (2004-05)	1.70
Best SV%:	Gerald Coleman (2004-05)	.941
Most Shutouts:	Gerald Coleman (2004-05)	8
Most Minutes Played:	Aaron Molnar (2000-01)	3,928

CAREER

Individual		
Most Points:	Corey Perry (2001-05)	380
Most Goals:	Chris Taylor (1988-92)	150
Most Assists:	Dylan Hunter (2001-06)	263
Most Games Played:	Dylan Hunter (2001-06)	315
Most Points (Def.):	Rick Corriveau (1987-92)	251
Most Goals (Def.):	Dennis Wideman (2000-04)	79
Most Assists (Def.):	Rick Corriveau (1987-92)	179
Most Games Played (Def.):	Nick Stajduhar (1990-94)	233
Most Wins:	Michael Houser (2009-12)	93
Best GAA:	Ryan MacDonald (2003-05)	2.14
Best SV%:	Gerald Coleman (2002-05)	.927
	Ryan MacDonald (2003-05)	.927
Most Shutouts:	Gerald Coleman (2002-05)	14
Most Games Played:	Gene Chiarello (1996-00)	195
Most Coaching Wins:	Dale Hunter (2001-22)	856

Individual Game Records - 2021-22

Most Goals	3
6 times	
Most Assists	4
Sean McGurn (Nov. 21, 2021 at Kitchener)	
Luke Evangelista (Mar. 16, 2022 at Guelph)	
Most Points	5
Sean McGurn (Nov. 21, 2021 at Kitchener)	
Luke Evangelista (Feb. 5, 2022 vs. Kitchener)	
Liam Gilmartin (Feb. 18, 2022 vs. Sault Ste. Marie)	
Antonio Stranges (Mar. 18, 2022 vs. Saginaw)	
Most Power-Play Goals	2
Luke Evangelista (Nov. 20, 2021 vs. Kitchener)	
Antonio Stranges (Feb. 19, 2022 at Erie)	
Cody Morgan (Mar. 27, 2022 at Guelph)	
Most Shorthanded Goals	1
11 times	
Fastest Opening Goal	0:14
Kirill Steklov (Jan. 9, 2022 at Kitchener)	
Fastest Period Goal	0:05
Gerard Keane (Mar. 26, 2022 vs. Kitchener - 2nd Period)	
Fastest Two Goals by One Player	1:49
Luke Evangelista (Feb. 6, 2022 at Owen Sound)	
Fastest Three Goals by One Player	19:00
Liam Gilmartin (Feb. 18, 2022 vs. Sault Ste. Marie)	
Longest Point Scoring Streak (Games)	12
Luke Evangelista (Oct. 8, 2021 to Nov. 16, 2021 - 12G, 7A)	
Longest Goal Scoring Streak (Games)	5
Luke Evangelista (Nov. 20, 2021 to Nov. 27, 2021 - 8G, 6A)	
Sean McGurn (Mar. 13, 2022 to Mar. 20, 2022 - 5G, 5A)	

London Knights

Head Coach

Dale Hunter

Born: July 31, 1960 -- Petrolia, Ont.

Coaching Record

Year	Club	GP	W	L	T	OTL	SOL	PTS	Finish
2021-22	London Knights	68	39	22		5	2	85	1st (Midwest)
2019-20	London Knights	62	45	15		1	1	92	1st (Midwest)
2018-19	London Knights	68	46	15		6	1	99	1st (Midwest)
2017-18	London Knights	68	39	25		2	2	82	3rd (Midwest)
2016-17	London Knights	68	46	15		3	4	99	3rd (Midwest)
2015-16	London Knights	68	51	14		2	1	105	2nd (Midwest)
2014-15	London Knights	68	40	24		1	3	84	2nd (Midwest)
2013-14	London Knights	68	49	14		1	4	103	3rd (Midwest)
2012-13	London Knights	68	50	13		2	3	105	1st (Midwest)
2011-12	London Knights	26	20	5		0	1	41	-
2010-11	London Knights	68	34	29		4	1	73	5th (Midwest)
2009-10	London Knights	68	49	16		1	2	101	1st (Midwest)
2008-09	London Knights	68	49	16		1	2	101	1st (Midwest)
2007-08	London Knights	68	38	24		4	2	82	2nd (Midwest)
2006-07	London Knights	68	50	14		1	3	104	1st (Midwest)
2005-06	London Knights	68	49	15		1	3	102	1st (Midwest)
2004-05	London Knights	68	59	7	2	0		120	1st (Midwest)
2003-04	London Knights	68	53	11	2	2		110	1st (Midwest)
2002-03	London Knights	68	31	27	7	3		72	2nd (Midwest)
2001-02	London Knights	50	19	25	6	0		44	5th (West)
OHL Totals		1,294	856	346	17	40	35	1,804	Pct. .697

Coaching History

Jack McIntyre 1965-66, Turk Broda 1966-67 to 1967-68, Gene Taylor 1968-69, Bep Guidolin 1969-70 to 1970-71, Bronco Horvath 1971-72, Bill Long 1972-73 to 1979-80, Paul McIntosh 1980-81 to 1982-83, Don Boyd 1983-84 to 1985-86, Wayne Maxner 1986-87 to 1989-90, Gary Agnew 1990-91 to 1993-94, Mike Fedorko 1994-95, Mike Fedorko, Murray Nystrom and Tom Barrett 1995-96, Brad Selwood, Tom Barrett and Paul McIntosh 1996-97, Gary Agnew 1997-98 to 1999-2000, Lindsay Hofford 2000-01, Lindsay Hofford and Dale Hunter 2001-02, Dale Hunter 2002-03 to 2011-12, Dale Hunter and Mark Hunter 2011-12, Dale Hunter 2012-13 to date.

2021-22 Team Record

	W	L	OTL	SL
Overall Record:	39	22	5	2
Home Record:	21	9	3	1
Road Record:	18	13	2	1
Overtime Record:	3	6		
vs. Central Division Opponents	0	0	1	0
vs. West Division Opponents	16	15	1	0
vs. Midwest Division Opponents	23	7	3	2
October Record	8	0	0	0
November Record	7	4	1	0
December Record	2	4	0	0
January Record	4	2	0	0
February Record	9	3	1	0
March Record	7	5	2	1
April Record	2	4	1	1
vs. Barrie	0	0	1	0
vs. Erie	4	0	0	0
vs. Flint	1	3	1	0
vs. Guelph	4	4	1	2
vs. Kitchener	6	2	2	0
vs. Owen Sound	9	1	0	0
vs. Saginaw	3	2	0	0
vs. Sarnia	4	6	0	0
vs. Soo	3	1	0	0
vs. Windsor	5	3	0	0

Past 10 Years at the NHL Draft

RD.	OV.	PLAYER	NHL TEAM
2022			
4	98	George, Isaiah	NY Islanders
6	184	Sim, Landon	St. Louis
7	200	Edward, Jackson	Boston
2021			
1	31	Mailloux, Logan	Montreal
2	49	Roger, Ben	Ottawa
5	156	McCue, Max	San Jose
6	170	Montgomery, Bryce	Carolina
2020			
2	42	Evangelista, Luke	London
4	123	Stranges, Antonio	Dallas
2019			
1	25	McMichael, Connor	Washington
5	149	Guskov, Matvey	Minnesota
2018			
1	10	Bouchard, Evan	Edmonton
1	18	Foudy, Liam	Columbus
3	67	Regula, Alec	Detroit
7	208	Kooy, Jordan	Vegas
2017			
1	20	Thomas, Robert	St. Louis
2	47	Formenton, Alex	Ottawa
4	123	Crawley, Brandon	NY Rangers
5	147	Golden, Jacob	Minnesota
2016			
1	5	Juolevi, Olli	Vancouver
1	6	Tkachuk, Matthew	Calgary
1	24	Jones, Max	Anaheim
2	54	Parsons, Tyler	Calgary
3	69	Pu, Cliff	Buffalo
4	100	Mete, Victor	Montreal
6	179	Mattinen, Nicolas	Toronto
2015			
1	4	Marnier, Mitchell	Toronto
4	103	Martenet, Chris	Dallas
2014			
2	58	Dvorak, Christian	Arizona
6	172	Yakimowicz, Chandler	St. Louis
2013			
1	9	Horvat, Bo	Vancouver
1	12	Domi, Max	Phoenix
1	16	Zadorov, Nikita	Buffalo
2	40	Elie, Remi	Dallas
4	96	Platzer, Kyle	Edmonton
7	205	Liberati, Miles	Vancouver

2022 OHL Priority Selection

RD	NO	NAME	2021-22 CLUB	POS	HT	WT	BIRTHDATE
1	15	Testa, Luca	Niagara North Stars	C	6.00	166	04/10/2006
2	37	O'Reilly, Sam	Vaughan Kings	RW	6.01	177	03/30/2006
3	52	Nicholl, William	Ottawa Senators U18	C	5.10	150	05/24/2006
4	77	Bowen, Zachary	Embrun Panthers Jr. B	G	6.01	165	04/25/2005
5	97	Lepain, Joshua	Windsor Jr. Spitfires	LW	6.01	170	02/20/2006
6	105	Woolley, Jared	Quinte Red Devils	LD	6.03.25	181	02/27/2006
6	117	Hagens, James	Mount St. Charles Academy	C	5.07.5	138	11/03/2006
6	119	Cholette, Jaden	Nepean Raiders U18	G	6.02	160	01/30/2006
7	137	Giacalone, Anthony	Markham Majors	C	5.11	168	09/14/2006
8	157	Vansaghi, Shane	St. Louis Blues AAA 16U	C	6.01.5	176	10/11/2006
9	177	DiPaolo, Nicholas	Blyth Academy Bruins	C	5.08.25	151	08/15/2006
11	217	Van Bommel, Rene	Elgin-Middlesex Chiefs	LW	5.09	154	05/14/2006
12	237	Steele, Jameson	Don Mills Flyers	LD	6.02.75	157	06/08/2006
14	277	Ingstrup, Jacob	Kent School Lions	LD	5.11	185	11/09/2006
15	287	Wilson, Finn	Niagara North Stars	G	5.11.5	156	01/03/2006
15	297	Crombie, Calvin	Caledonia Corvairs Jr. B	RW	6.00	170	09/03/2005

Under-18 Priority Selection

1	14	Bradshaw, Sebastian	Ajax-Pickering Raiders	C	6.03	190	05/26/2005
2	34	Skirten, Justin	Elgin-Middlesex Chiefs	C	5.10.5	164	07/26/2005

CHL Import Draft

1	41	Halttunen, Kasper	Jokerit Helsinki U20	RW	6.03	192	06/07/2005
---	----	-------------------	----------------------	----	------	-----	------------



Brett Brochu



Sean McGurn



Mississauga Steelheads

Paramount Fine Foods Centre • 5500 Rose Cherry Place, Mississauga, Ontario, L4Z 4B6

Phone: 905-502-7788

Email: info@mississaugasteelheads.com

www.mississaugasteelheads.com



@OHLSteelheads



ohlsteelheads



OHLSteelheads

Established 2012



Elliott Kerr



James Richmond



Jeff Kyrzakos



Michael Doyle



Lucas Karmiris

Team Directory

President & Governor	Elliott Kerr
Head Coach & General Manager	James Richmond
Assistant GM/Assistant Coach	Jeff Kyrzakos
Assistant General Manager	Michael Doyle
Assistant Coach	Matt Chiarantano
Goaltending Coach	Chris Beckford-Tseu
Video Coordinator	Matthew Andreacchi
Advanced Pre-Scout	Gary Corcoran
Head Athletic Therapist	Binne Brouwer
Equipment Manager	Tom Frater
Director of Hockey Analytics	Matthew Anderson
Coordinator, Data Tracking & Analytics	Anthony Vena
Data Analyst	Owen Kewell
Head Scout	Rob Toffoli
Scouts	Brandon Cordua, David Williams, Peter Miller, Joshua Joyce, Eddie MacDonald, Paul Zuk Lino Dixon, Jesse Taylor, Darryl Lafrance, Ryan Bolton, Steve Monery, Austin Luboff Paul Doughty, Steve Rice,
Vice-President, Comms. & Business Ops	Michael Hastings
Coordinator, School & Community Partnerships	Michele Warner
Coord., Brand Partnerships & Minor Hockey Programs	Abby Dzuba
Coord., Social Media & Community Relations	Samantha Fleming
Coord., Merchandise & Apparel	Cassandra Vettor
Team Doctor	Dr. Tim Rindlisbacher
Team Dentist	Dr. Paul Piccininni

Team Information

Team Colours	Blue & White
Home Arena	Paramount Fine Foods Centre
Capacity	5,512
Dimensions	200' x '85
Arena Phone	905-502-9100
Arena Manager	Michael Potton
Press Box	North Side

Mississauga Steelheads

Complete franchise records on pg. 149

Past 10 Seasons

SEASON	GP	W	L	T	OTL	SOL	PTS	GF	GA	FINISH	PLAYOFFS
2021-22	68	37	23	-	2	6	82	229	189	2nd (Central)	2nd Rd. (HAM)
2019-20	61	27	29	-	4	1	59	223	227	3rd (Central)	N/A
2018-19	68	32	29	-	5	2	71	239	250	3rd (Central)	1st Rd. (SBY)
2017-18	68	33	32	-	1	2	69	251	250	4th (Central)	1st Rd. (BAR)
2016-17	68	34	21	-	6	7	81	240	219	1st (Central)	OHL Final (ER)
2015-16	68	33	30	-	2	3	71	215	229	4th (Central)	1st Rd. (BAR)
2014-15	68	25	40	-	2	1	53	178	265	4th (Central)	-
2013-14	68	24	38	-	1	5	54	167	267	5th (Central)	1st Rd. (OSH)
2012-13	68	26	34	-	0	8	60	179	221	5th (Central)	1st Rd. (BELV)
Steelheads Totals	605	271	276	0	23	35	600	1,921	2,117	Pct. .496	

Steelheads Records

Season

Team		
Most Points	(2021-22)	82
Most Goals	(2017-18)	251
Most Goals Against	(2013-14)	267
Fewest Goals Against	(2021-22)	189

Individual

Most Points:	Nicolas Hague (2017-18)	78
Most Goals:	Owen Tippett (2016-17)	44
Most Assists:	Riley Brace (2012-13)	52

Most Points (Def.):	Nicolas Hague (2017-18)	78
Most Goals (Def.):	Nicolas Hague (2017-18)	35
Most Assists (Def.):	Thomas Harley (2018-19)	47

Most Points (Rookie):	Alexander Nylander (2015-16)	75
Most Goals (Rookie):	Alexander Nylander (2015-16)	28
Most Assists (Rookie):	Alexander Nylander (2015-16)	47

Most Wins:	Jack Flinn (2015-16)	32
Best GAA:	Joe Ranger (2021-22)	2.54
Best SV%:	Spencer Martin (2014-15)	.921
Most Shutouts:	Jack Flinn (2015-16)	7
Most Minutes Played:	Jack Flinn (2015-16)	3,571

CAREER

Individual		
Most Points:	Michael McLeod (2014-18)	207
Most Goals:	Owen Tippett (2015-19)	114
Most Assists:	Michael McLeod (2014-18)	131
Most Games Played:	Stephen Gibson (2013-18)	263

Most Points (Def.):	Nicolas Hague (2015-18)	148
Most Goals (Def.):	Nicolas Hague (2015-18)	67
Most Assists (Def.):	Thomas Harley (2017-20)	100
Most Games Played (Def.):	Stephen Gibson (2013-18)	263

Most Wins:	Jacob Ingham (2016-19)	60
Best GAA*:	Roman Basran (2021-22)	2.60
Best SV%:	Jack Flinn (2015-16)	.905
Most Shutouts:	Jack Flinn (2015-16)	7
Most Games Played:	Spencer Martin (2012-15)	141

Most Coaching Wins:	James Richmond (2016-22)	163
---------------------	--------------------------	-----

* - at least 1800 minutes played

Individual Game Records - 2021-22

Most Goals	3
James Hardie (Oct. 22, 2021 vs. Ottawa)	
Luca Del Bel Belluz (Nov. 21, 2021 vs. Sudbury)	
Owen Beck (Dec. 10, 2021 vs. Niagara)	
Luca Del Bel Belluz (Mar. 4, 2022 vs. Oshawa)	

Most Assists	4
Luca Del Bel Belluz (Dec. 29, 2021 vs. North Bay)	
Kasper Larsen (Mar. 4, 2022 vs. Oshawa)	
Chas Sharpe (Mar. 4, 2022 vs. Oshawa)	

Most Points	5
Kasper Larsen (Mar. 4, 2022 vs. Oshawa)	
Chas Sharpe (Mar. 4, 2022 vs. Oshawa)	

Most Power-Play Goals	3
Luca Del Bel Belluz (Mar. 4, 2022 vs. Oshawa)	

Most Shorthanded Goals	1
7 times	

Fastest Opening Goal	0:30
Luca Del Bel Belluz (Jan. 20, 2022 at Oshawa)	

Fastest Period Goal	0:21
Jake Uberti (Feb. 13, 2022 at Ottawa)	

Fastest Two Goals by One Player	1:27
Chas Sharpe (Nov. 7, 2021 vs. Niagara)	

Fastest Three Goals by One Player	23:41
Luca Del Bel Belluz (Mar. 4, 2022 vs. Oshawa)	

Longest Point Scoring Streak (Games)	8
Owen Beck (Nov. 5, 2021 to Nov. 25, 2021 - 4G, 6A)	
Zakary Lavoie (Nov. 12, 2021 to Nov. 28, 2021 - 5G, 4A)	

Longest Goal Scoring Streak (Games)	6
James Hardie (Dec. 29, 2021 to Jan. 15, 2022 - 8G, 5A)	

Mississauga Steelheads

2022 OHL Priority Selection

RD	NO	NAME	2021-22 CLUB	POS	HT	WT	BIRTHDATE
1	13	Karmiris, Lucas	Brantford 99ers	C	5.11	167	09/27/2006
2	32	Leenders, Ryerson	Toronto Nationals	G	5.11.25	147	06/01/2006
3	51	Von Richter, Parker	Toronto Marlboros	RD	6.00.5	165	05/22/2006
4	76	Spencer, Liam	London Jr. Knights	LD	6.03	188	01/19/2006
4	81	Eggleton, William	Mississauga Senators	LW	5.09.75	165	02/19/2006
6	116	Richmond, MacGregor	Toronto Nationals	RW	5.07.25	159	08/06/2006
7	136	Chiarot, Gabriel	Brantford 99ers	RW	5.10.25	172	09/17/2006
9	176	Mascard, Zach	Toronto Red Wings	C	5.10.5	164	04/10/2006
10	196	Bryan, Coben	Pittsburgh Penguins Elite 15's	LD	5.11	150	03/12/2006
10	198	Butella, Eero	Chicago Mission 15's	RW	6.03	170	02/21/2006
10	203	Reade, Beau	Kingston Jr. Gaels	LW	6.01.75	181	05/24/2006
11	216	Peters, Jake	Hamilton Jr. Bulldogs	LW	5.10.25	141	02/15/2006
12	236	Smith, Harrison	Florida Alliance 15's South	RW	5.07	134	02/07/2006
13	256	Kimelman, Max	Toronto Nationals	RW	5.11	151	08/10/2006
14	276	Paolini, Anthony	Don Mills Flyers	G	5.06.5	155	07/28/2006
15	284	Yorke, Calem	Toronto Marlboros	G	6.00	145	12/05/2006
15	296	Robillard, Cameron	Niagara North Stars	LD	6.00	169	01/14/2006

Under-18 Priority Selection

1	13	Haley, Will	Ajax-Pickering Raiders	LD	6.01	165	10/15/2005
2	33	Hirsh, Jeremy	Toronto Nationals	RW	6.01	190	03/21/2005

CHL Import Draft

1	38	Beglieri, Alessio	Biel-Bienne Jr.	G	5.11	165	01/05/2004
2	98	Hull, Valdemar William	Fribourg-Gotteron Jr.	C	6.02	189	01/02/2005



Ethan Del Mastro



Owen Beck



Niagara IceDogs

Meridian Centre • 1 David S Howes Way, St. Catharines, Ontario, L2R 0B3

Phone: 905-687-3641

Email: info@niagaraicedogs.net

www.niagaraicedogs.net



@OHLIceDogs



ohlicedogs



OHLIceDogs

Established 2007



Darren DeDobbelaer



Wes Consorti



Jeff Angelidis



Kevin He

Team Directory

President, Governor & General Manager	Darren DeDobbelaer
Owner	Michele DeDobbelaer
Owner	Wayne Gretzky
Assistant General Manager	Wes Consorti
Interim Head Coach	Jeff Angelidis
Assistant Coach	Brandon Shaw
Assistant Coach	Damon Racicot
Assistant Coach	Andrew Fritsch
Goaltending Coach	Jason Barron
Video Coordinator	Dan McKeen
Head Equipment Manager	Trevor Castonguay
Head Athletic Therapist	David Pandolfi
Hockey Consultant	Rick Wamsley
Director of Performance	Paul Ferri
Strength & Performance Coach	Michael Christou
Hockey Operations Assistant	Jake Ventresca
Player Analysis	Josh Lemire
Locker Room Attendant	Cam Downer
Locker Room Attendant	Greg McPherson
Director of Scouting	Adam Henrich
Scouts	Greg Cappellaro, Dave Robertson, Scott Wasson, Brian Drury
Controller	Tracey Findlay
Manager of Corporate Partnerships	Cori Burke
Manager of Office & Game Day Ops.	Raiven DeSouza
Manager of Group Sales & Billet Coord. ...	Lucy Driscoll
Manager of Media Relations	John Burns
Manager of Ticket Sales	Elijah DiDomenico
Coordinator of Retail & Accounts	Seth Pryer
Academic Advisor	Tim Tope
Team Security Officer	Det. Sgt. Shawn Turcotte
Spiritual Guidance	Pastor Moe Gillard
Club Physicians	Dr. John Ostrowski
.....	Dr. David Dec
Club Dentist	Dr. Daryl Smith
Chiropractor	Dr. Ben Fryer

Team Information

Team Colours	Black, White & Red
Home Arena	Meridian Centre
Capacity	5,300
Dimensions	200' x '85
Arena Phone	905-684-2778
Arena Manager	Jeff Dickson
Media Room	Level 1, Hospitality Rm. 151
Press Box	Level 4, Press Box, Rm. 331
Affiliated Team	Brantford 99ers

Past 10 Seasons

SEASON	GP	W	L	T	OTL	SOL	PTS	GF	GA	FINISH	PLAYOFFS
2021-22	68	22	42	-	3	1	48	218	316	5th (Central)	-
2019-20	63	18	39	-	5	1	42	194	320	4th (Central)	-
2018-19	68	44	17	-	7	0	95	326	209	1st (Central)	2nd Rd. (OSH)
2017-18	68	35	23	-	7	3	80	240	235	2nd (Central)	2nd Rd. (HAM)
2016-17	68	23	35	-	6	4	56	207	274	3rd (Central)	1st Rd. (PBO)
2015-16	68	35	26	-	4	3	77	213	198	3rd (Central)	OHL Final (LDN)
2014-15	68	37	27	-	2	2	78	274	237	3rd (Central)	2nd Rd. (OSH)
2013-14	68	24	35	-	3	6	57	223	284	4th (Central)	1st Rd. (NB)
2012-13	68	30	34	-	2	2	64	227	250	4th (Central)	1st Rd. (OSH)
2011-12	68	47	18	-	0	3	97	291	169	1st (Central)	OHL Final (LDN)
Niagara Totals	947	454	403	0	48	42	998	3,362	3,400	Pct. .527	

IceDogs Records

Season

Team

Most Points	(2011-12)	97
Most Goals	(2018-19)	326
Most Goals Against	(2019-20)	320
Fewest Goals Against	(2011-12)	169

Individual

Most Points:	Luca Caputi (2007-08)	111
Most Goals:	Luca Caputi (2007-08)	51
Most Assists:	Ryan Strome (2010-11)	73
Most Points (Def.):	Dougie Hamilton (2011-12)	72
Most Goals (Def.):	Reggie Traccitto (2009-10)	20
Most Assists (Def.):	Dougie Hamilton (2011-12)	55

Most Points (Rookie):	Akil Thomas (2016-17)	48
Most Goals (Rookie):	Chris DeSousa (2007-08)	23
	Marco Insam (2008-09)	23
Most Assists (Rookie):	Pano Fimis (2021-22)	30

Most Wins:	Stephen Dhillon (2018-19)	38
Best GAA:	Mark Visentin (2011-12)	1.99
Best SV%:	Mark Visentin (2011-12)	.926
Most Shutouts:	Mark Visentin (2011-12)	10
Most Minutes Played:	Stephen Dhillon (2016-17)	3433

CAREER

Individual

Most Points:	Andrew Agozzino (2007-12)	306
Most Goals:	Andrew Agozzino (2007-12)	159
Most Assists:	Ryan Strome (2009-13)	181
Most Games Played:	Andrew Agozzino (2007-12)	318

Most Points (Def.):	Dougie Hamilton (2009-13)	187
Most Goals (Def.):	Dougie Hamilton (2009-13)	40
Most Assists (Def.):	Dougie Hamilton (2009-13)	147
Most Games Played (Def.):	Aaron Haydon (2012-17)	278

Most Wins:	Stephen Dhillon (2014-19)	98
Best GAA:	Mark Visentin (2008-12)	2.75
Best SV%:	Mark Visentin (2008-12)	.911
Most Shutouts:	Mark Visentin (2008-12)	14
Most Games Played:	Stephen Dhillon (2014-19)	197

Most Coaching Wins:	Marty Williamson (2010-16)	218
---------------------	----------------------------	-----

Individual Game Records - 2021-22

Most Goals	3
Danil Gushchin (Oct. 21, 2021 vs. Barrie)	
Danil Gushchin (Feb. 5, 2022 at Peterborough)	
Liam Van Loon (Mar. 24, 2022 vs. Erie)	

Most Assists	4
Cameron Butler (Oct. 21, 2021 vs. Barrie)	

Most Points	5
Danil Gushchin (Oct. 21, 2021 vs. Barrie)	

Most Power-Play Goals	2
Danil Gushchin (Oct. 22, 2021 at Oshawa)	
Jake Uberti (Dec. 16, 2021 at North Bay)	
Danil Gushchin (Feb. 5, 2022 at Peterborough)	

Most Shorthanded Goals	1
7 times	

Fastest Opening Goal	0:32
Liam Van Loon (Jan. 8, 2022 vs. Sudbury)	

Fastest Period Goal	0:10
Danil Gushchin (Mar. 14, 2022 at Ottawa - 2nd Period)	

Fastest Two Goals by One Player	0:58
Danil Gushchin (Nov. 27, 2021 at Barrie)	

Fastest Three Goals by One Player	27:42
Danil Gushchin (Feb. 5, 2022 at Peterborough)	

Longest Point Scoring Streak (Games)	17
Danil Gushchin (Dec. 11, 2021 to Feb. 25, 2022 - 17G, 14A)	

Longest Goal Scoring Streak (Games)	6
Danil Gushchin (Dec. 11, 2021 to Jan. 21, 2022 - 7G, 4A)	

Niagara IceDogs

Head Coach

Jeff Angelidis

Born: January 12, 1977 -- Toronto, Ont.

Coaching Record

Year	Club	GP	W	L	OTL	SL	PTS	Finish
No OHL Coaching Record								

Coaching History

Peter Sturgeon and Jim Hulton 1998-99; Jim Hulton, Geoff Ward and Steve Cherry 1999-2000; Rick Vaive 2000-01; Don Cherry 2001-02; Steve Ludzik 2002-03; Greg Gilbert 2003-04 to 2005-06; Mike Kelly 2006-07; Mario Cicchillo 2007-08 to 2008-09; Mike McCourt 2009-10; Marty Williamson 2010-11 to 2015-16; Dave Bell 2016-17; Billy Burke 2017-18 to 2021-22; Daniel Fitzgerald and Jeff Angelidis 2022-23 to date.

2021-22 Team Record

	W	L	OTL	SL
Overall Record:	22	42	3	1
Home Record:	15	18	1	0
Road Record:	7	24	2	1
Overtime Record:	2	4		
vs. East Division Opponents	8	20	2	0
vs. Central Division Opponents	12	18	1	1
vs. Midwest Division Opponents	2	4	0	0
October Record	4	5	0	0
November Record	1	8	0	1
December Record	2	3	0	0
January Record	3	5	1	0
February Record	4	8	1	0
March Record	6	8	1	0
April Record	2	5	0	0
	W	L	OTL	SL
vs. Barrie	2	5	0	1
vs. Erie	2	4	0	0
vs. Hamilton	0	8	0	0
vs. Kingston	0	4	0	0
vs. Mississauga	2	6	0	0
vs. North Bay	3	5	0	0
vs. Oshawa	4	2	0	0
vs. Ottawa	3	2	1	0
vs. Peterborough	1	4	1	0
vs. Sudbury	5	2	1	0

Past 10 Years at the NHL Draft

RD.	OV.	PLAYER	NHL TEAM
2019			
1	24	Tomasino, Philip	Nashville
2018			
2	51	Thomas, Akil	Los Angeles
2017			
5	146	Maksimov, Kirill	Edmonton
7	189	Jones, Ben	Vegas
2016			
5	148	Paquette, Christopher	Tampa Bay
2015			
2	54	Knott, Graham	Chicago
2	56	Dunn, Vince	St. Louis
2014			
1	12	Perlino, Brendan	Arizona
3	77	Siebenaler, Blake	Columbus
4	115	Moran, Brent	Dallas
6	154	Haydon, Aaron	Dallas
2013			
3	82	Verhaeghe, Carter	Toronto
2012			
6	155	Graham, Jesse	NY Islanders

2022 OHL Priority Selection

RD	NO	NAME	2021-22 CLUB	POS	HT	WT	BIRTHDATE
1	4	Dickinson, Sam	Toronto Marlboros	LD	6.02	190	06/07/2006
2	25	He, Kevin	North York Rangers	LW	5.11	166	04/30/2006
4	71	Vermeulen, Andrew	Niagara North Stars	C	6.01.25	187	02/07/2006
6	121	Tian, Boyu	Markham Majors	LW	5.08	158	01/17/2006
7	127	Wu, Oscar	North York Rangers	LD	5.10	173	10/16/2006
8	147	Han, Qiushi	North York Rangers	RW	5.08.5	148	08/29/2006
9	167	Burns, Charlie	Soo Jr. Greyhounds U18	G	6.01	165	01/29/2006
10	187	Vis, Braedon	Sudbury Nickel Capital Wolves	LD	6.02	175	02/01/2006
11	207	Little, Matthew	Toronto Marlboros	RW	5.11	152	02/03/2006
12	227	Valencia, Luis	North York Rangers	RW	5.06.25	180	02/01/2006
14	267	Yu, Michael	North York Rangers	LW	5.10.75	183	06/23/2006

Under-18 Priority Selection

1	4	Johnstone, Ryan	Ajax-Pickering Raiders	C	5.11.5	195	08/26/2004
2	24	Dewachter, Dylan	Brantford 99ers	G	6.01	160	01/09/2004
3	43	Cerpnjak, Giankarlo	Markham Majors	LW	6.03	207	03/09/2005



Pano Fimis



Pasquale Zito




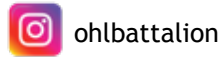
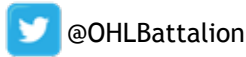
North Bay Battalion

North Bay Memorial Gardens • 100 Chippewa St. W, North Bay, Ontario, P1B 6G2

Phone: 705-495-8603

Email: info@battalionhockey.com

www.battalionhockey.com



Established 1998



C. Scott Abbott



Adam Dennis



Ryan Oulahan



Ethan Proczynyn

Team Directory

Owner & Governor	C. Scott Abbott
President	Mike Griffin
General Manager	Adam Dennis
Assistant General Manager	John Winstanley
Head Coach	Ryan Oulahan
Assistant Coach.....	Scott Wray
Assistant Coach.....	Bill Houlder
Athletic Therapist & Strength Coach	Andrew Sachkiw
Equipment Manager	Mackenzie Campbell
Strength & Conditioning Coach	Peter Renzetti
Strength Coach	Caleb Mady
Mental Performance Coach.....	Mark Bruner
Director of Scouting & Alt. Governor	Charles Abbott
Director of Player Personnel	Jeff Bateman
Scouts.....	Steve Blinn, Pat Domenico,
.....	Terry Uniac, Tristan Bolger,
.....	Rick Varone, Mario Liberati
Sr. Manager, Mktg & Business Dev.....	John McLellan
Sr. Manager, Accounting.....	Yolanda Haight
Manager, Administration & Retail Ops.....	Lita Tait-Deshotel
Manager, Communications & Comm. Relations...	Stuart Macleod
Manager, Customer Service & Ticketing.....	Haley Ortepi
Manager, Food & Bev. Services.....	Steve Bitonti
Sales Associate	Richard Dull
Coordinator, Branding & Digital Media....	Ryan Griffin
Billet Coordinator.....	Deidre Bannerman
Academic Advisor	Stephanie Silverthorn
Academic Advisor	Colleen Point
Team Physicians	Dr. Terry Rotondo, Dr. Mike Leckie
.....	Dr. Rick Delisle, Dr. James Vigars,
.....	Dr. Chris Cathers
Team Dentists.....	Dr. Mario Lemay, Dr. Peter Fuzy,
.....	Dr. Kristin Hodge, Dr. Melissa Dent
.....	Dr. Mike Guy, Dr. Fuad Karim,
.....	Dr. Vaia Galimanas, Dr. Gary Pearce
.....	Dr. Peter Delean

Team Information

Team Colours	Green, Black, White, Gold, Red & Flesh
Home Arena	North Bay Memorial Gardens
Capacity	4,043
Dimensions	200' x '85
Arena Phone	705-474-3770
Arena Manager	Melinda Fry
Press Box	Centre Ice, West Side
Affiliated Team	Powassan Voodoos
General Manager	Chris Dawson

North Bay Battalion

Complete franchise records on pg. 151

Past 10 Seasons

SEASON	GP	W	L	T	OTL	SOL	PTS	GF	GA	FINISH	PLAYOFFS
2021-22	68	43	18	-	3	4	93	267	198	1st (Central)	EC Final (HAM)
2019-20	62	17	41	-	4	0	38	189	314	5th (Central)	-
2018-19	68	30	33	-	3	2	65	230	281	4th (Central)	1st Rd. (NIAG)
2017-18	68	30	28	-	7	3	70	213	237	3rd (Central)	1st Rd. (KGN)
2016-17	68	24	38	-	5	1	54	192	260	4th (Central)	-
2015-16	68	35	23	-	6	4	80	240	227	2nd (Central)	2nd Rd. (BAR)
2014-15	68	37	20	-	6	5	85	237	195	2nd (Central)	EC Final (OSH)
2013-14	68	38	24	-	4	2	82	220	189	1st (Central)	OHL Final (GUE)
2012-13*	68	34	25	-	3	6	77	193	190	2nd (Central)	1st Rd. (SBY)
2011-12*	68	36	22	-	3	7	82	202	188	3rd (Central)	2nd Rd. (NIAG)
Franchise Totals	1,558	722	653	52	74	57	1,627	5,044	5,223	Pct. .522	

*- Brampton Battalion

Battalion Records

Season Team	Individual Game Records - 2021-22
Most Points (2008-09) 96	Most Goals 3
Most Goals (2005-06) 275	6 times
Most Goals Against (1998-99) 362	Most Assists 4
Fewest Goals Against (2009-10) 181	Owen Van Steensel (Feb. 20, 2022 at Ottawa)
Individual	Most Points 4
Most Points: Wojtek Wolski (2005-06) 128	11 times
Most Goals: Justin Brazeau (2018-19) 61	Most Power-Play Goals 2
Most Assists: Wojtek Wolski (2005-06) 81	Matvey Petrov (Oct. 30, 2021 at Barrie)
Most Points (Def.): Michael Vernace (2005-06) 72	Kyle Jackson (Nov. 5, 2021 at Kingston)
Most Goals (Def.): Bobby Sanguinetti (2007-08) 29	Ty Nelson (Nov. 14, 2021 vs. Sudbury)
Most Assists (Def.): Michael Vernace (2005-06) 62	Most Shorthanded Goals 1
Most Points (Rookie): Evgeny Grachev (2008-09) 80	7 times
Most Goals (Rookie): Evgeny Grachev (2008-09) 40	Fastest Opening Goal 1:05
Most Assists (Rookie): Jason Spezza (1998-99) 49	Dalyn Wakely (Apr. 3, 2022 vs. Barrie)
Most Wins: Jake Smith (2015-16) 30	Fastest Period Goal 0:21
Best GAA: Matej Machovsky (2011-12) 2.36	Mitchell Russell (Mar. 27, 2022 at Mississauga - 2nd Period)
Best SV%: Daren Machesney (2004-05) .917	Fastest Two Goals by One Player 1:32
Most Shutouts: Patrick Killeen (2009-10) 5	Ty Nelson (Nov. 14, 2021 vs. Sudbury)
Most Minutes Played: Matej Machovsky (2011-12) 5	Fastest Three Goals by One Player 18:46
Patrick Killeen (2009-10) 3693	Matvey Petrov (Oct. 30, 2021 at Barrie)
CAREER	Longest Point Scoring Streak (Games) 14
Individual	Brandon Coe (Nov. 4, 2021 to Dec. 9, 2021 - 9G, 23A)
Most Points: Wojtek Wolski (2002-06) 328	Longest Goal Scoring Streak (Games) 7
Most Goals: Wojtek Wolski (2002-06) 130	Brandon Coe (Dec. 16, 2021 to Jan. 20, 2022 - 9G, 3A)
Most Assists: Wojtek Wolski (2002-06) 198	
Most Games Played: Marcus Mclvor (2010-15) 324	
Most Points (Def.): Brenden Miller (2010-15) 129	
Most Goals (Def.): Brenden Miller (2010-15) 37	
Most Assists (Def.): Michael Vernace (2003-06) 101	
Most Games Played (Def.): Marcus Mclvor (2010-15) 324	
Most Wins: Jake Smith (2012-16) 98	
Best GAA: Matej Machovsky (2010-13) 2.48	
Best SV%: Daren Machesney (2003-06) .912	
Most Shutouts: Matej Machovsky (2010-13) 9	
Jake Smith (2012-16) 9	
Most Games Played: Jake Smith (2012-16) 150	
Most Coaching Wins: Stan Butler (1998-2020) 667	

North Bay Battalion

Head Coach

Ryan Oulahen

Born: March 26, 1985 -- Newmarket, Ont.

Coaching Record

Year	Club	GP	W	L	OTL	SL	PTS	Finish
2021-22	North Bay Battalion	68	43	18	3	4	93	1st (Central)
2019-20	North Bay Battalion	34	12	18	4	0	28	5th (Central)
2018-19	Flint Firebirds	7	0	7	0	0	0	-
2017-18	Flint Firebirds	68	20	43	3	2	45	5th (West)
2016-17	Flint Firebirds	68	32	28	3	5	72	3rd (West)
	OHL Totals	245	107	114	13	11	145	Pct. .486

Coaching History

Stan Butler 1998-99 to 2018-19; Stan Butler and Ryan Oulahen 2019-20; Ryan Oulahen 2019-20 to date.

2021-22 Team Record

	W	L	OTL	SL
Overall Record:	43	18	3	4
Home Record:	25	8	1	0
Road Record:	18	10	2	4
Overtime Record:	4	7		
vs. East Division Opponents	14	6	1	1
vs. Central Division Opponents	25	10	2	3
vs. West Division Opponents	4	2	0	0
October Record	6	5	0	0
November Record	7	2	1	1
December Record	3	4	1	1
January Record	4	4	1	1
February Record	9	2	0	0
March Record	9	1	0	0
April Record	5	0	0	1

	W	L	OTL	SL
vs. Barrie	5	3	1	1
vs. Hamilton	2	2	0	0
vs. Kingston	4	0	0	0
vs. Mississauga	6	4	0	0
vs. Niagara	5	1	1	1
vs. Oshawa	2	1	0	1
vs. Ottawa	3	2	1	0
vs. Peterborough	3	1	0	0
vs. Soo	4	2	0	0
vs. Sudbury	9	2	0	1

Past 10 Years at the NHL Draft

RD.	OV.	PLAYER	NHL TEAM
2022			
3	68	Nelson, Ty	Seattle
5	137	Mathurin, Tnias	Detroit
7	196	Jackson, Kyle	Seattle
7	207	DiVincentiis, Domenic	Winnipeg
7	214	Arnsby, Liam	Florida
2021			
7	214	Vrbetic, Joe	Montreal
2020			
4	98	Coe, Brandon	San Jose
2019			
5	141	Primeau, Mason	Vegas
2016			
3	68	Dineen, Cam	Arizona
6	180	Shoemaker, Mark	San Jose
7	194	McKenzie, Brett	Vancouver
2015			
7	196	Bruce, Riley	Calgary
2014			
3	84	Wood, Kyle	Colorado
3	90	Amadio, Mike	Los Angeles
2013*			
4	101	Paul, Nick	Dallas
2012*			
2	40	Blujus, Dylan	Tampa Bay

*- Brampton Battalion

North Bay Battalion

2022 OHL Priority Selection

RD	NO	NAME	2021-22 CLUB	POS	HT	WT	BIRTHDATE
1	20	Procyszyn, Ethan	North Central Predators	RW	6.01	180	07/11/2006
3	44	Therrien, Jacob	Clarington Toros	RW	5.05	152	02/08/2006
3	61	Turley, Brayden	Mississauga Senators	LD	6.00.5	185	08/08/2006
4	66	Rismond, Tyson	Sudbury Nickel Capital Wolves	LD	6.00	180	03/30/2006
4	83	Mclvor, Michael	Quinte Red Devils	G	5.11.5	148	03/22/2006
5	101	Richter, Dylan	Elgin-Middlesex Chiefs	C	5.07.75	182	07/11/2006
7	141	Russell, Aidan	Toronto Jr. Canadiens	RW	6.01.25	180	05/12/2006
8	145	Laird, Nolan	Clarington Toros	C	6.00	152	01/04/2006
8	146	Kinghan, Owen	Nepean Raiders U18	LD	6.03	175	04/04/2006
9	181	Amidovski, Lirim	Barrie Jr. Colts	RW	5.11.5	149	12/22/2006
10	184	Young, Nikolas	Buffalo Jr. Sabres 15's	LD	5.11	151	03/21/2006
10	201	Ewart, Beckett	Quinte Red Devils	RW	6.00.5	149	06/07/2006
12	241	Giles, Nash	Toronto Nationals	C	6.01	160	03/25/2006
13	261	Lefebvre, Jesse	North Bay Trappers	RW	5.07	135	01/05/2006
14	281	Careri, Jonathan	Markham Majors	LW	5.10.75	153	03/18/2006
15	301	Lisson, Jack	Oakville Rangers	G	5.11.5	156	03/31/2006

Under-18 Priority Selection

1	18	Lanni, Andrew	Vaughan Kings	LD	5.10.25	182	02/25/2005
2	38	Martell, Hunter	Barrie Jr. Colts	RD	5.11.5	188	02/27/2005



Liam Arnsby



Ty Nelson



Oshawa Generals

Tribute Communities Centre • 99 Athol Street East, Oshawa, Ontario, L1H 1J8

Phone: 905-433-0900

Email: admin@oshawagenerals.com

www.oshawagenerals.com



@Oshawa_Generals



oshawageneralsohl



OshawaGeneralsOHL

Established 1937 /

J. Ross Robertson Cup Champions 1938, '39, '40, '41, '42, '43, '44, '66, '83, '87, '90, '97, 2015

Memorial Cup Champions 1939, '40, '44, '90, 2015



Rocco Tullio



Roger Hunt



Derek Laxdal



Beckett Sennecke



Ben Danford

Team Directory

Owner & Governor	Rocco Tullio
Alternate Governor	John McMahon
Vice President & General Manager	Roger Hunt
Director of Hockey Operations.....	Mike Kelly
Head Coach & Assistant GM	Derek Laxdal
Assistant Coach.....	Mike Hedden
Goaltending Coach.....	Paul Gibson
Video Coach.....	Austin Washkurak
Head Athletic & Equipment Manager	Bryan Boyes
Head Athletic Therapist.....	Shawn Winters
Assistant Equipment Manager	Kevin Hayes
Assistant Equipment Manager	Thom Rennie
Assistant Equipment Manager	Mike Hughes
Assistant Trainer	Andrew Latin
Power Skating Coach	Ashlea Jones
Skating Coach.....	Tracy Tutton
Skills Coach	Anthony Cornacchia
Director of Scouting & Player Personnel	Dan Currie
Director of Player Development	Kevin Bloch
Scouts.....	Joe Beleskey, Mike Craig, Anthony Herrington, Tony Ciampa
.....	Joe Washkurak, Danny O'Brien, Maddux Rychel, Sean Patrick Ryan
.....	Andy Lee
Chief Financial Officer	Jason Hickman
Director, Ticket Sales & Service	Matt Beachin
Director, Marketing & Corp. Partnerships	Brandon Wright
Mgr. of Social Media, Game Day, Media Relations...	Christian Gontier
Mgr. of Community Relations & Merchandising.....	Brian Park
Manager, Sponsorship Sales.....	Andrew Richard
Account Representative.....	Alexandria Cotterill
Multimedia Design Coordinator	Gary Minacs
Team Travel Coordinator.....	Tom Buchanan
Academic Advisor	Jack Hannah
Team Chaplain.....	Keith Lindley, Ed Downey
Police Liaison Officers.....	Dr. Presvelos, Dr. Coulby
Team Physicians	Dr. Martin
Team Orthopedic Surgeon	Dr. Zakarow
Team Dentist.....	Dr. Armstrong
Team Chiropractor	

Team Information

Team Colours	Red, White, Blue
Home Arena	Tribute Communities Centre
Capacity	5,180 (5,637 w/ standing)
Dimensions	200' x '85
Box Office Phone	905-438-8881
Arena Manager	Vince Vella
Media Room	Lower Level
Affiliated Team	Mississauga Chargers
General Manager	Tony Clarke

Retired Jersey Numbers

2	Bobby Orr (1963-66)
9	Red Tilson (1941-43)
22.....	Tony Tanti (1980-83)
27.....	Marc Savard (1993-97)
88.....	Eric Lindros (1989-92)
91.....	John Tavares (2005-09)

Past 10 Seasons

SEASON	GP	W	L	T	OTL	SOL	PTS	GF	GA	FINISH	PLAYOFFS
2021-22	68	30	31	-	2	5	67	215	240	3rd (East)	1st Rd. (KGN)
2019-20	62	31	20	-	6	5	73	229	227	3rd (East)	N/A
2018-19	68	44	20	-	4	0	92	288	216	2nd (East)	EC Final (OTT)
2017-18	68	36	29	-	3	0	75	250	243	3rd (East)	1st Rd. (NIAG)
2016-17	68	40	23	-	3	2	85	228	215	2nd (East)	2nd Rd. (MISS)
2015-16	68	27	33	-	4	4	62	197	235	4th (East)	1st Rd. (KGN)
2014-15	68	51	11	-	2	4	108	292	157	1st (East)	OHL Champs (ER)
2013-14	68	42	20	-	0	6	90	232	187	1st (East)	EC Final (NB)
2012-13	68	42	22	-	1	3	88	235	192	2nd (East)	2nd Rd. (BAR)
2011-12	68	31	30	-	4	3	69	242	241	4th (East)	1st Rd. (NIAG)
Franchise Totals	4,343	2,101	1,846	270	68	58	4,613	17,826	17,285	Pct. .529	

Generals Records

Season	Team	Record	Individual Game Records - 2021-22	Record
			Most Goals	4
Most Points	(2014-15)	108	Oskar Olausson (Feb. 18, 2022 vs. Niagara)	
Most Goals	(1990-91)	382		
Most Goals Against	(1976-77)	444	Most Assists	4
Fewest Goals Against	(2014-15)	157	Lleyton Moore (Oct. 17, 2021 vs. Peterborough)	
			Most Points	4
Most Points:	Tony Tanti (1980-81)	150	9 times	
	Scott McCrory (1986-87)	150		
Most Goals:	Tony Tanti (1980-81)	81	Most Power-Play Goals	1
Most Assists:	Scott McCrory (1986-87)	99	58 times	
Most Points (Def.):	Bobby Orr (1965-66)	94	Most Shorthanded Goals	1
Most Goals (Def.):	Bobby Orr (1965-66)	38	9 times	
Most Assists (Def.):	John Hutchings (1983-84)	60		
Most Points (Rookie):	Tony Tanti (1980-81)	150	Fastest Opening Goal	1:46
Most Goals (Rookie):	Tony Tanti (1980-81)	81	Ty Tullio (Jan. 18, 2022 vs. Kingston)	
Most Assists (Rookie):	Tony Tanti (1980-81)	69	Fastest Period Goal	0:30
			Brett Harrison (Feb. 21, 2022 vs. Niagara)	
Most Wins:	Ken Appleby (2014-15)	38	Fastest Two Goals by One Player	2:23
Best GAA:	Ken Appleby (2014-15)	2.08	Oskar Olausson (Feb. 18, 2022 vs. Niagara)	
Best SV%:	Ken Appleby (2014-15)	.924	Fastest Three Goals by One Player	10:37
Most Shutouts:	Ken Appleby (2014-15)	6	Oskar Olausson (Feb. 18, 2022 vs. Niagara)	
	Jeremy Brodeur (2015-16)	6		
Most Minutes Played:	Peter Sidorkiewicz (1982-83)	3536	Longest Point Scoring Streak (Games)	12
			Ty Tullio (Oct. 8, 2021 to Nov. 7, 2021 - 3G, 16A)	
CAREER			Longest Goal Scoring Streak (Games)	7
Individual			Ty Tullio (Feb. 13, 2022 to Feb. 25, 2022 - 8G, 6A)	
Most Points:	Marc Savard (1993-97)	413		
Most Goals:	John Tavares (2005-09)	183		
Most Assists:	Marc Savard (1993-97)	281		
Most Games Played:	Colin Suellentrop (2009-14)	313		
Most Points (Def.):	Bobby Orr (1962-66)	278		
Most Goals (Def.):	Bobby Orr (1962-66)	107		
Most Assists (Def.):	Bobby Orr (1962-66)	171		
Most Games Played (Def.):	Colin Suellentrop (2009-14)	313		
Most Wins:	Peter Sidorkiewicz (1980-84)	81		
Best GAA:	Ken Appleby (2012-15)	2.25		
Best SV%:	Ken Appleby (2012-15)	.918		
Most Shutouts:	Jeremy Brodeur (2014-17)	11		
Most Games Played:	Peter Sidorkiewicz (1980-84)	148		
Most Coaching Wins:	Paul Theriault (1979-89)	350		

Oshawa Generals

Head Coach

Derek Laxdal

Born: February 21, 1966 -- Stonewall, Man.

Coaching Record

Year	Club	GP	W	L	OTL	SL	PTS	Finish
2013-14	Edmonton Oil Kings (WHL)	72	50	19	2	1	103	1st (Central)
2012-13	Edmonton Oil Kings (WHL)	72	51	15	2	4	108	1st (Central)
2011-12	Edmonton Oil Kings (WHL)	72	50	15	3	4	107	1st (Central)
2010-11	Edmonton Oil Kings (WHL)	72	31	34	2	5	69	4th (Central)
CHL Totals		288	182	83	9	14	387	Pct. .672

Coaching History

Doug Williams 1962-63; Jim Cherry 1963-64 to 1964-65; Bep Guidolin 1965-66; Ted O'Connor 1966-67; Ike Hildebrand 1967-68 to 1968-69; Doug Williams 1969-70; Eddy Reigle 1970-71; Gus Bodnar 1971-72 to 1975-76; Sherwood Bassin 1976-77; Bill White 1977-78 to 1978-79; Paul Theriault 1979-80; Bill LaForge 1980-81; Paul Theriault 1981-82 to 1988-89; Rick Cornacchia 1989-90 to 1993-94; Stan Butler 1994-95 to 1995-96; Bill Stewart 1996-97; John Goodwin 1997-98 to 1999-2000; George Burnett 2000-01 to 2003-04; Bob McGill, Brad Selwood and Randy Ladouceur, 2004-05; Randy Ladouceur 2005-06; Brad Selwood 2006-07 to 2007-08; Chris DePiero 2007-08 to 2011-12; Gary Agnew, 2011-12; D.J. Smith 2012-13 to 2014-15; Bob Jones 2015-16 to 2017-18; Greg Walters 2018-19 to 2019-20; Todd Miller and Kurtis Foster/Mike Hedden 2021-22; Derek Laxdal 2022-23 to date.

2021-22 Team Record

	W	L	OTL	SL
Overall Record:	30	31	2	5
Home Record:	17	12	2	3
Road Record:	13	19	0	2
Overtime Record:	5	4		
vs. East Division Opponents	17	22	0	3
vs. Central Division Opponents	13	9	2	2
October Record	5	3	0	2
November Record	4	4	1	0
December Record	4	3	0	0
January Record	5	6	0	0
February Record	6	4	0	2
March Record	3	9	0	1
April Record	3	2	1	0
	W	L	OTL	SL
vs. Barrie	4	1	1	0
vs. Hamilton	0	7	0	1
vs. Kingston	5	7	0	0
vs. Mississauga	2	3	1	0
vs. Niagara	2	2	0	2
vs. North Bay	2	2	0	0
vs. Ottawa	5	3	0	2
vs. Peterborough	7	5	0	0
vs. Sudbury	3	1	0	0

Past 10 Years at the NHL Draft

RD.	OV.	PLAYER	NHL TEAM
2021			
3	85	Harrison, Brett	Boston
2020			
5	126	Tullio, Ty	Edmonton
2018			
2	34	Noel, Serron	Florida
4	97	McShane, Allan	Montreal
4	101	Gross, Nico	NY Rangers
2017			
2	53	Studnicka, Jack	Boston
7	188	Brassard, Matt	Vancouver
2016			
4	114	Stillman, Riley	Florida
2015			
3	72	Cirelli, Anthony	Tampa Bay
3	82	Vande Sompel, Mitchell	NY Islanders
6	155	Desrocher, Stephen	Toronto
2014			
1	5	Dal Colle, Michael	NY Islanders
2	54	Smith, Hunter	Calgary
2013			
3	85	Cassels, Cole	Vancouver
6	152	Brown, Josh	Florida
2012			
1	20	Laughton, Scott	Philadelphia
3	69	Altshuller, Daniel	Carolina

2022 OHL Priority Selection

RD	NO	NAME	2021-22 CLUB	POS	HT	WT	BIRTHDATE
1	8	Sennecke, Beckett	Toronto Marlboros	LW	5.10	150	01/28/2006
1	14	Danford, Ben	Quinte Red Devils	LD	6.00	176	02/06/2006
2	36	Bedkowski, David	Richmond Hill Coyotes	RD	6.03	187	12/07/2006
3	47	Graham, Tyler	Cambridge Hawks	RW	5.11	193	08/10/2006
4	67	Toms, Ethan	Quinte Red Devils	C	5.10.25	165	01/19/2006
5	87	Rodriguez, Lucas	Mississauga Senators	RD	6.01.5	174	04/26/2006
6	111	Heins, Caeden	Florida Alliance 15's South	LW	5.10	150	02/06/2006
7	131	Souligny, Aidan	Navan Grads U18	LD	6.01	175	01/02/2006
8	151	McGahey-Smith, Gavin	London Jr. Knights	LW	5.11.25	176	04/21/2006
9	171	Franssen, Harrison	London Jr. Knights	C	6.01	172	05/04/2006
10	191	Genovese, Jack	Long Island Gulls 16U	C	5.11	164	02/09/2006
11	211	McDonell, Fraser	Cornwall Colts U18	LD	6.05	200	03/02/2006
12	231	Bender, Noah	Waterloo Wolves	G	6.03	194	06/30/2006
13	251	Hodkinson, Ryan	Huron-Perth Lakers	C	6.03	167	03/19/2006
14	271	Visnappu, Alex	Bishop Kearney Selects 15's	RD	6.00	160	01/11/2006

Under-18 Priority Selection

1	8	Reid, Liam	Kitchener Jr. Rangers	G	6.01	175	09/24/2005
2	28	Sabourin, Hayden	Guelph Gryphons	G	5.11	165	05/27/2005
3	46	Downey, Edward	Ajax-Pickering Raiders	LW	5.11	151	01/05/2005

CHL Import Draft

1	23	Gruber, Kimo	Kloten Jr.	C	6.00	172	04/11/2005
---	----	--------------	------------	---	------	-----	------------



Calum Ritchie



Lleyton Moore




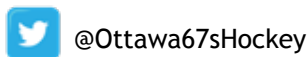
Ottawa 67's

The Arena at TD Place • 1015 Bank Street, Ottawa, Ontario, K1S 3W7

Phone: 613-232-6767

Email: info@ottawa67s.com

www.ottawa67s.com



*Established 1967 / J. Ross Robertson Cup Champions 1977, 1984, 2001
Memorial Cup Champions 1984, 1999*



Bill Shenkman



James Boyd



Dave Cameron



Henry Mews



Frankie Marrelli

Team Directory

Owner	Roger Greenberg
Partner & OHL Governor	Bill Shenkman
General Manager	James Boyd
Assistant GM & Director of Scouting	Jan Egert
Head Coach	Dave Cameron
Assistant Coach.....	Norm Milley
Assistant Coach.....	Martin Dagenais
Goaltending Coach.....	Andrew Mercer
Video Coach.....	John Stanier
Strength & Conditioning Coach	Sean Young
Head Athletic Therapist	Marie-Pierre Neron
Head Equipment Manager	Chris Hamilton
Locker Room Assistant.....	Cooper Gage
Dir. of Leadership Dev. & Mental Performance...	Marc Geuvremont
Head of Player Development.....	Evan Brownrigg
Player Development Coach.....	Andrew Dilworth
Manager of Player Development.....	Joel Washkurak
Manager of Hockey Analytics.....	Noah Chaikof
Advisor, Hockey Operations	Brian Kilrea, Bert O'Brien,
Scouts.....	Joe Cartigiano, Brian Connor,
.....	Marty Hogan, Jay Lacroix,
.....	Brent Soucie, Tristan Whitley,
.....	Jamie Henderson
VP, Corporate Partnerships & Consumer Products..	Matt Bennett
Manager, Communications.....	Chris Hofley
Communications Specialist	Brandon Maki
Sr. Manager, Brand & Content.....	Kenzie Scott
Lead, Digital Media & Content.....	Hailey Davis
Digital Media & Content Coordinator	Rossy Pasternak
Housing & Education Coordinator	Eileen Duffin
Team Physician	Dr. Taryn Taylor
Team Dentist.....	Dr. Kevin Rattray
Massage Therapist	Adam Bourne

Team Information

Team Colours	Red, White & Black
Home Arena.....	The Arena at TD Place
Capacity	6,095 (expandable to 9,862)
Dimensions	200' x '85
Arena Phone	613-232-6767 x 8240
Arena Manager	Chris Wynn

Retired Jersey Numbers

7	Denis Potvin (1967-73)
7	Doug Wilson (1974-77)
14.....	Peter Lee (1971-76)
15.....	Bobby Smith (1975-78)
44.....	Brian Campbell (1995-99)

Past 10 Seasons

SEASON	GP	W	L	T	OTL	SOL	PTS	GF	GA	FINISH	PLAYOFFS
2021-22	68	28	31	-	2	7	65	199	250	4th (East)	1st Rd. (NB)
2019-20	62	50	11	-	0	1	101	296	164	1st (East)	N/A
2018-19	68	50	12	-	4	2	106	296	183	1st (East)	OHL Final (GUE)
2017-18	68	30	29	-	6	3	69	225	260	4th (East)	1st Rd. (HAM)
2016-17	68	26	34	-	7	1	60	221	271	5th (East)	1st Rd. (MISS)
2015-16	68	36	29	-	2	1	75	234	219	2nd (East)	1st Rd. (NIAG)
2014-15	68	38	25	-	4	1	81	239	220	2nd (East)	1st Rd. (NIAG)
2013-14	68	23	39	-	3	3	52	222	308	5th (East)	-
2012-13	68	16	46	-	0	6	38	208	323	5th (East)	-
2011-12	68	40	20	-	5	3	88	268	216	1st (East)	EC Final (NIAG)
Franchise Totals	3,584	1,859	1,402	210	68	45	4,041	15,148	13,637	Pct. .564	

67's Records

Season

Team

Most Points	(2018-19)	106
Most Goals	(1977-78)	405
Most Goals Against	(1974-75)	382
Fewest Goals Against	(1998-99, 2019-20*)	164

* - 62-game schedule

Individual

Most Points:	Bobby Smith (1977-78)	192
Most Goals:	Peter Lee (1975-76)	81
Most Assists:	Bobby Smith (1977-78)	123

Most Points (Def.):	Denis Potvin (1972-73)	123
Most Goals (Def.):	Denis Potvin (1972-73)	35
Most Assists (Def.):	Denis Potvin (1972-73)	88

Most Points (Rookie):	Jim Fox (1977-78)	127
Most Goals (Rookie):	Tim Young (1973-74)	45
Most Assists (Rookie):	Bruce Cassidy (1982-83)	86

Most Wins:	Jim Ralph (1980-81)	38
Best GAA:	Levente Szuper (1998-99)	2.33
Best SV%:	Levente Szuper (1999-00)	.924
Most Shutouts:	Michel Larocque (1970-71)	5
	Craig Hillier (1997-98)	5
	Seamus Kotyk (1998-99)	5

Most Minutes Played:	Philippe Trudeau (2013-14)	3516
----------------------	----------------------------	------

CAREER

Individual

Most Points:	Peter Lee (1971-76)	444
Most Goals:	Peter Lee (1971-76)	213
Most Assists:	Brett Seguin (1988-92)	303
Most Games Played:	Cody Lindsay (2006-11)	331
	Thomas Nesbitt (2006-11)	331

Most Points (Def.):	Denis Potvin (1967-73)	330
Most Goals (Def.):	Denis Potvin (1967-73)	95
Most Assists (Def.):	Denis Potvin (1967-73)	235
Most Games Played (Def.):	Noel Hoefenmayer (2015-20)	298

Most Wins:	Jim Ralph (1978-82)	107
Best GAA:	Levente Szuper (1998-00)	2.47
Best SV%:	Levente Szuper (1998-00)	.922
Most Shutouts:	Michel Larocque (1968-72)	12
Most Games Played:	Jim Ralph (1978-82)	176

Most Coaching Wins:	Brian Kilrea (1974-85, 86-09)	1,194
---------------------	-------------------------------	-------

Individual Game Records - 2021-22

Most Goals	3
Thomas Johnston (Dec. 8, 2021 vs. Peterborough)	

Most Assists	3
8 times	

Most Points	5
Jack Matier (Oct. 11, 2021 vs. Oshawa)	

Most Power-Play Goals	2
Will Gerrior (Apr. 2, 2022 at Peterborough)	

Most Shorthanded Goals	1
11 times	

Fastest Opening Goal	0:29
Alec Belanger (Dec. 17, 2021 vs. Oshawa)	

Fastest Period Goal	0:29
Alec Belanger (Dec. 17, 2021 vs. Oshawa - 1st Period)	

Fastest Two Goals by One Player	1:46
Thomas Johnston (Dec. 8, 2021 vs. Peterborough)	

Fastest Three Goals by One Player	47:30
Thomas Johnston (Dec. 8, 2021 vs. Peterborough)	

Longest Point Scoring Streak (Games)	7
Vsevolod Gaidamak (Oct. 17, 2021 to Nov. 5, 2021 - 4G, 5A)	

Longest Goal Scoring Streak (Games)	5
Jack Beck (Oct. 17, 2021 to Oct. 29, 2021 - 6G, 2A)	

Ottawa 67's

Head Coach

Dave Cameron

Born: July 29, 1958 -- Charlottetown, PEI

Coaching Record

Year	Club	GP	W	L	T	OTL	SL	PTS	Finish
2021-22	Ottawa 67's	68	28	31	0	2	7	65	4th (East)
2010-11	Mississauga St. Michael's Majors	68	53	13	0	0	2	108	1st (Central)
2009-10	Mississauga St. Michael's Majors	68	42	20	0	4	2	90	2nd (Central)
2008-09	Mississauga St. Michael's Majors	68	39	26	0	1	2	81	2nd (Central)
2007-08	Mississauga St. Michael's Majors	68	31	32	0	2	3	67	3rd (Central)
2003-04	Toronto St. Michael's Majors	68	38	21	7	2	0	85	1st (Central)
2002-03	Toronto St. Michael's Majors	68	32	24	7	5	0	76	2nd (Central)
2001-02	Toronto St. Michael's Majors	68	40	19	8	1	0	89	1st (Central)
2000-01	Toronto St. Michael's Majors	68	35	23	8	2	0	80	2nd (Central)
1998-99	Sault Ste. Marie Greyhounds	68	31	29	8	0	0	72	4th (West)
1997-98	Sault Ste. Marie Greyhounds	66	20	39	7	0	0	47	5th (West)
	OHL Totals	746	389	277	45	19	16	860	Pct. .575

Coaching History

Bill Long, 1967-68 to 1971-72; Leo Boivin, 1972-73 and 1973-74; Brian Kilrea, 1974-75 to 1983-84; Cliff Stewart and Bob Ellett, 1984-85; Bob Ellett, 1985-86; Brian Kilrea, 1986-87 to 1993-94; Peter Lee, 1994-95; Brian Kilrea, 1995-96 2008-09; Chris Byrne, 2009-10 to 2013-14; Jeff Brown, 2014-15 to 2016-17, André Tourigny, 2017-18 to 2019-20; Dave Cameron, 2021-22 to present.

2021-22 Team Record

	W	L	OTL	SL
Overall Record:	28	31	2	7
Home Record:	15	15	0	4
Road Record:	13	16	2	3
Overtime Record:	3	5		
vs. East Division Opponents	16	18	2	6
vs. Central Division Opponents	12	13	0	1
October Record	6	4	0	0
November Record	5	5	1	1
December Record	2	8	0	0
January Record	4	2	0	1
February Record	5	5	1	1
March Record	3	5	0	3
April Record	3	2	0	1

	W	L	OTL	SL
vs. Barrie	1	3	0	0
vs. Hamilton	1	4	1	2
vs. Kingston	4	6	0	2
vs. Mississauga	2	4	0	0
vs. Niagara	3	3	0	0
vs. North Bay	3	2	0	1
vs. Oshawa	5	3	1	1
vs. Peterborough	6	5	0	1
vs. Sudbury	3	1	0	0

Past 10 Years at the NHL Draft

RD.	OV.	PLAYER	NHL TEAM
2022			
3	75	Rohrer, Vinzenz	Montreal
2021			
4	124	Matier, Jack	Nashville
6	168	Beck, Jack	Calgary
2020			
1	8	Quinn, Jack	Buffalo
1	9	Rossi, Marco	Minnesota
6	163	Cranley, Will	St. Louis
2019			
2	61	Okhotyk, Nikita	New Jersey
3	80	Clarke, Graeme	New Jersey
2018			
2	47	Clark, Kody	Washington
2	55	Bahl, Kevin	Arizona
6	172	Hoelscher, Mitchell	New Jersey
2017			
4	108	Hoefenmayer, Noel	Arizona
2016			
7	186	Falkovsky, Stepan	Calgary
7	191	Barron, Travis	Colorado
2015			
1	24	Konecny, Travis	Philadelphia
7	207	Addison, Jeremiah	Montreal
2014			
2	60	Lintuniemi, Alex	Los Angeles
7	210	Middleton, Jacob	Los Angeles
2013			
1	6	Monahan, Sean	Calgary
2012			
1	15	Ceci, Cody	Ottawa

2022 OHL Priority Selection

RD	NO	NAME	2021-22 CLUB	POS	HT	WT	BIRTHDATE
1	7	Mews, Henry	Toronto Jr. Canadiens	RD	5.11.75	175	03/09/2006
1	21	Marrelli, Frank	Markham Waxers	LD	5.10	186	02/16/2006
2	39	Kelly, Caden	Mississauga Senators	RW	5.10.5	169	01/15/2006
4	70	Parsons, John	Mt. St. Charles Academy 15's	G	6.02	170	01/15/2006
5	90	Ryan, Caton	Carleton Place Canadiens U18	C	5.11	165	06/25/2006
6	110	Duncan, Hayden	Lambton Jr. Sting	G	5.11	159	04/26/2006
7	130	Dagenais, Ryder	Pittsburgh Penguins Elite 15's	C	5.09	174	07/14/2006
8	150	Palmer, Talan	London Jr. Knights	C	5.07	144	10/12/2006
9	170	McNelis, John	Detroit Little Caesars 15's	LW	5.07.75	140	01/09/2006
10	190	Brady, Joshua	Clarington Toros	RD	5.10.5	157	01/11/2006
11	210	Levy, Ty	RSG Selects 15s	G	6.02	160	02/03/2006
12	230	Souliere, Matthew	London Jr. Knights	LW	6.00	177	08/01/2006
13	250	MacDonald, Ethan	Ajax-Pickering Raiders	LW	5.11.5	186	02/21/2006
14	270	Hilton, Charlie	Clarington Toros	LW	6.03	166	09/15/2006
15	290	Cassels, Birk	Ohio AAA Blue Jackets 15's	G	6.02	150	11/13/2006

Under-18 Priority Selection

1	7	Benoit, Luka	Nepean Raiders	RW	5.11	160	05/08/2005
2	27	Lumsden, Jesse	Smiths Falls Bears	C	5.08.5	150	03/15/2005

CHL Import Draft

1	20	Kasper, Marco	Rogle BK Jr.	C	6.00.75	187	04/08/2004
---	----	---------------	--------------	---	---------	-----	------------



Jack Beck



Jack Matier



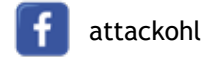
Owen Sound Attack

Harry Lumley Bayshore Community Centre • P.O. Box 1420, Owen Sound, Ontario, N4K 6T5

Phone: 519-371-7452

Email: admin@attackhockey.com

www.attackhockey.com



Established 1989 / J. Ross Robertson Cup Champions 2011



Dr. Bob Severs



Dale DeGray



Greg Walters



Ben Cormier

Team Directory

President	Dr. Bob Severs
Governor	Peter MacDermid
Alternate Governor	Paul MacDermid
Secretary/Treasurer	Fay Harshman
Business Manager	Ray McKelvie
General Manager	Dale DeGray
Head Coach	Greg Walters
Associate Coach	Jordan Hill
Assistant Coach/Assistant GM.....	Sean Teakle
Goaltending Coach.....	Greg Redquest
Head Athletic Therapist & Equipment Mgr.	Andy Brown
Assistant Equipment Manager	Jacob Komel
Strength & Conditioning Coach	Andy Playter
Power Skating Coach	Denise Reid
Statistician & Administrative Assistant ...	Ryan Manley
Director of Player Development & Personnel....	Sean LaFortune
Director of Scouting	Brian Teakle
Scouts	Chris Cameron, Rod Freiburger, David Ross, Mitchell Avis, Corey Hamilton, David Ciss
Manager, Marketing & Communications.....	Greg Hoddinott
Coord., Communications & Social Media.....	Brock Tanner
Office Administrator	Lee Anne O'Leary
Coordinator, Group Sales	Matt Christie
Coordinator, Community Relations	Evan Longland
Administrator	Larissa Blue
Academic Advisor	Sarah Rowe
Team Physician	Dr. Cam Tweedie
Team Dentist.....	Dr. Sean Stewart

Team Information

Team Colours	Red, Black, Gold & White
Home Arena	J.D. McArthur Arena
Capacity	3,000 (3,500 w/ standing)
Dimensions	200' x '85
Press Box	West side, above sec. H
Box Office Phone	519-371-7452
Arena Phone	519-376-3594
Arena Manager	Ryan Gowan

Retired Jersey Numbers

14.....Dan Snyder (1995-99)

Honoured Alumni

6

9

16.....Andrew Brunette (1990-93)

Owen Sound Attack

Complete franchise records on pg. 154

Past 10 Seasons

SEASON	GP	W	L	T	OTL	SOL	PTS	GF	GA	FINISH	PLAYOFFS
2021-22	68	34	26	-	5	3	76	235	245	3rd (Midwest)	1st Rd. (FLNT)
2019-20	62	30	24	-	4	4	68	235	207	4th (Midwest)	N/A
2018-19	68	31	31	-	4	2	68	224	274	4th (Midwest)	1st Rd. (SOO)
2017-18	68	38	22	-	3	5	84	289	247	2nd (Midwest)	2nd Rd. (SOO)
2016-17	68	49	15	-	2	2	102	297	177	2nd (Midwest)	WC Final (ER)
2015-16	68	32	25	-	8	3	75	209	222	4th (Midwest)	1st Rd. (LDN)
2014-15	68	35	24	-	2	7	79	240	211	4th (Midwest)	1st Rd. (GUE)
2013-14	68	31	29	-	3	5	70	205	237	4th (Midwest)	1st Rd. (SOO)
2012-13	68	44	18	-	1	5	94	231	165	2nd (Midwest)	2nd Rd. (PLY)
2011-12	68	32	29	-	3	4	71	234	220	3rd (Midwest)	1st Rd. (KIT)
Owen Sound Tot.	2,152	982	932	91	79	68	2,202	7,950	8,288	Pct. .512	

Attack/Platers Records

Season	Team	Record	Individual Game Records - 2021-22
Most Points	(2016-17)	102	Most Goals Cedrick Guindon (Mar. 4, 2022 at Guelph) 4
Most Goals	(1992-93)	330	Most Assists 6 times 3
Most Goals Against	(1990-91)	373	Most Points Gavin Bryant (Jan. 12, 2022 at Sarnia) 4
Fewest Goals Against	(2012-13)	165	Cedrick Guindon (Mar. 4, 2022 at Guelph)
Most Points (Def.):	Santino Centorame (2016-17)	73	Most Power-Play Goals Stephan Machacek (Oct. 16, 2021 vs. Sault Ste. Marie) 2
Most Goals (Def.):	Bobby Sanguinetti (2006-07)	23	Deni Goure (Oct. 21, 2021 at Windsor)
Most Assists (Def.):	Santino Centorame (2016-17)	66	Servac Petrovsky (Apr. 13, 2022 vs. Barrie)
Most Points (Rookie):	Trevor Lewis (2006-07)	73	Most Shorthanded Goals 10 times 1
Most Goals (Rookie):	Stefan Ruzicka (2003-04)	34	Fastest Opening Goal 0:28
Most Assists (Rookie):	Trevor Lewis (2006-07)	44	Ethan Burroughs (Oct. 9, 2021 vs. London)
Most Points (Rookie)*:	Cedrick Guindon (2021-22)	59	Fastest Period Goal 0:18
Most Goals (Rookie)*:	Colby Barlow (2021-22)	30	Cedrick Guindon (Mar. 4, 2022 at Guelph - Overtime)
Most Assists (Rookie)*:	Geoffrey Schemitsch (2009-10)	36	Fastest Two Goals by One Player 1:46
Most Wins:	Michael McNiven (2016-17)	41	Servac Petrovsky (Nov. 25, 2021 at Barrie)
Best GAA:	Jordan Binnington (2012-13)	2.17	Fastest Three Goals by One Player 30:19
Best SV%:	Jordan Binnington (2012-13)	.932	Cedrick Guindon (Mar. 4, 2022 at Guelph)
Most Shutouts:	Jordan Binnington (2012-13)	7	Longest Point Scoring Streak (Games) 9
Most Minutes Played:	Brent Johnson (1995-96)	3211	Andrew Perrott (Oct. 9, 2021 to Oct. 30, 2021 - 1G, 14A)
Most Games Played:	Keevin Cutting (2008-13)	327	Longest Goal Scoring Streak (Games) 5
Most Points (Def.):	Santino Centorame (2013-17)	157	Nicholas Porco (Jan. 29, 2022 to Feb. 6, 2022 - 5G, 5A)
Most Goals (Def.):	Brady Lyle (2017-20)	42	Colby Barlow (Mar. 11, 2022 to Mar. 20, 2022 - 6G, 4A)
Most Assists (Def.):	Santino Centorame (2013-17)	130	
Most Games Played (Def.):	Keevin Cutting (2008-13)	327	
Most Wins:	Jordan Binnington (2009-13)	86	
Best GAA:	Michael McNiven (2014-17)	2.64	
Best SV%:	Brandon Hope (2012-15)	.916	
Most Shutouts:	Michael McNiven (2014-17)	11	
Most Games Played:	Curtis Sanford (1996-00)	158	
Most Coaching Wins:	Mike Stothers (2003-07)	160	

*- using OHL's modern rookie definition

Owen Sound Attack

Head Coach

Greg Walters

Born: August 12, 1970 -- Calgary, Alta.

Coaching Record

Year	Club	GP	W	L	OTL	SL	PTS	Finish
2021-22	Owen Sound Attack	68	34	26	5	3	76	3rd (Midwest)
2019-20	Oshawa Generals	62	31	20	6	5	73	3rd (East)
2018-19	Oshawa Generals	68	44	20	4	0	92	2nd (East)
	OHL Totals	198	109	66	15	8	241	Pct. .609

Coaching History

Don McKee 1982-83; Joe Contini 1983-84 to 1984-85; Mike Mahoney and Rob Holody 1984-85; Jacques Martin 1985-86; Gary Spoor and Rob Holody 1986-87; Floyd Crawford 1987-88; Ron Smith 1988-89; Len McNamara 1989-90 to 1990-91; Rick Tarasuk 1991-92; Jerry Harrigan 1992-93 to 1994-95; Ric Seiling and John Lovell 1995-96; John Lovell 1996-97; John Lovell and Dave Siciliano 1997-98; Dave Siciliano 1998-99; Dave Siciliano and Brian O'Leary 1999-2000; Brian O'Leary 2000-01; Frank Carnevale 2001-02; Mike Stothers 2002-03 to 2006-07; Mark Reeds 2007-08 to 2010-11; Greg Ireland 2011-12 to 2014-15; Ryan McGill 2015-16 to 2016-17; Todd Gill 2017-18 to 2018-19; Alan Letang 2018-19 to 2019-20; Greg Walters 2021-22 to present.

2021-22 Team Record

	W	L	OTL	SL
Overall Record:	34	26	5	3
Home Record:	19	12	2	1
Road Record:	15	14	3	2
Overtime Record:	3	7		
vs. Central Division Opponents	3	3	0	0
vs. West Division Opponents	14	9	2	1
vs. Midwest Division Opponents	17	14	3	2
October Record	3	6	0	1
November Record	6	1	1	1
December Record	3	3	0	0
January Record	5	5	0	0
February Record	4	8	1	0
March Record	10	1	2	1
April Record	3	2	1	0
	W	L	OTL	SL
vs. Barrie	3	3	0	0
vs. Erie	2	2	0	0
vs. Flint	3	1	0	0
vs. Guelph	8	3	1	0
vs. Kitchener	6	3	1	0
vs. London	1	6	1	2
vs. Saginaw	3	0	0	1
vs. Sarnia	6	2	0	0
vs. Soo	1	3	0	0
vs. Windsor	1	3	2	0

Past 10 Years at the NHL Draft

RD.	OV.	PLAYER	NHL TEAM
2022			
4	127	Guindon, Cedrick	Montreal
6	185	Petrovsky, Servac	Minnesota
7	215	Lawrence, Kaleb	Los Angeles
2018			
2	52	Durzi, Sean	Toronto
4	113	Dudas, Aidan	Los Angeles
2017			
1	13	Suzuki, Nick	Vegas
2	55	Gadjovich, Jonah	Vancouver
4	107	Sushko, Maksim	Philadelphia
4	118	Phillips, Markos	Los Angeles
6	175	Bourque, Trenton	St. Louis
6	181	Palmu, Petrus	Vancouver
2016			
7	202	Friend, Jacob	Los Angeles
2015			
3	88	Schemitsch, Thomas	Florida
6	176	Dunda, Liam	St. Louis
2014			
6	173	Lindo, Jaden	Pittsburgh
2013			
2	32	Bigras, Chris	Colorado
2	48	Nastasiuk, Zach	Detroit
3	81	Gabriel, Kurtis	Minnesota
2012			
3	82	Maidens, Jarrod	Ottawa
4	104	Smith, Gemel	Dallas
6	161	Dotchin, Jake	Tampa Bay
6	162	Blandisi, Joseph	Colorado
6	180	Gavrus, Artur	New Jersey

2022 OHL Priority Selection

RD	NO	NAME	2021-22 CLUB	POS	HT	WT	BIRTHDATE
1	11	Cormier, Ben	Navan Grads U18	C	5.11	175	07/20/2006
2	30	Rogers, Braedyn	Quinte Red Devils	RD	5.11	144	11/21/2006
2	35	Tersigni, Antonio	Toronto Jr. Canadiens	LW	5.09.75	161	05/03/2006
3	53	George, Carter	Thunder Bay Kings	G	5.11.25	167	05/20/2006
4	74	Langdon, Jared	Quinte Red Devils	C	5.11	180	11/16/2006
7	134	Campbell, Ronan	Ajax-Pickering Raiders	LD	5.11.5	163	02/02/2006
8	154	Warner, Luc	Toronto Marlboros	C	5.10.75	189	01/04/2006
8	156	Baker, Austin	Detroit Little Caesars 15's	LW	5.10	169	02/12/2006
9	164	Major, Zachary	North Bay Trappers	RD	6.01.75	194	02/13/2006
9	174	Letourneau, Dean	Renfrew Wolves U18	C	6.04	175	02/21/2006
10	194	Cerqua, Antonio	Markham Majors	C	5.06.5	151	01/16/2006
11	214	Sellars, Amari	Toronto Red Wings	C	5.08	156	05/09/2006
12	234	Renaud, Aidan	Don Mills Flyers	RD	6.00	181	04/08/2006
13	254	Roberto, Philip	Mississauga Senators	RD	6.01	196	04/21/2006
14	274	Bennett, Trenten	Kitchener Jr. Rangers	G	6.06	175	04/01/2006
15	294	Skuta, Jake	Cambridge Hawks	C	5.08.5	149	06/05/2006

Under-18 Priority Selection

1	11	Caldwell, Tristan	Nepean Raiders	LD	6.02	195	01/26/2005
2	31	Davy, Owen	Elgin-Middlesex Chiefs	G	6.00	174	02/06/2005
3	48	Strizzi, Jacob	Toronto Jr. Canadiens	LW	5.10.5	170	02/14/2005

CHL Import Draft

1	32	Schweingruber, Luc	Bern Jr.	LD	5.09	163	03/29/2003
---	----	--------------------	----------	----	------	-----	------------



Colby Barlow



Cedrick Guindon



Peterborough Petes

Peterborough Memorial Centre • 151 Lansdowne Street West, Peterborough, ON, K9J 1Y4

Phone: 705-743-3681

Email: info@gopetesgo.com

www.gopetesgo.com



@PetesOHLhockey



petesohlhockey



PetesOHLhockey

*Established 1956 / J. Ross Robertson Cup Champions 1959, '72, '78, '79, '80, '89, '93, '96, '06
1979 Memorial Cup Champions*



Dr. Robert Neville



Dave Pogue



Michael Oke



Rob Wilson



Jack Van Volsen

Team Directory

Governor	Dr. Robert Neville
President	Dave Pogue
Board of Directors	Dr. Robert Neville, Dave Pogue, Dave Lorentz, Rod McGillis, George Gillespie
Senior Advisors	Dick Todd, Bob Gainey
General Manager	Michael Oke
Head Coach	Rob Wilson
Associate Coach	Andrew Verner
Assistant Coach	Derrick Walser
Assistant Coach	Patrick O'Connor
Video Coach	Noah Bucholtz
Video Coordinator	Alex Darling
Head Trainer & Equipment Manager	Brian Miller
Athletic Therapist	Natasha Legacé
Assistant Trainer	Larry Smith
Head of Strength & Conditioning	Josh Gillam
Asst. Strength & Conditioning	Broedie Birkhof
Prospect Development & Analytics	Clair Cornish
Director of Scouting	Chris McNamara
Scouts	Dave Gaw, Ian Armstrong, Sandy Gemmiti, Andy Hooper, Dan Larmer, Dave Pulford, Brian Errey
Mental Performance Coach	Brenley Shapiro
Mental Health Coach	Jack Veitch
Academic Advisor	Shannon Fife
Security, Risk Management & Billet Liaison	Walter DiClemente
Team Chaplains	Tim Coles, Dave Jones
Executive Director, Business Operations	Burton Lee
Director, Merchandise	Don Sharp
Director, Sales	Eric Ebenbauer
Director, Marketing	Adam King
Manager, Sales	Mike Kosciesza
Coordinator, Game Ops. & Major Events	Jordan Downer
Coordinator, Communication	Connor Massie
Coordinator, Marketing & Comm. Engagement	Morgan Blaind
Bookkeeper	Vanessa Dinesen
Group Ticket Sales Representative	Hailey Bentley
Office Administrator	Ian MacGregor
Sales Associates	Alex Darling, Tyler Hall
Team Physicians	Dr. Crawford Dobson, Dr. Craig Maltman, Dr. Mike Munoz, Dr. Alex Weiler, Dr. Steph Dellaire
Team Dentists	Dr. Alex Rhee, Dr. Laura Deluca

Team Information

Team Colours	Maroon and white
Home Arena	Peterborough Memorial Centre
Capacity	3,954
Dimensions	195' x 85'
Arena Phone	705-743-3561
Arena Manager	Jeremy Giles
Affiliated Teams	Peterborough Petes U18 AAA
Head Coach	Scott Roche

Honoured Alumni

- Scotty Bowman (1958-61)
- Colin Campbell (1970-73)
- Bob Gainey (1971-73)
- Mickey Redmond (1963-67)
- Larry Murphy (1978-80)
- Roger Neilson (1966-76)
- Chris Pronger (1991-93)
- Dick Todd (1980-93, 2004-06)
- Steve Yzerman (1981-83)

Peterborough Petes

Complete franchise records on pg. 155

Past 10 Seasons

SEASON	GP	W	L	T	OTL	SOL	PTS	GF	GA	FINISH	PLAYOFFS
2021-22	68	29	33	-	5	1	64	240	281	5th (East)	1st Rd. (HAM)
2019-20	62	37	21	-	2	2	78	250	198	2nd (East)	N/A
2018-19	68	33	31	-	2	2	70	234	256	3rd (East)	1st Rd. (OSH)
2017-18	68	23	39	-	3	3	52	222	283	5th (East)	-
2016-17	68	42	21	-	2	3	89	239	221	1st (East)	EC Final (MISS)
2015-16	68	33	28	-	2	5	73	240	259	3rd (East)	1st Rd. (NB)
2014-15	68	26	36	-	1	5	58	203	268	5th (East)	1st Rd. (OSH)
2013-14	68	32	30	-	0	6	70	233	269	3rd (East)	2nd Rd. (OSH)
2012-13	68	26	35	-	3	4	59	202	254	4th (East)	-
2011-12	68	27	34	-	3	4	61	219	281	4th (East)	-
Peterborough Totals	4,146	2,020	1,688	337	49	52	4,408	16,155	15,459	Pct. .540	

Petes Records

Season

Team

Most Points	(2005-06)	99
Most Goals	(1983-84)	380
Most Goals Against	(1993-94)	350
Fewest Goals Against	(1985-86)	190

Individual

Most Points	Mike Harding (1992-93)	136
Most Goals	Scott Tottle (1983-84)	63
Most Assists	Mark Teevens (1984-85)	90

Most Points (Def.):	Shawn Evans (1983-84)	109
Most Goals (Def.):	Jim Wiemer (1980-81)	41
Most Assists (Def.):	Shawn Evans (1983-84)	88

Most Points (Rookie):	Jamie Langenbrunner (1993-94)	91
Most Goals (Rookie):	Matt Puempel (2009-10)	33
	Chris Longo (1989-90)	33
Most Assists (Rookie):	Jamie Langenbrunner (1993-94)	58

Most Wins:	Kay Whitmore (1984-85)	35
Best GAA:	Chuck Goddard (1962-63)	2.49
Best SV%:	Joey MacDonald (2000-01)	.918
	Joey MacDonald (1999-00)	.918
	Joey MacDonald (1998-99)	.918

Most Shutouts:	David Currie (2002-03)	6
Most Minutes Played:	Trevor Cann (2006-07)	3565

CAREER

Individual

Most Points:	Mike Harding (1990-94)	350
Most Goals:	Jason Dawe (1989-93)	169
Most Assists:	Shawn Evans (1982-85)	212
Most Games Played:	Joey West (2007-12)	326

Most Points (Def.):	Shawn Evans (1982-85)	256
Most Goals (Def.):	Brent Tully (1990-94)	44
	Shawn Evans (1982-85)	44

Most Assists (Def.):	Shawn Evans (1982-85)	212
Most Games Played (Def.):	Trevor Hendrikx (2001-06)	293

Most Wins:	Kay Whitmore (1983-87)	93
Best GAA:	Joey MacDonald (1998-01)	2.92
Best SV%:	Joey MacDonald (1998-01)	.918
Most Shutouts:	David Currie (1999-03)	9
Most Games Played:	Andrew D'Agostini (2009-14)	190

Most Coaching Wins:	Dick Todd (1980-93, 2004-06)	558
---------------------	------------------------------	-----

Individual Game Records - 2021-22

Most Goals	4
J.R. Avon (Mar. 5, 2022 vs. Oshawa)	

Most Assists	5
Tucker Robertson (Nov. 21, 2021 at Ottawa)	

Most Points	6
Tucker Robertson (Nov. 21, 2021 at Ottawa)	

Most Power-Play Goals	2
Tucker Robertson (Nov. 18, 2021 vs. Hamilton)	
J.R. Avon (Mar. 5, 2022 vs. Oshawa)	

Most Shorthanded Goals	1
19 times	

Fastest Opening Goal	0:52
J.R. Avon (Oct. 7, 2021 at North Bay)	

Fastest Period Goal	0:15
Tucker Robertson (Mar. 29, 2022 vs. Hamilton - 2nd Period)	

Fastest Two Goals by One Player	3:17
Tucker Robertson (Oct. 30, 2021 at Niagara)	

Fastest Three Goals by One Player	13:48
Tucker Robertson (Nov. 18, 2021 vs. Hamilton)	

Longest Point Scoring Streak (Games)	21
Emmett Sproule (Oct. 7, 2021 to Dec. 8, 2021 - 9G, 24A)	

Longest Goal Scoring Streak (Games)	5
Tucker Robertson (Oct. 28, 2021 to Nov. 7, 2021 - 7G, 3A)	

Peterborough Petes

Head Coach

Rob Wilson

Born: July 18, 1968 -- Toronto, Ont.

Coaching Record

Year	Club	GP	W	L	OTL	SL	PTS	Finish
2021-22	Peterborough Petes	68	29	33	5	1	64	5th (East)
2019-20	Peterborough Petes	62	37	21	2	2	78	2nd (East)
2018-19	Peterborough Petes	68	33	31	2	2	70	3rd (East)
	OHL Totals	198	99	85	9	5	148	Pct. .535

Coaching History

Calum MacKay, 1956-57; Ted Kennedy 1957-58; Scotty Bowman 1958-59 to 1960-61; Neil Burke 1961-62; Frank Mario, 1962-63 to 1964-65; Roger Bedard, 1965-66; Roger Bedard and Roger Neilson, 1966-67; Roger Neilson 1967-68 to 1975-76; Garry Young, 1976-77; Gary Green, 1977-78 to 1978-79; Mike Keenan, 1979-80; Dave Dryden 1980-81, Dave Dryden and Dick Todd, 1981-82; Dick Todd 1982-83 to 1992-93; Dave MacQueen, 1993-94 to 1995-96; Brian Drumm, 1996-97; Brian Drumm and Jeff Twohey, 1997-98; Rick Allain, 1998-99 to 2003-04, Dick Todd 2004-05 to 2005-06; Vince Malette 2006-07 to 2007-08; Ken McRae 2008-09 to 2009-10, Mike Pelino 2010-11 to 2011-12; Mike Pelino and Jody Hull, 2012-13; Jody Hull 2013-14 to 2016-17; Jody Hull and Andrew Verner 2017-18; Rob Wilson 2018-19 to date.

2021-22 Team Record

	W	L	OTL	SL
Overall Record:	29	33	5	1
Home Record:	19	13	1	1
Road Record:	10	20	4	0
Overtime Record:	3	5		
vs. East Division Opponents	17	24	2	1
vs. Central Division Opponents	12	9	3	0
October Record	4	5	0	0
November Record	4	5	1	0
December Record	1	5	1	0
January Record	4	7	0	0
February Record	5	4	1	0
March Record	7	6	2	0
April Record	4	1	0	1
	W	L	OTL	SL
vs. Barrie	4	0	0	0
vs. Hamilton	2	6	0	0
vs. Kingston	4	7	1	0
vs. Mississauga	1	4	1	0
vs. Niagara	5	0	1	0
vs. North Bay	1	2	1	0
vs. Oshawa	5	6	1	0
vs. Ottawa	6	5	0	1
vs. Sudbury	1	3	0	0

Past 10 Years at the NHL Draft

RD.	OV.	PLAYER	NHL TEAM
2022			
4	123	Robertson, Tucker	Seattle
2021			
1	3	McTavish, Mason	Anaheim
2019			
2	53	Robertson, Nick	Toronto
2	59	Jones, Hunter	Minnesota
2018			
3	76	Der-Arguchintsev, Semyon	Toronto
5	150	Chisholm, Declan	Winnipeg
2017			
3	83	Gallant, Zach	Detroit
5	131	Fraser, Cole	Detroit
2016			
4	94	Ang, Jonathan	Florida
5	123	Wells, Dylan	Edmonton
2015			
2	44	Spencer, Matt	Tampa Bay
7	186	Lorentz, Steven	Carolina
2014			
1	10	Ritchie, Nick	Anaheim
2	44	Cornel, Eric	Buffalo
2012			
1	10	Koekkoek, Slater	Tampa Bay
5	143	Semyour, Clark	Pittsburgh

2022 OHL Priority Selection

RD	NO	NAME	2021-22 CLUB	POS	HT	WT	BIRTHDATE
1	6	Van Volsen, Jack	Toronto Jr. Canadiens	C	6.01	169	01/12/2006
4	69	McCallum, Braydon	Brantford 99ers	C	5.09	157	05/03/2006
5	89	Rye, Easton	Ajax-Pickering Raiders	G	6.01	190	10/28/2006
6	113	Tuin, Lucas	Niagara North Stars	RD	5.11.5	183	04/02/2006
7	129	Larmand, Isaac	North Central Predators	C	6.04	181	11/17/2006
8	149	Petrut, Nicolas	Kingston Jr. Gaels	C	5.05.25	118	12/14/2006
9	169	Van De Ven, Owen	Mississauga Senators	RD	6.00.5	161	04/21/2006
10	189	Forster, Reid	Cambridge Hawks	RD	5.10	155	08/07/2006
11	209	Frenette, Josh	Richmond Hill Coyotes	LW	6.02	180	01/15/2006
12	229	DellaDonna, Nathan	Bishop Kearney Selects 15's	C	5.09.5	198	08/22/2006
13	249	Partridge, Brody	Quinte Red Devils	C	5.09.25	162	09/14/2006
14	269	Woulds, Dylan	Markham Majors	LD	6.00.25	196	03/28/2006
15	289	Frost, Carter	Toronto Jr. Canadiens	G	6.00	171	02/02/2006

Under-18 Priority Selection

1	6	Faulkner, Brennan	Elgin-Middlesex Chiefs	C	5.10.5	131	12/28/2005
2	26	Quizzi, Christopher	Markham Majors	G	6.01.25	181	06/11/2005
3	45	Bowmaster, Declan	Oshawa Generals	RW	5.11	155	11/08/2005

CHL Import Draft

1	17	Purdeller, Tommy	EC Red Bull Akademie U19	LW	5.11	183	04/13/2004
---	----	------------------	--------------------------	----	------	-----	------------



Tucker Robertson



Chase Stillman



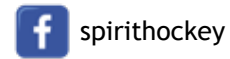
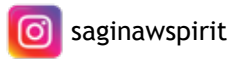

Saginaw Spirit

Dow Event Center • 5789 State Street, Suite 2, Saginaw, Michigan, 48603

Phone: 989-497-7747

Email: info@saginawspirit.com

www.saginawspirit.com



Established 2002



Richard J. Garber



Craig Goslin



Dave Drinkill



Chris Lazary



Michael Misa

Team Directory

Owner.....	Richard J. Garber
President, Managing Partner & Governor	Craig Goslin
Partner & Alternate Governor.....	Brandon Bordeaux
Partner & Goaltending Consultant	Chris Osgood
Senior Advisor	Jim Devellano
General Manager	Dave Drinkill
Assistant General Manager	Brian Prout
Head Coach	Chris Lazary
Assistant Coach.....	Jesse Messier
Assistant Coach.....	Justin Pereira
Goaltending/Video Coach	Rick Ice
Video Coach.....	John Kisil
Athletic Trainer.....	Andrew Plate
Equipment Manager	Adam Wozniak
Head Strength & Conditioning Coach	Austin Sadler
Head Scout.....	Greg Hammell
Scouts.....	Ethan Range, Frank Robinson, Chris Lund, Jordan Selinger, Nick Tassone, Trevor Sauder
Chief Financial Officer	Pat Hengesbach
Vice President of Sales.....	Kae Pankow
Vice President of Business Management	Lindsay McDougal
Director of Comms. & Broadcasting	Dillon Clark
Director of Corp. Partnerships & Group Sales	Eric Olgaard
Director of Sales & Marketing.....	Blues Buckholz
Director of Game Day Operations	Jillian Sherman
Director of Social Media	Emma Miller
Director of Merchandise/Foundation Director....	Parkur Launstein
Group Sales & Corporate Facilitation.....	Gunnar Bouvy
Director of Player Well-Being	Chuck Jacobson
Training Staff	Danny Evans
Team Doctor	Dr. Lance Freeman
Team Dentist.....	Dr. Joseph Zolinski
Team Chiropractor	Dr. Jeff Kelly

Team Information

Team Colours	Navy, Red & White
Home Arena	Wendler Arena at the Dow Event Center
Capacity	4,213
Dimensions	200' x 85'
Arena Phone	989-759-1320
Arena Manager	Jon Block
Media Room Location....	Garden Room off main atrium

Retired Jersey Numbers

89.....Vincent Trocheck (2009-13)

Past 10 Seasons

SEASON	GP	W	L	T	OTL	SOL	PTS	GF	GA	FINISH	PLAYOFFS
2021-22	68	24	43	-	1	0	49	234	305	5th (West)	-
2019-20	62	41	16	-	3	2	87	289	225	1st (West)	N/A
2018-19	68	45	17	-	3	3	96	294	218	1st (West)	WC Final (GUE)
2017-18	68	29	30	-	9	0	67	196	238	4th (West)	1st Rd. (SOO)
2016-17	68	27	32	-	7	2	63	204	248	5th (West)	-
2015-16	68	24	36	-	5	3	56	209	282	4th (West)	1st Rd. (ER)
2014-15	68	29	36	-	2	1	61	212	271	3rd (West)	1st Rd. (SOO)
2013-14	68	33	30	-	4	1	71	254	248	3rd (West)	1st Rd. (ER)
2012-13	68	32	29	-	4	3	71	250	264	4th (West)	1st Rd. (LDN)
2011-12	68	33	27	-	1	7	74	259	259	3rd (West)	2nd Rd. (LDN)
Spirit Totals	1,286	585	577	12	76	36	1,294	4,355	4,671	Pct. .503	

Spirit Records

Season

Team		
Most Points	(2018-19)	96
Most Goals	(2018-19)	294
Most Goals Against	(2021-22)	305
Fewest Goals Against	(2010-11)	207

Individual

Most Points	Cole Perfetti (2019-20)	111
Most Goals	Josh Shalla (2010-11)	47
Most Assists	Cole Perfetti (2019-20)	74
Most Points (Def.):	Patrick McNeill (2005-06)	77
Most Goals (Def.):	Patrick McNeill (2006-07)	22
Most Assists (Def.):	Patrick McNeill (2005-06)	56
Most Points (Rookie):	Jan Mursak (2006-07)	80
Most Goals (Rookie):	Cole Perfetti (2018-19)	37
Most Assists (Rookie):	Jan Mursak (2006-07)	53
Most Wins:	Ryan Daniels (2006-07)	38
Best GAA:	Ivan Prosvetov (2018-19)	2.94
	Mavric Parks (2010-11)	2.94
	Ryan Daniels (2006-07)	2.94
Best SV%:	Edward Pasquale (2009-10)	.916
Most Shutouts:	Ivan Prosvetov (2018-19)	4
	Mike Brown (2003-04)	4
Most Minutes Played:	Ryan Daniels (2006-07)	3,553

CAREER

Individual		
Most Points:	Ryan McDonough (2005-08)	247
Most Goals:	Josh Shalla (2009-12)	119
Most Assists:	Vincent Trocheck (2009-13)	146
Most Games Played:	Cole Coskey (2015-20)	302
Most Points (Def.):	Patrick McNeill (2003-07)	182
Most Goals (Def.):	Patrick McNeill (2003-07)	53
Most Assists (Def.):	Patrick McNeill (2003-07)	129
Most Games Played (Def.):	Brad Walch (2008-12)	265
Most Wins:	Jake Paterson (2010-15)	82
Best GAA:	Ivan Prosvetov (2018-19)	2.94
Best SV%:	Mavric Parks (2010-11)	.914
Most Shutouts:	Evan Cormier (2014-18)	7
Most Games Played:	Evan Cormier (2014-18)	190
Most Coaching Wins:	Todd Watson (2007-12)	154

Individual Game Records - 2021-22

Most Goals	4
Dalton Duhart (Mar. 25, 2022 at Sarnia)	
Most Assists	4
Pavel Mintyukov (Mar. 11, 2022 vs. Owen Sound)	
Pavel Mintyukov (Apr. 16, 2022 vs. London)	
Most Points	6
Pavel Mintyukov (Mar. 11, 2022 vs. Owen Sound)	
Dalton Duhart (Mar. 25, 2022 at Sarnia)	
Most Power-Play Goals	2
Mitchell Smith (Mar. 25, 2022 at Sarnia)	
Most Shorthanded Goals	2
Josh Bloom (Nov. 19, 2021 at Kitchener)	
Fastest Opening Goal	1:05
Josh Bloom (Mar. 2, 2022 at Sarnia)	
Fastest Period Goal	0:17
Sebastien Gervais (Jan. 30, 2022 at Flint - 2nd Period)	
Fastest Two Goals by One Player	0:12
Dalton Duhart (Apr. 16, 2022 vs. London)	
Fastest Three Goals by One Player	10:03
Camaryn Baber (Nov. 19, 2021 at Kitchener)	

Longest Point Scoring Streak (Games)	8
Josh Bloom (Oct. 20, 2021 to Nov. 12, 2021 - 7G, 6A)	
Longest Goal Scoring Streak (Games)	3
5 times	

Saginaw Spirit

Head Coach

Chris Lazary

Born: February 25, 1982 -- York, Ont.

Coaching Record

Year	Club	GP	W	L	OTL	SL	PTS	Finish
2021-22	Saginaw Spirit	68	24	43	1	0	49	5th (West)
2019-20	Saginaw Spirit	62	41	16	3	2	87	1st (West)
2018-19	Saginaw Spirit	46	34	8	2	2	72	1st (West)
	OHL Totals	176	99	67	6	4	208	Pct. .591

Coaching History

Paul Emms, 1974-75 to 1977-78; Bert Templeton, 1978-79; Barry Boughner and Fred Stanfield, 1979-80; Paul Gauthier, 1980-81; Bert Templeton 1981-82 to 1993-94 Shane Parker 1994-95 to 1995-96, Shane Parker and Greg Bignell 1996-97, Greg Bignell 1997-98, Mike Kelly 1998-99 to 2001-02, Dennis Desrosiers 2002-03; Dennis Desrosiers and Moe Mantha 2003-04; Doug Lidster and Bob Mancini 2004-05; Bob Mancini 2005-06 to 2006-07; Todd Watson 2007-08 to 2011-12; Greg Gilbert 2011-12 to 2015-16; Spencer Carbery 2016-17; Troy Smith 2017-18 to 2018-19; Chris Lazary 2018-19 to date.

2021-22 Team Record

	W	L	OTL	SL
Overall Record:	24	43	1	0
Home Record:	12	22	0	0
Road Record:	12	21	1	0
Overtime Record:	2	1		
vs. West Division Opponents	14	24	0	0
vs. Midwest Division Opponents	10	19	1	0
October Record	4	1	1	0
November Record	6	6	0	0
December Record	3	6	0	0
January Record	2	8	0	0
February Record	2	9	0	0
March Record	4	9	0	0
April Record	3	4	0	0
	W	L	OTL	SL
vs. Erie	6	5	1	0
vs. Flint	6	9	0	0
vs. Guelph	0	5	0	0
vs. Kitchener	1	3	0	0
vs. London	2	3	0	0
vs. Owen Sound	1	3	0	0
vs. Sarnia	3	5	0	0
vs. Soo	3	5	0	0
vs. Windsor	2	5	0	0

Past 10 Years at the NHL Draft

RD.	OV.	PLAYER	NHL TEAM
2022			
1	10	Mintyukov, Pavel	Anaheim
2	48	Sapovaliv, Matyas	Vegas
2021			
3	93	Lennox, Tristan	NY Islanders
3	95	Bloom, Josh	Buffalo
2020			
1	10	Perfetti, Cole	Winnipeg
7	205	Solovyov, Ilya	Calgary
2019			
4	103	Millman, Mason	Philadelphia
5	142	Porco, Nicholas	Dallas
7	209	Coskey, Cole	NY Islanders
2018			
5	134	Jenkins, Blade	NY Islanders
5	155	Giroux, Damien	Minnesota
2017			
7	193	Gilmour, Brady	Detroit
2016			
3	63	Niemelainen, Markus	Edmonton
4	101	Middleton, Keaton	Toronto
4	105	Cormier, Evan	New Jersey
2015			
2	33	Stephens, Mitchell	Tampa Bay
2014			
3	81	Sadowy, Dylan	San Jose
2013			
3	84	Lodge, Jimmy	Winnipeg
4	105	Moutrey, Nick	Columbus
7	189	Locke, Eric	Buffalo
2012			
3	73	Kea, Justin	Buffalo
3	80	Paterson, Jake	Detroit
5	139	Ross, Garret	Chicago

2022 OHL Priority Selection

RD	NO	NAME	2021-22 CLUB	POS	HT	WT	BIRTHDATE
1	1	Misa, Michael	Mississauga Senators	C	5.09.75	157	02/16/2007
1	19	Parekh, Zayne	Markham Majors	RD	5.10.75	156	02/15/2006
2	24	Stewart, Bode	Mississauga Senators	C	6.00.5	152	02/09/2006
3	54	Glavin, Joshua	Lambton Jr. Sting	LD	6.02	180	09/24/2006
5	84	Epperson, Kristian	Shattuck-St. Mary's Sabres 15's	LW	5.11	160	05/16/2006
6	108	McGuire, Tyler	Windsor Jr. Spitfires	RD	6.02	181	09/15/2006
8	144	Grube, Duncan	Alliston Hornets Jr. C	RW	6.02	185	03/10/2005
8	161	Gardner, Calvin	Nashville Jr. Predators 15's	G	5.11	150	04/24/2006
10	197	Grundner, Griffin	Windsor Jr. Spitfires	RW	5.07.5	136	10/27/2006
11	204	Storch, Liam	Detroit Little Caesars 15's	C	5.05.5	116	01/20/2006
12	224	Papineau, Kaleb	North Bay Trappers	G	6.00.5	177	01/25/2006
13	244	Bewick, Connor	Team Illinois 15's	RD	5.11	160	04/05/2006
14	264	Koss, Ryan	Toronto Jr. Canadiens	LW	6.00.25	167	01/19/2006

Under-18 Priority Selection

1	1	Moore, Lincoln	Soo Jr. Greyhounds	RW	6.01	190	09/21/2005
2	21	Warren, Trent	North York Rangers	RD	6.02	170	02/10/2005

CHL Import Draft

1	2	Misiak, Martin	Nove Zamky HC	C	5.11.5	163	09/30/2004
2	62	Hauser, Petr	Sparta Praha Jr.	RW	6.03	200	09/19/2003



Matyas Sapovaliv



Pavel Mintyukov



Sarnia Sting

Progressive Auto Sales Arena • 1455 London Road, Sarnia, Ontario, N7S 6K7

Phone: 519-541-1717

Email: info@sarniastings.com

www.sarniastings.com



@StingHockey



stinghockey



sarniastingsohl

Established 1994



Derian Hatcher



David Legwand



Dylan Seca



Alan Letang



Porter Martone

Team Directory

Owner & Governor	Derian Hatcher
Owner & President of Hockey Ops.....	David Legwand
President	Bill Abercrombie
General Manager	Dylan Seca
Head Coach	Alan Letang
Associate Coach	Brad Staubitz
Assistant Coach.....	Micheal Haley
Goaltending Coach.....	Franky Palazzese
Strength & Conditioning Coach	Tyson Slack
Mental Performance Coach	Matt Barnes
Video Coordinator	Kevin Morgan
Head Athletic Therapist.....	Jennifer Love
Head Equipment Manager	Dakota Baranosky
Asst. Equipment Manager.....	Darren Smale
Lead of Statistical Analysis & Research.....	David McPherson
Video Scout & Statistical Analyst.....	Jack Edmands
Director of Skill & Player Development	Scott Jones
Director of Scouting Operations	Kyle Craner
Director of Player Evaluation	Mark Filippone
Director of Player Evaluation	Mike Neely
Scouts.....	Cole Crane, Nathan Hisko,
.....	David McMullen, Ayden Letang,
.....	Chris Chimenti, Steve Shafer
Scouting Advisors.....	Tyler Longo, Adam Schaap,
.....	Reagan O'Grady
Chief Financial Officer	Gord Currie
Manager, Hockey Ops. & Programming	Mark Glavin
Director, Marketing & Corp. Partnerships	Jake Bourrie
Box Office Manager	Brian Little
Manager, Group Sales & Experience.....	Brad Hodgson
Manager, Marketing & Sting Experience	Daniel McAuley
Manager, Digital Content & Comm. Engagement.....	Lyndsie Baxter
Manager, Projects & Accounts.....	Matt Abercrombie
Retail & Custom Service Supervisor	Nicole Bennett
Mental Performance Coach.....	Matt Barnes
Academic Advisor	Mark Scott
Women's Hockey Ambassador	Carolyne Prevost
Team Chaplain	Pastor Troy Tobey
Team Physician	Dr. Gary Bartwitzki, Dr. Rob Hislop
Team Surgeon.....	Dr. Duncan MacKinley
Team Chiropractor.....	Dr. John Vargo, Dr. Michael Anning
Team Dentist.....	Dr. Frank Sproviero
Team Massage Therapist	Eric Corda

Team Information

Team Colours	Black, white, grey & gold
Home Arena	Progressive Auto Sales Arena
Capacity	4,118
Dimensions	200' x 85'
Press Box Location	West side of building,
.....	beside Gate 5
Arena Phone	519-542-4494
Arena Manager	Trevor Sanderson

Retired Jersey Numbers

91.....Steven Stamkos (2006-08)

Past 10 Seasons

SEASON	GP	W	L	T	OTL	SOL	PTS	GF	GA	FINISH	PLAYOFFS
2021-22	68	27	36	-	4	1	59	234	279	4th (West)	1st Rd. (WSR)
2019-20	62	22	34	-	5	1	50	244	299	5th (West)	-
2018-19	68	28	33	-	5	2	63	271	300	3rd (West)	1st Rd. (SAG)
2017-18	68	46	17	-	4	1	97	299	213	2nd (West)	2nd Rd. (KIT)
2016-17	68	31	30	-	6	1	69	257	277	4th (West)	1st Rd. (ER)
2015-16	68	42	19	-	5	2	91	254	192	1st (West)	1st Rd. (SOO)
2014-15	68	29	32	-	4	3	65	232	263	3rd (West)	1st Rd. (ER)
2013-14	68	17	44	-	2	5	41	211	341	5th (West)	-
2012-13	68	35	28	-	1	4	75	247	254	3rd (West)	1st Rd. (PLY)
2011-12	68	34	27	-	2	5	75	243	235	2nd (West)	1st Rd. (SAG)
Sting Totals	1,822	825	807	72	78	40	1,840	6,543	6,860	Pct. .505	

Sting Records

Season

Team		
Most Points	(2017-18)	97
Most Goals	(1995-96)	330
Most Goals Against	(2013-14)	341
Fewest Goals Against	(1999-00)	189

Individual

Most Points	Peter Sarno (1998-99)	130
Most Goals	2012-13	62
Most Assists	Peter Sarno (1998-99)	93
Most Points (Def.):	Andy Delmore (1996-97)	78
Most Goals (Def.):	Andy Delmore (1995-96)	21
Most Assists (Def.):	Ryan Wilson (2007-08)	64
Most Points (Rookie):	Nail Yakupov (2010-11)	101
Most Goals (Rookie):	Nail Yakupov (2010-11)	49
Most Assists (Rookie):	Nail Yakupov (2010-11)	52
Most Wins:	Justin Fazio (2017-18)	37
Best GAA:	Greg Hewitt (1999-00)	2.53
Best SV%:	Greg Hewitt (1999-00)	.924
Most Shutouts:	Patrick DesRochers (1996-97)	4
Most Minutes Played:	Patrick DesRochers (1997-98)	3205

CAREER

Individual

Most Points:	Jon Sim (1994-98)	311
Most Goals:	Jon Sim (1994-98)	165
Most Assists:	Jordan Kyrou (2014-18)	191
Most Games Played:	Ryan McGregor (2015-20)	286
Most Points (Def.):	Anthony DeAngelo (2011-15)	190
Most Goals (Def.):	Andy Delmore (1994-97)	44
Most Assists (Def.):	Anthony DeAngelo (2011-15)	150
Most Games Played (Def.):	Jeff King (2013-17)	250
	Joe Rogalski (2007-11)	250
Most Wins:	Justin Fazio (2013-18)	92
Best GAA*:	Greg Hewitt (1996-00)	2.78
Best SV%*:	Greg Hewitt (1996-00)	.913
Most Shutouts:	Justin Fazio (2013-18)	6
	Robert Gherson (2000-04)	6
Most Games Played:	Justin Fazio (2013-18)	176
Most Coaching Wins:	Derian Hatcher (2015-20)	169

*- at least 75 career games

Individual Game Records - 2021-22

Most Goals	3
Zach Filak (Mar. 2, 2022 vs. Saginaw)	
Ty Voit (Mar. 9, 2022 vs. London)	
Max Namestnikov (Mar. 20, 2022 vs. London)	
Angus MacDonell (Mar. 25, 2022 vs. Saginaw)	
Most Assists	6
Theo Hill (Mar. 2, 2022 vs. Saginaw)	
Most Points	6
Theo Hill (Mar. 2, 2022 vs. Saginaw)	
Max Namestnikov (Mar. 20, 2022 vs. London)	
Most Power-Play Goals	2
Zach Filak (Mar. 4, 2022 vs. Sault Ste. Marie)	
Ty Voit (Mar. 9, 2022 vs. London)	
Nolan Dann (Mar. 18, 2022 at Guelph)	
Most Shorthanded Goals	1
7 times	
Fastest Opening Goal	1:15
Angus MacDonell (Mar. 25, 2022 vs. Saginaw)	
Fastest Period Goal	0:32
Ryan Mast (Feb. 26, 2022 at Flint)	
Fastest Two Goals by One Player	0:28
Nolan Burke (Jan. 8, 2022 vs. Flint)	
Fastest Three Goals by One Player	24:01
Max Namestnikov (Mar. 20, 2022 vs. London)	
Longest Point Scoring Streak (Games)	11
Nolan Dann (Nov. 5, 2021 to Nov. 27, 2021 - 10G, 5A)	
Longest Goal Scoring Streak (Games)	5
Nolan Dann (Nov. 5, 2021 to Nov. 13, 2021 - 6G, 3A)	
Nolan Burke (Jan. 14, 2022 to Jan. 27, 2022 - 6G, 3A)	

Sarnia Sting

Head Coach

Alan Letang

Born: September 4, 1975 -- Renfrew, Ont.

Coaching Record

Year	Club	GP	W	L	OTL	SL	PTS	Finish
2021-22	Sarnia Sting	68	27	36	4	1	59	4th (West)
2019-20	Owen Sound Attack	62	30	24	4	4	68	4th (Midwest)
2018-19	Owen Sound Attack	21	8	11	2	0	18	4th (Midwest)
	OHL Totals	151	65	71	10	5	86	Pct. .480

Coaching History

Bob Kilger, 1981-82; Bob Kilger, Bill Murphy, Gord Woods and Jocelyn Guevremont, 1982-83; Jocelyn Guevremont, 1983-84; Floyd Crawford, 1984-85; Tony Zappia, 1985-86; Orval Tessier, 1986-87 to 1988-89; Marc Crawford, 1989-90 to 1990-91; John Lovell, 1991-92; Shawn MacKenzie, 1992-93; Don Boyd 1993-94; Don Boyd, Rich Brown and Mark Hunter 1994-95; Mark Hunter 1995-96; Joe Canale 1996-97; Mark Hunter 1997-98 to 1998-99; Mark Hunter and Rich Brown 1999-00; Rich Brown and Jeff Perry 2000-01; Jeff Perry 2001-02 to 2003-04; Shawn Camp 2004-05 to 2005-06; Dave MacQueen 2006-07 to 2009-10; Dave MacQueen and Trevor Letowski 2010-11; Jacques Beaulieu 2011-12 to 2012-13; Trevor Letowski 2013-14 to 2014-15; Derian Hatcher 2015-16 to 2019-20; Alan Letang 2021-22 to present.

2021-22 Team Record

	W	L	OTL	SL
Overall Record:	27	36	4	1
Home Record:	13	17	3	1
Road Record:	14	19	1	0
Overtime Record:	1	4		
vs. West Division Opponents	14	16	2	0
vs. Midwest Division Opponents	13	20	2	1
October Record	1	4	2	0
November Record	7	4	1	0
December Record	2	4	0	0
January Record	4	3	0	1
February Record	5	7	0	0
March Record	6	8	1	0
April Record	2	6	0	0
	W	L	OTL	SL
vs. Erie	2	2	0	0
vs. Flint	2	6	0	0
vs. Guelph	1	4	1	0
vs. Kitchener	2	6	0	0
vs. London	6	3	1	0
vs. Owen Sound	2	5	0	1
vs. Saginaw	5	2	1	0
vs. Soo	3	3	0	0
vs. Windsor	4	5	1	0

Past 10 Years at the NHL Draft

RD.	OV.	PLAYER	NHL TEAM
2021			
3	81	Gaudreau, Ben	San Jose
5	153	Voit, Ty	Toronto
6	181	Mast, Ryan	Boston
2020			
1	27	Perreault, Jacob	Anaheim
2019			
2	44	Rees, Jamieson	Carolina
2017			
4	109	Ruzicka, Adam	Calgary
5	138	Rymsha, Drake	Los Angeles
6	172	McGregor, Ryan	Toronto
6	185	Chmelevski, Sasha	San Jose
2016			
1	16	Chychrun, Jakob	Arizona
2	35	Kyrou, Jordan	St. Louis
6	172	Salinitri, Anthony	Philadelphia
2015			
1	6	Zacha, Pavel	New Jersey
7	185	Korostelev, Nikita	Toronto
2014			
1	19	DeAngelo, Anthony	Tampa Bay
1	27	Goldobin, Nikolay	San Jose
2012			
1	1	Yakupov, Nail	Edmonton
1	3	Galchenyuk, Alex	Montreal

2022 OHL Priority Selection

RD	NO	NAME	2021-22 CLUB	POS	HT	WT	BIRTHDATE
1	5	Martone, Porter	Toronto Jr. Canadiens	RW	6.02.5	171	10/26/2006
3	45	Doherty, Sean	Ajax-Pickering Raiders	C	5.10	164	03/23/2006
3	60	Campbell, Carson	Quinte Red Devils	RD	5.11.5	151	06/08/2006
4	68	Hall, Carson	Markham Majors	C	6.01	177	04/29/2006
5	88	Green, David	Toronto Marlboros	LD	6.00.5	203	08/13/2006
5	91	Chartier, Karsen	North York Rangers	G	6.02	179	01/01/2006
7	124	Rheaume-Mullen, Dakota	Detroit HoneyBaked 15's	LD	5.09	155	12/18/2006
8	148	Omeri, Nathan	North York Rangers	RD	5.10	164	06/15/2006
9	168	Fries, Cameron	Cambridge Hawks	C	5.06.75	126	05/27/2006
10	188	O'Toole, Tyler	Mississauga Rebels	RD	5.11.5	180	07/28/2006
11	208	Fischer, Lukas	Detroit Compuware 15's	LD	6.01.75	151	09/09/2006
11	221	Soares, Christopher	Halton Hills Hurricanes	LW	5.09.25	146	03/23/2006
12	228	Denney, Michael	York-Simcoe Express	RW	5.07.25	130	07/14/2006
13	248	Durham, Lucas	Ajax-Pickering Raiders	C	6.02.25	163	08/21/2006
14	268	Soares, Lucas	Toronto Red Wings	RW	5.08.5	150	07/29/2006
15	288	Van Vliet, Lucas	Detroit Little Caesars 15's	LW	6.00	150	01/25/2006

Under-18 Priority Selection

1	5	Cooksey, Cole	Mississauga Reps	LW	5.09.25	156	02/18/2005
2	25	Ouellet, Marcus	Don Mills Flyers	G	6.00.25	206	02/11/2004
3	44	Long, Aiden	Hill Academy	LW	6.03	180	03/13/2005

CHL Import Draft

1	14	Vilmanis, Sandis	Lulea HF Jr.	LW	6.01	192	01/23/2004
2	74	Reinbacher, David	Kloten EHC B	RD	6.01	183	10/25/2004



Ben Gaudreau



Ty Voit



Soo Greyhounds

GFL Memorial Gardens • 269 Queen Street East, Sault Ste. Marie, Ontario, P6A 1Y9

Phone: 705-253-5976

Email: info@soogreyhounds.com

www.soogreyhounds.com



@OHLHoundPower



ohlhoundpower



soogreyhounds

*Established 1972 / J. Ross Robertson Cup Champions 1985, 1991, 1992
1993 Memorial Cup Champions*



Tim Lukenda



Kyle Raftis



John Dean



Christopher Brown

Team Directory

President & Governor	Tim Lukenda
Chairman	Dr. Michael Nanne
Alternate Governor & Director	Dr. George Shunock
Treasurer & Secretary	Dr. John Fabbro
Director.....	Frank Sarlo
General Manager	Kyle Raftis
Head Coach	John Dean
Assistant Coach.....	Brendan Taylor
Assistant Coach.....	Brent Hughes
Goaltending Coach.....	Matt Smith
Video Analyst & Director of Analytics.....	Ryan Dumoulin
Athletic Therapist.....	Julian Cooper
Equipment Manager	Nike Simpson
Asst. Equipment Manager.....	Logan Hunter
Dir. of Player Personnel & Development....	Patrick Sweeney
Dir. of Player Evaluation & U.S. Scouting ...	Bill Warren
Scouts.....	John McGarr, Nick Della Penta, Kyle Barber, Scott Campbell
.....	Mike Mackley, Matt Moran
Dir. of Public Relations & Hockey Admin. ...	Gerry Liscumb Jr.
Manager of Finance & Admin.....	Tracey Herriman
Manager of Ticket Sales & Corp. Sales Exec. ..	Brodie Gagnon
Director of Game Day Ops. & Corp. Sales Exec. .	Jeff McClelland
Multimedia Content Creator	Cameron Palumbo
Academic Advisor	Jerry Bumbacco
Academic Advisor	Mary-Lynne Lukenda
Mental Performance Specialist/Player Liaison...	Dr. Arthur Perlini
Team Physicians	Dr. Brandon Entwistle, Dr. Adam Parent, Dr. Jeff Jonusaitis, Dr. Adrienne Kelly, Dr. Damien Micomnaco, Dr. Stacy Tkatchyk, Dr. Michael Keating, Dr. Sean Plumley
Team Chiropractor	Dr. Jason Bradford
Team Dentists.....	Dr. Anthony Barzan, Dr. Nick Irwin

Team Information

Team Colours	Red & White
Home Arena.....	GFL Memorial Gardens
Capacity	4,917
Dimensions	200' x 85'
Box Office Phone	705-759-5251
Press Box Phone	705-253-5976 x 245
Press Box	Suite Level (West Side)
Affiliated Team	Soo Thunderbirds Jr. A
General Manager	Jamie Henderson

Retired Jersey Numbers

1	John Vanbiesbrouck (1980-83)
4	Craig Hartsburg (1975-78)
5	Adam Foote (1988-91)
10.....	Ron Francis (1980-82)
99.....	Wayne Gretzky (1977-78)

Past 10 Seasons

SEASON	GP	W	L	T	OTL	SOL	PTS	GF	GA	FINISH	PLAYOFFS
2021-22	68	39	22	-	6	1	85	295	246	3rd (West)	2nd Rd. (FLNT)
2019-20	64	29	31	-	3	1	62	253	257	4th (West)	N/A
2018-19	68	44	16	-	7	1	96	292	224	2nd (West)	2nd Rd. (SAG)
2017-18	68	55	7	-	3	3	116	317	186	1st (West)	OHL Final (HAM)
2016-17	68	48	16	-	3	1	100	287	208	1st (West)	2nd Rd. (OS)
2015-16	68	33	27	-	7	1	74	243	233	3rd (West)	2nd Rd. (ER)
2014-15	68	54	12	-	0	2	110	342	196	1st (West)	WC Final (ER)
2013-14	68	44	17	-	2	5	95	267	198	1st (West)	2nd Rd. (ER)
2012-13	68	36	26	-	3	3	78	262	257	2nd (West)	1st Rd. (OS)
2011-12	68	29	33	-	2	4	64	227	272	5th (West)	-
Franchise Totals	3,299	1,613	1,402	174	63	47	3,510	13,532	13,223	Pct. .532	

Greyhounds Records

Season

Team

Most Points	(2017-18)	116
Most Goals	(1980-81)	414
Most Goals Against	(1978-79)	415
Fewest Goals Against	(2007-08)	173

Individual

Most Points	Wayne Gretzky (1977-78)	182
Most Goals	Steve Gatzos (1980-81)	78
Most Assists	Mike Kaszycki (1975-76)	119

Most Points (Def.):	Chris Felix (1984-85)	101
Most Goals (Def.):	Richard Jackman (1997-98)	33
Most Assists (Def.):	Chris Felix (1984-85)	72
	Paul Coffey (1978-79)	72

Most Points (Rookie):	Wayne Gretzky (1977-78)	182
Most Goals (Rookie):	Wayne Gretzky (1977-78)	70
Most Assists (Rookie):	Wayne Gretzky (1977-78)	112

Most Wins:	Matthew Villalta (2017-18)	40
	Brandon Halverson (2014-15)	40
Best GAA:	Matthew Villalta (2016-17)	2.41
Best SV%*:	Matt Murray (2013-14)	.921
Most Shutouts:	Brandon Halverson (2014-15)	6
	Matt Murray (2013-14)	6
Most Minutes Played:	Kyle Gajewski (2005-06)	3709

CAREER

Individual

Most Points:	Wayne Groulx (1981-85)	477
Most Goals:	Wayne Groulx (1981-85)	187
Most Assists:	Wayne Groulx (1981-85)	290
Most Games Played:	Mike Oliverio (1983-88)	314

Most Points (Def.):	Chris Felix (1981-85)	277
Most Goals (Def.):	Chris Felix (1981-85)	79
Most Assists (Def.):	Chris Felix (1981-85)	198
Most Games Played (Def.):	Michael Quesnele (2005-10)	294

Most Wins:	Kyle Gajewski (2004-08)	114
Best GAA:	Matthew Villalta (2016-19)	2.71
Best SV%*:	Ray Emery (1999-2002)	.917
Most Shutouts:	Kyle Gajewski (2004-08)	12
Most Games Played:	Kyle Gajewski (2004-08)	214

Most Coaching Wins:	Terry Crisp (1979-85)	249
---------------------	-----------------------	-----

*- at least 75 career games

Individual Game Records - 2021-22

Most Goals	3
Tye Kartye (Oct. 14, 2021 at Barrie)	
Rory Kerins (Oct. 22, 2021 vs. North Bay)	
Tye Kartye (Apr. 4, 2022 vs. Sarnia)	
Cole MacKay (Apr. 8, 2022 at Sudbury)	

Most Assists	4
Kalvyn Watson (Mar. 18, 2022 at Flint)	
Rory Kerins (Apr. 8, 2022 at Sudbury)	

Most Points	6
Rory Kerins (Oct. 22, 2021 vs. North Bay)	

Most Power-Play Goals	3
Tye Kartye (Oct. 14, 2021 at Barrie)	

Most Shorthanded Goals	1
10 times	

Fastest Opening Goal	0:08
Tye Kartye (Mar. 9, 2022 at Sudbury)	

Fastest Period Goal	0:08
Tye Kartye (Mar. 9, 2022 at Sudbury - 1st Period)	

Fastest Two Goals by One Player	3:22
Rory Kerins (Feb. 18, 2022 at London)	

Fastest Three Goals by One Player	25:34
Tye Kartye (Oct. 14, 2021 at Barrie)	

Longest Point Scoring Streak (Games)	10
Tanner Dickinson (Oct. 8, 2021 to Oct. 29, 2021 - 3G, 11A)	

Longest Goal Scoring Streak (Games)	8
Tye Kartye (Nov. 26, 2021 to Dec. 29, 2021 - 9G, 3A)	

Soo Greyhounds

Head Coach

John Dean

Born: September 27, 1980 -- Don Mills, Ont.

Coaching Record

Year	Club	GP	W	L	OTL	SL	PTS	Finish
2021-22	Soo Greyhounds	68	39	22	6	1	85	3rd (West)
2019-20	Soo Greyhounds	64	29	31	3	1	62	4th (West)
2018-19	Soo Greyhounds	68	44	16	7	1	96	2nd (West)
	OHL Totals	200	112	69	16	3	243	Pct. .608

Coaching History

Abbie Carricato 1972-73 to 1973-74; Angelo Bumbacco 1974-75; Muzz MacPherson 1975-76 to 1976-77; Muzz MacPherson and Paul Theriault 1977-78; Paul Theriault 1978-79; Terry Crisp 1979-80 to 1984-85; Don MacAdam 1985-86; Don Boyd 1986-87 to 1987-88; Don Boyd and Ted Nolan 1988-89; Ted Nolan 1989-90 to 1993-94; Dan Flynn 1994-95; Joe Paterson 1995-96 to 1996-97; Dave Cameron 1997-98 to 1998-99; Paul Theriault 1999-00 to 2000-01; Craig Hartsburg 2001-02; John Vanbiesbrouck and Steve Harrison 2002-03; Marty Abrams 2003-04; Marty Abrams and Craig Hartsburg 2004-05; Craig Hartsburg 2005-06 to 2007-08; Denny Lambert 2008-09 to 2010-11; Mike Stapleton 2011-12; Mike Stapleton and Sheldon Keefe 2012-13; Sheldon Keefe 2013-14 to 2014-15; Drew Bannister 2015-16 to 2017-18; John Dean 2018-19 to date.

2021-22 Team Record

	W	L	OTL	SL
Overall Record:	39	22	6	1
Home Record:	23	9	2	0
Road Record:	16	13	4	1
Overtime Record:	4	7		

vs. Central Division Opponents	13	3	3	0
vs. West Division Opponents	12	11	3	1
vs. Midwest Division Opponents	14	8	0	0

October Record	7	4	0	0
November Record	5	5	0	0
December Record	4	1	2	0
January Record	7	2	1	1
February Record	5	4	2	0
March Record	5	5	1	0
April Record	6	1	0	0

	W	L	OTL	SL
vs. Barrie	2	0	0	0
vs. Erie	1	1	0	0
vs. Flint	3	1	1	0
vs. Guelph	4	2	0	0
vs. Kitchener	5	1	0	0
vs. London	1	3	0	0
vs. North Bay	2	2	2	0
vs. Owen Sound	3	1	0	0
vs. Saginaw	5	3	0	0
vs. Sarnia	3	2	1	0
vs. Sudbury	9	1	1	0
vs. Windsor	1	5	1	1

Past 10 Years at the NHL Draft

RD.	OV.	PLAYER	NHL TEAM
2022			
3	97	McConnell-Barker, Bryce	NY Rangers
7	208	Kudryavtsev, Kirill	Vancouver
2021			
5	143	Holmes, Jacob	Dallas
2020			
2	39	O'Rourke, Ryan	Minnesota
4	99	Pytlík, Jaromír	New Jersey
4	119	Dickinson, Tanner	St. Louis
6	174	Kerins, Rory	Calgary
2019			
5	126	LeGuerrier, Jacob	Montreal
2018			
1	5	Hayton, Barrett	Arizona
1	29	Sandin, Rasmus	Toronto
4	118	Hollowell, Mac	Toronto
2017			
1	27	Frost, Morgan	Philadelphia
2	32	Timmins, Conor	Colorado
3	72	Villalta, Matthew	Los Angeles
2016			
2	44	Katchouk, Boris	Tampa Bay
4	93	Kopacka, Jack	Anaheim
5	141	Gettinger, Tim	NY Rangers
2015			
1	15	Senyshyn, Zachary	Boston
3	67	Speers, Blake	New Jersey
4	97	White, Colton	New Jersey
7	201	Bouramman, Gustav	Minnesota
2014			
1	24	McCann, Jared	Vancouver
2	59	Halverson, Brandon	NY Rangers
4	117	Bunting, Michael	Arizona
7	187	Jenkins, Kyle	Carolina
2013			
1	7	Nurse, Darnell	Edmonton
6	156	Ganly, Tyler	Carolina
7	210	Dempsey, Mitchell	Boston
2012			
3	83	Murray, Matt	Pittsburgh
5	151	Miller, Colin	Los Angeles
7	182	Curcuruto, Gianluca	Columbus

2022 OHL Priority Selection

RD	NO	NAME	2021-22 CLUB	POS	HT	WT	BIRTHDATE
1	16	Brown, Christopher	North York Rangers	C	5.10	156	01/27/2006
2	42	Miller, Landon	Vaughan Kings	G	6.03.5	176	01/03/2006
3	48	McConnell-Barker, Brodie	London Jr. Knights	LD	5.10	161	01/31/2006
3	58	Kostov, Alex	Markham Majors	RW	6.02.25	182	06/03/2006
4	78	Virgilio, Matthew	St. Andrew's College Varsity	RD	5.11	184	03/24/2006
5	92	Vader, Tate	Huron-Perth Lakers	C	5.10.5	184	01/09/2006
5	98	Brentnell, Nate	Richmond Hill Coyotes	C	5.11	144	05/19/2006
6	118	Evans, Spencer	Smiths Falls Bears U18	LD	5.10	160	05/12/2006
7	138	Tavares, Justin	Vaughan Kings	LW	5.09.25	152	03/05/2006
8	158	Shannon, Logan	North Central Predators	LD	6.00	149	10/15/2006
9	178	Russell, Brayden	Hamilton Jr. Bulldogs	RW	6.01	169	02/23/2006
11	218	Nicholson, Aiden	Toronto Nationals	RW	6.00	134	07/17/2006
12	238	Lilja, Elijah	Pittsburgh Penguins Elite 15's	C	5.07.25	134	02/21/2006
13	258	Hunka, Troy	Cleveland Barons 15's	RW	5.08	148	02/06/2006
14	278	Hopley, Andrew	Whitby Wildcats	C	5.06.5	124	07/08/2006
15	298	Roach, Evan	Soo Jr. Greyhounds U18	LD	6.01	163	09/29/2006

Under-18 Priority Selection

1	15	Good, Dustin	Waterloo Wolves	RW	6.00	155	01/01/2005
2	35	Labelle, Caleb	North York Rangers	LD	6.05	205	01/05/2005

CHL Import Draft

1	44	Nordh, Noel	Brynas IFJ18E	RW	6.01	187	01/25/2005
---	----	-------------	---------------	----	------	-----	------------



Bryce McConnell-Barker



Mark Duarte



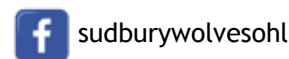
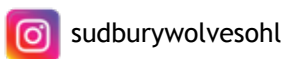
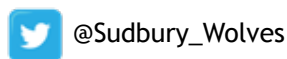
Sudbury Wolves

Sudbury Community Arena • 240 Elgin Street, Sudbury, Ontario, P3E 3N6

Phone: 705-675-3941

Email: office@sudburywolves.com

www.sudburywolves.com



Established 1972



Dario Zulich



Rob Papineau



Derek MacKenzie



Nathan Villeneuve

Team Directory

Owner & Governor	Dario Zulich
Chief Operating Officer	Bob Johnston
Vice-President & General Manager	Rob Papineau
Assistant General Manager	Ken MacKenzie
Senior Advisor	Tony MacDonald
Head Coach	Derek MacKenzie
Assistant Coach	Rick Dorval
Assistant Coach	Gary Ricciardi
Goaltending Coach	Alain Valiquette
Strength Coach	Rick Kilgannon
Skating Coach	Samantha Skene
Athletic Therapist & Equipment Mgr.	Dan Buckland
Assistant Equipment Manager	Brandon Grace
Head Scout	Mike Taylor
Scouts	Chris McCleary, Jeff Ricciardi, Jason Spencer, Jerrett DeFazio, Ryan Yessie, Phil Ryan, Denny Lambert, Mike Parson
Sales Manager	Marett McCulloch
Marketing Manager	Miranda Boivin
Accounting Manager	Jordan Mazzuca
Marketing & Communication Coordinator	Emmah Cacciotti
Event Operations & Merchandise Mgr	Brad Pappano
Assistant Manager, Event Operations	Victoria Pappano
Assistant Merchandising Manager	Vincze Paparo
Sales & Marketing	Curtis Hall
Account Executive	Mark Dozzi
Account Executive	Dave Hysen
Executive Assistant	Monique Johnson
Group Sales & Ticket Representative	Chelsea Parent
Suites Manager	Andrea Zulich
Lead In-Game Producer	Paul Hamilton
Audio/Video Producer	Noah Vout
Player Education Director	Gord Ewin
Player Liaison Officer	Cst. Matt Hall
Security/Safety Advisor	Rick Waugh
Team Chaplain	Sean Morton
Team Doctor	Dr. Chris Trebb
Team Doctor	Dr. Stefan Siedlikowski
Team Specialist	Dr. Stan Tubin
Team Dentist	Dr. Scott Keenan
Concussion Team Doctor/Medical Director	Dr. Tara Baldisera
Concussion Team Chiropractor	Dr. Jairus Quesnele
Concussion Case Manager/Rehabilitation	Shannon Kenrick-Rochon NP

Team Information

Team Colours	Blue, White & Grey
Home Arena	Sudbury Community Arena
Capacity	4,854
Dimensions	200' x 85'
Box Office Phone	705-671-3000
Press Box Location	North Side
Arena Manager	Jody Cameron
Affiliated Team	Espanola Paper Kings
General Manager	Marc Gagnon

Retired Jersey Numbers

6	Randy Carlyle (1973-76)
8	Rod Schutt (1973-76)
10	Ron Duguay (1973-77)
15	Dale Hunter (1978-80)
17	Mike Foligno (1975-79)

Sudbury Wolves

Complete franchise records on pg. 160

Past 10 Seasons

SEASON	GP	W	L	T	OTL	SOL	PTS	GF	GA	FINISH	PLAYOFFS
2021-22	68	23	38	-	3	4	53	223	297	4th (Central)	-
2019-20	63	34	27	-	1	1	70	259	240	1st (Central)	N/A
2018-19	68	43	20	-	3	2	91	254	206	2nd (Central)	2nd Rd. (OTT)
2017-18	68	17	42	-	9	0	43	197	291	5th (Central)	-
2016-17	68	27	34	-	7	0	61	207	265	2nd (Central)	1st Rd. (OSH)
2015-16	68	16	46	-	5	1	38	183	328	5th (Central)	-
2014-15	68	12	54	-	1	1	26	149	323	5th (Central)	-
2013-14	68	33	24	-	3	8	77	219	228	3rd (Central)	1st Rd. (BAR)
2012-13	68	29	27	-	5	7	70	214	234	3rd (Central)	2nd Rd. (BELV)
2011-12	68	36	26	-	4	2	78	242	240	4th (Central)	1st Rd. (BRA)
Wolves Totals	3,298	1,347	1,648	175	79	49	2,997	12,526	14,199	Pct. .454	

Wolves Records

Season

Team		
Most Points	(1975-76)	102
Most Goals	(1978-79)	397
Most Goals Against	(1983-84)	427
Fewest Goals Against	(2004-05)	185

Individual

Most Points	Mike Foligno (1978-79)	150
Most Goals	Rod Schutt (1975-76)	72
Most Assists	Ron Duguay (1975-76)	92
Most Points (Def.):	Jamie Rivers (1993-94)	121
Most Goals (Def.):	Jamie Rivers (1993-94)	32
	John Baby (1976-77)	32
Most Assists (Def.):	Jamie Rivers (1993-94)	89
Most Points (Rookie):	Pat Verbeek (1981-82)	88
Most Goals (Rookie):	Craig Duncanson (1983-84)	38
Most Assists (Rookie):	Derek Armstrong (1991-92)	54
Most Wins:	Jim Bedard (1975-76)	40
Best GAA:	Ukko-Pekka Luukkonen (2018-19)	2.50
Best SV%:	Ukko-Pekka Luukkonen (2018-19)	.920
Most Shutouts:	Ukko-Pekka Luukkonen (2018-19)	6
Most Minutes Played:	Kevin Beech (2005-06)	3690

CAREER

Individual

Most Points:	Jamie Matthews (1989-94)	369
Most Goals:	Norm Milley (1996-00)	167
Most Assists:	Jamie Matthews (1989-94)	249
Most Games Played:	Macauley Carson (2015-20)	304
Most Points (Def.):	Jamie Rivers (1991-95)	257
Most Goals (Def.):	Jeff Brown (1982-86)	64
Most Assists (Def.):	Jamie Rivers (1991-95)	201
Most Games Played (Def.):	Ryan Hastings (2001-06)	295
Most Wins:	Jim Bedard (1973-76)	73
Best GAA:	Ukko-Pekka Luukkonen (2018-19)	2.50
Best SV%:	Ukko-Pekka Luukkonen (2018-19)	.920
Most Shutouts:	Ukko-Pekka Luukkonen (2018-19)	6
	Franky Palazzese (2012-14)	6
	Patrick Ehelechner (2003-05)	6
	Mike Smith (2000-02)	6
Most Games Played:	Mike Sands (1980-83)	146
Most Coaching Wins:	Mike Foligno (2003-10)	185

Individual Game Records - 2021-22

Most Goals	David Goyette (Jan. 14, 2022 at Kingston)	4
Most Assists	Kocha Delic (Jan. 14, 2022 at Kingston)	4
Most Points	Jack Thompson (Oct. 9, 2021 at Sault Ste. Marie)	4
	Kocha Delic (Jan. 14, 2022 at Kingston)	
	David Goyette (Jan. 14, 2022 at Kingston)	
	Jacob Holmes (Feb. 17, 2022 vs. Peterborough)	
	David Goyette (Feb. 25, 2022 vs. Barrie)	
Most Power-Play Goals	David Goyette (Apr. 3, 2022 at Mississauga)	2
Most Shorthanded Goals	7 times	1
Fastest Opening Goal	Liam Ross (Oct. 8, 2021 vs. Peterborough)	1:02
Fastest Period Goal	Dylan Robinson (Nov. 12, 2021 vs. North Bay)	0:14
Fastest Two Goals by One Player	Liam Ross (Oct. 8, 2021 vs. Peterborough)	1:35
Fastest Three Goals by One Player	David Goyette (Jan. 14, 2022 at Kingston)	16:03
Longest Point Scoring Streak (Games)	David Goyette (Feb. 23, 2022 to Mar. 25, 2022 - 9G, 12A)	13
Longest Goal Scoring Streak (Games)	Chase Stillman (Oct. 17, 2021 to Nov. 6, 2021 - 6G, 2A)	5

Sudbury Wolves

Head Coach

Derek MacKenzie

Born: June 11, 1981 -- Sudbury, Ont.

Coaching Record

Year	Club	GP	W	L	OTL	SL	PTS	Finish
No OHL Coaching Record								

Coaching History

Barry MacKenzie, Larry Rubic and Trevor Boyce 1972-73; Mac MacLean 1973-74; Stu Duncan 1974-75; Jerry Toppazzini 1975-76 to 1976-77; Marcel Clements and Andy Laing 1977-78; Andy Laing 1978-79 to 1980-81; Joe Drago 1981-82; Ken Gratton, Marcel Clements and Bill Harris 1982-83; Bill Harris and Andy Spruce 1983-84; Andy Spruce 1984-85; Bob Strumm and Wayne Maxner 1985-86; Guy Blanchard 1986-87; John Wallin and Ken MacKenzie 1987-88; Ken MacKenzie 1988-89 to 1991-92; Glenn Merkosky 1992-93 to 1994-95; Glenn Merkosky and Todd Lalonde 1995-96; Todd Lalonde 1996-97; Todd Lalonde and Tom Watt 1997-98; Reg Higgs 1998-99; Bert Templeton 1999-00 to 2002-03; Mike Foligno 2003-04 to 2008-09; Bryan Verrault and Mike Foligno 2009-10, Trent Cull 2010-11 to 2012-13; Paul Fixter 2013-14 to 2014-15; David Matsos 2015-16 to 2016-17; Cory Stillman 2017-18 to 2019-20; Craig Duncanson 2021-22; Craig Duncanson, Ken MacKenzie and Derek MacKenzie 2022-23.

2021-22 Team Record

	W	L	OTL	SL
Overall Record:	23	38	3	4
Home Record:	14	17	1	2
Road Record:	9	21	2	2
Overtime Record:	3	5		
vs. East Division Opponents	9	10	0	1
vs. Central Division Opponents	12	21	1	3
vs. West Division Opponents	2	7	2	0
October Record	4	6	1	0
November Record	4	7	0	0
December Record	0	1	1	0
January Record	5	8	1	1
February Record	5	5	0	1
March Record	4	6	0	1
April Record	1	5	0	1
	W	L	OTL	SL
vs. Barrie	3	6	0	0
vs. Hamilton	2	2	0	0
vs. Kingston	2	2	0	0
vs. Mississauga	3	4	1	0
vs. Niagara	3	2	0	3
vs. North Bay	3	9	0	0
vs. Oshawa	1	3	0	0
vs. Ottawa	1	2	0	1
vs. Peterborough	3	1	0	0
vs. Soo	2	7	2	0

Past 10 Years at the NHL Draft

RD.	OV.	PLAYER	NHL TEAM
2022			
2	61	Goyette, David	Seattle
6	167	Collins, Nolan	Pittsburgh
2021			
1	29	Stillman, Chase	New Jersey
2020			
1	2	Byfield, Quinton	Los Angeles
3	93	Thompson, Jack	Tampa Bay
5	141	Phillips, Isaak	Chicago
2019			
6	183	Murray, Blake	Carolina
2016			
6	160	Pezetta, Michael	Montreal
7	196	Sokolov, Dmitry	Minnesota
2015			
3	63	Capobianco, Kyle	Arizona
5	134	Schmalz, Matt	Los Angeles
2013			
3	69	Baptiste, Nick	Buffalo
7	191	Kubalik, Dominik	Los Angeles

2022 OHL Priority Selection

RD	NO	NAME	2021-22 CLUB	POS	HT	WT	BIRTHDATE
1	3	Villeneuve, Nathan	Navan Grads U18	C	6.00	183	04/13/2006
2	28	Walton, Kieron	North York Rangers	LW	6.05	203	04/22/2006
2	43	Gaulton, Drew	Markham Majors	G	6.01.5	186	04/07/2006
4	82	Walton, Conor	North York Rangers	LD	6.03.25	186	04/22/2006
5	86	Protz, Owen	Ottawa Senators U18	LD	6.00	200	02/07/2006
6	106	Wassink, Brady	Mississauga Senators	LD	6.00	147	10/24/2006
7	126	Huynh, Justin	Mississauga Senators	RD	5.09.5	199	01/20/2006
8	163	Lisle, Quinten	Mississauga Senators	RW	5.10.5	156	07/04/2006
9	166	Colosimo, Joshua	Toronto Jr. Canadiens	C	6.01	164	01/13/2006
10	186	McCharles, Marshall	North Bay Trappers	LW	6.00	178	11/23/2006
11	206	Bruce, Braydon	Markham Majors	RD	6.04	177	05/11/2006
12	226	Wright, Blake	Clarington Toros	C	5.08	138	05/08/2006
13	246	Marshall, Finn	North York Rangers	G	6.00.5	156	01/13/2006
14	266	Pardue, Charles	Chicago Mission 15's	C	5.08.25	151	01/05/2006

Under-18 Priority Selection

1	3	Krawchuk, Nate	Thunder Bay Kings	G	5.11.5	148	07/04/2005
2	23	Moors, Kent	Renfrew Wolves	C	5.10	168	03/19/2005
3	42	Seguin, Justin	Navan Grads	RD	6.02	185	06/10/2005

CHL Import Draft

1	8	Chromiak, Jakub	Trencin Dukla HK	RD	5.10	168	11/02/2005
2	68	Dvorsky, Dalibor	AIK IF Jr.	C	6.01	190	06/15/2005



David Goyette



Quentin Musty



Windsor Spitfires

Windsor Family Credit Union Centre • 8787 McHugh St., Windsor, Ontario, N8S 0A1

Phone: 519-254-9256

Email: frontoffice@windsorspitfires.com

www.windsorspitfires.com



*Established 1975 / J. Ross Robertson Cup Champions 1988, 2009, 2010
Memorial Cup Champions 2009, 2010, 2017*



John Savage



Bill Bowler



Marc Savard



Anthony Cristoforo

Team Directory

Owner, President & Governor	John Savage
Owner	Stephen Savage
Owner	Brian Schwab
Vice-President Hockey Ops. & GM.....	Bill Bowler
Head Coach	Marc Savard
Associate Coach & Dir. of Player Personnel	Jerrold Smith
Assistant Coach.....	Andy Delmore
Goaltending Coach.....	Michael Leighton
Video Coach & Analytics Coach	Johnathan Moran
Skating Coach.....	Kathy McLlwain
Culture/High Performance Coach	Brian O'Reilly
Athletic Therapist.....	Aaron English
Equipment Manager	J.R. Grant
Director of Scouting & Hockey Ops.....	Frank Evola
Scouts.....	Larry Gertsakis, Mike Glover, Matt Hogan, Brian McLaughlin
.....	Jim Krantz, Andrew Sykes, Jordan Hampton
Chief Financial Officer	Ken Pretti
Director of Business Operations	Steve Horne
Director of Sales	Shannon Ricker
Manager of Fan Development	Dwain Lewis
Manager of Special Events.....	Brad Dureno
Office Manager	Livia Eaton
Merchandise Manager	Andrea Eidukas-Mooney
Design & Content Coordinator	Remo Agostino
Communications & Media Coordinator.....	Nick Welsh
Mgr. of Activations, Coord. of Corp. Partnerships.....	Amanda Purdie
Ticket Account Manager	Ciara LeBoeuf
Corporate Account Manager	Chris Cascio
Sales Assistant	Stephanie Wright
Accounting Assistant.....	Jessica Hocko
Graphic Support	Katrina Lauzon
Academic Advisors	John Laporte, Danielle Chevalier
Billet Coordinator	Cathi Baillie
Prevention Officer	Rick Derus
Team Chaplain	Dave Bretzlaff
Team Physicians	Dr. Roy Diklich, Dr. Bob McKay,
Team Psychologist	Dr. Jay McGrory
Team Dentist.....	Dr. Roger Shaban
Oral Surgeon.....	Dr. Richard Stapleford
Orthopedic Surgeon	Dr. Gregory Jasey

Team Information

Team Colours	Blue, Red & White
Home Arena.....	WFCU Centre
Capacity	6,450
Dimensions	200' x 85'
Box Office Phone	519-254-5000
Arena Phone	519-974-7979
Arena Manager	Cory Elliott
Press Box Location	3rd Level, East End
Affiliated Team	LaSalle Vipers Jr. B
General Manager	John Nelson

Retired Jersey Numbers

1	Glenn Hall (1949-51)
4	Taylor Hall (2007-10)
6	Ryan Ellis (2007-11)
9	Adam Graves (1985-88)
9	Bill Bowler (1991-95)
14.....	Adam Henrique (2006-10)
14.....	Ed Jovanovski (1993-95)
14.....	Steve Ott (1999-2002)
18.....	Mickey Renaud (2005-08)
23.....	Scott Miller (1972-76)

Honoured Jersey Numbers

4	Marcel Pronovost (1947-48)
6	Joel Quenneville (1975-78)
11.....	Gordon Haidy (1944-48)

Past 10 Seasons

SEASON	GP	W	L	T	OTL	SOL	PTS	GF	GA	FINISH	PLAYOFFS
2021-22	68	44	17	-	4	3	95	305	248	1st (West)	OHL Final (HAM)
2019-20	62	34	20	-	8	0	76	256	233	3rd (West)	N/A
2018-19	68	25	33	-	5	5	60	216	257	4th (West)	1st Rd. (LDN)
2017-18	68	32	30	-	4	2	70	214	224	3rd (West)	1st Rd. (SAR)
2016-17	68	41	19	-	5	3	90	232	185	2nd (West)	1st Rd. (LDN)
2015-16	68	40	21	-	6	1	87	253	200	2nd (West)	1st Rd. (KIT)
2014-15	68	24	40	-	2	2	52	223	305	5th (West)	-
2013-14	68	37	28	-	3	0	77	249	235	2nd (West)	1st Rd. (LDN)
2012-13	68	26	33	-	3	6	61	212	278	5th (West)	-
2011-12	68	29	32	-	5	2	65	213	258	4th (West)	1st Rd. (LDN)
Franchise Totals	3,094	1,419	1,404	137	87	47	3,109	12,258	12,836	Pct. .502	

Spitfires Records

Season

Team		
Most Points	(2008-09)	115
Most Goals	(1987-88)	396
Most Goals Against	(1975-76)	470
Fewest Goals Against	(2008-09)	171

Individual

Most Points	Ernie Godden (1980-81)	153
Most Goals	Ernie Godden (1980-81)	87
Most Assists	Bill Bowler (1994-95)	102
Most Points (Def.):	Joel Quenneville (1977-78)	103
Most Goals (Def.):	Joel Quenneville (1977-78)	27
Most Assists (Def.):	Jason York (1990-91)	80
Most Points (Rookie):	Cory Stillman (1990-91)	101
Most Goals (Rookie):	Taylor Hall (2007-08)	45
Most Assists (Rookie):	Cory Stillman (1990-91)	70
Most Wins:	Andrew Engelage (2008-09)	46
Best GAA:	Michael DiPietro (2016-17)	2.35
	Andrew Engelage (2008-09)	2.35
Best SV%:	Ryan Aschaber (2002-03)*	.918
Most Shutouts:	Michael DiPietro (2017-18)	7
Most Minutes Played:	Shawn MacKenzie (1980-81)	3540

*At least 1500 minutes played

CAREER

Individual

Most Points:	Bill Bowler (1991-95)	467
Most Goals:	Ernie Godden (1978-81)	152
Most Assists:	Bill Bowler (1991-95)	318
Most Games Played:	Luke Boka (2015-20)	313
Most Points (Def.):	Ryan Ellis (2007-11)	314
Most Goals (Def.):	Ryan Ellis (2007-11)	73
Most Assists (Def.):	Ryan Ellis (2007-11)	241
Most Games Played (Def.):	Craig Mahon (1997-02)	300
Most Wins:	Michael DiPietro (2015-19)	86
Best GAA:	Michael DiPietro (2015-19)	2.52
Best SV%:	Michael DiPietro (2015-19)	.914
Most Shutouts:	Michael DiPietro (2015-19)	16
Most Games Played:	Michael DiPietro (2015-19)	157
Most Coaching Wins:	Bob Boughner (2006-10, 2011-15)	282

Individual Game Records - 2021-22

Most Goals	3
7 times	
Most Assists	4
Wyatt Johnston (Dec. 3, 2021 at Sarnia)	
Most Points	6
Wyatt Johnston (Dec. 3, 2021 at Sarnia)	
Most Power-Play Goals	2
8 times	
Most Shorthanded Goals	1
8 times	
Fastest Opening Goal	0:15
Will Cuyllle (Mar. 16, 2022 at Owen Sound)	
Fastest Period Goal	0:14
Will Cuyllle (Oct. 8, 2021 at Sarnia - Overtime)	
Fastest Two Goals by One Player	2:42
Matthew Maggio (Jan. 27, 2022 vs. Sarnia)	
Fastest Three Goals by One Player	20:48
Louka Henault (Oct. 21, 2021 vs. Owen Sound)	
Longest Point Scoring Streak (Games)	14
Wyatt Johnston (Oct. 28, 2021 to Dec. 3, 2021 - 10G, 20A)	
Longest Goal Scoring Streak (Games)	7
Wyatt Johnston (Dec. 10, 2021 to Jan. 9, 2022 - 7G, 11A)	
Daniel D'Amico (Mar. 16, 2022 to Mar. 27, 2022 - 11G, 2A)	

Windsor Spitfires

Head Coach

Marc Savard

Born: July 17, 1977 -- Ottawa, Ont.

Coaching Record

Year	Club	GP	W	L	OTL	SL	PTS	Finish
2021-22	Windsor Spitfires	68	44	17	4	3	95	1st West

Coaching History

Doug Johnston and Wayne Maxner 1975-76; Wayne Maxner 1976-77 to 1979-80; Ron Harris and Ron Carroll 1980-81; Marcel Pronovost 1981-82; Marcel Pronovost, Doug Imrie and John Becanic 1982-83; Bob Boucher, Terry McDonnell and Wayne Maxner 1983-84; Mark Craig 1984-85; Tom Webster 1985-86; Tom Webster, Jim Rutherford and Tony MacDonald 1986-87; Tom Webster 1987-88 to 1988-89, Brad Smith 1989-90 to 1990-91; Brad Smith, Wayne Maxner and Dave Prpich 1991-92; Wayne Maxner and Kevin McIntosh 1992-93; Shane Parker 1993-94; Mike Kelly 1994-95; Mike Kelly and Paul Gillis 1995-96; Paul Gillis 1996-97; Vern Stenlund, Dave Prpich and Tony Curtale 1997-98; Tony Curtale and Dave Prpich 1998-99; Tom Webster 1999-00 to 2001-02; Tom Webster and Mike Kelly 2002-03; Steve Smith and Mike Kelly 2003-04; Mike Kelly and Dave Prpich 2004-05; Moe Mantha, Bill Bowler and D.J. Smith 2005-06; Bob Boughner 2006-07 to 2009-10, Bob Jones 2010-11; Bob Boughner 2011-12 to 2014-15; Rocky Thompson 2015-16 to 2016-17; Trevor Letowski 2017-18 to 2019-20; Marc Savard 2021-22 to present.

2021-22 Team Record

	W	L	OTL	SL
Overall Record:	44	17	4	3
Home Record:	25	7	1	1
Road Record:	19	10	3	2
Overtime Record:	7	6		
vs. West Division Opponents	25	6	1	1
vs. Midwest Division Opponents	19	11	3	2
October Record	3	4	0	2
November Record	5	4	1	0
December Record	6	1	1	0
January Record	6	2	0	0
February Record	7	3	0	1
March Record	12	2	1	0
April Record	5	1	1	0
	W	L	OTL	SL
vs. Erie	2	2	2	0
vs. Flint	7	0	0	1
vs. Guelph	5	2	0	0
vs. Kitchener	4	3	0	1
vs. London	3	3	1	1
vs. Owen Sound	5	1	0	0
vs. Saginaw	5	1	1	0
vs. Sarnia	6	4	0	0
vs. Soo	7	1	0	0

Past 10 Years at the NHL Draft

RD.	OV.	PLAYER	NHL TEAM
2022			
5	142	Maggio, Matthew	NY Islanders
2021			
1	23	Johnston, Wyatt	Dallas
6	166	Zito, Pasquale	Detroit
2020			
2	60	Cuyllle, Will	NY Rangers
3	75	Foudy, Jean-Luc	Colorado
2019			
7	212	Angle, Tyler	Columbus
2018			
4	106	Douglas, Curtis	Dallas
5	154	Corcoran, Connor	Vegas
2017			
1	11	Vilardi, Gabriel	Los Angeles
3	64	DiPietro, Michael	Vancouver
2016			
1	9	Sergachev, Mikhail	Montreal
1	11	Brown, Logan	Ottawa
1	18	Stanley, Logan	Winnipeg
2014			
1	28	Ho-Sang, Josh	NY Islanders
6	170	DiGiacinto, Cristiano	Tampa Bay
7	195	Sanvido, Patrick	Dallas
2013			
1	19	Rychel, Kerby	Columbus
2012			
3	90	Johnson, Ben	New Jersey
4	94	Vail, Brady	Montreal
5	132	Clarke, Michael	Colorado
7	211	Ebert, Nick	Los Angeles

2022 OHL Priority Selection

RD	NO	NAME	2021-22 CLUB	POS	HT	WT	BIRTHDATE
1	22	Cristoforo, Anthony	Toronto Jr. Canadiens	RD	5.10.25	173	02/23/2006
2	34	Greentree, Liam	Markham Majors	RW	6.01.25	195	01/01/2006
3	62	Spellacy, A.J.	Cleveland Barons 15's	C	6.02	182	02/24/2006
4	65	Davis, Cole	York-Simcoe Express	LW	5.08.75	151	06/22/2006
6	107	Froggett, Carter	Elgin-Middlesex Chiefs	G	6.02	186	04/07/2006
6	122	Dean, Jack	Markham Majors	LW	5.09.75	191	03/28/2006
7	142	O'Dell, Trevor	Toronto Nationals	LD	6.02	148	07/17/2006
8	162	English, Jacob	North Central Predators	LD	6.01	156	05/14/2006
9	182	DeLaurentis, Joseph	Westchester Express 15's	C	6.00	160	05/16/2006
10	202	Woodall, Carson	Toronto Marlboros	LD	5.09.5	160	05/25/2006
11	222	Frasca, Paolo	Toronto Jr. Canadiens	G	5.09	204	09/03/2006
12	242	Bowler, Caeleb	Huron-Perth Lakers	RW	5.10.25	184	07/06/2006
13	262	Sofikitis, Evan	Detroit Little Caesars 15's	RD	5.05.5	160	12/02/2006
14	282	Evans, Gage	Soo Jr. Greyhounds U18	LD	6.03	187	06/30/2006
15	286	Gaymes, Nathan	Don Mills Flyers	RW	5.11.25	162	02/03/2006

Under-18 Priority Selection

1	19	Eke, Cameron	Niagara North Stars	LD	6.01	168	04/23/2005
2	39	Altman, Tre	Windsor Jr. Spitfires	G	5.10	161	11/11/2005
3	51	Stewart, Alec	Mississauga Reps	C	5.10.5	166	04/02/2005

CHL Import Draft

1	56	Hebek, Tomas	Dynamo Pardubice Jr.	LD	6.04	187	02/12/2004
---	----	--------------	----------------------	----	------	-----	------------



Matthew Maggio



Ryan Abraham

OHL Officiating Team

Director of Officiating
Conrad Haché

Director of Administration
Herb Morell

Officiating Managers
Brad Beer
Ken Cox
Greg Devorski
Greg Kimmerly
Ken Miller
Scott Oakman

REFEREES

NO.	NAME	SEASONS	AS REFEREE
2	Wilmetts, Andrew	3	3
3	Harrison, Ryan	6	6
4	Hennigan, Jack	1	1
5	Faist, Jason	16	14
6	Brennan, Hillary	1	1
8	Hamilton, Mike	11	7
9	Elbers, Ryan	5	5
10	Kimmerly, Sean	1	1
11	Schreider, Brendan	2	1
13	Hiff, Stephen	2	2
14	Ferreira, Chris	6	6
15	Neely, Aaron	8	6
16	Lewis, Dave	13	11
17	Wilmot, Jesse	14	8
18	Shaw, Tyler	3	1
19	Emerson, Danny	2	2
20	Hutchison, Ryan	15	13
21	Jackson, Drew	15	4
22	Coulombe, Brent	9	9
23	Stewart, Tyson	3	3
24	Scott, Matt	3	3
25	Monette, Joe	15	12
26	Reid, Sean	23	19
27	Bet, Nick	7	2
28	Beer, Blake	3	1
29	Ross, Alex	7	4
30	Chapman, Chris	6	2
31	Marley, Mike	15	15
32	Wilson, Ben	14	12
33	Nichol, Mac	5	4
34	Cairns, Mike	13	13
35	Ferguson, Scott	15	15
36	Jenken, Ryan	4	4
37	Tapper, Anthony	5	4
38	Burchell, Darcy	15	15
39	Senuk, Lacey	1	1
40	Myers, Pat	11	11
55	Kane, Brendan	3	2

NO.	NAME	SEASONS
41	Johnstone, Michael	6
42	Hiebert, Jared	3
43	Weier, Chris	2
44	Brass, Riley	1
45	Pye, Luke	1
46	Lamothe, Jacob	1
47	McArthur, Kevin	7
48	Schmidt, Alex	3
49	Harris, Adam	11
49	Lizotte, Marco	4
50	Todd, Justine	1
51	Boulby, Matt	1
52	Menard, J.F.	11
53	Dykeman, Will	5
54	Policicchio, Marcus	9
56	Jackson, Corey	1
57	Hurtubise, Jordan	2
58	Herrington, Justin	9
59	Rodgers, Kyle	3
60	Millen, Charlie	2
61	Hastings, Kevin	23
62	Rutherford, Geoff	21
63	Milne, David	6
64	Perry, Brock	1
65	Wilson, Scott	12
66	Flood, Kyle	8
67	Elford, David	1
68	McCrank, Dustin	14
70	Pare, Kurtis	2
71	Jolley, Josh	5
72	Knox, Spencer	2
73	Arcan, Nick	2
74	Miller, Troy	18
75	Horan, Brad	6
76	Long, Darren	4
76	Welsh, Kirsten	2
77	Grougrou, Andre	4
78	Auger, Justin	1
79	Joubert, Alex	1
80	Noble, Justin	4
81	Reed, Scott	6
82	Cadwell, Ryan	3
83	Card, Ryan	10
84	Ingalls, Chad	1
85	Lamoureux, William	1
86	Ouellette, Zach	2
87	Giesler, Charlie	1
88	Houslander, Joshua	8
89	James, Garrett	1
90	Rush, Ian	1
91	Birkhoff, Brian	1
92	Burton, Jarrett	1
93	Peacock, Tristan	3
94	Burnett, Adam	1
95	Oliver, Shawn	3
95	King, Raymond	17
96	Pfohl, Dave	19
97	Gagne, Zach	2
98	Lawson, Scott	9

2021-22 Regular Season Standings

EASTERN CONFERENCE

EAST DIVISION

	GP	W	L	OTL	SOL	PTS	PCT	GF	GA
Hamilton Bulldogs	68	51	12	3	2	107	.787	300	176
Kingston Frontenacs	68	41	22	4	1	87	.640	285	242
Oshawa Generals	68	30	31	2	5	67	.493	215	240
Ottawa 67's	68	28	31	2	7	65	.478	199	250
Peterborough Petes	68	29	33	5	1	64	.471	240	281

CENTRAL DIVISION

North Bay Battalion	68	43	18	3	4	93	.684	267	198
Mississauga Steelheads	68	37	23	2	6	82	.603	229	189
Barrie Colts	68	34	27	6	1	75	.551	245	236
Sudbury Wolves	68	23	38	3	4	53	.390	223	297
Niagara IceDogs	68	22	42	3	1	48	.353	218	316

WESTERN CONFERENCE

MIDWEST DIVISION

	GP	W	L	OTL	SOL	PTS	PCT	GF	GA
London Knights	68	39	22	5	2	85	.625	264	232
Guelph Storm	68	36	24	5	3	80	.588	251	228
Owen Sound Attack	68	34	26	5	3	76	.559	235	245
Kitchener Rangers	68	30	31	5	2	67	.493	236	271
Erie Otters	68	27	37	2	2	58	.426	223	267

WEST DIVISION

Windsor Spitfires	68	44	17	4	3	95	.699	305	248
Flint Firebirds	68	42	21	1	4	89	.654	286	238
Soo Greyhounds	68	39	22	6	1	85	.625	295	246
Sarnia Sting	68	27	36	4	1	59	.434	234	279
Saginaw Spirit	68	24	43	1	0	49	.360	234	305

Leading Scorers

PLAYER, CLUB	GP	G	A	PTS	+/-	PIM	PPG	SHG
Wyatt Johnston, WSR	68	46	78	124	29	26	12	3
Rory Kerins, SOO	67	43	75	118	14	49	12	0
Lucas Edmonds, KGN	68	34	79	113	29	14	9	2
Luke Evangelista, LDN	68	55	56	111	29	48	8	5
Brandon Coe, NB	62	34	67	101	33	40	8	0
Logan Morrison, HAM	60	34	66	100	44	8	6	0
Brennan Othmann, FLNT	66	50	47	97	17	65	13	4
Shane Wright, KGN	63	32	62	94	23	22	8	1
Matvey Petrov, NB	63	40	50	90	32	28	10	0
Mitchell Russell, NB	64	41	47	88	33	26	13	3
Jordan Frasca, KGN	61	42	45	87	31	30	17	3
Martin Chromiak, KGN	60	44	42	86	15	8	10	1
Ty Tullio, OSH	65	42	44	86	-16	62	14	0
Emmett Sproule, PBO	65	30	56	86	1	25	6	4
Matthew Maggio, WSR	66	38	47	85	28	22	10	0
Antonio Stranges, LDN	60	31	53	84	7	6	10	0
Tucker Robertson, PBO	68	41	40	81	-12	48	9	8
Will Cuyllle, WSR	59	43	37	80	22	48	13	2
Ty Voit, SAR	67	26	54	80	-9	10	6	1
Tye Kartye, SOO	63	45	34	79	21	57	23	2
Avery Hayes, HAM	66	41	38	79	43	37	12	3
James Hardie, MISS	68	41	36	77	14	31	13	2
Sasha Pastujov, GUE	65	34	42	76	-12	33	10	0
Luca Del Bel Belluz, MISS	68	30	46	76	23	28	12	2
Cole MacKay, SOO	61	28	47	75	14	35	8	3

Departmental Leaders

GOALS

PLAYER, TEAM	GP	G
Luke Evangelista, LDN	62	55
Brennan Othmann, FLNT	66	50
Wyatt Johnston, WSR	68	46
Tye Kartye, SOO	63	45
Martin Chromiak, KGN	60	44
Rory Kerins, SOO	67	43
Will Cuyllle, WSR	59	43
Jordan Frasca, KGN	61	42
Ty Tullio, OSH	65	42

ASSISTS

PLAYER, TEAM	GP	A
Lucas Edmonds, KGN	68	79
Wyatt Johnston, WSR	68	78
Rory Kerins, SOO	67	75
Brandon Coe, NB	62	67
Logan Morrison, HAM	60	66
Shane Wright, KGN	63	62
Louka Henault, WSR	63	57
Luke Evangelista, LDN	62	56
Emmett Sproule, PBO	65	56
Ty Voit, SAR	67	54

POWERPLAY GOALS

PLAYER, TEAM	GP	PP
Tye Kartye, SOO	63	23
Jordan Frasca, KGN	61	17
Jan Mysak, HAM	61	15
Ty Tullio, OSH	65	14
Danil Gushchin, NIAG	51	13
Will Cuyllle, WSR	59	13
Mitchell Russell, NB	64	13
Brennan Othmann, FLNT	66	13
James Hardie, MISS	68	13

SHORTHANDED GOALS

PLAYER, TEAM	GP	SH
Tucker Robertson, PBO	68	8
Josh Bloom, SAG	67	7
Luke Evangelista, LDN	62	5
Daniel D'Amato, ER	63	5
Mike Petizian, KIT	68	5
Ethan Hay, FLNT*	59	4
Emmett Sproule, PBO	65	4
Brennan Othmann, FLNT	66	4

GAME WINNING GOALS

PLAYER, TEAM	GP	GW
Will Cuyllle, WSR	59	9
Tye Kartye, SOO	63	9
Joe Carroll, PBO	56	8
Brandon Coe, NB	62	8
Matthew Maggio, WSR	66	8
Rory Kerins, SOO	67	8
Luca Del Bel Belluz, MISS	68	8
James Hardie, MISS	68	8

PLUS-MINUS

PLAYER, TEAM	GP	+/-
Ryan Humphrey, HAM	68	49
Arber Xhekaj, HAM	51	44
Logan Morrison, HAM	60	44
Avery Hayes, HAM	66	43
Nathan Staios, HAM	59	40
Ryan Winterton, HAM	37	35
Gavin White, HAM	66	35
George Diaco, HAM	68	35
Ethan Del Mastro, MISS	68	34
Artem Grushnikov, HAM	56	33
Brandon Coe, NB	62	33
Mitchell Russell, NB	64	33

* - denotes rookie

Rookie Leaders

PLAYER, CLUB	GP	G	A	PTS	+/-	PIM	PPG	SHG
David Goyette, SBY	66	33	40	73	-6	33	6	0
Cedrick Guindon, OS	68	30	29	59	11	16	4	2
Servac Petrovsky, OS	65	28	26	54	6	28	9	3
Matyas Sapovaliv, SAG	68	18	34	52	-18	26	7	2
Owen Beck, MISS	68	21	30	51	17	14	5	1
Ty Nelson, NB*	66	9	42	51	24	39	4	0
Matthew Poitras, GUE	68	21	29	50	5	58	5	0
Evan Konyen, SBY	66	16	34	50	-3	35	5	0
Bryce McConnell-Barker, SOO	68	23	26	49	1	14	7	0
Gavin Hayes, FLNT	65	19	30	49	8	18	3	0

* - denotes defenceman

Leading Defencemen

PLAYER, CLUB	GP	G	A	PTS	+/-	PIM	PPG	SHG
Nathan Staios, HAM	59	15	51	66	40	76	7	0
Louka Henault, WSR	63	8	57	65	14	56	2	0
Pavel Mintyukov, SAG	67	17	45	62	-14	28	2	3
Christian Kyrrou, ER	68	18	42	60	-3	44	2	1
Brandt Clarke, BAR	55	11	48	59	11	29	4	0
Jack Thompson, SOO	65	21	36	57	2	34	7	1
Robert Calisti, SOO	66	21	36	57	16	59	6	2
Gavin White, HAM	66	10	46	56	35	21	2	0
Nathan Allensen, BAR	66	15	39	54	21	68	6	1
Lleyton Moore, OSH	67	5	49	54	-2	46	3	0

Goaltending Leaders

GOALTENDER, CLUB	GP	MINS	SHOTS	SAVES	GA	SO	AVG.	%	W	L	OTL	SL
Marco Costantini, HAM	45	2667	1245	1142	103	6	2.32	.917	31	9	2	2
Roman Basran, MISS	45	2541	1059	949	110	2	2.60	.896	21	14	1	6
Mack Guzda, BAR	41	2370	1249	1143	106	2	2.68	.915	25	13	2	1
Brett Brochu, LDN	43	2510	1288	1173	115	2	2.75	.911	29	11	2	0
Joe Vrbetic, NB	45	2631	1342	1216	126	2	2.87	.906	29	10	3	3
Jacob Oster, GUE*	34	1845	831	741	90	0	2.93	.892	16	8	3	1
Nick Chenard, OS	45	2511	1274	1148	126	3	3.01	.901	24	13	4	1
Xavier Medina, WSR	30	1693	789	703	86	0	3.05	.891	18	8	1	2
Luke Cavallin, FLNT	56	3288	1913	1740	173	2	3.16	.910	36	14	1	3
Patrick Leaver, OSH	49	2812	1623	1473	150	2	3.20	.908	22	19	2	3

* - denotes rookie

SAVE PERCENTAGE

PLAYER, TEAM	GP	SV%
Marco Costantini, HAM	45	.917
Mack Guzda, BAR	41	.915
Brett Brochu, LDN	43	.911
Luke Cavallin, FLNT	56	.910
Patrick Leaver, OSH	49	.908
Joe Vrbetic, NB	45	.906
Nick Chenard, OS	45	.901
Pavel Cajan, KIT	44	.901
Roman Basran, MISS	45	.896
Mitchell Weeks, SBY	61	.894

WINS

PLAYER, TEAM	GP	W
Luke Cavallin, FLNT	56	36
Marco Costantini, HAM	45	31
Leevi Merilainen, KGN	53	31
Brett Brochu, LDN	43	29
Joe Vrbetic, NB	45	29
Mack Guzda, BAR	41	25
Nick Chenard, OS	45	24
Nolan Lalonde, ER*	54	24
Mitchell Weeks, SBY	61	23
Patrick Leaver, OSH	49	22
Tucker Tynan, SOO	50	22

SHUTOUTS

PLAYER, TEAM	GP	SO
Marco Costantini, HAM	45	6
Joe Ranger, MISS	29	4
Owen Bennett, GUE	41	3
Nick Chenard, OS	45	3

SHOOTOUT WINS

PLAYER, TEAM	SO	SOW
Patrick Leaver, OSH	8	5
Brett Brochu, LDN	4	4
Leevi Merilainen, KGN	5	4
Josh Rosenzweig, NIAG	5	4
Tucker Tynan, SOO	3	4
Joe Vrbetic, NB	3	6

* - denotes rookie

Goaltending Statistics By Team

NO.	GOALTENDER	GPI	MINS	GA	EN	SO	GAA	W	L	OTL	SL	SHOTS	SVS	SV %	SHOOTOUTS					
															GPI	SW	SL	SOGA	SOA	SO%
Barrie Colts																				
1	Mack Guzda	41	2370	106	1	2	2.68	25	13	2	1	1249	1143	.915	3	2	1	1	11	.909
	OS	10	562	30	0	0	3.20	5	4	0	1	355	325	.915	1	0	1	1	4	.750
	BAR	31	1808	76	1	2	2.52	20	9	2	0	894	818	.915	2	2	0	0	7	1.000
30	Matteo Lalama	32	1733	107	5	1	3.70	11	13	3	1	768	661	.861	1	0	1	2	5	.600
31	Matthew Sbrocca	7	375	26	2	0	4.16	3	3	0	0	141	115	.816	0	0	0	0	0	.000
62	Tanner Wickware	1	64	5	0	0	4.72	0	0	1	0	28	23	.821	0	0	0	0	0	.000
31	Nolan Chartrand	4	116	13	0	0	6.72	0	2	0	0	53	40	.755	0	0	0	0	0	.000
	Empty Net		28	8								8								
	Totals	75	4096	235	8	3	3.42	34	27	6	1	1892	1657	.876	3	2	1	2	12	.833
Erie Otters																				
31	Aidan Campbell	5	274	15	1	0	3.29	1	3	0	0	118	103	.873	0	0	0	0	0	.000
79	Nolan Lalonde	54	3066	185	4	1	3.62	24	25	2	1	1501	1316	.877	2	1	1	2	7	.714
34	Marshall Nicholls	15	746	55	5	0	4.42	2	9	0	1	364	309	.849	1	0	1	1	2	.500
	Empty Net		27	10								10								
	Totals	74	4086	265	10	1	3.87	27	37	2	2	1993	1728	.867	3	1	2	3	9	.667
Flint Firebirds																				
37	Luke Cavallin	56	3288	173	2	2	3.16	36	14	1	3	1913	1740	.910	4	1	3	7	16	.563
31	Nathan Day	8	298	18	2	0	3.63	2	3	0	1	154	136	.883	1	0	1	2	3	.333
88	Ian Michelone	10	522	38	1	1	4.37	4	4	0	0	327	289	.884	0	0	0	0	0	.000
	Empty Net		20	5								5								
	Totals	74	4108	234	5	4	3.40	42	21	1	4	2399	2165	.902	5	1	4	9	19	.526
Guelph Storm																				
1	Jacob Oster	34	1845	90	3	0	2.93	16	8	3	1	831	741	.892	2	1	1	2	6	.667
31	Owen Bennett	41	2258	128	4	3	3.40	20	16	2	2	995	867	.871	3	1	2	6	9	.333
	Empty Net		23	7								7								
	Totals	75	4103	225	7	3	3.27	36	24	5	3	1833	1608	.877	5	2	3	8	15	.467
Hamilton Bulldogs																				
33	Marco Costantini	45	2667	103	7	6	2.32	31	9	2	2	1245	1142	.917	4	2	2	4	17	.765
45	Matteo Drobac	23	1310	56	0	1	2.57	19	2	1	0	588	532	.905	2	2	0	0	6	1.000
29	Tristan Malboeuf	3	120	8	0	1	3.98	1	1	0	0	53	45	.849	0	0	0	0	0	.000
	Empty Net		25	7								7								
	Totals	71	4097	174	7	8	2.53	51	12	3	2	1893	1719	.908	6	4	2	4	23	.826
Kingston Frontenacs																				
31	Leevi Merilainen	53	3081	169	7	2	3.29	31	16	4	1	1553	1384	.891	5	4	1	2	21	.905
30	Aidan Spooner	19	1018	61	4	0	3.59	10	6	0	0	532	471	.885	0	0	0	0	0	.000
	Empty Net		20	11								11								
	Totals	72	4099	241	11	2	3.51	41	22	4	1	2096	1855	.885	5	4	1	2	21	.905
Kitchener Rangers																				
30	Pavel Cajan	44	2578	155	8	0	3.61	21	18	2	2	1561	1406	.901	3	1	2	6	12	.500
32	Jackson Parsons	22	1257	79	1	0	3.77	9	10	2	0	776	697	.898	0	0	0	0	0	.000
41	Marcus Vandenberg	6	258	24	2	0	5.59	0	3	1	0	170	146	.859	0	0	0	0	0	.000
	Empty Net		30	11								11								
	Totals	72	4093	269	11	0	3.91	30	31	5	2	2518	2249	0.893	3	1	2	6	12	.500
London Knights																				
30	Brett Brochu	43	2510	115	4	2	2.75	29	11	2	0	1288	1173	.911	4	4	0	2	17	.882
1	Mathias Onuska	3	119	6	0	0	3.03	0	2	0	0	67	61	.910	0	0	0	0	0	.000
35	Owen Flores	23	1046	64	5	2	3.67	6	8	2	2	510	446	.875	2	0	2	4	5	.200
1	Owen Willmore	6	282	19	0	0	4.04	4	0	0	0	129	110	.853	0	0	0	0	0	.000
31	Aiden Berry	2	123	14	0	0	6.80	0	1	1	0	60	46	.767	0	0	0	0	0	.000
31	Josh Hannivan	1	25	3	0	0	7.18	0	0	0	0	10	7	.700	0	0	0	0	0	.000
	Empty Net		28	9								9								
	Totals	78	4105	230	9	4	3.34	39	22	5	2	2073	1843	.889	6	4	2	6	22	.727
Mississauga Steelheads																				
31	Joe Ranger	29	1560	66	0	4	2.54	16	9	1	0	739	673	.911	0	0	0	0	0	.000
1	Roman Basran	45	2541	110	7	2	2.60	21	14	1	6	1059	949	.896	7	1	6	9	33	.727
	Empty Net		30	7								7								
	Totals	74	4101	183	7	6	2.66	37	23	2	6	1805	1622	.899	7	1	6	9	33	.727
Niagara IceDogs																				
1	Tucker Tynan	14	836	54	5	0	3.88	5	9	0	0	508	454	.894	1	1	0	2	6	.667
34	Josh Rosenzweig	40	2344	170	8	2	4.35	12	23	3	1	1444	1274	.882	5	4	1	4	23	.826
33	Joey Costanzo	17	915	75	3	0	4.92	5	10	0	0	622	547	.879	1	1	0	1	7	.857
	Empty Net		30	16								16								
	Totals	71	4095	315	16	2	4.58	22	42	3	1	2590	2275	.878	7	6	1	7	36	.806

Goaltending Statistics By Team

NO.	GOALTENDER	GPI	MINS	GA	EN	SO	GAA	W	L	OTL	SL	SHOTS	SVS	SV %	SHOOTOUTS					
															GPI	SW	SL	SOGA	SOA	SO%
North Bay Battalion																				
31	Dom DiVincentiis	27	1481	64	2	0	2.59	14	8	0	1	686	622	.907	1	0	1	2	3	.333
1	Joe Vrbetic	45	2631	126	2	2	2.87	29	10	3	3	1342	1216	.906	6	3	3	6	23	.739
	Empty Net		15	4								4								
	Totals	72	4112	194	4	2	2.82	43	18	3	4	2032	1838	.905	7	3	4	8	26	.692
Oshawa Generals																				
1	Patrick Leaver	49	2812	150	10	2	3.20	22	19	2	3	1623	1473	.908	8	5	3	9	38	.763
33	Zachary Paputsakis	24	1209	65	4	0	3.23	7	11	0	2	694	629	.906	2	0	2	4	9	.556
31	Carter Bickle	3	97	6	0	0	3.71	1	1	0	0	54	48	.889	1	1	0	1	3	.667
	Empty Net		29	14								14								
	Totals	76	4118	235	14	2	3.40	30	31	2	5	2385	2150	.901	11	6	5	14	50	.720
Ottawa 67's																				
35	Max Donoso	27	1491	70	2	1	2.82	11	9	1	5	743	673	.906	7	2	5	10	26	.615
31	Will Cranley	41	2270	144	4	1	3.81	13	22	1	2	1137	993	.873	3	1	2	2	7	.714
33	Collin MacKenzie	8	360	23	0	0	3.83	4	0	0	0	148	125	.845	1	1	0	0	3	1.000
	Empty Net		23	6								6								
	Totals	76	4121	243	6	2	3.52	28	31	2	7	2034	1791	.881	11	4	7	12	36	.667
Owen Sound Attack																				
31	Nick Chenard	45	2511	126	8	3	3.01	24	13	4	1	1274	1148	.901	3	2	1	3	11	.727
1	Mack Guzda	10	562	30	0	0	3.20	5	4	0	1	355	325	.915	1	0	1	1	4	.750
30	Corbin Votary	21	1008	73	5	0	4.35	5	9	1	1	534	461	.863	1	0	1	2	8	.750
	Empty Net		34	13								13								
	Totals	76	4081	242	13	3	3.53	34	26	5	3	2176	1934	.889	5	2	3	6	23	.739
Peterborough Petes																				
31	Michael Simpson	45	2492	148	7	1	3.56	20	18	3	1	1356	1208	.891	1	0	1	3	4	.250
30	Tye Austin	27	1423	99	7	0	4.17	9	13	2	0	805	706	.877	1	1	0	1	3	.667
35	Liam Sztuska	4	173	19	0	0	6.60	0	2	0	0	92	73	.793	0	0	0	0	0	.000
	Empty Net		22	14								14								
	Totals	76	4088	280	14	1	4.09	29	33	5	1	2267	1987	.876	2	1	1	4	7	.429
Saginaw Spirit																				
30	Tristan Lennox	28	1554	83	9	0	3.20	7	20	0	0	739	656	.888	0	0	0	0	0	.000
29	Andrew Oke	36	1931	149	10	0	4.63	13	16	1	0	981	832	.848	2	2	0	1	7	.857
33	Brett Fullerton	11	588	52	2	0	5.31	4	7	0	0	256	204	.797	1	1	0	1	8	.875
	Empty Net		34	21								21								
	Totals	75	4073	305	21	0	4.46	24	43	1	0	1997	1692	.847	3	3	0	2	15	.867
Sarnia Sting																				
31	Nicholas Surzycia	1	18	0	0	0	0.00	0	0	0	0	7	7	1.000	0	0	0	0	0	.000
70	Ben Gaudreau	44	2510	155	11	2	3.71	19	18	4	1	1419	1264	.891	2	1	1	3	8	.625
34	Anson Thornton	26	1358	92	4	1	4.06	8	16	0	0	784	692	.883	0	0	0	0	0	.000
30	Dylan Grover	5	196	15	1	0	4.59	0	2	0	0	87	72	.828	0	0	0	0	0	.000
	Empty Net		20	16								16								
	Totals	76	4082	278	16	3	4.07	27	36	4	1	2313	2035	.880	2	1	1	3	8	.625
Soo Greyhounds																				
33	Samuel Ivanov	35	1847	108	2	1	3.51	20	9	0	0	864	756	.875	0	0	0	0	0	.000
31	Charlie Schenkel	7	274	16	2	0	3.51	2	3	0	0	102	86	.843	0	0	0	0	0	.000
30	Tucker Tynan	50	2810	166	10	1	3.55	22	19	6	1	1472	1306	.887	4	3	1	3	13	.769
	NIAG	14	836	54	5	0	3.88	5	9	0	0	508	454	.894	1	1	0	2	6	.667
	SOO	36	1974	112	5	1	3.40	17	10	6	1	964	852	.884	3	2	1	1	7	.857
	Empty Net		23	9								9								
	Totals	78	4095	245	9	2	3.57	39	22	6	1	1939	1694	.874	3	2	1	1	7	.857
Sudbury Wolves																				
70	Mitchell Weeks	61	3523	232	8	0	3.95	23	29	3	4	2194	1962	.894	6	2	4	5	27	.815
37	Jonathan Lemaire	12	567	52	1	0	5.51	0	9	0	0	359	307	.855	0	0	0	0	0	.000
	Empty Net		34	9								9								
	Totals	73	4090	293	9	0	4.26	23	38	3	4	2562	2269	.886	6	2	4	5	27	.815
Windsor Spitfires																				
30	Xavier Medina	30	1693	86	2	0	3.05	18	8	1	2	789	703	.891	4	2	2	6	17	.647
36	Mathias Onuska	29	1611	89	2	0	3.31	19	5	1	1	769	680	.884	1	0	1	2	8	.750
	LDN	3	119	6	0	0	3.03	0	2	0	0	67	61	.910	0	0	0	0	0	.000
	WSR	26	1492	83	2	0	3.34	19	3	1	1	702	619	.882	1	0	1	2	8	.750
80	Kyle Downey	11	501	35	2	0	4.19	4	3	1	0	245	210	.857	1	1	0	0	2	1.000
31	Matt Tovell	8	420	33	2	1	4.71	3	3	1	0	192	159	.828	0	0	0	0	0	.000
	Empty Net		24	8								8								
	Totals	75	4106	245	8	1	3.56	44	17	4	3	1936	1691	.873	6	3	3	8	27	.704

Player Statistics By Team

BARRIE COLTS

PLAYER	GP	G	A	PTS	+/-	PIM	PP	PPA	SH	SHA	GW	FG	IG	OT	UA	EN	Sht	Sh%	FOW	FO	G	ATT	GW	SO%
Declan McDonnell (total)	63	28	34	62	13	67	6	7	0	2	6	2	1	1	0	2	182	15.4	9	33	0	1	0	0.0
KIT	27	10	13	23	6	44	2	3	0	1	3	2	0	1	0	0	65	15.4	6	23	0	0	0	0.0
BAR	36	18	21	39	7	23	4	4	0	1	3	0	1	0	0	2	117	15.4	3	10	0	1	0	0.0
Brandt Clarke	55	11	48	59	11	29	4	22	0	0	2	0	0	1	1	0	177	6.2	0	2	0	2	0	0.0
Ethan Cardwell	49	23	35	58	20	28	4	5	2	3	5	3	2	1	1	1	167	13.8	11	38	1	3	1	33.3
Nathan Allensen	66	15	39	54	21	68	6	15	1	1	3	3	2	1	1	1	173	8.7	0	0	0	0	0	0.0
Anthony Tabak	64	15	37	52	-6	40	5	13	0	0	1	5	2	0	0	0	137	10.9	23	54	0	0	0	0.0
Beau Jelsma	68	27	20	47	12	23	4	2	1	0	6	4	3	2	3	0	132	20.5	388	767	0	0	0	0.0
Evan Vierling	55	20	27	47	3	15	2	10	2	0	4	6	2	0	1	3	133	15.0	488	872	0	1	0	0.0
Hunter Haight	63	22	19	41	7	13	3	5	2	1	1	1	3	0	0	0	135	16.3	421	879	1	1	0	100.0
Oskar Olausson	22	12	13	25	0	8	6	4	0	0	1	1	1	1	0	0	76	15.8	0	1	0	2	0	0.0
Ryan Del Monte	35	4	17	21	-5	16	2	6	0	0	0	1	0	0	0	0	38	10.5	57	103	0	1	0	0.0
Oliver Smith	55	10	9	19	12	14	0	0	1	1	2	1	3	0	0	0	57	17.5	4	10	0	0	0	0.0
Ian Lemieux	66	3	16	19	-3	22	1	3	0	0	0	1	1	0	0	0	86	3.5	2	3	0	0	0	0.0
Tai York	43	8	10	18	-4	10	0	1	0	0	1	1	0	0	1	1	53	15.1	6	13	0	0	0	0.0
Cooper Matthews	60	7	11	18	-6	4	2	4	0	0	1	0	0	0	0	0	61	11.5	1	6	0	0	0	0.0
Roenick Jodoin	47	6	11	17	-8	12	1	1	0	0	0	0	0	0	0	0	55	10.9	41	88	0	0	0	0.0
Chris Grisolia	67	5	12	17	-3	18	0	0	0	0	0	0	0	0	0	0	101	5.0	299	553	0	0	0	0.0
Beau Akey	61	5	11	16	-3	30	2	4	0	0	0	0	0	0	0	0	56	8.9	0	0	0	0	0	0.0
Nicholas Porco	19	9	4	13	5	4	3	0	0	0	1	1	0	0	1	1	41	22.0	3	6	0	0	0	0.0
Artur Cholach	56	1	12	13	-7	22	0	1	0	0	0	0	0	0	0	0	45	2.2	2	4	0	0	0	0.0
Tyson Foerster	13	6	5	11	-7	6	1	2	0	0	0	2	0	0	2	0	53	11.3	1	1	0	0	0	0.0
Connor Punnett	64	5	6	11	-1	79	0	0	0	0	1	1	0	0	1	0	73	6.8	0	0	0	0	0	0.0
Justin O'Donnell (total)	58	3	8	11	-18	22	1	0	0	0	0	1	0	0	0	0	51	5.9	95	192	0	0	0	0.0
SAR	19	1	6	7	2	12	0	0	0	0	0	0	0	0	0	0	19	5.3	3	7	0	0	0	0.0
SAG	39	2	2	4	-20	10	1	0	0	0	0	1	0	0	0	0	32	6.3	92	185	0	0	0	0.0
Kevin Niedenz (total)	46	1	9	10	-16	17	0	0	0	1	0	1	0	0	1	0	36	2.8	2	8	0	0	0	0.0
OSH	20	1	6	7	-13	6	0	0	0	1	0	1	0	0	1	0	21	4.8	0	2	0	0	0	0.0
BAR	26	0	3	3	-3	11	0	0	0	0	0	0	0	0	0	0	15	0.0	2	6	0	0	0	0.0
Jacob Frasca	30	4	5	9	-3	28	2	0	0	1	0	0	0	0	0	0	52	7.7	188	357	1	1	1	100.0
Grayson Tiller	39	1	5	6	-3	26	0	0	0	0	0	0	0	0	0	0	36	2.8	0	0	0	0	0	0.0
Ben Pickell	18	2	2	4	-3	9	0	0	0	0	0	1	0	0	0	0	13	15.4	26	61	0	0	0	0.0
Matthew Sredl	19	2	1	3	-5	30	0	0	0	0	0	0	1	0	0	0	20	10.0	0	0	0	0	0	0.0
Zach Wigle	10	2	0	2	-3	4	0	0	0	0	0	0	1	0	1	0	9	22.2	37	84	0	0	0	0.0
Vladislav Dvurechenskii	14	0	2	2	-6	13	0	0	0	0	0	0	0	0	0	0	8	0.0	0	1	0	0	0	0.0
Trey Zagrzebski	3	0	1	1	3	0	0	0	0	0	0	0	0	0	0	0	0	0.0	1	1	0	0	0	0.0
Matthew Sbrocca	7	0	1	1	0	0	0	0	0	0	0	0	0	0	0	0	0	0.0	0	0	0	0	0	0.0
Mack Guzda (total)	41	0	1	1	0	0	0	0	0	0	0	0	0	0	0	0	0	0.0	0	0	0	0	0	0.0
OS	10	0	0	0	0	0	0	0	0	0	0	0	0	0	0	0	0	0.0	0	0	0	0	0	0.0
BAR	31	0	1	1	0	0	0	0	0	0	0	0	0	0	0	0	0	0.0	0	0	0	0	0	0.0
Tanner Wickware	1	0	0	0	0	0	0	0	0	0	0	0	0	0	0	0	0	0.0	0	0	0	0	0	0.0
Nolan Chartrand	4	0	0	0	0	0	0	0	0	0	0	0	0	0	0	0	0	0.0	0	0	0	0	0	0.0
Matteo Lalama	32	0	0	0	0	0	0	0	0	0	0	0	0	0	0	0	0	0.0	0	0	0	0	0	0.0

ERIE OTTERS

Daniel D'Amato	63	24	39	63	5	38	4	13	5	4	2	5	2	0	4	2	208	11.5	270	535	0	2	0	0.0
Elias Cohen	65	24	37	61	0	48	6	12	2	0	2	3	2	0	0	2	157	15.3	191	473	0	1	0	0.0
Christian Kyrou	68	18	42	60	-3	44	2	17	1	4	4	1	1	0	2	0	193	9.3	0	0	0	1	0	0.0
Connor Lockhart	64	23	25	48	-23	22	5	4	0	0	4	4	1	1	2	1	168	13.7	28	58	0	2	0	0.0
Brett Bressette	66	21	27	48	-1	13	4	7	0	2	1	3	4	1	2	0	125	16.8	218	468	0	1	0	0.0
Noah Sedore	68	17	29	46	-12	32	3	10	1	2	1	4	1	0	0	2	156	10.9	58	144	1	2	0	50.0
Brendan Sellan	66	20	20	40	7	26	5	1	1	0	4	1	3	1	3	3	202	9.9	15	39	0	1	0	0.0
Colby Saganiuk	58	14	23	37	-10	17	2	5	0	0	0	3	2	0	0	0	86	16.3	243	545	0	0	0	0.0
Brendan Hoffmann	63	20	14	34	-5	50	6	2	3	2	2	3	2	0	3	2	175	11.4	578	1093	0	0	0	0.0
Spencer Sova	64	9	19	28	-24	14	4	9	0	0	1	0	0	1	0	0	125	7.2	0	0	0	0	0	0.0
Carey Terrance	62	10	14	24	-16	20	1	2	0	0	3	1	0	0	1	0	99	10.1	119	263	1	1	1	100.0
Cameron Morton	65	3	18	21	-6	99	0	0	0	1	0	0	0	0	0	0	71	4.2	0	1	0	0	0	0.0
Owain Johnston	64	3	10	13	-10	51	0	0	1	0	0	0	1	0	0	1	71	4.2	0	1	0	0	0	0.0
Tao Artichuk	59	3	7	10	-23	15	0	0	0	0	0	0	0	0	0	0	47	6.4	3	7	0	0	0	0.0
Lucas Signoretti	58	3	5	8	-14	12	0	0	0	0	1	0	0	0	0	0	48	6.3	12	38	0	0	0	0.0
Ryan Thompson	50	2	5	7	-8	40	0	0	0	0	1	0	0	0	1	0	44	4.5	0	0	0	0	0	0.0
Cameron Lowe	47	4	2	6	-17	12	0	0	0	0	0	0	0	0	0	0	29	13.8	104	256	0	0	0	0.0
Artyom Kulakov	43	1	5	6	-25	50	0	0	0	1	0	0	0	0	0	0	45	2.2	2	4	0	0	0	0.0
Kaleb Smith	58	1	5	6	-20	8	0	0	0	0														

Player Statistics By Team

FLINT FIREBIRDS

PLAYER	GP	G	A	PTS	+/-	PIM	PP	PPA	SH	SHA	GW	FG	IG	OT	UA	EN	Sht	Sh%	FOW	FO	G	ATT	GW	SO%
Brennan Othmann	66	50	47	97	17	65	13	14	4	1	6	7	6	1	6	2	290	17.2	12	35	0	3	0	0.0
Amadeus Lombardi	67	18	41	59	9	24	3	6	0	0	2	2	2	0	3	1	153	11.8	464	866	0	1	0	0.0
Riley Piercey	59	27	31	58	-8	73	10	9	0	0	6	1	2	1	0	1	132	20.5	59	120	0	1	0	0.0
Gavin Hayes	65	19	30	49	8	18	3	13	0	1	2	2	3	0	0	0	145	13.1	8	27	0	3	0	0.0
Zacharie Giroux	60	14	34	48	16	37	3	11	3	0	2	4	1	1	1	1	100	14.0	378	751	0	1	0	0.0
Tag Bertuzzi	63	21	24	45	7	26	3	3	0	0	3	2	1	0	2	0	131	16.0	26	53	0	1	0	0.0
Coulson Pitre	52	23	21	44	11	27	0	4	0	1	4	3	4	1	3	1	135	17.0	36	90	1	1	0	100.0
Dmitry Kuzmin	57	18	26	44	13	18	4	7	1	2	4	2	1	1	2	2	119	15.1	2	4	0	1	0	0.0
Sahil Panwar	57	17	27	44	-3	26	5	8	3	1	4	1	2	0	2	0	142	12.0	390	693	1	2	0	50.0
Ethan Keppen	42	23	17	40	12	33	2	2	0	2	1	5	2	0	3	3	145	15.9	9	26	0	1	0	0.0
Tyler Deline	61	7	31	38	11	60	2	17	0	0	1	2	0	0	0	0	141	5.0	0	0	0	0	0	0.0
Luca D'Amato	67	7	23	30	8	28	2	3	0	0	1	1	2	0	2	0	111	6.3	0	0	0	0	0	0.0
Zack Terry	68	9	10	19	-2	18	0	0	0	1	0	0	0	0	1	1	88	10.2	1	1	0	0	0	0.0
Ethan Hay	59	8	11	19	-3	78	1	0	4	0	0	1	1	0	1	1	47	17.0	363	714	0	0	0	0.0
Braeden Kressler	28	5	11	16	4	18	2	1	1	0	1	1	2	0	1	1	53	9.4	253	460	0	0	0	0.0
Samuel Assinewai	40	5	9	14	8	2	0	0	0	0	0	0	2	0	0	0	37	13.5	7	14	1	1	0	1100.0
Simon Slavicek	40	6	7	13	6	8	0	1	0	1	2	2	0	0	1	0	51	11.8	83	200	0	2	0	0.0
Tristan Bertucci	62	1	12	13	26	29	0	1	0	1	0	0	0	0	0	0	57	1.8	0	1	0	0	0	0.0
Ty Petrou	43	3	9	12	-2	23	0	1	0	0	1	1	0	0	0	0	29	10.3	32	73	0	0	0	0.0
James Petrovski	57	3	7	10	12	22	0	0	0	0	1	0	0	0	1	0	45	6.7	0	1	0	0	0	0.0
James Mayotte	52	1	7	8	16	6	0	0	0	0	0	1	0	0	0	0	33	3.0	1	1	0	0	0	0.0
Owen Pitters	9	0	4	4	3	4	0	0	0	0	0	0	0	0	0	0	7	0.0	2	5	0	0	0	0.0
Marcus Gretz	16	0	4	4	-1	14	0	1	0	0	0	0	0	0	0	0	18	0.0	0	0	0	0	0	0.0
Michael MacLean	23	0	2	2	-7	14	0	0	0	0	0	0	0	0	0	0	10	0.0	0	1	0	0	0	0.0
Nathan Day	8	0	0	0	0	0	0	0	0	0	0	0	0	0	0	0	0	0.0	0	0	0	0	0	0.0
Ian Michelone	10	0	0	0	0	2	0	0	0	0	0	0	0	0	0	0	0	0.0	0	0	0	0	0	0.0
Luke Cavallin	56	0	0	0	0	13	0	0	0	0	0	0	0	0	0	0	0	0.0	0	0	0	0	0	0.0

GUELPH STORM

Sasha Pastujov	65	34	42	76	-12	33	10	18	0	0	3	8	1	1	2	0	253	13.4	17	30	0	2	0	0.0
Danny Zhilkin	66	23	32	55	-12	24	8	9	0	0	5	6	1	3	1	0	230	10.0	616	1092	0	2	0	0.0
Matthew Poitras	68	21	29	50	5	58	5	7	0	0	4	3	1	0	1	0	129	16.3	328	692	0	0	0	0.0
Jake Karabela	68	12	33	45	14	28	3	10	1	0	1	2	0	0	2	0	132	9.1	163	380	0	0	0	0.0
Michael Buchinger	63	5	39	44	15	47	2	17	0	0	1	0	0	0	1	1	106	4.7	0	0	0	1	0	0.0
Brayden Guy (total)	57	25	16	41	-10	52	7	8	1	0	2	7	3	0	1	0	147	17.0	36	59	0	0	0	0.0
SAR	21	6	5	11	-11	24	0	2	1	0	0	0	2	0	1	0	52	11.5	30	45	0	0	0	0.0
GUE	36	19	11	30	1	28	7	6	0	0	2	7	1	0	0	0	95	20.0	6	14	0	0	0	0.0
Matthew Papais	60	19	21	40	8	23	2	5	0	0	1	2	4	0	4	1	146	13.0	9	16	0	1	0	0.0
Daniil Chayka	53	7	32	39	4	22	2	16	0	1	2	1	0	0	1	0	154	4.5	2	2	0	0	0	0.0
Braeden Bowman	60	27	10	37	14	18	5	2	0	0	5	2	3	0	3	0	113	23.9	5	9	3	3	0	100.0
Cam Allen	65	13	24	37	13	46	7	10	0	0	2	1	1	0	1	0	175	7.4	0	0	0	0	0	0.0
Cooper Walker	68	15	20	35	-1	18	1	5	2	0	2	3	0	0	4	0	117	12.8	607	1275	0	0	0	0.0
Ben McFarlane	66	14	16	30	-2	25	4	1	1	0	1	0	3	0	1	0	136	10.3	9	15	0	0	0	0.0
Valentin Zhugin	61	17	11	28	15	22	2	1	0	0	1	2	3	0	1	0	71	23.9	3	9	2	3	2	66.7
Luka Profaca	65	5	20	25	10	55	0	4	0	1	0	1	1	0	0	0	111	4.5	3	4	0	0	0	0.0
Cameron Supryka (total)	63	1	16	17	3	62	0	1	0	0	0	0	0	0	1	1	74	1.4	0	1	0	0	0	0.0
SAR	12	1	3	4	0	21	0	0	0	0	0	0	0	0	1	1	15	6.7	0	0	0	0	0	0.0
GUE	51	0	13	13	3	41	0	1	0	0	0	0	0	0	0	0	59	0.0	0	1	0	0	0	0.0
Ashton Reesor (total)	51	1	11	12	9	33	0	0	0	0	0	0	0	0	0	0	44	2.3	0	0	0	0	0	0.0
SAR	23	1	8	9	4	27	0	0	0	0	0	0	0	0	0	0	21	4.8	0	0	0	0	0	0.0
GUE	28	0	3	3	5	6	0	0	0	0	0	0	0	0	0	0	23	0.0	0	0	0	0	0	0.0
Marko Sikic	27	5	6	11	0	6	1	0	0	0	0	0	0	0	2	0	49	10.2	54	105	0	0	0	0.0
Ryan McGuire	50	5	4	9	0	37	0	0	0	0	2	1	0	0	0	0	36	13.9	86	158	0	0	0	0.0
Charlie Paquette	54	2	5	7	7	34	0	0	0	0	0	0	1	0	1	0	31	6.5	4	7	0	0	0	0.0
Chase Coughlan	36	4	2	6	-2	34	0	0	0	0	1	1	0	0	1	0	15	26.7	22	45	0	0	0	0.0
Jacob Maillet	23	2	4	6	-2	6	0	0	0	0	1	0	0	0	0	0	26	7.7	92	160	0	0	0	0.0
Jack Harper	24	0	5	5	-5	2	0	0	0	0	0	0	0	0	0	0	29	0.0	0	0	0	0	0	0.0
Michael Bianconi	11	0	2	2	-2	4	0	0	0	0	0	0	0	0	0	0	9	0.0	0	0	0	0	0	0.0
Leo Hafenrichter	12	0	2	2	-3	9	0	1	0	0	0	0	0	0	0	0	4	0.0	0	0	0	0	0	0.0
Zackary Sandhu	10	0	1	1	-1	4	0	0	0	0	0	0	0	0	0	0	1	0.0	0	0	0	0	0	0.0
Gavin Grundner	3	0	0	0	1	0	0	0	0	0	0	0	0	0	0	0	0	0.0	0	0	0	0	0	0.0
Jakob MacRae	28	0	0	0	-7	4	0	0	0	0	0	0	0	0	0	0	7	0.0	0	0	0	0	0	0.0
Jacob Oster	34	0	0	0	0	0	0	0	0	0	0	0	0	0	0	0	0	0.0	0	0	0	0	0	0.0
Owen Bennett	41	0	0	0	0	0	0	0	0	0	0	0	0	0	0	0	0	0.0	0	0	0	0	0	0.0

Player Statistics By Team

HAMILTON BULLDOGS

PLAYER	GP	G	A	PTS	+/-	PIM	PP	PPA	SH	SHA	GW	FG	IG	OT	UA	EN	Sht	Sh%	FOW	FO	G	ATT	GW	SO%
Logan Morrison	60	34	66	100	44	8	6	28	0	0	4	8	6	0	2	2	161	21.1	557	1013	0	2	0	0.0
Avery Hayes	66	41	38	79	43	37	12	11	3	0	7	8	3	0	3	1	202	20.3	21	48	1	5	0	20.0
George Diaco	68	27	43	70	35	12	6	13	0	0	4	3	6	0	1	0	154	17.5	8	23	3	6	2	50.0
Nathan Staios	59	15	51	66	40	76	7	25	0	0	2	2	0	1	0	0	200	7.5	0	0	0	1	0	0.0
Jan Mysak	61	34	30	64	18	6	15	9	0	0	3	3	6	0	1	5	175	19.4	577	987	0	3	0	0.0
Ryan Humphrey	68	25	37	62	49	82	2	4	0	0	5	5	2	0	1	1	134	18.7	25	55	0	1	0	0.0
Gavin White	66	10	46	56	35	21	2	10	0	0	3	1	0	0	0	1	156	6.4	0	2	0	1	0	0.0
Mason McTavish (total)	29	20	27	47	30	31	3	9	1	0	4	5	2	0	3	1	132	15.2	212	369	1	1	1	100.0
PBO	5	6	1	7	3	11	0	1	1	0	0	2	1	0	3	1	30	20.0	77	114	0	0	0	0.0
HAM	24	14	26	40	27	20	3	8	0	0	4	3	1	0	0	0	102	13.7	135	255	1	1	1	1.0
Ryan Winterton	37	20	26	46	35	23	7	8	0	0	4	6	4	0	1	0	108	18.5	37	71	0	1	0	0.0
Lawson Sherk	63	12	23	35	18	70	2	4	0	0	2	2	0	0	1	1	111	10.8	376	764	0	0	0	0.0
Arber Xhekaj (total)	51	12	22	34	44	138	2	3	1	3	1	3	1	0	2	0	193	6.2	1	2	1	1	1	100.0
KIT	18	6	11	17	7	54	2	1	0	3	0	1	0	0	0	0	72	8.3	1	2	0	0	0	0.0
HAM	33	6	11	17	37	84	0	2	1	0	1	2	1	0	2	0	121	5.0	0	0	1	1	1	1.0
Patrick Thomas	64	6	21	27	13	4	0	1	0	1	1	0	2	0	0	0	41	14.6	109	239	0	0	0	0.0
Mark Duarte	53	10	14	24	2	32	1	1	0	0	1	2	3	0	2	2	76	13.2	61	126	0	0	0	0.0
Jorian Donovan	64	3	19	22	25	29	0	3	0	0	0	0	0	0	0	0	61	4.9	0	0	0	0	0	0.0
Cole Brown	49	9	12	21	15	16	1	0	0	0	0	2	2	0	0	0	50	18.0	1	5	0	0	0	0.0
Colton Kammerer	41	2	11	13	19	23	0	0	0	0	1	1	0	0	0	0	62	3.2	0	0	0	0	0	0.0
Artem Grushnikov	56	5	7	12	33	33	0	0	0	0	2	1	0	1	1	1	114	4.4	0	0	0	0	0	0.0
Giordano Biondi (total)	61	7	3	10	-1	49	0	0	0	0	1	0	2	0	0	1	45	15.6	8	23	0	0	0	0.0
SBY	29	4	2	6	-4	24	0	0	0	0	1	0	0	0	0	1	27	14.8	4	14	0	0	0	0.0
HAM	32	3	1	4	3	25	0	0	0	0	0	0	2	0	0	0	18	16.7	4	9	0	0	0	0.0
Lucas Moore	34	3	7	10	22	18	0	0	0	0	0	0	0	0	0	0	32	9.4	0	0	0	0	0	0.0
Chandler Romeo	28	1	8	9	-2	36	0	0	0	0	0	0	0	0	0	0	34	2.9	0	2	0	0	0	0.0
Jonathan Melee	26	6	1	7	-5	8	1	0	2	0	1	1	0	0	2	0	21	28.6	60	135	0	0	0	0.0
Navrin Mutter	23	5	1	6	0	44	1	1	0	0	2	0	1	0	0	0	38	13.2	19	36	0	0	0	0.0
Braeden O'Keefe	21	1	5	6	3	0	0	0	0	0	0	0	0	0	0	0	14	7.1	60	138	0	0	0	0.0
Ethan Sims (total)	27	1	4	5	-5	6	0	0	0	1	0	0	0	0	0	0	18	5.6	94	200	0	0	0	0.0
NIAG	13	0	3	3	-5	2	0	0	0	1	0	0	0	0	0	0	9	0.0	41	103	0	0	0	0.0
HAM	14	1	1	2	0	4	0	0	0	0	0	0	0	0	0	0	9	11.1	53	97	0	0	0	0.0
Alex Pharand	23	1	3	4	-2	2	0	0	0	0	0	0	1	0	0	0	16	6.3	36	75	0	0	0	0.0
Noah Nelson	16	0	3	3	-1	2	0	0	0	0	0	0	0	0	0	0	11	0.0	0	4	0	0	0	0.0
Liam Van Loon	2	1	1	2	0	0	0	1	0	0	0	0	0	0	0	0	2	50.0	1	1	0	0	0	0.0
Brenden Anderson	33	1	1	2	-5	23	0	0	0	0	0	0	0	0	0	0	25	4.0	1	4	0	0	0	0.0
Noah Van Vliet	11	0	2	2	2	0	0	0	0	0	0	0	0	0	0	0	8	0.0	0	0	0	0	0	0.0
Noah Roberts	14	0	2	2	7	16	0	0	0	0	0	0	0	0	0	0	9	0.0	0	0	0	0	0	0.0
Marco Costantini	45	0	1	1	0	0	0	1	0	0	0	0	0	0	0	0	0	0.0	0	0	0	0	0	0.0
Tristan Malboeuf	3	0	0	0	0	0	0	0	0	0	0	0	0	0	0	0	0	0.0	0	0	0	0	0	0.0
Noah VandenBrink	4	0	0	0	-1	0	0	0	0	0	0	0	0	0	0	0	2	0.0	0	0	0	0	0	0.0
Matteo Drobac	23	0	0	0	0	0	0	0	0	0	0	0	0	0	0	0	0	0.0	0	0	0	0	0	0.0

KINGSTON FRONTENACS

Lucas Edmonds	68	34	79	113	29	14	9	31	2	2	5	3	2	1	1	2	270	12.6	20	51	1	3	1	33.3
Shane Wright	63	32	62	94	23	22	8	20	1	1	5	4	1	0	1	0	260	12.3	676	1355	3	5	2	60.0
Jordan Frasca	61	42	45	87	31	30	17	11	3	3	5	8	3	1	1	2	219	19.2	584	1139	0	1	0	0.0
Martin Chromiak	60	44	42	86	15	8	10	19	1	1	3	8	6	0	2	1	237	18.6	2	8	0	3	0	0.0
Francesco Arcuri	66	34	40	74	15	35	6	11	0	0	6	3	2	0	3	0	186	18.3	23	47	0	5	0	0.0
Paul Ludwinski	67	16	27	43	2	20	2	5	0	3	4	1	2	0	1	1	104	15.4	382	793	0	1	0	0.0
Lucas Peric	56	11	27	38	10	48	5	10	0	1	0	0	2	0	1	1	146	7.5	0	1	0	0	0	0.0
Zayde Wisdom	43	9	29	38	8	29	0	7	3	0	2	0	2	0	1	0	118	7.6	18	50	0	0	0	0.0
Jake Murray	65	5	32	37	25	23	0	5	0	2	0	1	1	0	1	0	121	4.1	0	0	0	0	0	0.0
Alec Belanger (total)	58	10	16	26	-6	45	3	3	0	0	2	1	0	0	1	0	99	10.1	2	2	0	0	0	0.0
OTT	16	2	4	6	-12	4	0	1	0	0	0	1	0	0	0	0	40	5.0	2	2	0	0	0	0.0
KGN	42	8	12	20	6	41	3	2	0	0	2	0	0	0	1	0	59	13.6	0	0	0	0	0	0.0
Matthew Soto	53	6	19	25	-19	18	1	3	0	0	1	0	0	0	0	0	54	11.1	7	17	0	0	0	0.0
Maddox Callens	47	14	7	21	-10	36	3	2	1	0	1	3	1	0	1	1	87	16.1	18	47	0	0	0	0.0
Thomas Budnick	68	2	18	20	7	56	0	1	0	1	1	0	0	0	0	0	76	2.6	1	1	0	0	0	0.0
Ben Roger (total)	55	1	12	13	14	39	0	1	0	1	0	0	0	0	0	0	68	1.5	0	0	0	0	0	0.0
LDN	18	0	3	3	3	12	0	1	0	0	0	0	0	0	0	0	21	0.0	0	0	0	0	0	0.0
KGN	37	1	9	10	11	27	0	0	0	1	0	0	0	0	0	0	47	2.1	0	0	0	0	0	0.0
Christopher Thibodeau	51	4	5	9	-15	16	1	0	0	0	0	0	1	0	1	0	55	7.3	6	18	1	1	1	100.0
Paul Hughes	45	5	3	8	-14	4	2	0	0	0	0	1	1	0	0	0	34	14.7	33	94	0	0	0	0.0
Jackson Stewart	55	4	2	6	-9	67	0	0	0	0	0	0	0	0	1	0	46	8.7	0	1	0	0	0	0.0
Nathan Poole	55	3	3	6	-18	66	0	0	0	0	0	1	0	0	0	0	36	8.3	209	415	0	0	0	0.0
Braden Haché	55	2	3	5	4	65	0	0	0	1	1	0	0	0	0	0	75	2.7	1	1	0	0	0	0.0
Gage Heyes	44	2	2	4	-11	28	0	1	0	0	1	0	0	0	0	0	38	5.3	4	10	0	0	0	0.0
Quinton Burns	42	0	4	4	-3	59	0	0	0	0	0	0	0	0	0	0	23	0.0	0	0	0	0	0	0.0
Mitchell Brooks	25	2	1	3	-9	2	1	0	0	0	0	0	0	0	0	0	16	12.5	40	80	0	0	0	0.0

Player Statistics By Team

KINGSTON FRONTS (CONT'D)	GP	G	A	PTS	+/-	PIM	PP	PPA	SH	SHA	GW	FG	IG	OT	UA	EN	Sht	Sh%	FOW	FO	G	ATT	GW	SO%
Ethan Ritchie	12	1	1	2	0	8	1	0	0	0	0	0	1	0	0	0	14	7.1	0	0	0	0	0	0.0
Duncan Schneider	16	0	2	2	1	2	0	0	0	0	0	0	0	0	0	0	2	0.0	0	0	0	0	0	0.0
Maleek McGowan	2	0	0	0	-2	0	0	0	0	0	0	0	0	0	0	0	4	0.0	0	0	0	0	0	0.0
Chase Costantino	18	0	0	0	-2	2	0	0	0	0	0	0	0	0	0	0	8	0.0	0	0	0	0	0	0.0
Aidan Spooner	19	0	0	0	0	0	0	0	0	0	0	0	0	0	0	0	0	0.0	0	0	0	0	0	0.0
Leevi Merilainen	53	0	0	0	0	0	0	0	0	0	0	0	0	0	0	0	0	0.0	0	0	0	0	0	0.0

KITCHENER RANGERS

Mike Petizian	68	34	37	71	9	54	4	5	5	3	3	3	4	0	4	3	229	14.8	226	428	1	3	0	33.3
Joseph Serpa	62	20	49	69	15	34	5	12	3	1	2	2	0	2	3	1	138	14.5	176	427	0	0	0	0.0
Francesco Pinelli	55	22	38	60	4	31	3	16	1	1	3	2	2	0	2	0	190	11.6	563	1087	1	2	0	50.0
Reid Valade	63	30	25	55	10	47	4	7	3	1	2	7	3	1	3	2	187	16.0	121	262	0	3	0	0.0
Mitchell Martin	65	17	23	40	-19	63	6	6	0	0	3	2	2	0	2	1	134	12.7	46	95	0	0	0	0.0
Justin Nolet	63	8	28	36	10	22	4	10	0	3	2	1	0	0	0	0	104	7.7	0	1	0	0	0	0.0
Carson Rehkopf	65	18	15	33	-20	42	5	2	0	0	1	2	0	0	2	0	130	13.8	139	404	3	3	1	100.0
Roman Schmidt	68	11	22	33	-9	41	5	6	0	2	1	0	1	0	0	1	124	8.9	1	1	0	1	0	0.0
Andrew LeBlanc	57	6	19	25	-5	34	0	7	0	0	1	0	0	0	1	1	71	8.5	51	116	0	0	0	0.0
Declan McDonnell	27	10	13	23	6	44	2	3	0	1	3	2	0	1	0	0	65	15.4	6	23	0	0	0	0.0
Navrin Mutter (total)	62	11	11	22	-6	108	1	1	0	0	2	0	1	0	0	0	119	9.2	81	161	0	0	0	0.0
HAM	23	5	1	6	0	44	1	1	0	0	2	0	1	0	0	0	38	13.2	19	36	0	0	0	0.0
KIT	39	6	10	16	-6	64	0	0	0	0	0	0	0	0	0	0	81	7.4	62	125	0	0	0	0.0
Matthew Sop	67	10	12	22	-16	14	0	1	0	0	3	0	2	0	2	1	76	13.2	259	564	0	0	0	0.0
Jacob LeBlanc	68	4	16	20	4	26	0	2	0	0	1	0	0	0	0	0	58	6.9	0	1	0	0	0	0.0
Arber Xhekaj	18	6	11	17	7	54	2	1	0	3	0	1	0	0	0	0	72	8.3	1	2	0	0	0	0.0
Simon Motew	53	5	12	17	-9	23	1	3	0	0	1	1	0	0	0	0	62	8.1	0	0	0	0	0	0.0
Cameron Mercer	64	5	11	16	-18	10	1	0	1	0	0	1	0	0	1	0	43	11.6	267	633	0	0	0	0.0
Adam Zidlicky	62	6	7	13	-10	22	0	0	0	0	1	1	0	0	0	0	33	18.2	3	7	0	0	0	0.0
Jack Harper (total)	58	4	7	11	-18	13	0	0	0	0	1	0	0	0	1	0	55	7.3	0	0	0	0	0	0.0
GUE	24	0	5	5	-5	2	0	0	0	0	0	0	0	0	0	0	29	0.0	0	0	0	0	0	0.0
KIT	34	4	2	6	-13	11	0	0	0	0	1	0	0	0	1	0	26	15.4	0	0	0	0	0	0.0
Ty Hollett	59	2	9	11	-9	24	0	0	0	0	0	0	0	0	1	0	53	3.8	0	0	0	0	0	0.0
Antonino Pugliese	31	4	5	9	9	6	0	0	0	0	1	3	0	0	0	0	39	10.3	9	22	0	0	0	0.0
Adrian Misaljevic	31	3	6	9	-8	7	0	0	1	0	0	0	0	0	2	0	20	15.0	4	13	0	0	0	0.0
Trent Swick	47	4	2	6	-12	17	0	0	2	0	0	0	0	0	0	0	32	12.5	5	11	0	0	0	0.0
Matthew Andonovski	43	0	4	4	6	31	0	0	0	0	0	0	0	0	0	0	21	0.0	1	2	0	0	0	0.0
Jackson Parsons	22	0	1	1	0	0	1	0	0	0	0	0	0	0	0	0	0	0.0	0	0	0	0	0	0.0
Pavel Cajan	44	0	1	1	0	2	0	0	0	0	0	0	0	0	0	0	0	0.0	0	0	0	0	0	0.0
Marcus Vandenberg	6	0	0	0	0	0	0	0	0	0	0	0	0	0	0	0	0	0.0	0	0	0	0	0	0.0

LONDON KNIGHTS

Luke Evangelista	62	55	56	111	29	48	8	26	5	3	6	4	7	1	10	12	340	16.2	3	10	2	5	0	40.0
Antonio Stranges	60	31	53	84	7	6	10	24	0	0	6	3	3	0	2	0	263	11.8	21	48	2	4	1	50.0
Sean McGurn	66	20	53	73	14	16	10	14	1	4	5	1	1	1	0	0	181	11.1	572	1108	1	2	1	50.0
Cody Morgan	68	30	41	71	4	15	10	12	0	0	7	6	0	0	2	0	157	19.1	465	831	0	1	0	0.0
Gerard Keane	64	10	28	38	14	67	2	9	1	1	1	1	1	1	2	2	106	9.4	0	1	0	0	0	0.0
Camaryn Baber (total)	63	17	19	36	6	65	3	1	0	1	1	3	3	0	0	3	148	11.5	504	888	0	0	0	0.0
SAG	27	8	8	16	0	25	0	1	0	1	1	2	1	0	0	1	68	11.8	201	361	0	0	0	0.0
LDN	36	9	11	20	6	40	3	0	0	0	0	1	2	0	0	2	80	11.3	303	527	0	0	0	0.0
Max McCue	64	9	26	35	13	51	1	1	0	1	2	1	0	0	0	1	73	12.3	285	545	0	0	0	0.0
Liam Gilmartin	55	16	18	34	10	48	2	4	1	0	1	3	2	0	1	0	88	18.2	11	22	0	0	0	0.0
Ruslan Gazizov	54	10	18	28	-6	22	0	7	0	0	1	1	1	0	1	0	107	9.3	9	23	1	2	0	50.0
Isaiah George	67	6	17	23	23	32	0	2	1	0	1	1	0	0	0	0	96	6.3	0	0	0	0	0	0.0
Landon Sim	64	12	9	21	-4	56	0	1	1	1	2	1	0	0	1	1	74	16.2	79	179	0	0	0	0.0
Tye McSorley (total)	55	8	11	19	-11	68	2	3	0	1	1	0	3	0	0	0	81	9.9	15	27	0	0	0	0.0
OSH	13	0	4	4	0	21	0	0	0	0	0	0	0	0	0	0	11	0.0	5	6	0	0	0	0.0
LDN	42	8	7	15	-11	47	2	3	0	1	1	0	3	0	0	0	70	11.4	10	21	0	0	0	0.0
Colton Smith	41	13	5	18	-11	30	8	4	0	0	1	4	4	0	0	0	77	16.9	4	10	1	1	1	100.0
Brody Crane	56	8	7	15	-3	27	1	1	0	0	0	2	0	0	0	0	83	9.6	11	23	0	2	0	0.0
Denver Barkey	53	7	8	15	-6	16	1	1	0	0	0	3	0	0	0	0	63	11.1	155	303	0	2	0	0.0
Kirill Steklov	34	2	10	12	13	17	0	2	0	0	0	2	0	0	0	0	50	4.0	0	0	0	0	0	0.0
Ethan MacKinnon	49	1	10	11	3	22	0	0	0	1	0	0	1	0	0	1	41	2.4	1	1	0	0	0	0.0
Logan Mailloux	12	3	6	9	7	13	2	3	0	0	0	0	0	0	0	0	45	6.7	0	0	1	1	0	100.0
Ben Bujold	47	2	5	7	0	11	0	0	1	0	0	0	0	0	0	1	31	6.5	156	318	0	1	0	0.0
Stuart Rolofs	15	3	3	6	-3	8	2	0	0	0	0	1	1	0	0	0	23	13.0	30	48	0	0	0	0.0
Brett Brochu	43	0	6	6	0	8	0	3	0	0	0	0	0	0	0	0	0	0.0	0	0	0	0	0	0.0

Player Statistics By Team

LONDON KNIGHTS (CONT'D)	GP	G	A	PTS	+/-	PIM	PP	PPA	SH	SHA	GW	FG	IG	OT	UA	EN	Sht	Sh%	FOW	FO	G	ATT	GW	SO%
Nicholas Yearwood	6	0	1	1	-2	4	0	0	0	0	0	0	0	0	0	0	1	0.0	0	1	0	0	0	0.0
Josh Hannivan	1	0	0	0	0	0	0	0	0	0	0	0	0	0	0	0	0	0.0	0	0	0	0	0	0.0
Aiden Berry	2	0	0	0	0	2	0	0	0	0	0	0	0	0	0	0	0	0.0	0	0	0	0	0	0.0
Kaeden Johnston	2	0	0	0	-3	0	0	0	0	0	0	0	0	0	0	0	1	0.0	1	1	0	0	0	0.0
Jacob Chantler	3	0	0	0	-1	0	0	0	0	0	0	0	0	0	0	0	2	0.0	16	22	0	0	0	0.0
Mathias Onuska	3	0	0	0	0	0	0	0	0	0	0	0	0	0	0	0	0	0.0	0	0	0	0	0	0.0
Mathieu Paris	4	0	0	0	1	0	0	0	0	0	0	0	0	0	0	0	1	0.0	0	1	0	0	0	0.0
Carson Lloyd	6	0	0	0	-3	0	0	0	0	0	0	0	0	0	0	0	3	0.0	0	0	0	0	0	0.0
Owen Flores	23	0	0	0	0	0	0	0	0	0	0	0	0	0	0	0	0	0.0	0	0	0	0	0	0.0

MISSISSAUGA STEELHEADS

James Hardie	68	41	36	77	14	31	13	13	2	1	8	9	4	1	4	1	289	14.2	7	28	2	7	0	28.6
Luca DelBelBelluz	68	30	46	76	23	28	12	15	2	0	8	8	2	1	3	1	177	16.9	681	1350	1	7	0	14.3
Owen Beck	68	21	30	51	17	14	5	10	1	1	2	5	2	0	1	0	170	12.4	817	1348	1	6	1	16.7
Ethan Del Mastro	68	7	41	48	34	91	0	15	0	2	3	0	1	1	0	0	106	6.6	1	4	0	1	0	0.0
Zakary Lavoie	64	23	21	44	15	18	3	2	0	1	3	3	1	0	3	2	210	11.0	10	20	0	4	0	0.0
Kasper Larsen	57	8	35	43	12	34	5	13	0	1	1	2	0	0	0	0	117	6.8	0	1	0	1	0	0.0
Jake Uberti (total)	52	19	16	35	7	69	7	5	0	0	2	3	2	0	2	1	133	14.3	318	602	0	2	0	0.0
NIAG	22	7	9	16	-2	38	5	2	0	0	1	1	0	0	0	0	55	12.7	205	386	0	1	0	0.0
MISS	30	12	7	19	9	31	2	3	0	0	1	2	2	0	2	1	78	15.4	113	216	0	1	0	0.0
Aidan Prueter	67	14	19	33	11	59	4	4	0	0	3	4	0	0	4	0	155	9.0	205	389	0	1	0	0.0
Ty Collins	54	14	17	31	8	41	3	5	1	0	0	3	3	0	0	0	163	8.6	5	11	0	3	0	0.0
Chas Sharpe	62	6	22	28	4	35	1	9	0	0	2	0	0	0	2	0	122	4.9	1	1	0	1	0	0.0
Luke Misa	62	4	22	26	10	6	0	4	0	0	0	1	2	0	1	0	86	4.7	222	465	0	1	0	0.0
Zander Veccia	61	10	13	23	5	30	2	2	1	0	0	1	2	0	1	2	132	7.6	4	12	0	0	0	0.0
Kai Schwindt	68	12	5	17	11	16	1	1	0	0	2	2	2	0	1	0	118	10.2	8	18	0	0	0	0.0
Charlie Callaghan	59	7	9	16	11	52	1	3	0	0	2	0	0	1	0	0	69	10.1	1	1	0	1	0	0.0
Max Dodig	44	5	9	14	1	26	0	0	0	0	0	1	1	0	0	1	64	7.8	3	10	0	0	0	0.0
Ole Bjorgvik-Holm	54	3	10	13	-4	82	1	3	0	0	0	0	0	0	0	0	142	2.1	1	1	0	0	0	0.0
Evan Brand	65	4	6	10	15	65	0	0	0	0	0	1	0	0	0	0	73	5.5	0	0	0	0	0	0.0
Michael Stubbs	58	3	4	7	-2	21	0	0	0	0	0	2	1	0	0	0	33	9.1	110	230	0	0	0	0.0
Dylan Gordon	31	1	6	7	12	8	0	0	0	0	1	0	0	0	0	0	28	3.6	0	0	0	0	0	0.0
Callum Chisholm	49	2	2	4	1	31	0	1	0	0	0	0	1	0	1	0	41	4.9	1	4	0	0	0	0.0
William Portokalis	12	0	3	3	-2	2	0	0	0	0	0	0	0	0	0	0	34	0.0	21	40	0	0	0	0.0
Ty Anselmini	15	1	1	2	-6	30	0	0	0	0	0	0	1	0	0	0	16	6.3	15	31	0	0	0	0.0
Adam Barkley	13	0	0	0	1	2	0	0	0	0	0	0	0	0	0	0	3	0.0	0	0	0	0	0	0.0
Quinn Binnie	13	0	0	0	1	4	0	0	0	0	0	0	0	0	0	0	4	0.0	0	2	0	0	0	0.0
Stefan Forgione	13	0	0	0	-1	6	0	0	0	0	0	0	0	0	0	0	2	0.0	1	1	0	0	0	0.0
Joe Ranger	29	0	0	0	0	0	0	0	0	0	0	0	0	0	0	0	0	0.0	0	0	0	0	0	0.0
Roman Basran	45	0	0	0	0	2	0	0	0	0	0	0	0	0	0	0	0	0.0	0	0	0	0	0	0.0

NIAGARA ICEDOGS

Danil Gushchin	51	41	30	71	-13	50	13	12	1	0	2	6	1	0	2	2	245	16.7	25	54	2	6	1	33.3
Brenden Sirizzotti (total)	73	17	32	49	-39	24	5	12	0	0	0	0	2	0	1	3	181	9.4	95	222	1	5	1	20.0
OTT	30	7	11	18	-3	8	2	4	0	0	0	0	1	0	0	1	71	9.9	12	25	1	2	1	0.5
NIAG	43	10	21	31	-36	16	3	8	0	0	0	0	1	0	1	2	110	9.1	83	197	0	3	0	0.0
Pano Fimis	54	14	30	44	-13	26	5	5	2	1	1	0	0	0	2	0	131	10.7	429	957	1	4	1	25.0
Aidan Castle	68	15	28	43	-29	24	4	8	0	0	1	3	1	0	5	0	144	10.4	7	23	1	1	1	100.0
Daniel Michaud (total)	68	12	25	37	-33	42	2	6	0	0	1	2	0	0	0	0	122	9.8	330	771	0	2	0	0.0
OSH	27	4	7	11	-5	12	1	2	0	0	0	0	0	0	0	0	41	9.8	44	103	0	1	0	0.0
NIAG	41	8	18	26	-28	30	1	4	0	0	1	2	0	0	0	0	81	9.9	286	668	0	1	0	0.0
Liam Van Loon (total)	41	20	14	34	-12	37	3	2	1	1	2	1	0	0	2	1	121	16.5	54	110	1	2	0	50.0
HAM	2	1	1	2	0	0	0	1	0	0	0	0	0	0	0	0	2	50.0	1	1	0	0	0	0.0
NIAG	39	19	13	32	-12	37	3	1	1	1	2	1	0	0	2	1	119	16.0	53	109	1	2	0	0.5
Dakota Betts	61	8	25	33	-26	93	2	8	0	1	2	0	1	2	0	0	136	5.9	0	1	0	0	0	0.0
Rodwin Dionicio	57	6	25	31	-22	45	4	12	0	1	0	1	0	0	0	0	115	5.2	0	0	1	4	0	25.0
Brice Cooke	64	18	10	28	-25	42	5	3	0	0	2	2	2	0	1	0	130	13.8	13	38	1	4	1	25.0
Cameron Butler	24	6	17	23	-17	22	2	10	0	0	0	0	0	0	0	0	66	9.1	18	33	1	2	0	50.0
Juan Copeland	58	12	10	22	-11	23	1	0	0	0	0	1	1	0	2	0	65	18.5	4	15	3	4	2	75.0
Dylan Roobroek	64	8	13	21	-23	22	2	1	1	0	1	0	1	0	0	0	90	8.9	245	509	0	0	0	0.0
Isaac Enright	60	4	16	20	-38	47	0	5	0	0	0	0	0	0	0	0	60	6.7	0	0	0	0	0	0.0
Anthony Agostinelli	48	9	9	18	-26	26	3	2	0	0	2	1	1	0	0	0	57	15.8	16	58	1	3	0	33.3
Declan Waddick	57	8	9	17	-9	11	0	0	1	0	1	3	1	0	2	0	50	16.0	180	432	0	0	0	0.0
Jake Uberti	22	7	9	16	-2	38	5	2	0	0	1	1	0	0	0	0	55	12.7	205	386	0	1	0	0.0
Alec Leonard	64	5	11	16	-40	36	0	0	0	1	0	1	0	0	0	0	53	9.4	0	1	0	0	0	0.0
Landon Cato	52	1	15	16	-24	52	0	10	0	1	0	1	0	0	0	0	47	2.1	0	0	0	0	0	0.0
Ryan Struthers	62	3	10	13	-9	34	0	0	0	0	0	0	0	0	0	0	30	10.0	110	296	0	0	0	0.0
Cameron Peters	34	3	4	7	-22	30	0	0	1	0	0	1	0	0	0	0	80	3.8	177	360	0	0	0	0.0
Andrew Wycisk	59	2	5	7	-13	6	0	0	0	0	0	0	0	0	0	0	43	4.7	0	0	0	0	0	0.0
Josh Rosenzweig	40	0	7	7	0	2	0	4	0	0	0	0	0	0	0	0	0	0.0	0	0	0	0	0	0.0
Ilia Chmelevski	20	1	3	4	0	6	0	0	0	0	0	1	0	0	0	0	7	14.3	2	4	0	0	0	0.0
Lucas Littlejohn	17	3	0	3	1	8	0	0	0	0	0	0	1	0	0	0	10	30.0	0	0	0	0	0	0.0

Player Statistics By Team

NIAGARA ICEDOGS (CONT'D)	GP	G	A	PTS	+/-	PIM	PP	PPA	SH	SHA	GW	FG	IG	OT	UA	EN	Sht	Sh%	FOW	FO	G	ATT	GW	SO%
Cameron Snow	11	1	2	3	-2	0	0	0	0	0	0	0	0	0	0	0	11	9.1	9	30	0	0	0	0.0
Ethan Sims	13	0	3	3	-5	2	0	0	0	1	0	0	0	0	0	0	9	0.0	41	103	0	0	0	0.0
Sami Douglas-Najem	20	0	3	3	-2	8	0	0	0	0	0	0	0	0	0	0	9	0.0	0	1	0	0	0	0.0
Mason Howard	10	0	2	2	-8	4	0	0	0	0	0	0	0	0	0	0	8	0.0	0	0	0	0	0	0.0
Joey Costanzo	17	0	1	1	0	2	0	0	0	0	0	0	0	0	0	0	0	0.0	0	0	0	0	0	0.0
Jonah De Simone	2	0	0	0	-4	0	0	0	0	0	0	0	0	0	0	0	4	0.0	0	0	0	0	0	0.0
AJ Cook	6	0	0	0	1	2	0	0	0	0	0	0	0	0	0	0	8	0.0	0	0	0	0	0	0.0
Tanner Ryan	11	0	0	0	-2	0	0	0	0	0	0	0	0	0	0	0	4	0.0	0	0	0	0	0	0.0
Tucker Tynan	14	0	0	0	0	0	0	0	0	0	0	0	0	0	0	0	0	0.0	0	0	0	0	0	0.0

NORTH BAY BATTALION

Brandon Coe	62	34	67	101	33	40	8	28	0	0	8	6	5	2	3	2	186	18.3	13	46	1	3	0	33.3
Matvey Petrov	63	40	50	90	32	28	10	22	0	0	6	4	5	2	1	2	208	19.2	4	22	2	5	0	40.0
Mitchell Russell	64	41	47	88	33	26	13	18	3	1	4	9	3	0	5	2	241	17.0	398	795	1	5	1	20.0
Kyle Jackson	45	30	32	62	17	23	9	9	0	0	4	1	5	0	2	2	111	27.0	426	879	0	1	0	0.0
Kyle McDonald (total)	53	35	20	55	8	29	9	6	0	1	2	3	3	0	3	3	208	16.8	18	50	0	4	0	0.0
WSR	25	17	10	27	-5	10	7	3	0	0	1	1	0	0	2	1	97	17.5	7	15	0	1	0	0.0
NB	28	18	10	28	13	19	2	3	0	1	1	2	3	0	1	2	111	16.2	11	35	0	3	0	0.0
Ty Nelson	66	9	42	51	24	39	4	20	0	0	5	0	0	0	3	0	204	4.4	1	2	1	2	0	50.0
Dalyn Wakely	67	20	14	34	6	21	2	1	1	0	2	4	1	0	3	0	117	17.1	247	504	0	1	0	0.0
Owen Van Steensel	66	10	24	34	21	12	3	0	0	0	1	2	1	0	2	0	99	10.1	13	32	1	2	1	50.0
Liam Arnsby	46	9	17	26	9	70	3	3	0	1	0	0	2	0	0	1	52	17.3	453	882	0	0	0	0.0
Grayson Ladd (total)	62	3	20	23	15	31	0	4	0	1	1	0	1	0	1	1	66	4.5	0	0	0	0	0	0.0
WSR	26	1	8	9	0	12	0	2	0	0	0	0	0	0	1	0	34	2.9	0	0	0	0	0	0.0
NB	36	2	12	14	15	19	0	2	0	1	1	0	1	0	0	1	32	6.3	0	0	0	0	0	0.0
Nikita Tarasevich (total)	57	5	13	18	1	12	1	0	1	0	1	1	0	0	1	0	86	5.8	12	22	0	1	0	0.0
SAR	20	2	3	5	-5	4	1	0	0	0	0	1	0	0	0	0	31	6.5	12	16	0	0	0	0.0
NB	37	3	10	13	6	8	0	0	1	0	1	0	0	0	1	0	55	5.5	0	6	0	1	0	0.0
Paul Christopoulos	63	3	15	18	18	25	0	0	0	0	0	1	0	0	0	0	98	3.1	0	0	0	0	0	0.0
Josh Currie	28	9	8	17	1	31	2	2	2	1	1	0	0	0	0	0	41	22.0	9	35	0	0	0	0.0
Avery Winslow	66	4	13	17	11	10	3	3	0	0	2	1	0	0	0	0	82	4.9	0	0	0	0	0	0.0
Tnias Mathurin	44	3	12	15	17	26	0	0	0	0	0	0	0	0	0	0	45	6.7	0	0	0	0	0	0.0
Anthony Romani	54	8	6	14	-5	10	0	0	0	0	2	1	0	0	0	0	50	16.0	90	256	0	0	0	0.0
Michael Podolioukh	62	7	7	14	7	14	0	0	0	0	1	0	2	0	1	0	85	8.2	299	586	0	2	0	0.0
Owen Outwater	64	4	8	12	-7	14	0	0	0	0	0	0	1	0	0	0	46	8.7	19	53	0	0	0	0.0
Nic Sima	59	4	7	11	-17	22	0	0	0	0	0	2	0	0	0	0	67	6.0	6	14	0	0	0	0.0
Simon Rose	32	2	8	10	7	35	1	2	0	0	0	0	0	0	1	1	37	5.4	0	1	1	1	1	100.0
Cam Gauvreau	44	1	6	7	13	36	0	0	0	0	0	0	0	0	0	0	20	5.0	0	0	0	0	0	0.0
Alexander Lukin	59	1	4	5	-1	51	0	0	0	0	0	0	0	0	0	0	39	2.6	0	0	0	0	0	0.0
Brett Bouchard	12	1	1	2	-4	2	0	0	0	0	1	0	0	0	0	0	8	12.5	4	20	0	0	0	0.0
Alex Christopoulos	21	1	1	2	2	10	0	0	0	0	0	0	1	0	0	0	18	5.6	2	4	0	0	0	0.0
Dom DiVincentiis	27	0	2	2	0	4	0	1	0	0	0	0	0	0	0	0	0	0.0	0	0	0	0	0	0.0
Wyatt Kennedy	7	0	1	1	0	0	0	0	0	0	0	0	0	0	0	0	8	0.0	0	0	0	0	0	0.0
Joe Vrbetic	45	0	1	1	0	4	0	1	0	0	0	0	0	0	0	0	0	0.0	0	0	0	0	0	0.0
Chase MacQueen-Spence	7	0	0	0	-3	2	0	0	0	0	0	0	0	0	0	0	1	0.0	0	0	0	0	0	0.0
Rodion Tatarenko	8	0	0	0	-6	0	0	0	0	0	0	0	0	0	0	0	5	0.0	0	0	0	0	0	0.0
Christian Stevens	12	0	0	0	-4	8	0	0	0	0	0	0	0	0	0	0	10	0.0	3	11	0	0	0	0.0

OSHAWA GENERALS

Ty Tullio	65	42	44	86	-16	62	14	22	0	0	6	8	4	3	4	2	299	14.0	166	402	2	9	0	22.2
Brett Harrison	65	27	34	61	-15	16	12	17	0	0	4	3	1	1	0	2	214	12.6	386	686	3	10	0	30.0
Lleyton Moore	67	5	49	54	-2	46	3	20	0	0	0	0	1	0	0	0	133	3.8	0	2	1	2	0	50.0
Oskar Olausson (total)	55	26	23	49	-1	18	10	7	0	0	3	3	2	1	1	1	167	15.6	2	6	1	9	1	11.1
BAR	22	12	13	25	0	8	6	4	0	0	1	1	1	1	0	0	76	15.8	0	1	0	2	0	0.0
OSH	33	14	10	24	-1	10	4	3	0	0	2	2	1	0	1	1	91	15.4	2	5	1	7	1	0.1
Calum Ritchie	65	19	26	45	-7	12	10	13	0	0	2	4	1	0	0	0	165	11.5	373	751	1	8	0	12.5
Stuart Rolofs (total)	62	16	29	45	-17	29	5	11	2	0	0	2	2	0	2	0	132	12.1	225	395	0	2	0	0.0
LDN	15	3	3	6	-3	8	2	0	0	0	0	1	1	0	0	0	23	13.0	30	48	0	0	0	0.0
OSH	47	13	26	39	-14	21	3	11	2	0	0	1	1	0	2	0	109	11.9	195	347	0	2	0	0.0
Cameron Butler (total)	64	11	30	41	-27	78	2	14	0	0	0	2	0	0	0	0	137	8.0	36	73	1	4	0	25.0
NIAG	24	6	17	23	-17	22	2	10	0	0	0	0	0	0	0	0	66	9.1	18	33	1	2	0	0.5
OSH	40	5	13	18	-10	56	0	4	0	0	0	2	0	0	0	0	71	7.0	18	40	0	2	0	0.0
Ryan Stepien	65	25	15	40	0	17	4	9	1	0	2	4	1	0	1	4	148	16.9	17	54	4	5	4	80.0
Ryan Gagnier	65	17	19	36	8	32	4	1	1	2	3	2	1	0	1	2	140	12.1	637	1230	1	3	1	33.3
Dawson McKinney	57	6	18	24	-2	18	1	2	1	1	2	0	2	0	1	1	113	5.3	14	36	0	1	0	0.0
David Jesus	64	4	18	22	-17	59	1	6	2	1	1	0	1	1	2	1	92	4.3	0	3	0	0	0	0.0
Matthew Buckley	59	9	5	14	-5	14	1	0	0	1	0	1	0	0	0	0	42	21.4	6	16	0	0	0	0.0
Luca Marrelli	62	0	12	12	-6	18	0	0	0	0	0	0	0	0	0	0	59	0.0	1	3	0	0	0	0.0
Daniel Michaud	27	4	7	11	-5	12	1	2	0	0	0	0	0	0	0	0	41	9.8	44	103	0	1	0	0.0
Mathew Hill	64	2	9	11	-8	62	0	0	0	1	1	0	0	0	1	0	53	3.8	0	0	0	0	0	0.0
Nikita Parfenyuk	34	1	10	11	-1	8	0	0	1	1	0	0	0	0	0	0	31	3.2	0	0	0	0	0	0.0

Player Statistics By Team

OSHAWA GENERALS (CONT'D)	GP	G	A	PTS	+/-	PIM	PP	PPA	SH	SHA	GW	FG	IG	OT	UA	EN	Sht	Sh%	FOW	FO	G	ATT	GW	SO%
Thomas Stewart	58	3	7	10	-3	55	0	0	0	0	0	0	0	0	0	0	44	6.8	0	0	0	0	0	0.0
Cooper Way	68	5	4	9	-7	37	0	0	1	1	1	1	1	0	0	0	52	9.6	238	498	0	0	0	0.0
Luke Torrance	44	4	5	9	-6	4	0	0	0	0	0	1	0	0	0	0	18	22.2	7	16	1	1	0	100.0
Kevin Niedenz	20	1	6	7	-13	6	0	0	0	1	0	1	0	0	1	0	21	4.8	0	2	0	0	0	0.0
Jordyn Ertel	32	2	4	6	0	10	0	0	0	0	0	1	1	0	0	0	13	15.4	7	20	0	0	0	0.0
Andrew Whitton	33	1	3	4	0	7	0	0	0	0	0	0	0	0	0	0	18	5.6	2	4	0	0	0	0.0
Tye McSorley	13	0	4	4	0	21	0	0	0	0	0	0	0	0	0	0	11	0.0	5	6	0	0	0	0.0
Patrick Leaver	49	0	3	3	0	4	0	2	0	0	0	0	0	0	0	0	0	0.0	0	0	0	0	0	0.0
Riley Pitt	11	0	2	2	0	23	0	0	0	0	0	0	0	0	0	0	7	0.0	0	0	0	0	0	0.0
Parker Petruniak	4	0	1	1	0	2	0	0	0	0	0	0	0	0	0	0	3	0.0	0	0	0	0	0	0.0
Blake Smith	55	0	1	1	-12	49	0	0	0	0	0	0	0	0	0	0	19	0.0	0	0	0	0	0	0.0
Carter Bickle	3	0	0	0	0	0	0	0	0	0	0	0	0	0	0	0	0	0.0	0	0	0	0	0	0.0
Ryan O'Dell	4	0	0	0	0	0	0	0	0	0	0	0	0	0	0	0	3	0.0	0	0	0	0	0	0.0
Zachary Paputsakis	24	0	0	0	0	0	0	0	0	0	0	0	0	0	0	0	1	0.0	0	0	0	0	0	0.0

OTTAWA 67's

Vinzenz Rohrer	64	25	23	48	-9	14	7	8	2	1	3	4	2	1	5	0	155	16.1	278	661	2	9	0	22.2
Jack Beck	36	22	22	44	5	14	5	10	2	1	3	2	2	0	3	2	105	21.0	12	22	3	7	0	42.9
Cameron Tolnai	66	10	34	44	-15	23	2	15	1	1	1	0	1	0	1	1	144	6.9	692	1234	2	6	2	33.3
Luca Pinelli	59	14	22	36	-6	42	5	6	0	0	1	2	0	0	3	0	131	10.7	53	92	0	2	0	0.0
Brady Stonehouse	68	18	17	35	-10	52	5	2	1	2	2	4	3	0	3	2	159	11.3	10	37	0	0	0	0.0
Vsevolod Gaidamak	60	16	17	33	1	26	4	4	0	0	5	2	2	2	2	2	138	11.6	437	830	0	1	0	0.0
Jack Matier	66	9	20	29	-20	53	4	13	0	0	1	0	1	0	0	0	121	7.4	0	1	0	0	0	0.0
Anthony Costantini	67	4	22	26	-14	16	2	10	0	0	0	1	1	0	0	0	70	5.7	0	2	0	0	0	0.0
Thomas Johnston	47	15	8	23	-4	53	2	0	2	0	2	1	1	0	0	0	61	24.6	9	22	0	1	0	0.0
Alex Johnston	42	9	13	22	-4	18	0	2	1	1	1	4	0	0	1	0	76	11.8	257	557	0	0	0	0.0
Will Gerrior	65	8	12	20	-17	30	4	5	0	0	0	3	1	0	0	0	115	7.0	0	2	0	1	0	0.0
Thomas Sirman	58	2	18	20	-15	47	0	5	1	0	1	0	0	0	0	0	84	2.4	3	7	0	0	0	0.0
Brenden Sirizzotti	30	7	11	18	-3	8	2	4	0	0	0	0	1	0	0	1	71	9.9	12	25	1	2	1	50.0
Adam Varga	40	4	11	15	3	6	0	1	0	0	1	1	0	0	0	0	73	5.5	4	11	0	0	0	0.0
Tyler Boucher	24	7	7	14	-7	22	1	1	0	0	1	1	0	0	0	0	80	8.8	7	15	1	4	0	25.0
Dylan Robinson	18	6	5	11	-8	42	2	0	1	0	1	2	0	0	1	0	48	12.5	10	16	0	1	0	0.0
Teddy Sawyer	56	3	8	11	5	62	0	0	0	1	1	0	0	0	0	0	55	5.5	0	0	0	0	0	0.0
Matthew Mayich	60	3	8	11	-9	59	0	0	0	0	0	0	0	0	0	0	56	5.4	1	2	0	0	0	0.0
Ranvir Gill-Shane	57	0	10	10	7	19	0	0	0	1	0	0	0	0	0	0	46	0.0	0	0	1	2	1	50.0
Brad Gardiner	53	3	4	7	-14	8	0	1	0	0	0	0	0	0	0	0	46	6.5	13	29	0	0	0	0.0
Derek Smyth	53	2	5	7	1	34	0	0	0	1	0	1	0	0	0	0	42	4.8	0	0	0	0	0	0.0
Steven Laforme	45	1	6	7	-8	25	0	0	0	0	0	0	0	0	0	0	24	4.2	79	163	0	0	0	0.0
Chris Barlas	48	4	2	6	-12	59	0	1	0	0	0	1	0	0	0	0	56	7.1	173	360	0	0	0	0.0
Alec Belanger	16	2	4	6	-12	4	0	1	0	0	0	1	0	0	0	0	40	5.0	2	2	0	0	0	0.0
Cooper Foster	14	0	4	4	-3	0	0	0	0	0	0	0	0	0	0	0	7	0.0	0	1	0	0	0	0.0
Will Cranley	41	0	2	2	0	6	0	0	0	0	0	0	0	0	0	0	0	0.0	0	0	0	0	0	0.0
Gavin Ewles	2	1	0	1	1	0	0	0	0	0	0	0	0	0	0	0	2	50.0	0	0	0	0	0	0.0
Jack Dever	5	0	1	1	0	0	0	0	0	0	0	0	0	0	0	0	2	0.0	1	1	0	0	0	0.0
Max Donoso	27	0	1	1	0	0	0	0	0	0	0	0	0	0	0	0	0	0.0	0	0	0	0	0	0.0
Collin MacKenzie	8	0	0	0	0	0	0	0	0	0	0	0	0	0	0	0	0	0.0	0	0	0	0	0	0.0

OWEN SOUND ATTACK

Deni Goure	68	24	39	63	-17	20	10	17	0	0	3	1	1	0	1	1	217	11.1	453	861	1	4	0	25.0
Cedrick Guindon	68	30	29	59	11	16	4	8	2	1	5	2	2	1	2	1	198	15.2	477	915	0	2	0	0.0
Servac Petrovsky	65	28	26	54	6	28	9	10	3	1	7	7	3	0	2	1	208	13.5	504	970	2	2	0	100.0
Ethan Burroughs	68	30	21	51	-4	33	9	5	1	0	3	4	2	0	2	2	208	14.4	29	63	0	3	0	0.0
Colby Barlow	59	30	17	47	2	18	5	5	0	0	7	5	2	1	3	1	187	16.0	4	6	0	1	0	0.0
Nicholas Porco (total)	59	25	20	45	-2	27	3	6	3	0	1	4	0	0	6	1	149	16.8	9	23	0	2	0	0.0
BAR	19	9	4	13	5	4	3	0	0	0	1	1	0	0	1	1	41	22.0	3	6	0	0	0	0.0
OS	40	16	16	32	-7	23	0	6	3	0	0	3	0	0	5	0	108	14.8	6	17	0	2	0	0.0
Sam Sedley	64	4	38	42	2	30	0	14	0	1	1	0	0	1	0	0	101	4.0	17	47	1	3	1	33.3
Stepan Machacek	62	13	26	39	3	74	6	6	1	1	0	1	2	0	0	1	114	11.4	58	124	1	3	1	33.3
Gavin Bryant	63	9	29	38	0	15	1	4	0	0	1	1	4	0	0	1	59	15.3	302	737	0	0	0	0.0
Logan LeSage	55	9	17	26	4	57	0	2	0	0	0	1	2	0	0	0	67	13.4	11	28	0	0	0	0.0
William Portokalis (total)	66	15	10	25	-4	20	3	0	0	0	2	2	0	0	1	0	147	10.2	51	109	0	0	0	0.0
MISS	12	0	3	3	-2	2	0	0	0	0	0	0	0	0	0	0	34	0.0	21	40	0	0	0	0.0
OS	54	15	7	22	-2	18	3	0	0	0	2	2	0	0	1	0	113	13.3	30	69	0	0	0	0.0
Andrew Perrott	23	1	22	23	12	34	0	10	0	0	0	0	0	0	0	0	73	1.4	0	1	0	1	0	0.0
Thomas Chafe	66	5	13	18	-11	8	2	0	0	0	0	1	1	0	0	1	36	13.9	55	152	0	0	0	0.0
Cal Uens	68	4	14	18	1	45	0	3	0	0	1	1	0	0	0	0	56	7.1	2	5	0	0	0	0.0
Igor Chibrikov	55	1	14	15	7	35	1	1	0	2	0	0	1	0	0	0	80	1.3	0	0	0	0	0	0.0
Nolan Seed	39	4	8	12	-3	41	1	2	0	0	0	0	1	0	0	0	47	8.5	0	0	0	1	0	0.0
Mark Woolley	54	3	9	12	4	75	0	0	0	0	0	0	0	0	0	0	63	4.8	1	1	0	0	0	0.0
Taos Jordan	54	1	10	11	6	14	0	1	0	0	0	0	0	0	0	0	52	1.9	1	2	0	0	0	0.0
Julian Fantino	55	3	7	10	-14	33	0	1	0	0	1	1	0	0	0	0	65	4.6	18	45	0	1	0	0.0

Player Statistics By Team

OWEN SOUND ATTACK (CONT'D)	GP	G	A	PTS	+/-	PIM	PP	PPA	SH	SHA	GW	FG	IG	OT	UA	EN	Sht	Sh%	FOW	FO	G	ATT	GW	SO%
Lorenzo Bonaiuto	34	3	6	9	-9	14	0	0	0	0	1	2	0	0	0	0	43	7.0	10	19	0	0	0	0.0
Madden Steen	40	0	5	5	0	21	0	0	0	0	0	0	0	0	0	0	32	0.0	0	0	0	0	0	0.0
Cedricson Okitundu	43	0	5	5	-6	36	0	0	0	0	0	0	0	0	0	0	35	0.0	0	0	0	0	0	0.0
Kaleb Lawrence	2	0	0	0	0	2	0	0	0	0	0	0	0	0	0	0	5	0.0	10	15	0	0	0	0.0
Mack Guzda	10	0	0	0	0	0	0	0	0	0	0	0	0	0	0	0	0	0.0	0	0	0	0	0	0.0
Corbin Votary	21	0	0	0	0	2	0	0	0	0	0	0	0	0	0	0	0	0.0	0	0	0	0	0	0.0
Nick Chenard	45	0	0	0	0	0	0	0	0	0	0	0	0	0	0	0	0	0.0	0	0	0	0	0	0.0

PETERBOROUGH PETES

Emmett Sproule	65	30	56	86	1	25	6	22	4	4	3	5	4	0	6	3	195	15.4	20	53	1	2	0	50.0
Tucker Robertson	68	41	40	81	-12	48	9	19	8	1	2	5	1	2	4	2	187	21.9	873	1538	1	2	0	50.0
J.R. Avon	64	29	39	68	-14	36	10	19	2	2	4	3	3	0	4	2	164	17.7	452	911	0	1	0	0.0
Joe Carroll (total)	56	25	28	53	-13	77	7	11	0	0	8	2	3	1	3	1	206	12.1	33	45	2	2	1	100.0
SOO	1	0	1	1	0	4	0	0	0	0	0	0	0	0	0	0	6	0.0	0	0	0	0	0	0.0
PBO	55	25	27	52	-13	73	7	11	0	0	8	2	3	1	3	1	200	12.5	33	45	2	2	1	1.0
Chase Stillman (total)	59	19	30	49	-18	64	9	6	0	3	0	6	1	0	0	0	141	13.5	48	119	1	1	1	100.0
SBY	24	9	11	20	-14	27	3	3	0	1	0	3	0	0	0	0	62	14.5	33	90	1	1	1	1.0
PBO	35	10	19	29	-4	37	6	3	0	2	0	3	1	0	0	0	79	12.7	15	29	0	0	0	0.0
Nick Lardis	63	18	19	37	-5	12	4	4	0	0	2	0	1	0	2	0	117	15.4	2	6	0	0	0	0.0
Samuel Mayer	68	11	26	37	8	78	5	11	0	0	1	3	0	0	1	0	162	6.8	0	0	0	0	0	0.0
Jax Dubois	59	12	16	28	2	46	0	1	3	1	1	1	1	0	2	0	71	16.9	464	877	0	0	0	0.0
Brian Zanetti	56	4	22	26	-12	16	2	13	0	0	0	1	0	0	0	0	82	4.9	0	3	0	0	0	0.0
Sam Alfano	65	13	12	25	-15	29	4	3	0	0	1	2	0	0	2	0	131	9.9	37	79	0	0	0	0.0
Justin DeZoete	64	11	12	23	-16	6	6	4	0	0	1	0	1	0	0	0	106	10.4	29	63	0	0	0	0.0
Jonathan Melee (total)	60	10	8	18	-15	16	1	0	2	0	1	1	0	0	3	1	62	16.1	179	387	0	0	0	0.0
HAM	26	6	1	7	-5	8	1	0	2	0	1	1	0	0	2	0	21	28.6	60	135	0	0	0	0.0
PBO	34	4	7	11	-10	8	0	0	0	0	0	0	0	0	1	1	41	9.8	119	252	0	0	0	0.0
Kaspars Ziemins	61	6	10	16	-6	18	0	0	0	0	1	0	2	0	0	1	65	9.2	9	16	0	0	0	0.0
Donovan McCoy	61	0	16	16	9	64	0	1	0	3	0	0	0	0	0	0	86	0.0	1	1	0	0	0	0.0
Konnor Smith	52	4	8	12	-5	53	0	0	0	1	0	2	0	0	0	0	38	10.5	0	1	0	0	0	0.0
Artem Guryev	37	1	11	12	-4	86	0	1	0	0	0	0	0	0	0	0	43	2.3	0	0	0	0	0	0.0
Keegan McMullen	26	4	5	9	-13	8	0	0	1	0	2	0	0	0	0	0	44	9.1	5	9	0	0	0	0.0
Mason McTavish	5	6	1	7	3	11	0	1	1	0	0	2	1	0	3	1	30	20.0	77	114	0	0	0	0.0
Josh Kavanagh	52	2	3	5	-7	14	1	0	0	0	0	0	0	0	0	0	43	4.7	0	0	0	0	0	0.0
Jaden Reyers	24	0	5	5	-4	2	0	0	0	0	0	0	0	0	0	0	8	0.0	35	75	0	0	0	0.0
Ryan Gagner	53	2	2	4	-11	13	0	0	0	0	0	0	0	0	0	0	38	5.3	27	80	0	0	0	0.0
James Guo	52	1	3	4	-24	12	0	0	0	0	0	0	0	0	0	0	26	3.8	0	1	0	0	0	0.0
Quinton Pagé	22	3	0	3	-5	6	0	0	0	0	2	0	1	0	1	0	22	13.6	50	100	0	0	0	0.0
Shawn Spearing	26	1	1	2	1	26	0	1	0	0	0	0	0	0	0	0	16	6.3	0	0	0	0	0	0.0
Zack Lewis	37	1	1	2	-3	8	0	0	0	0	0	1	0	0	0	0	15	6.7	2	4	0	0	0	0.0
Tye Austin	27	0	1	1	0	4	0	0	0	0	0	0	0	0	0	0	0	0.0	0	0	0	0	0	0.0
Cole Patey	3	0	0	0	0	0	0	0	0	0	0	0	0	0	0	0	2	0.0	0	0	0	0	0	0.0
Liam Sztuska	4	0	0	0	0	0	0	0	0	0	0	0	0	0	0	0	0	0.0	0	0	0	0	0	0.0
Stevie Leskovar	12	0	0	0	-3	6	0	0	0	0	0	0	0	0	0	0	1	0.0	0	0	0	0	0	0.0
Michael Simpson	45	0	0	0	0	4	0	0	0	0	0	0	0	0	0	0	0	0.0	0	0	0	0	0	0.0

SAGINAW SPIRIT

Pavel Mintyukov	67	17	45	62	-14	28	2	16	3	1	0	2	1	0	3	1	177	9.6	2	2	1	2	1	50.0
Josh Bloom	67	30	31	61	-13	39	5	15	7	0	6	4	2	0	5	4	212	14.2	145	324	0	1	0	0.0
Dalton Duhart	64	21	31	52	-23	66	5	7	2	1	1	1	1	1	4	0	140	15.0	151	310	1	3	1	33.3
Matyas Sapovaliv	68	18	34	52	-18	26	7	11	2	0	0	4	0	0	0	0	138	13.0	711	1369	2	2	0	100.0
Dean Louks	64	22	29	51	1	45	4	2	1	2	1	1	1	0	0	0	86	25.6	92	199	0	2	0	0.0
Mitchell Smith	68	16	34	50	-32	41	8	7	0	2	1	0	1	0	0	0	193	8.3	1	1	0	0	0	0.0
Nick Wong	65	24	15	39	-18	32	2	0	0	0	1	4	2	0	4	1	135	17.8	364	614	0	2	0	0.0
Calem Mangone	47	13	21	34	-12	28	2	4	0	0	2	0	2	1	1	0	97	13.4	6	19	0	0	0	0.0
Roberto Mancini	64	11	17	28	-17	79	0	5	0	1	1	2	1	0	2	0	91	12.1	0	0	0	0	0	0.0
Sebastien Gervais	66	10	15	25	-26	15	0	0	0	0	1	0	0	0	0	0	65	15.4	37	75	0	0	0	0.0
PJ Forgione	67	6	18	24	-18	75	1	0	0	0	0	2	0	0	0	0	78	7.7	0	0	0	0	0	0.0
Luke McNamara	63	7	15	22	-24	26	1	2	0	0	2	0	0	0	0	0	95	7.4	198	418	0	1	0	0.0
Ian Phillips	59	5	13	18	-16	24	0	0	0	0	2	1	0	0	0	0	42	11.9	5	15	1	1	1	100.0
Evan Klein	58	8	9	17	-12	34	0	1	0	0	0	0	0	0	2	0	47	17.0	3	6	0	0	0	0.0
Pacey Schlueting	65	2	15	17	-24	39	0	0	0	3	0	0	0	0	0	0	58	3.4	0	0	0	0	0	0.0
Camaryn Baber	27	8	8	16	0	25	0	1	0	1	1	2	1	0	0	1	68	11.8	201	361	0	0	0	0.0
Brayden Hislop	42	4	10	14	0	29	0	0	0	0	0	1	0	0	0	0	27	14.8	0	0	0	0	0	0.0
Davis Codd	16	4	3	7	-2	15	0	1	1	1	1	1	1	0	1	1	43	9.3	17	34	0	0	0	0.0
Olivier Savard	47	1	5	6	-18	38	0	0	0	0	0	0	0	0	0	0	27	3.7	1	2	0	0	0	0.0
Charlie Fink	44	2	3	5	-12	28	0	0	0	0	1	1	0	0	0	0	22	9.1	20	46	0	0	0	0.0
Justin O'Donnell	39	2	2	4	-20	10	1	0	0	0	0	1	0	0	0	0	32	6.3	92	185	0	0	0	0.0
Carson Christy	11	0	1	1	-3	0	0	0	0	0	0	0	0	0	0	0	7	0.0	0	0	0	0	0	0.0
Andrew Oke	36	0	1	1	0	0	0	1	0	0	0	0	0	0	0	0	0	0.0	0	0	0	0	0	0.0
Brett Fullerton	11	0	0	0	0	4	0	0	0	0	0	0	0	0	0	0	0	0.0	0	0	0	0	0	0.0
Tristan Lennox	28	0	0	0	0	6	0	0	0	0	0	0	0	0	0	0	0	0.0	0	0	0	0	0	0.0

Player Statistics By Team

SARNIA STING

PLAYER	GP	G	A	PTS	+/-	PIM	PP	PPA	SH	SHA	GW	FG	IG	OT	UA	EN	Sht	Sh%	FOW	FO	G	ATT	GW	SO%
Ty Voit	67	26	54	80	-9	10	6	16	1	1	3	1	3	0	2	1	157	16.6	286	627	2	2	1100.0	
Nolan Burke	64	34	25	59	-1	23	3	7	3	1	1	5	3	0	3	0	144	23.6	396	717	0	2	0 0.0	
Nolan Dann	64	29	28	57	-7	41	9	5	0	0	3	6	4	0	2	1	165	17.6	3	7	0	0	0 0.0	
Theo Hill	67	21	32	53	-4	46	3	9	1	0	2	2	1	0	3	2	108	19.4	607	1078	0	0	0 0.0	
Nolan DeGurse	47	20	23	43	-22	22	6	9	0	0	5	3	1	0	1	0	121	16.5	88	195	0	1	0 0.0	
Max Namestnikov	68	16	24	40	-12	49	5	8	0	0	3	2	2	0	1	1	132	12.1	261	473	0	1	0 0.0	
Marko Sikic (total)	70	15	25	40	-4	19	5	7	0	1	2	0	0	1	4	0	136	11.0	183	377	1	2	0 50.0	
GUE	27	5	6	11	0	6	1	0	0	0	0	0	0	0	2	0	49	10.2	54	105	0	0	0 0.0	
SAR	43	10	19	29	-4	13	4	7	0	1	2	0	0	1	2	0	87	11.5	129	272	1	2	0 0.5	
Ethan Ritchie (total)	65	12	26	38	8	40	4	8	0	2	2	1	3	0	1	0	128	9.4	1	1	0	0	0 0.0	
KGN	12	1	1	2	0	8	1	0	0	0	0	0	1	0	0	0	14	7.1	0	0	0	0	0 0.0	
SAR	53	11	25	36	8	32	3	8	0	2	2	1	2	0	1	0	114	9.6	1	1	0	0	0 0.0	
Ryan Mast	59	9	22	31	-11	52	3	11	0	0	3	2	0	0	0	0	103	8.7	0	1	0	0	0 0.0	
Zach Filak	62	10	12	22	-15	35	5	1	0	0	1	0	0	0	2	0	68	14.7	153	376	0	0	0 0.0	
Angus MacDonell	56	10	11	21	-1	42	1	1	1	0	0	2	0	0	2	0	70	14.3	52	127	0	0	0 0.0	
Alexis Daviault	59	6	15	21	-3	42	2	6	0	0	1	1	0	0	1	0	71	8.5	0	0	0	0	0 0.0	
Chandler Romeo (total)	67	2	16	18	-19	100	0	2	0	0	0	0	0	0	0	0	83	2.4	0	2	0	0	0 0.0	
HAM	28	1	8	9	-2	36	0	0	0	0	0	0	0	0	0	0	34	2.9	0	2	0	0	0 0.0	
SAR	39	1	8	9	-17	64	0	2	0	0	0	0	0	0	0	0	49	2.0	0	0	0	0	0 0.0	
Andrei Malyavin	44	2	11	13	-2	10	1	3	0	0	0	0	0	0	0	0	35	5.7	1	2	0	0	0 0.0	
Easton Wainwright	29	7	4	11	-3	4	1	0	0	0	0	1	0	0	0	0	36	19.4	117	218	0	0	0 0.0	
Brayden Guy	21	6	5	11	-11	24	0	2	1	0	0	0	2	0	1	0	52	11.5	30	45	0	0	0 0.0	
Nolan Dillingham	43	0	10	10	-7	40	0	0	0	0	0	0	0	0	0	0	54	0.0	1	2	0	0	0 0.0	
Ryder McIntyre	58	4	5	9	-10	55	0	1	0	0	0	0	0	0	1	0	46	8.7	3	10	0	0	0 0.0	
Ashton Reesor	23	1	8	9	-4	27	0	0	0	0	0	0	0	0	0	0	21	4.8	0	0	0	0	0 0.0	
Justin O'Donnell	19	1	6	7	2	12	0	0	0	0	0	0	0	0	0	0	19	5.3	3	7	0	0	0 0.0	
Ben Lalkin	37	2	4	6	-5	12	0	0	0	0	0	0	0	0	0	0	37	5.4	2	3	0	0	0 0.0	
Josh Vogelsberg	49	2	4	6	-10	14	0	2	0	0	0	1	0	0	0	0	50	4.0	8	22	0	0	0 0.0	
Nikita Tarasevich	20	2	3	5	-5	4	1	0	0	0	0	1	0	0	0	0	31	6.5	12	16	0	0	0 0.0	
Cameron Supryka	12	1	3	4	0	21	0	0	0	0	0	0	0	0	1	1	15	6.7	0	0	0	0	0 0.0	
Ryan Pryce	43	0	4	4	-4	49	0	0	0	0	0	0	0	0	0	0	17	0.0	0	0	0	0	0 0.0	
Alex Geci	9	1	2	3	0	2	0	0	0	0	0	1	0	0	0	0	6	16.7	22	40	0	0	0 0.0	
Austin Harper	17	1	1	2	-5	2	0	0	0	0	0	0	0	0	1	0	13	7.7	1	5	0	0	0 0.0	
Owen MacDonald	25	0	2	2	0	6	0	0	0	0	0	0	0	0	0	0	2	0.0	0	0	0	0	0 0.0	
Nicholas Surzycia	1	0	0	0	0	0	0	0	0	0	0	0	0	0	0	0	0	0.0	0	0	0	0	0 0.0	
Ty Moffatt	2	0	0	0	0	0	0	0	0	0	0	0	0	0	0	0	0	0.0	1	2	0	0	0 0.0	
Dylan Grover	5	0	0	0	0	0	0	0	0	0	0	0	0	0	0	0	0	0.0	0	0	0	0	0 0.0	
Anson Thornton	26	0	0	0	0	0	0	0	0	0	0	0	0	0	0	0	0	0.0	0	0	0	0	0 0.0	
Benjamin Gaudreau	44	0	0	0	0	6	0	0	0	0	0	0	0	0	0	0	0	0.0	0	0	0	0	0 0.0	

SOO GREYHOUNDS

Rory Kerins	67	43	75	118	14	49	12	32	0	2	8	6	5	2	3	2	264	16.3	868	1529	1	3	1 33.3
Tye Kartye	63	45	34	79	21	57	23	3	2	0	9	6	6	2	4	1	246	18.3	282	453	1	2	0 50.0
Cole MacKay	61	28	47	75	14	35	8	21	3	1	1	7	3	0	2	2	168	16.7	6	31	2	2	1100.0
Jack Thompson (total)	65	21	36	57	2	34	7	15	1	3	5	2	2	0	3	1	236	8.9	1	4	0	0	0 0.0
SBY	29	8	15	23	1	24	3	7	1	0	1	1	1	0	1	0	103	7.8	0	1	0	0	0 0.0
SOO	36	13	21	34	1	10	4	8	0	3	4	1	1	0	2	1	133	9.8	1	3	0	0	0 0.0
Robert Calisti	66	21	36	57	16	59	6	12	2	1	2	2	3	0	1	1	198	10.6	2	3	0	0	0 0.0
Bryce McConnell-Barker	68	23	26	49	1	14	7	4	0	0	2	1	2	0	3	1	152	15.1	404	779	0	0	0 0.0
Tanner Dickinson	35	18	29	47	18	8	5	17	2	1	1	3	1	0	2	1	164	11.0	219	466	0	1	0 0.0
Ryan O'Rourke	51	10	36	46	7	87	6	25	1	0	1	1	1	0	3	0	106	9.4	0	0	0	0	0 0.0
Kalvyn Watson	47	15	26	41	2	25	2	7	0	0	2	2	2	0	0	0	115	13.0	7	18	0	0	0 0.0
Kirill Kudryavtsev	68	5	34	39	13	10	1	12	0	0	0	0	1	0	1	0	87	5.7	0	0	0	0	0 0.0
Tyler Savard	49	9	19	28	-5	58	1	4	0	0	0	2	0	0	1	1	61	14.8	7	20	0	0	0 0.0
Marco Mignosa	55	13	12	25	0	13	1	0	0	0	0	2	0	0	1	0	78	16.7	3	10	0	0	0 0.0
Owen Allard	66	14	10	24	-1	14	1	0	0	0	2	2	2	0	0	0	120	11.7	347	698	0	0	0 0.0
Keegan McMullen (total)	62	8	14	22	-9	38	2	0	1	0	4	0	1	0	0	0	110	7.3	36	76	0	0	0 0.0
PBO	26	4	5	9	-13	8	0	0	1	0	2	0	0	0	0	0	44	9.1	5	9	0	0	0 0.0
SOO	36	4	9	13	4	30	2	0	0	0	2	0	1	0	0	0	66	6.1	31	67	0	0	0 0.0
Justin Cloutier	68	8	11	19	-9	31	2	1	0	0	1	0	0	0	0	0	81	9.9	4	15	0	0	0 0.0
Connor Toms	56	4	15	19	11	19	0	0	0	0	1	1	1	0	0	0	55	7.3	0	0	0	0	0 0.0
Jordan D'Intino	55	7	7	14	-3	16	0	2	0	0	0	0	0	0	0	1	57	12.3	64	147	0	0	0 0.0
Jacob Holmes	30	0	14	14	1	12	0	4	0	0	0	0	0	0	0	0	46	0.0	0	1	0	0	0 0.0
Luc Brzustowski	54	1	10	11	3	27	0	0	0	1	0	0	0	0	0	0	51	2.0	0	1	0	0	0 0.0
Marc Boudreau	32	3	7	10	-1	33	0	0	0	0	1	1	0	0	0	0	36	8.3	6	14	0	0	0 0.0
Caeden Carlisle	55	5	4	9	-4	59	0	0	0	0	0	2	0	0	1	0	35	14.3	0	1	0	0	0 0.0
Landen Hooley	43	1	4	5	-2	25	0	0	0	0	0	0	0	0	0	0	29	3.4	2	6	0	0	0 0.0
Ethan Montroy	27	2	1	3	3	20	0	0	0	0	0	0	1	0	0	0	20	10.0	5	9	0	0	0 0.0

Player Statistics By Team

SOO GREYHOUNDS (CONT'D)	GP	G	A	PTS	+/-	PIM	PP	PPA	SH	SHA	GW	FG	IG	OT	UA	EN	Sht	Sh%	FOW	FO	G	ATT	GW	SO%
Ty Anselmini (total)	38	2	1	3	-7	67	0	0	0	0	0	0	1	0	0	0	33	6.1	20	40	0	0	0	0.0
MISS	15	1	1	2	-6	30	0	0	0	0	0	0	1	0	0	0	16	6.3	15	31	0	0	0	0.0
SOO	23	1	0	1	-1	37	0	0	0	0	0	0	0	0	0	0	17	5.9	5	9	0	0	0	0.0
Joe Carroll	1	0	1	1	0	4	0	0	0	0	0	0	0	0	0	0	6	0.0	0	0	0	0	0	0.0
Tucker Tynan (total)	50	0	1	1	0	4	0	1	0	0	0	0	0	0	0	0	1	0.0	0	0	0	0	0	0.0
NIAG	14	0	0	0	0	0	0	0	0	0	0	0	0	0	0	0	0	0.0	0	0	0	0	0	0.0
SOO	36	0	1	1	0	4	0	1	0	0	0	0	0	0	0	0	1	0.0	0	0	0	0	0	0.0
Andrew Gibson	6	0	0	0	1	6	0	0	0	0	0	0	0	0	0	0	5	0.0	0	0	0	0	0	0.0
Charlie Schenkel	7	0	0	0	0	0	0	0	0	0	0	0	0	0	0	0	0	0.0	0	0	0	0	0	0.0
Samuel Ivanov	35	0	0	0	0	0	0	0	0	0	0	0	0	0	0	0	0	0.0	0	0	0	0	0	0.0

SUDBURY WOLVES

David Goyette	66	33	40	73	-6	33	6	9	0	2	1	5	2	1	2	2	178	18.5	529	1070	1	5	0	20.0
Evan Konyen	66	16	34	50	-3	35	5	8	0	0	2	4	1	1	3	0	134	11.9	46	96	0	4	0	0.0
Nick DeGrazia	65	22	27	49	-9	2	3	6	3	0	1	3	2	0	3	0	165	13.3	4	28	0	2	0	0.0
Kocha Delic	65	17	29	46	6	29	2	8	0	0	1	4	1	0	0	1	162	10.5	232	460	0	3	0	0.0
Jacob Holmes (total)	63	7	27	34	-13	26	3	9	0	0	0	2	1	0	1	1	138	5.1	0	1	0	2	0	0.0
SOO	30	0	14	14	1	12	0	4	0	0	0	0	0	0	0	0	46	0.0	0	1	0	0	0	0.0
SBY	33	7	13	20	-14	14	3	5	0	0	0	2	1	0	1	1	92	7.6	0	0	0	2	0	0.0
Marc Boudreau (total)	71	10	22	32	-11	81	2	3	0	0	1	3	0	0	0	0	92	10.9	13	34	0	0	0	0.0
SOO	32	3	7	10	-1	33	0	0	0	0	1	1	0	0	0	0	36	8.3	6	14	0	0	0	0.0
SBY	39	7	15	22	-10	48	2	3	0	0	0	2	0	0	0	0	56	12.5	7	20	0	0	0	0.0
Quentin Musty	50	12	19	31	-21	70	1	5	0	0	4	2	0	0	0	0	138	8.7	25	54	0	4	0	0.0
Dominik Jendek	46	15	14	29	-15	20	2	3	0	1	4	0	1	0	1	0	97	15.5	67	189	0	3	0	0.0
Landon McCallum	62	9	18	27	-22	97	1	5	0	1	2	1	0	0	1	1	97	9.3	365	693	0	1	0	0.0
Alex Assadourian	66	8	19	27	-4	15	0	1	0	1	0	1	1	0	0	0	85	9.4	159	337	0	0	0	0.0
Liam Ross	58	11	15	26	-9	34	4	3	1	0	1	1	1	0	1	0	126	8.7	0	1	0	0	0	0.0
Ethan Larmand	63	15	9	24	-15	82	2	1	1	1	1	1	2	0	1	0	125	12.0	498	1036	0	0	0	0.0
Jack Thompson	29	8	15	23	1	24	3	7	1	0	1	1	1	0	1	0	103	7.8	0	1	0	0	0	0.0
Chase Stillman	24	9	11	20	-14	27	3	3	0	1	0	3	0	0	0	0	62	14.5	33	90	1	1	1	100.0
Ryan Smith	58	3	16	19	3	18	0	1	0	1	1	1	0	0	0	0	41	7.3	54	132	1	3	1	33.3
Nolan Collins	65	4	14	18	-1	56	1	0	0	0	1	0	0	1	0	0	56	7.1	0	1	0	0	0	0.0
Alex Pharand (total)	56	6	8	14	-16	16	1	0	0	0	0	0	2	0	0	0	56	10.7	143	289	0	0	0	0.0
HAM	23	1	3	4	-2	2	0	0	0	0	0	0	1	0	0	0	16	6.3	36	75	0	0	0	0.0
SBY	33	5	5	10	-14	14	1	0	0	0	0	0	1	0	0	0	40	12.5	107	214	0	0	0	0.0
Dylan Robinson (total)	27	4	9	13	-9	52	1	5	0	0	0	1	0	0	0	0	48	8.3	0	1	0	0	0	0.0
WSR	4	0	3	3	-6	0	0	3	0	0	0	0	0	0	0	0	6	0.0	0	0	0	0	0	0.0
SBY	23	4	6	10	-3	52	1	2	0	0	0	1	0	0	0	0	42	9.5	0	1	0	0	0	0.0
Andre Anania	57	4	9	13	-7	70	0	0	1	0	0	0	1	0	0	1	70	5.7	0	0	0	0	0	0.0
Matthew Mania	49	2	11	13	-24	24	1	4	0	0	0	0	0	0	0	0	47	4.3	0	0	0	0	0	0.0
Payton Robinson	65	1	8	9	-10	22	0	0	0	0	0	0	0	0	0	0	54	1.9	0	0	0	0	0	0.0
Michael Derbidge	38	3	5	8	-3	22	0	0	0	0	0	1	0	0	0	0	25	12.0	1	2	0	0	0	0.0
Giordano Biondi	29	4	2	6	-4	24	0	0	0	0	1	0	0	0	0	1	27	14.8	4	14	0	0	0	0.0
Nathan Ribau	6	1	3	4	-1	12	0	0	0	0	0	0	0	0	0	0	5	20.0	0	0	0	0	0	0.0
Kosta Manikis	7	1	2	3	-1	13	0	1	0	0	0	1	0	0	1	0	12	8.3	9	11	0	0	0	0.0
Mitchell Weeks	61	0	2	2	0	0	0	2	0	0	0	0	0	0	0	0	0	0.0	0	0	0	0	0	0.0
Owen Hollingsworth	7	0	1	1	-3	0	0	0	0	0	0	0	0	0	0	0	9	0.0	0	0	0	0	0	0.0
Cameron Walker	1	0	0	0	0	0	0	0	0	0	0	0	0	0	0	0	0	0.0	0	0	0	0	0	0.0
Jaxon Bedard	2	0	0	0	-1	0	0	0	0	0	0	0	0	0	0	0	0	0.0	2	4	0	0	0	0.0
Will Bishop	2	0	0	0	1	0	0	0	0	0	0	0	0	0	0	0	0	0.0	0	0	0	0	0	0.0
Carter Geoffroy	2	0	0	0	0	4	0	0	0	0	0	0	0	0	0	0	0	0.0	0	0	0	0	0	0.0
Hayden Simpson	6	0	0	0	0	2	0	0	0	0	0	0	0	0	0	0	3	0.0	13	20	0	0	0	0.0
Jonathan Lemaire	12	0	0	0	0	2	0	0	0	0	0	0	0	0	0	0	1	0.0	0	0	0	0	0	0.0
Joshua Hoover	22	0	0	0	-8	21	0	0	0	0	0	0	0	0	0	0	23	0.0	0	0	0	0	0	0.0

WINDSOR SPITFIRES

PLAYER	GP	G	A	PTS	+/-	PIM	PP	PPA	SH	SHA	GW	FG	IG	OT	UA	EN	Sht	Sh%	FOW	FO	G	ATT	GW	SO%
Wyatt Johnston	68	46	78	124	29	26	12	30	3	1	7	4	5	1	12	3	259	17.8	622	1254	2	6	1	33.3
Matthew Maggio	66	38	47	85	28	22	10	12	0	0	8	3	4	1	3	3	228	16.7	70	181	0	4	0	0.0
Will Cuyllle	59	43	37	80	22	48	13	16	2	1	9	8	4	3	2	2	250	17.2	81	172	0	2	0	0.0
Louka Henault	63	8	57	65	14	56	2	26	0	1	2	1	2	1	2	0	116	6.9	1	2	0	0	0	0.0
Daniel D'Amico	67	32	26	58	7	34	6	4	2	0	2	5	5	0	2	2	169	18.9	44	93	6	6	2	100.0
Andrew Perrott (total)	62	5	44	49	6	79	4	18	0	0	1	0	0	0	0	0	142	3.5	0	1	0	1	0	0.0
OS	23	1	22	23	12	34	0	10	0	0	0	0	0	0	0	0	73	1.4	0	1	0	1	0	0.0
WSR	39	4	22	26	-6	45	4	8	0	0	1	0	0	0	0	0	69	5.8	0	0	0	0	0	0.0
Ryan Abraham	64	15	31	46	18	60	1	6	0	1	0	3	4	0	0	1	151	9.9	362	782	0	2	0	0.0
Pasquale Zito	49	22	20	42	-5	41	8	13	1	0	2	3	3	0	0	1	150	14.7	290	542	0	2	0	0.0
Ethan Miedema	65	14	24	38	10	18	4	3	0	0	1	4	0	0	0	1	90	15.6	13	39	0	1	0	0.0
Josh Currie (total)	69	12	23	35	-9	47	2	3	2	1	1	0	0	0	0	0	101	11.9	11	44	0	0	0	0.0
NB	28	9	8	17	1	31	2	2	2	1	1	0	0	0	0	0	41	22.0	9	35	0	0	0	0.0
WSR	41	3	15	18	-10	16	0	1	0	0	0	0	0	0	0	0	60	5.0	2	9	0	0	0	0.0
Jacob Maillet (total)	69	10	21	31	3	8	0	0	0	2	1	2	1	0	2	1	97	10.3	472	869	0	0	0	0.0
GUE	23	2	4	6	-2	6	0	0	0	0	1	0	0	0	0	0	26	7.7	92	160	0	0	0	0.0
WSR	46	8	17	25	5	2	0	0	0	2	0	2	1	0	2	1	71	11.3	380	709	0	0	0	0.0
Michael Renwick	67	11	18	29	28	47	1	3	0	0	1	2	1	1	3	0	114	9.6	9	17	0	1	0	0.0
Kyle McDonald	25	17	10	27	-5	10	7	3	0	0	1	1	0	0	2	1	97	17.5	7	15	0	1	0	0.0
Alex Christopoulos (total)	68	14	10	24	17	20	0	0	0	0	2	3	2	0	2	1	90	15.6	3	9	0	0	0	0.0
NB	21	1	1	2	2	10	0	0	0	0	0	0	1	0	0	0	18	5.6	2	4	0	0	0	0.0
WSR	47	13	9	22	15	10	0	0	0	0	2	3	1	0	2	1	72	18.1	1	5	0	0	0	0.0
Daniil Sobolev	62	2	15	17	25	36	0	2	0	1	0	0	0	0	0	0	71	2.8	0	0	2	3	0	66.7
Nathan Ribau (total)	68	3	12	15	-7	75	0	0	0	1	1	0	0	0	0	0	62	4.8	0	0	0	0	0	0.0
SBY	6	1	3	4	-1	12	0	0	0	0	0	0	0	0	0	0	5	20.0	0	0	0	0	0	0.0
WSR	62	2	9	11	-6	63	0	0	0	1	1	0	0	0	0	0	57	3.5	0	0	0	0	0	0.0
Nicholas DeAngelis	63	4	9	13	-3	26	0	1	0	0	1	0	0	0	1	0	81	4.9	1	1	0	0	0	0.0
James Jodoin	46	6	3	9	-1	20	0	0	0	0	1	1	0	0	1	0	36	16.7	1	3	0	0	0	0.0
Oliver Peer	50	6	3	9	-17	20	1	0	0	0	1	1	0	0	0	0	56	10.7	144	300	0	0	0	0.0
Grayson Ladd	26	1	8	9	0	12	0	2	0	0	0	0	0	0	1	0	34	2.9	0	0	0	0	0	0.0
Bronson Ride	37	1	6	7	8	16	0	0	0	0	0	0	0	0	0	0	24	4.2	0	0	0	0	0	0.0
Christopher O'Flaherty	47	3	2	5	-9	24	0	0	0	0	1	0	0	0	1	0	35	8.6	2	13	0	0	0	0.0
Avval Baisov	29	2	3	5	5	16	0	0	0	0	0	0	0	0	0	0	20	10.0	5	9	0	0	0	0.0
Dylan Robinson	4	0	3	3	-6	0	0	3	0	0	0	0	0	0	0	0	6	0.0	0	0	0	0	0	0.0
Wylie Birkett	16	0	3	3	2	10	0	0	0	0	0	0	0	0	0	0	8	0.0	3	5	0	0	0	0.0
Ethan Martin	4	1	1	2	-3	0	0	0	0	0	0	0	0	0	0	0	1	100.0	3	4	0	0	0	0.0
Jackson McIlwain	2	0	0	0	0	0	0	0	0	0	0	0	0	0	0	0	0	0.0	1	2	0	0	0	0.0
Spencer Lecot	4	0	0	0	2	0	0	0	0	0	0	0	0	0	0	0	0	0.0	0	0	0	0	0	0.0
Matt Tovell	8	0	0	0	0	0	0	0	0	0	0	0	0	0	0	0	0	0.0	0	0	0	0	0	0.0
Kyle Downey	11	0	0	0	0	2	0	0	0	0	0	0	0	0	0	0	0	0.0	0	0	0	0	0	0.0
Mathias Onuska (total)	29	0	0	0	0	0	0	0	0	0	0	0	0	0	0	0	0	0.0	0	0	0	0	0	0.0
LDN	3	0	0	0	0	0	0	0	0	0	0	0	0	0	0	0	0	0.0	0	0	0	0	0	0.0
WSR	26	0	0	0	0	0	0	0	0	0	0	0	0	0	0	0	0	0.0	0	0	0	0	0	0.0
Xavier Medina	30	0	0	0	0	0	0	0	0	0	0	0	0	0	0	0	0	0.0	0	0	0	0	0	0.0

2021-22 OHL Coaches Poll

CATEGORY

Most Underrated Player
Most Improved Player
Smartest Player
Hardest Worker
Best Playmaker
Most Dangerous in Goal Area
Best Skater
Best Shot
Hardest Shot
Best Stickhandler
Best on Face-Offs
Best Body Checker
Best Shot Blocker
Best Defensive Forward
Best Penalty Killer
Best Offensive Defenceman
Best Defensive Defenceman
Best Puck-Handling Goalie
Best Shootout Shooter
Best Shootout Goalie

EASTERN CONFERENCE

Ryan Humphrey, Hamilton
Luca Del Bel Belluz, Mississauga
Brandt Clarke, Barrie / Shane Wright, Kingston
Liam Arnsby, North Bay
Logan Morrison, Hamilton
Mason McTavish, Hamilton
J.R. Avon, Peterborough
Mason McTavish, Hamilton
Mason McTavish, Hamilton
Danil Gushchin, Niagara
Owen Beck, Mississauga
Arber Xhekaj, Hamilton
Colton Kammerer, Hamilton
Jordan Frasca, Kingston
Ethan Del Mastro, Mississauga
Brandt Clarke, Barrie
Ethan Del Mastro, Mississauga
Josh Rosenzweig, Niagara
Danil Gushchin, Niagara
Leevi Merilainen, Kingston

WESTERN CONFERENCE

Christian Kyrrou, Erie
Nolan Burke, Sarnia
Wyatt Johnston, Windsor
Tye Kartye, Sault Ste. Marie
Wyatt Johnston, Windsor
Brennan Othmann, Flint
Wyatt Johnston, Windsor
Brennan Othmann, Flint
Brennan Othmann, Flint
Wyatt Johnston, Windsor
Rory Kerins, Sault Ste. Marie
Mark Woolley, Owen Sound
Mark Woolley, Owen Sound
Camaryn Baber, London
Josh Bloom, Saginaw
Louka Henault, Windsor
Ryan O'Rourke, Sault Ste. Marie
Brett Brochu, London
Luke Evangelista, London
Brett Brochu, London

2021-22 Players of the Week

OHL Players of the Week - Playoffs:

June 6 - June 12: Logan Morrison (Hamilton Bulldogs)
May 30 - June 5: Daniel D'Amico (Windsor Spitfires)
May 23 - May 29: Brennan Othmann (Flint Firebirds)
May 16 - May 22: Avery Hayes (Hamilton Bulldogs)
May 9 - May 15: Wyatt Johnston (Windsor Spitfires)
May 2 - May 8: Joseph Serpa (Kitchener Rangers)
Apr. 25 - May 1: Zayde Wisdom (Kingston Frontenacs)
Apr. 19 - Apr. 24: Antonio Stranges (London Knights)

OHL Players of the Week - Regular Season:

Apr. 11 - Apr. 18: Robert Calisti (Soo Greyhounds)
Apr. 4 - Apr. 10: Martin Chromiak (Kingston Frontenacs)
Mar. 28 - Apr. 3: Mason McTavish (Hamilton Bulldogs)
Mar. 21 - Mar. 27: Dalton Duhart (Saginaw Spirit)
Mar. 14 - Mar. 20: Matthew Maggio (Windsor Spitfires)
Mar. 7 - Mar. 13: Lucas Edmonds (Kingston Frontenacs)
Feb. 28 - Mar. 6: Theo Hill (Sarnia Sting)
Feb. 21 - Feb. 27: Logan Morrison (Hamilton Bulldogs)
Feb. 14 - Feb. 20: Antonio Stranges (London Knights)

Feb. 7 - Feb. 13: Logan Morrison (Hamilton Bulldogs)
Jan. 31 - Feb. 6: Luke Evangelista (London Knights)
Jan. 24 - Jan. 30: Brandt Clarke (Barrie Colts)
Jan. 17 - Jan. 23: Riley Piercey (Flint Firebirds)
Jan. 10 - Jan. 16: David Goyette (Sudbury Wolves)
Jan. 3 - Jan. 9: Wyatt Johnston (Windsor Spitfires)
Dec. 27 - Jan. 2: James Hardie (Mississauga Steelheads)
Dec. 13 - Dec. 19: Ty Tullio (Oshawa Generals)
Dec. 6 - Dec. 12: Lucas Edmonds (Kingston Frontenacs)
Nov. 29 - Dec. 5: Wyatt Johnston (Windsor Spitfires)
Nov. 22 - Nov. 28: Brennan Othmann (Flint Firebirds)
Nov. 15 - Nov. 21: Brandon Coe (North Bay Battalion)
Nov. 8 - Nov. 14: Antonio Stranges (London Knights)
Nov. 1 - Nov. 7: Shane Wright (Kingston Frontenacs)
Oct. 25 - Oct. 31: Tucker Robertson (Peterborough Petes)
Oct. 18 - Oct. 24: Rory Kerins (Soo Greyhounds)
Oct. 11 - Oct. 17: Calum Ritchie (Oshawa Generals)
Oct. 4 - Oct. 10: Jack Thompson (Sudbury Wolves)

2021-22 Performers of the Month

Player of the Month:

April - Rory Kerins (Soo Greyhounds)
March - Wyatt Johnston (Windsor Spitfires)
February - Logan Morrison (Hamilton Bulldogs)
January - Wyatt Johnston (Windsor Spitfires)
December - Wyatt Johnston (Windsor Spitfires)
November - Kyle Jackson (North Bay Battalion)
October - Sasha Pastujov (Guelph Storm)

Defenceman of the Month:

April - Jack Thompson (Soo Greyhounds)
March - Pavel Mintyukov (Saginaw Spirit)
February - Michael Buchinger (Guelph Storm)
January - Brandt Clarke (Barrie Colts)
December - Ethan Del Mastro (Mississauga Steelheads)
November - Nathan Staios (Hamilton Bulldogs)
October - Jack Thompson (Sudbury Wolves)

Rookie of the Month:

April - Paul Ludwinski (Kingston Frontenacs)
March - Cedrick Guindon (Owen Sound Attack)
February - Michael Buchinger (Guelph Storm)
January - David Goyette (Sudbury Wolves)
December - Coulson Pitre (Flint Firebirds)
November - Owen Beck (Mississauga Steelheads)
October - Calum Ritchie (Oshawa Generals)

Goaltender of the Month:

April - Michael Simpson (Peterborough Petes)
March - Marco Costantini (Hamilton Bulldogs)
February - Luke Cavallin (Flint Firebirds)
January - Mack Guzda (Barrie Colts)
December - Mack Guzda (Barrie Colts)
November - Joe Vrbetic (North Bay Battalion)
October - Brett Brochu (London Knights)

2019-20 Regular Season Standings

EASTERN CONFERENCE

EAST DIVISION

GP	W	L	OTL	SOL	PTS	PCT	GF	GA
62	50	11	0	1	101	.815	296	164
62	37	21	2	2	78	.629	250	198
62	31	20	6	5	73	.589	229	227
62	24	30	7	1	56	.452	235	267
62	19	39	2	2	42	.339	198	285

CENTRAL DIVISION

GP	W	L	OTL	SOL	PTS	PCT	GF	GA
63	34	27	1	1	70	.556	259	240
63	29	28	4	2	64	.508	220	261
61	27	29	4	1	59	.484	223	227
63	18	39	5	1	42	.333	194	320
62	17	41	4	0	38	.306	189	314

WESTERN CONFERENCE

MIDWEST DIVISION

GP	W	L	OTL	SOL	PTS	PCT	GF	GA
62	45	15	1	1	92	.742	265	187
63	40	16	5	2	87	.690	264	213
63	32	23	3	5	72	.571	218	209
62	30	24	4	4	68	.548	235	207
63	26	26	4	7	63	.500	229	236

WEST DIVISION

GP	W	L	OTL	SOL	PTS	PCT	GF	GA
62	41	16	3	2	87	.702	289	225
63	40	21	1	1	82	.651	274	243
62	34	20	8	0	76	.613	256	233
64	29	31	3	1	62	.484	253	257
62	22	34	5	1	50	.403	244	299

LEADING SCORERS

GP	G	A	PTS
56	39	81	120
61	37	74	111
52	47	55	102
62	40	60	100
57	44	54	98
63	45	51	96
52	36	54	90
62	52	37	89
58	32	57	89
46	55	31	86

2018-19 Regular Season Standings

EASTERN CONFERENCE

EAST DIVISION

GP	W	L	OTL	SOL	PTS	PCT	GF	GA
68	50	12	4	2	106	.779	296	183
68	44	20	4	0	92	.676	288	216
68	33	31	2	2	70	.515	234	256
68	29	34	3	2	63	.463	241	283
68	14	52	1	1	30	.221	144	307

CENTRAL DIVISION

GP	W	L	OTL	SOL	PTS	PCT	GF	GA
68	44	17	7	0	95	.699	326	209
68	43	20	3	2	91	.669	254	206
68	32	29	5	2	71	.522	239	250
68	30	33	3	2	65	.478	230	281
68	26	38	3	1	56	.412	221	245

WESTERN CONFERENCE

MIDWEST DIVISION

GP	W	L	OTL	SOL	PTS	PCT	GF	GA
68	46	15	6	1	99	.728	299	211
68	40	18	6	4	90	.662	308	230
68	34	30	3	1	72	.529	251	267
68	31	31	4	2	68	.500	224	274
68	26	38	3	1	56	.412	230	300

WEST DIVISION

GP	W	L	OTL	SOL	PTS	PCT	GF	GA
68	45	17	3	3	96	.706	294	218
68	44	16	7	1	96	.706	292	224
68	28	33	5	2	63	.463	271	300
68	25	33	5	5	60	.441	216	257
68	16	46	6	0	38	.279	212	350

LEADING SCORERS

GP	G	A	PTS
62	48	69	117
68	61	52	113
68	59	50	109
58	37	72	109
70	52	55	107
67	51	51	102
68	41	61	102
63	38	64	102
65	34	68	102
68	36	61	97

PLAYOFF RESULTS

CONFERENCE QUARTER FINALS
EASTERN CONFERENCE
Ottawa defeated Hamilton (4-0)
Niagara defeated North Bay (4-1)
Oshawa defeated Peterborough (4-1)
Sudbury defeated Mississauga (4-0)
WESTERN CONFERENCE
London defeated Windsor (4-0)
Saginaw defeated Sarnia (4-0)
Sault Ste. Marie defeated Owen Sound (4-1)
Guelph defeated Kitchener (4-0)
CONFERENCE SEMI-FINALS
Ottawa defeated Sudbury (4-0)
Oshawa defeated Niagara (4-2)
Guelph defeated London (4-3)
Saginaw defeated Sault Ste. Marie (4-2)
CONFERENCE FINALS
Ottawa defeated Oshawa (4-0)
Guelph defeated Saginaw (4-3)
ROGERS OHL CHAMPIONSHIP SERIES
Guelph defeated Ottawa (4-2)

2017-18 Regular Season Standings

EASTERN CONFERENCE

EAST DIVISION	GP	W	L	OTL	SOL	PTS	PCT	GF	GA
Hamilton Bulldogs	68	43	18	4	3	93	.684	252	207
Kingston Frontenacs	68	36	23	6	3	81	.596	243	202
Oshawa Generals	68	36	29	3	0	75	.551	250	243
Ottawa 67's	68	30	29	6	3	69	.507	225	260
Peterborough Petes	68	23	39	3	3	52	.382	222	283

CENTRAL DIVISION

Barrie Colts	68	42	21	4	1	89	.654	297	229
Niagara IceDogs	68	35	23	7	3	80	.588	240	235
North Bay Battalion	68	30	28	7	3	70	.515	213	237
Mississauga Steelheads	68	33	32	1	2	69	.507	251	250
Sudbury Wolves	68	17	42	9	0	43	.316	197	291

WESTERN CONFERENCE

MIDWEST DIVISION	GP	W	L	OTL	SoL	PTS	PCT	GF	GA
Kitchener Rangers	68	43	21	3	1	90	.662	246	218
Owen Sound Attack	68	38	22	3	5	84	.618	289	247
London Knights	68	39	25	2	2	82	.603	233	212
Guelph Storm	68	30	29	5	4	69	.507	228	263
Erie Otters	68	23	35	7	3	56	.412	220	270

WEST DIVISION

Sault Ste. Marie Greyhounds	68	55	7	3	3	116	.853	317	186
Sarnia Sting	68	46	17	4	1	97	.713	299	213
Windsor Spitfires	68	32	30	4	2	70	.515	214	224
Saginaw Spirit	68	29	30	9	0	67	.493	196	238
Flint Firebirds	68	20	43	3	2	45	.331	194	316

LEADING SCORERS

GP	G	A	PTS	
Aaron Luchuk, BAR	68	50	65	115
Morgan Frost, SSM	67	42	70	112
Jordan Kyrou, SAR	56	39	70	109
Nick Suzuki, OS	64	42	58	100
Dmitry Sokolov, BAR	64	50	46	96
Sam Miletic, NIAG	63	36	56	92
Jason Robertson, KGN	68	41	46	87
Evan Bouchard, LDN	67	25	62	87
Adam Mascherin, KIT	67	40	46	86
Boris Katchouk, SSM	58	42	43	85
Linus Nyman, KGN	67	39	46	85

PLAYOFF RESULTS

CONFERENCE QUARTER FINALS

EASTERN CONFERENCE
 Hamilton defeated Ottawa (4-1)
 Barrie defeated Mississauga (4-2)
 Kingston defeated North Bay (4-1)
 Niagara defeated Oshawa (4-1)

WESTERN CONFERENCE

Sault Ste. Marie defeated Saginaw (4-0)
 Kitchener defeated Guelph (4-2)
 Sarnia defeated Windsor (4-2)
 Owen Sound defeated London (4-0)

CONFERENCE SEMI-FINALS

Hamilton defeated Niagara (4-1)
 Kingston defeated Barrie (4-2)

Sault Ste. Marie defeated Owen Sound (4-3)
 Kitchener defeated Sarnia (4-2)

CONFERENCE FINALS

Hamilton defeated Kingston (4-1)
 Sault Ste. Marie defeated Kitchener (4-3)

ROGERS OHL CHAMPIONSHIP SERIES

Hamilton defeated Sault Ste. Marie (4-2)

2016-17 Regular Season Standings

EASTERN CONFERENCE

EAST DIVISION	GP	W	L	OTL	SOL	PTS	PCT	GF	GA
Peterborough Petes	68	42	21	2	3	89	.654	239	221
Oshawa Generals	68	40	23	3	2	85	.625	228	215
Kingston Frontenacs	68	33	26	5	4	75	.551	179	200
Hamilton Bulldogs	68	33	27	4	4	74	.544	238	225
Ottawa 67'S	68	26	34	7	1	60	.441	221	271

CENTRAL DIVISION

Mississauga Steelheads	68	34	21	6	7	81	.596	240	219
Sudbury Wolves	68	27	34	7	0	61	.449	207	265
Niagara IceDogs	68	23	35	6	4	56	.412	207	274
North Bay Battalion	68	24	38	4	2	54	.397	192	261
Barrie Colts	68	17	44	6	1	41	.301	192	291

WESTERN CONFERENCE

MIDWEST DIVISION	GP	W	L	OTL	SOL	PTS	PCT	GF	GA
Erie Otters	68	50	15	2	1	103	.757	319	182
Owen Sound Attack	68	49	15	2	2	102	.750	297	177
London Knights	68	46	15	3	4	99	.728	289	194
Kitchener Rangers	68	36	27	3	2	77	.566	244	251
Guelph Storm	68	21	40	5	2	49	.360	202	297

WEST DIVISION

Sault Ste. Marie Greyhounds	68	48	16	3	1	100	.735	287	208
Windsor Spitfires	68	41	19	5	3	90	.662	232	185
Flint Firebirds	68	32	28	3	5	72	.529	229	242
Sarnia Sting	68	31	30	6	1	69	.507	257	277
Saginaw Spirit	68	27	32	7	2	63	.463	204	248

LEADING SCORERS

GP	G	A	PTS	
DeBrincat, Alex, ER	63	65	62	127
Raddysh, Taylor, ER	58	42	67	109
Mascherin, Adam, KIT	65	35	65	100
Palmu, Petrus, OS	62	40	58	98
Suzuki, Nick, OS	65	45	51	96
Kyrou, Jordan, SAR	66	30	64	94
Moore, Ryan, FLNT	68	39	51	90
Pu, Cliff, LDN	63	35	51	86
Sherwood, Kole, FLNT	60	33	52	85
Hancock, Kevin, OS	68	30	55	85
Tyanulin, Artur, OTT	67	24	61	85

PLAYOFF RESULTS

CONFERENCE QUARTER FINALS

EASTERN CONFERENCE
 Peterborough defeated Niagara (4-0)
 Mississauga defeated Ottawa (4-2)
 Oshawa defeated Sudbury (4-2)
 Kingston defeated Hamilton (4-3)

WESTERN CONFERENCE

Erie defeated Sarnia (4-0)
 Sault Ste. Marie defeated Flint (4-1)
 Owen Sound defeated Kitchener (4-1)
 London defeated Windsor (4-3)

CONFERENCE SEMI-FINALS

Peterborough defeated Kingston (4-0)
 Mississauga defeated Oshawa (4-1)

Erie defeated London (4-3)
 Owen Sound defeated Sault Ste. Marie (4-2)

CONFERENCE FINALS

Mississauga defeated Peterborough (4-0)
 Erie defeated Owen Sound (4-2)

ROGERS OHL CHAMPIONSHIP SERIES

Erie defeated Mississauga (4-1)

2015-16 Regular Season Standings

EASTERN CONFERENCE

EAST DIVISION

	GP	W	L	OTL	SOL	PTS	PCT	GF	GA
Kingston Frontenacs	68	46	17	3	2	97	.713	252	189
Ottawa 67's	68	36	29	2	1	75	.551	234	219
Peterborough Petes	68	33	28	2	5	73	.537	240	259
Oshawa Generals	68	27	33	4	4	62	.456	197	235
Hamilton Bulldogs	68	25	35	8	0	58	.426	197	260

CENTRAL DIVISION

Barrie Colts	68	43	22	0	3	89	.654	295	207
North Bay Battalion	68	35	23	6	4	80	.588	240	227
Niagara IceDogs	68	35	26	4	3	77	.566	213	198
Mississauga Steelheads	68	33	30	2	3	71	.522	215	229
Sudbury Wolves	68	16	46	5	1	38	.279	183	328

WESTERN CONFERENCE

MIDWEST DIVISION

	GP	W	L	OTL	SL	PTS	PCT	GF	GA
Erie Otters	68	52	15	1	0	105	.772	269	183
London Knights	68	51	14	2	1	105	.772	319	182
Kitchener Rangers	68	44	17	5	2	95	.699	256	197
Owen Sound Attack	68	32	25	8	3	75	.551	209	222
Guelph Storm	68	13	49	4	2	32	.235	156	297

WEST DIVISION

Sarnia Sting	68	42	19	5	2	91	.669	254	192
Windsor Spitfires	68	40	21	6	1	87	.640	253	200
Sault Ste. Marie Greyhounds	68	33	27	7	1	74	.544	243	233
Saginaw Spirit	68	24	36	5	3	56	.412	209	282
Flint Firebirds	68	20	42	4	2	46	.338	184	279

LEADING SCORERS

	GP	G	A	PTS
Labanc, Kevin, BAR	65	39	88	127
Dvorak, Christian, LDN	59	52	69	121
Marner, Mitchell, LDN	57	39	77	116
Strome, Dylan, ER	56	37	74	111
Tkachuk, Matthew, LDN	57	30	77	107
Mangiapane, Andrew, BAR	59	51	55	106
DeBrincat, Alex, ER	60	51	50	101
Amadio, Mike, NB	68	50	48	98
Fischer, Christian, WSR	66	40	50	90
Watson, Spencer, KGN	64	43	46	89

PLAYOFF RESULTS

CONFERENCE QUARTER FINALS

EASTERN CONFERENCE
 Kingston defeated Oshawa (4-1)
 Barrie defeated Mississauga (4-3)
 North Bay defeated Peterborough (4-3)
 Niagara defeated Ottawa (4-1)

WESTERN CONFERENCE

Erie defeated Saginaw (4-0)
 Sault Ste. Marie defeated Sarnia (4-3)
 London defeated Owen Sound (4-2)
 Kitchener defeated Windsor (4-1)

CONFERENCE SEMI-FINALS

Niagara defeated Kingston (4-0)
 Barrie defeated North Bay (4-0)
 Erie defeated Sault Ste. Marie (4-1)
 London defeated Kitchener (4-0)

CONFERENCE FINALS

Niagara defeated Barrie (4-0)
 London defeated Erie (4-0)

ROGERS OHL CHAMPIONSHIP SERIES

London defeated Niagara (4-0)

2014-15 Regular Season Standings

EASTERN CONFERENCE

EAST DIVISION

	GP	W	L	OTL	SOL	PTS	PCT	GF	GA
Oshawa Generals	68	51	11	2	4	108	.794	292	157
Ottawa 67's	68	38	25	4	1	81	.596	239	220
Kingston Frontenacs	68	32	28	5	3	72	.529	196	197
Belleville Bulls	68	27	33	3	5	62	.456	203	246
Peterborough Petes	68	26	36	1	5	58	.426	203	268

CENTRAL DIVISION

Barrie Colts	68	41	24	1	2	85	.625	278	227
North Bay Battalion	68	37	20	6	5	85	.625	237	195
Niagara IceDogs	68	37	27	2	2	78	.574	274	237
Mississauga Steelheads	68	25	40	2	1	53	.390	178	265
Sudbury Wolves	68	12	54	1	1	26	.191	149	323

WESTERN CONFERENCE

MIDWEST DIVISION

	GP	W	L	OTL	SL	PTS	PCT	GF	GA
Erie Otters	68	50	14	2	2	104	.765	331	212
London Knights	68	40	24	1	3	84	.618	289	260
Guelph Storm	68	38	26	2	2	80	.588	237	237
Owen Sound Attack	68	35	24	2	7	79	.581	240	211
Kitchener Rangers	68	32	26	3	7	74	.544	216	221

WEST DIVISION

Sault Ste. Marie Greyhounds	68	54	12	0	2	110	.809	342	196
Sarnia Sting	68	29	32	4	3	65	.478	232	263
Saginaw Spirit	68	29	36	2	1	61	.449	212	271
Plymouth Whalers	68	23	38	5	2	53	.390	195	255
Windsor Spitfires	68	24	40	2	2	52	.382	223	305

LEADING SCORERS

	GP	G	A	PTS
Dylan Strome, ER	68	45	84	129
Mitchell Marner, LDN	63	44	82	126
Connor McDavid, ER	47	44	76	120
Joseph Blandisi, BAR	68	52	60	112
Christian Dvorak, LDN	66	41	68	109
Kevin Labanc, BAR	68	31	76	107
Alex DeBrincat, ER	68	51	53	104
Andrew Mangiapane, BAR	68	43	61	104
Max Domi, LDN	57	32	70	102
Tyler Bertuzzi, GUE	68	43	55	98

PLAYOFF RESULTS

CONFERENCE QUARTER FINALS

EASTERN CONFERENCE
 Oshawa defeated Peterborough (4-1)
 Barrie defeated Belleville (4-0)
 North Bay defeated Kingston (4-0)
 Niagara defeated Ottawa (4-2)

WESTERN CONFERENCE

Sault Ste. Marie defeated Saginaw (4-0)
 Erie defeated Sarnia (4-1)
 London defeated Kitchener (4-2)
 Guelph defeated Owen Sound (4-1)

CONFERENCE SEMI-FINALS

Oshawa defeated Niagara (4-1)
 North Bay defeated Barrie (4-1)
 Sault Ste. Marie defeated Guelph (4-0)
 Erie defeated London (4-0)

CONFERENCE FINALS

Oshawa defeated North Bay (4-2)
 Erie defeated Sault Ste. Marie (4-2)

ROGERS OHL CHAMPIONSHIP SERIES

Oshawa defeated Erie (4-1)

2013-14 Regular Season Standings

EASTERN CONFERENCE

EAST DIVISION		GP	W	L	OTL	SOL	PTS	PCT	GF	GA
Oshawa Generals	68	42	20	0	6	90	.662	232	187	
Kingston Frontenacs	68	39	23	3	3	84	.618	301	255	
Peterborough Petes	68	32	30	0	6	70	.515	233	269	
Belleville Bulls	68	23	38	4	3	53	.390	206	285	
Ottawa 67's	68	23	39	3	3	52	.382	222	308	

CENTRAL DIVISION

North Bay Battalion	68	38	24	4	2	82	.603	220	189
Barrie Colts	68	37	28	1	2	77	.566	266	218
Sudbury Wolves	68	33	24	3	8	77	.566	220	228
Niagara IceDogs	68	24	35	3	6	57	.419	223	284
Mississauga Steelheads	68	24	38	1	5	54	.397	167	267

WESTERN CONFERENCE

MIDWEST DIVISION		GP	W	L	OTL	SL	PTS	PCT	GF	GA
Guelph Storm	68	52	12	2	2	108	.794	340	191	
Erie Otters	68	52	14	2	0	106	.779	312	170	
London Knights	68	49	14	1	4	103	.757	316	203	
Owen Sound Attack	68	31	29	3	5	70	.515	205	237	
Kitchener Rangers	68	22	41	2	3	49	.360	200	280	

WEST DIVISION

Sault Ste. Marie Greyhounds	68	44	17	2	5	95	.699	267	198
Windsor Spitfires	68	37	28	3	0	77	.566	249	235
Saginaw Spirit	68	33	30	4	1	71	.522	254	248
Plymouth Whalers	68	28	33	0	7	63	.463	187	238
Sarnia Sting	68	17	44	2	5	41	.301	211	341

LEADING SCORERS

GP	G	A	PTS	
Connor Brown, ER	68	45	83	128
Dane Fox, ER	67	64	43	107
Scott Kosmachuk, GUE	68	49	52	101
Connor McDavid, ER	56	28	71	99
Andreas Athanasiou, BAR	66	49	46	95
Michael Dal Colle, OSH	67	39	56	95
Nikolay Goldobin, SAR	67	38	56	94
Max Domi, LDN	61	34	59	93
Sam Bennett, KGN	57	36	55	91
Sergey Tolchinsky, SSM	66	31	60	91

PLAYOFF RESULTS

CONFERENCE QUARTER FINALS

EASTERN CONFERENCE
 Oshawa defeated Mississauga (4-0)
 North Bay defeated Niagara (4-3)
 Peterborough defeated Kingston (4-3)
 Barrie defeated Sudbury (4-1)

WESTERN CONFERENCE

Guelph defeated Plymouth (4-1)
 Sault Ste. Marie defeated Owen Sound (4-1)
 Erie defeated Saginaw (4-1)
 London defeated Windsor (4-0)

CONFERENCE SEMI-FINALS

Oshawa defeated Peterborough (4-0)
 North Bay defeated Barrie (4-2)
 Guelph defeated London (4-1)
 Erie defeated Sault Ste. Marie (4-0)

CONFERENCE FINALS

North Bay defeated Oshawa (4-0)
 Guelph defeated Erie (4-1)

OHL CHAMPIONSHIP SERIES

Guelph defeated North Bay (4-1)

2012-13 Regular Season Standings

EASTERN CONFERENCE

EAST DIVISION		GP	W	L	OTL	SOL	PTS	PCT	GF	GA
Belleville Bulls	68	44	16	5	3	96	.706	228	167	
Oshawa Generals	68	42	22	1	3	88	.647	235	192	
Kingston Frontenacs	68	27	35	3	3	60	.441	217	273	
Peterborough Petes	68	26	35	3	4	59	.434	202	254	
Ottawa 67's	68	16	46	0	6	38	.279	208	323	

CENTRAL DIVISION

Barrie Colts	68	44	20	2	2	92	.676	245	185
Brampton Battalion	68	34	25	3	6	77	.566	193	190
Sudbury Wolves	68	29	27	5	7	70	.515	214	234
Niagara IceDogs	68	30	34	2	2	64	.471	227	250
Mississauga Steelheads	68	26	34	0	8	60	.441	179	221

WESTERN CONFERENCE

MIDWEST DIVISION		GP	W	L	OTL	SL	PTS	PCT	GF	GA
London Knights	68	50	13	2	3	105	.772	279	180	
Owen Sound Attack	68	44	18	1	5	94	.691	231	165	
Kitchener Rangers	68	39	20	1	8	87	.640	216	185	
Guelph Storm	68	39	23	2	4	84	.618	253	210	
Erie Otters	68	19	40	4	5	47	.346	206	312	

WEST DIVISION

Plymouth Whalers	68	42	17	5	4	93	.684	292	202
Sault Ste. Marie Greyhounds	68	36	26	3	3	78	.574	262	257
Sarnia Sting	68	35	28	1	4	75	.551	247	254
Saginaw Spirit	68	32	29	4	3	71	.522	250	264
Windsor Spitfires	68	26	33	3	6	61	.449	212	278

LEADING SCORERS

GP	G	A	PTS	
Vincent Trocheck, PLY	63	50	59	109
Charles Sarault, SAR	68	22	86	108
Nick Cousins, SSM	64	27	76	103
Eric Locke, SAG	68	44	53	97
Reid Boucher, SAR	68	62	33	95
Ryan Strome, NIAG	53	34	60	94
Garret Ross, SAG	61	44	46	90
Kerby Rychel, WSR	68	40	47	87
Max Domi, LDN	64	39	48	87
Boone Jenner, OSH	56	45	37	82

PLAYOFF RESULTS

CONFERENCE QUARTER FINALS

EASTERN CONFERENCE
 Belleville defeated Mississauga (4-2)
 Barrie defeated Kingston (4-0)
 Oshawa defeated Niagara (4-1)
 Sudbury defeated Brampton (4-1)

WESTERN CONFERENCE

London defeated Saginaw (4-0)
 Plymouth defeated Sarnia (4-0)
 Owen Sound defeated Sault Ste. Marie (4-2)
 Kitchener defeated Guelph (4-1)

CONFERENCE SEMI-FINALS

Belleville defeated Sudbury (4-0)
 Barrie defeated Oshawa (4-0)
 London defeated Kitchener (4-1)
 Plymouth defeated Owen Sound (4-2)

CONFERENCE FINALS

Barrie defeated Belleville (4-3)
 London defeated Plymouth (4-1)

OHL CHAMPIONSHIP SERIES

London defeated Barrie (4-3)

2011-12 Regular Season Standings

EASTERN CONFERENCE

EAST DIVISION	GP	W	L	OTL	SOL	PTS	PCT	GF	GA
Ottawa 67's	68	40	20	5	3	88	.647	268	216
Belleville Bulls	68	35	32	1	0	71	.522	200	221
Oshawa Generals	68	31	30	4	3	69	.507	242	241
Peterborough Petes	68	27	34	3	4	61	.449	219	281
Kingston Frontenacs	68	19	41	3	5	46	.338	188	290

CENTRAL DIVISION

Niagara IceDogs	68	47	18	0	3	97	.713	291	169
Barrie Colts	68	40	23	3	2	85	.625	248	210
Brampton Battalion	68	36	22	3	7	82	.603	202	188
Sudbury Wolves	68	36	26	4	2	78	.574	242	240
Mississauga St. Michael's Majors	68	33	28	1	6	73	.537	201	219

WESTERN CONFERENCE

MIDWEST DIVISION	GP	W	L	OTL	SL	PTS	PCT	GF	GA
London Knights	68	49	18	0	1	99	.728	277	178
Kitchener Rangers	68	42	24	1	1	86	.632	253	211
Owen Sound Attack	68	32	29	3	4	71	.522	234	220
Guelph Storm	68	31	31	2	4	68	.500	234	238
Erie Otters	68	10	52	3	3	26	.191	169	338

WEST DIVISION

Plymouth Whalers	68	47	18	2	1	97	.713	279	205
Sarnia Sting	68	34	27	2	5	75	.551	243	235
Saginaw Spirit	68	33	27	1	7	74	.544	259	259
Windsor Spitfires	68	29	32	5	2	65	.478	213	258
Sault Ste. Marie Greyhounds	68	29	33	2	4	64	.471	227	272

LEADING SCORERS

	GP	G	A	PTS
Michael Sgarbossa, SBY	66	47	55	102
Tyler Toffoli, OTT	65	52	48	100
Tanner Pearson, BAR	60	37	54	91
Shane Prince, OTT	57	43	47	90
Andrew Agozzino, NIAG	67	40	48	88
Nick Cousins, SSM	65	35	53	88
Charles Sarault, SAR	68	20	67	87
Freddie Hamilton, NIAG	61	35	51	86

PLAYOFF RESULTS

CONFERENCE QUARTER FINALS

EASTERN CONFERENCE

Niagara defeated Oshawa (4-2)
 Ottawa defeated Belleville (4-2)
 Barrie defeated Mississauga (4-2)
 Brampton defeated Sudbury (4-0)

WESTERN CONFERENCE

London defeated Windsor (4-0)
 Plymouth defeated Guelph (4-2)
 Kitchener defeated Owen Sound (4-1)
 Saginaw defeated Sarnia (4-2)

CONFERENCE SEMI-FINALS

Niagara defeated Brampton (4-0)
 Ottawa defeated Barrie (4-3)
 London defeated Saginaw (4-2)
 Kitchener defeated Plymouth (4-3)

CONFERENCE FINALS

Niagara defeated Ottawa (4-1)
 London defeated Kitchener (4-0)

OHL CHAMPIONSHIP SERIES

London defeated Niagara (4-1)

2010-11 Regular Season Standings

EASTERN CONFERENCE

EAST DIVISION	GP	W	L	OTL	SOL	PTS	PCT	GF	GA
Ottawa 67's	68	44	19	3	2	93	.684	278	199
Oshawa Generals	68	39	19	4	6	88	.647	273	240
Kingston Frontenacs	68	29	30	4	5	67	.493	245	279
Belleville Bulls	68	21	43	0	4	46	.338	175	272
Peterborough Petes	68	20	45	1	2	43	.316	195	298

CENTRAL DIVISION

Mississauga St. Michaels Majors	68	53	13	0	2	108	.794	287	170
Niagara IceDogs	68	45	17	2	4	96	.706	273	197
Brampton Battalion	68	29	32	1	6	65	.478	190	214
Sudbury Wolves	68	29	35	2	2	62	.456	235	276
Barrie Colts	68	15	49	2	2	34	.250	231	348

WESTERN CONFERENCE

MIDWEST DIVISION	GP	W	L	OTL	SL	PTS	PCT	GF	GA
Owen Sound Attack	68	46	17	1	4	97	.713	283	215
Kitchener Rangers	68	38	21	4	5	85	.625	256	217
Erie Otters	68	40	26	1	1	82	.603	281	227
Guelph Storm	68	34	27	4	3	75	.551	249	258
London Knights	68	34	29	4	1	73	.537	230	253

WEST DIVISION

Saginaw Spirit	68	40	22	4	2	86	.632	243	207
Windsor Spitfires	68	39	23	3	3	84	.618	280	247
Plymouth Whalers	68	36	26	2	4	78	.574	249	219
Sarnia Sting	68	25	36	5	2	57	.419	243	321
Sault Ste. Marie Greyhounds	68	24	36	5	3	56	.412	238	277

LEADING SCORERS

	GP	G	A	PTS
Tyler Toffoli, OTT	68	57	51	108
Jason Akeson, KIT	67	24	84	108
Ryan Strome, NIAG	65	33	73	106
*Nail Yakupov, SAR	65	49	52	101
Ryan Ellis, WSR	58	24	77	101
Christian Thomas, OSH	66	54	45	99
Taylor Beck, GUE	62	42	53	95
Greg McKegg, ER	66	49	43	92
Michael Latta, GUE	68	34	55	89

PLAYOFF RESULTS

CONFERENCE QUARTER FINALS

EASTERN CONFERENCE

Mississauga defeated Belleville (4-0)
 Sudbury defeated Ottawa (4-0)
 Niagara defeated Brampton (4-0)
 Oshawa defeated Kingston (4-1)

WESTERN CONFERENCE

Owen Sound defeated London (4-2)
 Saginaw defeated Guelph (4-2)
 Plymouth defeated Kitchener (4-3)
 Windsor defeated Erie (4-3)

CONFERENCE SEMI-FINALS

Mississauga defeated Sudbury (4-0)
 Niagara defeated Oshawa (4-1)
 Owen Sound defeated Plymouth (4-0)
 Windsor defeated Saginaw (4-2)

CONFERENCE FINALS

Mississauga defeated Niagara (4-1)
 Owen Sound defeated Windsor (4-1)

OHL CHAMPIONSHIP SERIES

Owen Sound defeated Mississauga (4-3)

2009-10 Regular Season Standings

EASTERN CONFERENCE

EAST DIVISION		GP	W	L	OTL	SOL	PTS	PCT	GF	GA
Ottawa 67's	68	37	23	5	3	82	.603	246	219	
Kingston Frontenacs	68	33	30	2	3	71	.522	229	251	
Peterborough Petes	68	29	35	1	3	62	.456	231	277	
Oshawa Generals	68	24	39	3	2	53	.390	216	299	
Belleville Bulls	68	20	40	2	6	48	.353	189	263	

CENTRAL DIVISION

Barrie Colts	68	57	9	0	2	116	.853	327	186
Mississauga St. Michael's Majors	68	42	20	4	2	90	.662	222	175
Brampton Battalion	68	25	29	7	7	64	.471	167	181
Niagara IceDogs	68	26	34	2	6	60	.441	191	233
Sudbury Wolves	68	26	35	4	3	59	.434	193	267

WESTERN CONFERENCE

MIDWEST DIVISION		GP	W	L	OTL	SL	PTS	PCT	GF	GA
London Knights	68	49	16	1	2	101	.743	273	208	
Kitchener Rangers	68	42	19	4	3	91	.669	286	236	
Guelph Storm	68	35	29	3	1	74	.544	242	255	
Erie Otters	68	33	28	5	2	73	.537	257	259	
Owen Sound Attack	68	27	33	4	4	62	.456	221	276	

WEST DIVISION

Windsor Spitfires	68	50	12	1	5	106	.779	331	203
Plymouth Whalers	68	38	27	1	2	79	.581	245	201
Sault Ste. Marie Greyhounds	68	36	27	1	4	77	.566	237	213
Saginaw Spirit	68	34	27	4	3	75	.551	240	230
Sarnia Sting	68	17	46	3	2	39	.287	184	295

LEADING SCORERS

GP	G	A	PTS
63	48	58	106
57	40	66	106
67	36	58	94
61	39	54	93
56	35	58	93
68	31	62	93
64	50	40	90
64	29	61	90
66	26	62	88
68	36	50	86

PLAYOFF RESULTS

CONFERENCE QUARTER FINALS
EASTERN CONFERENCE
 Barrie defeated Sudbury (4-0)
 Ottawa defeated Niagara (4-1)
 Mississauga defeated Peterborough (4-0)
 Brampton defeated Kingston (4-3)

WESTERN CONFERENCE
 Windsor defeated Erie (4-0)
 London defeated Guelph (4-1)
 Kitchener defeated Saginaw (4-2)
 Plymouth defeated S.S. Marie (4-1)

CONFERENCE SEMI-FINALS
 Barrie defeated Brampton (4-0)
 Mississauga defeated Ottawa (4-3)
 Windsor defeated Plymouth (4-0)
 Kitchener defeated London (4-3)

CONFERENCE FINALS
 Barrie defeated Mississauga (4-1)
 Windsor defeated Kitchener (4-3)

ROGERS OHL CHAMPIONSHIP SERIES
 Windsor defeated Barrie (4-0)

2008-09 Regular Season Standings

EASTERN CONFERENCE

EAST DIVISION		GP	W	L	OTL	SOL	PTS	GF	GA
Belleville Bulls	68	47	17	2	2	98	258	176	
Ottawa 67's	68	40	21	5	2	87	272	231	
Peterborough Petes	68	28	37	1	2	59	210	266	
Oshawa Generals	68	25	35	2	6	58	213	283	
Kingston Frontenacs	68	18	40	6	4	46	200	278	

CENTRAL DIVISION

Brampton Battalion	68	47	19	1	1	96	264	184
Mississauga St. Michael's Majors	68	39	26	1	2	81	229	208
Barrie Colts	68	30	33	3	2	65	214	207
Niagara IceDogs	68	26	31	5	6	63	213	264
Sudbury Wolves	68	26	35	3	4	59	227	282

WESTERN CONFERENCE

MIDWEST DIVISION		GP	W	L	OTL	SL	PTS	GF	GA
London Knights	68	49	16	1	2	101	287	194	
Guelph Storm	68	35	26	4	3	77	226	209	
Erie Otters	68	34	29	3	2	73	233	239	
Owen Sound Attack	68	26	27	7	8	67	226	258	
Kitchener Rangers	68	26	37	3	2	57	208	254	

WEST DIVISION

Windsor Spitfires	68	57	10	0	1	115	311	171
Saginaw Spirit	68	36	24	4	4	80	235	219
Plymouth Whalers	68	37	26	5	0	79	253	244
Sarnia Sting	68	35	26	4	3	77	216	210
Sault Ste. Marie Greyhounds	68	19	45	2	2	42	172	290

LEADING SCORERS

GP	G	A	PTS
56	58	46	104
53	39	55	94
62	45	48	93
53	43	49	92
67	34	58	92
63	38	52	90
57	22	67	89
55	38	50	88
62	39	48	87
67	26	59	85

PLAYOFF RESULTS

CONFERENCE QUARTER FINALS
EASTERN CONFERENCE
 Belleville defeated Sudbury (4-2)
 Brampton defeated Peterborough (4-0)
 Niagara defeated Ottawa (4-3)
 Mississauga defeated Barrie (4-1)

WESTERN CONFERENCE
 Windsor defeated Owen Sound (4-0)
 London defeated Erie (4-1)
 Saginaw defeated Guelph (4-0)
 Plymouth defeated Sarnia (4-1)

CONFERENCE SEMI-FINALS
 Belleville defeated Niagara (4-1)
 Brampton defeated Mississauga (4-2)
 Windsor defeated Plymouth (4-2)
 London defeated Saginaw (4-0)

CONFERENCE FINALS
 Brampton defeated Belleville (4-2)
 Windsor defeated London (4-1)

OHL CHAMPIONSHIP SERIES
 Windsor defeated Brampton (4-1)

2007-08 Regular Season Standings

EASTERN CONFERENCE

EAST DIVISION	GP	W	L	OTL	SOL	PTS	PCT.	GF	GA
Belleville Bulls	68	48	14	4	2	102	.750	280	175
Oshawa Generals	68	38	17	6	7	89	.654	290	262
Ottawa 67's	68	29	34	2	3	63	.463	201	237
Peterborough Petes	68	28	36	1	3	60	.441	199	250
Kingston Frontenacs	68	25	41	0	2	52	.382	227	312

CENTRAL DIVISION

Brampton Battalion	68	42	22	1	3	88	.647	259	187
Niagara IceDogs	68	42	25	0	1	85	.625	272	222
Mississauga St. Michael's Majors	68	31	32	2	3	67	.493	203	243
Barrie Colts	68	28	34	3	3	62	.456	185	223
Sudbury Wolves	68	17	46	2	3	39	.287	175	292

WESTERN CONFERENCE

MIDWEST DIVISION

	GP	W	L	OTL	SL	PTS	PCT.	GF	GA
Kitchener Rangers	68	53	11	1	3	110	.809	289	174
London Knights	68	38	24	4	2	82	.603	250	230
Guelph Storm	68	34	25	5	4	77	.566	213	187
Owen Sound Attack	68	20	41	2	5	47	.346	200	290
Erie Otters	68	18	46	2	2	40	.294	206	343

WEST DIVISION

Sault Ste. Marie Greyhounds	68	44	18	2	4	94	.691	247	173
Windsor Spitfires	68	41	15	7	5	94	.691	279	205
Sarnia Sting	68	37	29	2	0	76	.559	251	229
Saginaw Spirit	68	33	25	8	2	76	.559	234	231
Plymouth Whalers	68	34	28	2	4	74	.544	228	223

LEADING SCORERS

	GP	G	A	PTS
Justin Azevedo, KIT	67	43	81	124
Brett MacLean, OSH	61	61	58	119
John Tavares, OSH	59	40	78	118
Luca Caputi, NIAG	66	51	60	111
Steven Stamkos, SAR	61	58	47	105
Chris Terry, PLY	68	44	57	101
Jack Combs, SAG	67	42	58	100
Michael Swift, NIAG	68	38	62	100
Dustin Jeffrey, SSM	56	38	59	97
Joshua Bailey, WSR	67	29	67	96

PLAYOFF RESULTS

CONFERENCE QUARTER FINALS

EASTERN CONFERENCE
 Belleville defeated Peterborough (4-1)
 Barrie defeated Brampton (4-1)
 Oshawa defeated Ottawa (4-0)
 Niagara defeated Mississauga (4-0)

WESTERN CONFERENCE

Kitchener defeated Plymouth (4-0)
 Sault Ste. Marie defeated Saginaw (4-0)
 Sarnia defeated Windsor (4-1)
 Guelph defeated London (4-1)

CONFERENCE SEMI-FINALS

Belleville defeated Barrie (4-0)
 Oshawa defeated Niagara (4-2)
 Kitchener defeated Sarnia (4-0)
 Sault Ste. Marie defeated Guelph (4-1)

CONFERENCE FINALS

Belleville defeated Oshawa (4-1)
 Kitchener defeated Sault Ste. Marie (4-1)

OHL CHAMPIONSHIP SERIES

Kitchener defeated Belleville (4-3)

2006-07 Regular Season Standings

EASTERN CONFERENCE

EAST DIVISION	GP	W	L	OTL	SOL	GF	GA	PTS
Belleville Bulls	68	39	24	0	5	260	227	83
Oshawa Generals	68	31	29	3	5	292	320	70
Kingston Frontenacs	68	31	30	5	2	269	284	69
Ottawa 67's	68	30	34	0	4	242	263	64
Peterborough Petes	68	24	39	1	4	198	274	53

CENTRAL DIVISION

Barrie Colts	68	48	19	0	1	273	193	97
Mississauga IceDogs	68	43	21	0	4	326	251	90
Sudbury Wolves	68	29	30	3	6	225	241	67
Brampton Battalion	68	27	36	1	4	214	277	59
Toronto St. Michael's Majors	68	20	41	4	3	225	325	47

WESTERN CONFERENCE

MIDWEST DIVISION

	GP	W	L	OTL	SL	GF	GA	PTS
London Knights	68	50	14	1	3	311	231	104
Kitchener Rangers	68	47	17	1	3	262	187	98
Guelph Storm	68	33	23	3	9	215	200	78
Owen Sound Attack	68	31	30	3	4	256	261	69
Erie Otters	68	15	50	1	2	209	378	33

WEST DIVISION

Plymouth Whalers	68	49	14	2	3	299	173	103
Saginaw Spirit	68	44	21	0	3	291	217	91
Sault Ste. Marie Greyhounds	68	37	23	1	7	227	219	82
Sarnia Sting	68	34	24	5	5	270	241	78
Windsor Spitfires	68	18	43	2	5	209	311	43

LEADING SCORERS

	GP	G	A	PTS
Patrick Kane, LDN *	58	62	83	145
John Tavares, OSH	67	72	62	134
Sergei Kostitsyn, LDN	59	40	91	131
Tyler Donati, BELV	66	54	75	129
Sam Gagner, LDN *	53	35	83	118
Bryan Little, BAR	57	41	66	107
Evan Brophey, PLY	68	36	71	107
Bobby Ryan, OS	63	43	59	102
Brett MacLean, OSH	68	47	53	100
Bobby Hughes, KGN	59	40	56	96

PLAYOFF RESULTS

CONFERENCE QUARTER FINALS

EASTERN CONFERENCE
 Barrie defeated Brampton (4-0)
 Belleville defeated Ottawa (4-1)
 Sudbury defeated Mississauga (4-1)
 Oshawa defeated Kingston (4-1)

WESTERN CONFERENCE

London defeated Owen Sound (4-0)
 Plymouth defeated Guelph (4-0)
 Kitchener defeated Sarnia (4-0)
 Sault Ste. Marie defeated Saginaw (4-2)

CONFERENCE SEMI-FINALS

Sudbury defeated Barrie (4-0)
 Belleville defeated Oshawa (4-0)
 London defeated Sault Ste. Marie (4-3)
 Plymouth defeated Kitchener (4-1)

CONFERENCE FINALS

Sudbury defeated Belleville (4-2)
 Plymouth defeated London (4-1)

OHL CHAMPIONSHIP SERIES

Plymouth defeated Sudbury (4-2)

2005-06 Regular Season Standings

EASTERN CONFERENCE

EAST DIVISION		GP	W	L	OTL	SOL	GF	GA	PTS
Peterborough Petes	68	47	16	2	3	269	199	99	
Kingston Frontenacs	68	37	24	4	3	258	237	81	
Belleville Bulls	68	32	28	5	3	202	225	72	
Ottawa 67's	68	29	31	5	3	240	244	66	
Oshawa Generals	68	18	45	4	1	233	330	41	

CENTRAL DIVISION

Brampton Battalion	68	44	21	1	2	275	222	91
Barrie Colts	68	43	21	1	3	258	194	90
Sudbury Wolves	68	34	28	1	5	227	222	74
Toronto St. Michael's Majors	68	32	26	6	4	259	285	74
Mississauga IceDogs	68	21	40	5	2	192	299	49

WESTERN CONFERENCE

MIDWEST DIVISION		GP	W	L	OTL	SL	GF	GA	PTS
London Knights	68	49	15	1	3	304	211	102	
Kitchener Rangers	68	47	19	1	1	255	165	96	
Guelph Storm	68	40	24	1	3	232	206	84	
Owen Sound Attack	68	32	29	4	3	239	239	71	
Erie Otters	68	26	35	4	3	219	266	59	

WEST DIVISION

Plymouth Whalers	68	35	28	1	4	227	225	75
Saginaw Spirit	68	36	30	2	0	242	246	74
Windsor Spitfires	68	32	29	3	4	247	253	71
Sault Ste. Marie Greyhounds	68	29	31	3	5	201	213	66
Sarnia Sting	68	17	46	2	3	197	295	39

LEADING SCORERS

GP	G	A	PTS	
Rob Schremp, LDN	57	57	88	145
David Bolland, LDN	59	57	73	130
Wojtek Wolski, BRAM	56	47	81	128
Dylan Hunter, LDN	62	32	85	117
Evan McGrath, KIT	67	37	77	114
Justin Donati, TOR	62	46	63	109
Bryan Little, BAR	64	42	67	109
Peter Tsimikalis, OSH	64	29	70	99
Cal O'Reilly, WSR	68	18	81	99
Bobby Ryan, OS	59	31	64	95

PLAYOFF RESULTS

CONFERENCE QUARTER FINALS

EASTERN CONFERENCE
 Peterborough defeated Ottawa (4-2)
 Brampton defeated Belleville (4-2)
 Barrie defeated Toronto (4-0)
 Sudbury defeated Kingston (4-2)

WESTERN CONFERENCE

London defeated Sault Ste. Marie (4-0)
 Plymouth defeated Windsor (4-3)
 Owen Sound defeated Kitchener (4-1)
 Guelph defeated Saginaw (4-0)

CONFERENCE SEMI-FINALS

Peterborough defeated Sudbury (4-0)
 Barrie defeated Brampton (4-1)
 London defeated Owen Sound (4-2)
 Guelph defeated Plymouth (4-2)

CONFERENCE FINALS

Peterborough defeated Barrie (4-1)
 London defeated Guelph (4-1)

OHL CHAMPIONSHIP SERIES

Peterborough defeated London (4-0)

2004-05 Regular Season Standings

EASTERN CONFERENCE

EAST DIVISION		GP	W	L	T	OTL	GF	GA	PTS
Peterborough Petes	68	34	21	9	4	238	215	81	
Ottawa 67's	68	34	26	7	1	244	210	76	
Belleville Bulls	68	29	29	6	4	176	208	68	
Kingston Frontenacs	68	28	33	4	3	219	242	63	
Oshawa Generals	68	15	48	3	2	173	289	35	

CENTRAL DIVISION

Mississauga IceDogs	68	34	21	12	1	207	172	81
Barrie Colts	68	33	23	9	3	232	210	78
Brampton Battalion	68	33	24	9	2	214	200	77
Sudbury Wolves	68	32	23	6	7	201	185	77
Toronto St. Michael's Majors	68	29	30	6	3	177	202	67

WESTERN CONFERENCE

MIDWEST DIVISION		GP	W	L	T	OTL	GF	GA	PTS
London Knights	68	59	7	2	0	310	125	120	
Owen Sound Attack	68	40	18	7	3	245	187	90	
Kitchener Rangers	68	35	20	9	4	235	187	83	
Erie Otters	68	31	26	6	5	186	207	73	
Guelph Storm	68	23	34	10	1	167	189	57	

WEST DIVISION

Sault Ste. Marie Greyhounds	68	33	25	9	1	210	188	76
Plymouth Whalers	68	30	29	6	3	198	204	69
Windsor Spitfires	68	26	29	6	7	223	253	65
Saginaw Spirit	68	18	42	4	4	150	260	44
Sarnia Sting	68	16	41	6	5	156	228	43

LEADING SCORERS

GP	G	A	PTS	
Corey Perry, LDN	60	47	83	130
Dylan Hunter, LDN	67	31	73	104
Brad Richardson, OS	68	41	56	97
Rob Schremp, LDN	62	41	49	90
Patrick O'Sullivan, MISS	57	31	59	90
Bobby Ryan, OS	62	37	52	89
Evan McGrath, KIT	67	28	59	87
Rob Hisey, BAR	66	29	57	86
David Bolland, LDN	66	34	51	85
Liam Reddox, PBO	68	36	46	82
Daniel Ryder, PBO	68	29	53	82

PLAYOFF RESULTS

CONFERENCE QUARTER FINALS

EASTERN CONFERENCE
 Toronto defeated Mississauga (4-1)
 Peterborough defeated Belleville (4-1)
 Ottawa defeated Barrie (4-2)
 Sudbury defeated Brampton (4-2)

WESTERN CONFERENCE

London defeated Guelph (4-0)
 Windsor defeated Sault Ste. Marie (4-3)
 Owen Sound defeated Plymouth (4-0)
 Kitchener defeated Erie (4-2)

CONFERENCE SEMI-FINALS

Peterborough defeated Toronto (4-1)
 Ottawa defeated Sudbury (4-2)
 London defeated Windsor (4-0)
 Kitchener defeated Owen Sound (4-0)

CONFERENCE FINALS

Ottawa defeated Peterborough (4-0)
 London defeated Kitchener (4-1)

OHL CHAMPIONSHIP SERIES

London defeated Ottawa (4-1)

2003-04 Regular Season Standings

EASTERN CONFERENCE

EAST DIVISION	GP	W	L	T	OTL	GF	GA	PTS
Ottawa 67's	68	29	26	9	4	238	220	71
Kingston Frontenacs	68	30	28	7	3	210	221	70
Oshawa Generals	68	30	29	8	1	188	206	69
Peterborough Petes	68	22	40	3	3	191	244	50
Belleville Bulls	68	15	44	8	1	172	279	39

CENTRAL DIVISION

Toronto St. Michael's Majors	68	38	21	7	2	210	187	85
Mississauga IceDogs	68	36	21	7	4	217	199	83
Barrie Colts	68	31	21	12	4	196	171	78
Brampton Battalion	68	25	32	9	2	180	221	61
Sudbury Wolves	68	25	32	6	5	185	220	61

WESTERN CONFERENCE

MIDWEST DIVISION	GP	W	L	T	OTL	GF	GA	PTS
London Knights	68	53	11	2	2	300	147	110
Guelph Storm	68	49	14	5	0	276	182	103
Kitchener Rangers	68	34	26	6	2	254	235	76
Owen Sound Attack	68	30	27	7	4	202	210	71
Erie Otters	68	29	26	6	7	221	212	71

WEST DIVISION

Sarnia Sting	68	37	23	4	4	220	210	82
Plymouth Whalers	68	32	24	9	3	220	204	76
Windsor Spitfires	68	27	30	3	8	201	219	65
Sault Ste. Marie Greyhounds	68	30	34	3	1	196	223	64
Saginaw Spirit	68	16	45	3	4	161	228	39

LEADING SCORERS

	GP	G	A	PTS
Corey Locke, OTT	65	51	67	118
Corey Perry, LDN	66	40	73	113
Martin St. Pierre, GUE	68	45	65	110
Eric Himelfarb, KGN	67	37	70	107
Dan Sisca, SAR	67	34	66	100
Rob Hisey, ER	63	38	58	96
Michael Richards, KIT	58	36	53	89
Scott Sheppard, LDN	68	29	59	88
Patrick O'Sullivan, MIS	53	43	39	82
John Mitchell, PLY	65	28	54	82

PLAYOFF RESULTS

CONFERENCE QUARTER FINALS

EASTERN CONFERENCE
 Toronto defeated Sudbury (4-3)
 Brampton defeated Ottawa (4-3)
 Mississauga defeated Oshawa (4-3)
 Barrie defeated Kingston (4-1)

WESTERN CONFERENCE

London defeated Windsor (4-0)
 Erie defeated Sarnia (4-1)
 Guelph defeated Owen Sound (4-3)
 Plymouth defeated Kitchener (4-1)

CONFERENCE SEMI-FINALS

Toronto defeated Brampton (4-1)
 Mississauga defeated Barrie (4-3)
 London defeated Erie (4-0)
 Guelph defeated Plymouth (4-0)

CONFERENCE FINALS

Mississauga defeated Toronto (4-2)
 Guelph defeated London (4-3)

OHL CHAMPIONSHIP SERIES

Guelph defeated Mississauga (4-0)

2002-03 Regular Season Standings

EASTERN CONFERENCE

EAST DIVISION	GP	W	L	T	OTL	GF	GA	PTS
Ottawa 67's	68	44	14	7	3	318	210	98
Peterborough Petes	68	32	22	11	3	222	215	78
Belleville Bulls	68	33	27	6	2	195	200	74
Oshawa Generals	68	34	30	2	2	243	225	72
Kingston Frontenacs	68	25	37	2	4	222	287	56

CENTRAL DIVISION

Brampton Battalion	68	34	24	6	4	239	202	78
Toronto St. Michael's Majors	68	32	24	7	5	207	214	76
Barrie Colts	68	29	26	4	9	228	223	71
Mississauga IceDogs	68	23	31	11	3	212	231	60
Sudbury Wolves	68	16	46	4	2	175	273	38

WESTERN CONFERENCE

MIDWEST DIVISION	GP	W	L	T	OTL	GF	GA	PTS
Kitchener Rangers	68	46	14	5	3	275	188	100
London Knights	68	31	27	7	3	220	205	72
Guelph Storm	68	29	28	9	2	217	208	69
Owen Sound Attack	68	27	30	7	4	206	243	65
Erie Otters	68	24	35	6	3	181	248	57

WEST DIVISION

Plymouth Whalers	68	43	14	9	2	259	174	97
Sarnia Sting	68	41	19	7	1	251	193	90
Windsor Spitfires	68	37	25	5	1	259	221	80
Sault Ste. Marie Greyhounds	68	26	33	6	3	232	284	61
Saginaw Spirit	68	11	45	5	7	158	275	34

LEADING SCORERS

	GP	G	A	PTS
Corey Locke, OTT	66	63	88	151
Matt Foy, OTT	68	61	71	132
Chad Larose, PLY	67	61	56	117
Joey Tenute, SAR	68	41	71	112
Kyle Wellwood, WSR	57	41	59	100
Jamie Johnson, OSH	68	24	76	100
Eric Staal, PBO	66	39	59	98
Matthew Stajan, BELV	57	34	60	94
Kris Newbury, SAR	64	34	58	92
Brandon Nolan, OSH	68	36	52	88
Ryan Ramsay, PLY	59	33	55	88

PLAYOFF RESULTS

CONFERENCE QUARTER FINALS

EASTERN CONFERENCE
 Ottawa defeated Mississauga (4-1)
 Brampton defeated Barrie (4-2)
 Oshawa defeated Peterborough (4-3)
 Toronto defeated Belleville (4-3)

WESTERN CONFERENCE

Kitchener defeated S.S. Marie (4-0)
 Plymouth defeated Owen Sound (4-0)
 Guelph defeated Sarnia (4-2)
 London defeated Windsor (4-3)

CONFERENCE SEMI-FINALS

Ottawa defeated Oshawa (4-2)
 Toronto defeated Brampton (4-1)
 Kitchener defeated Guelph (4-1)
 Plymouth defeated London (4-3)

CONFERENCE FINALS

Ottawa defeated Toronto (4-3)
 Kitchener defeated Plymouth (4-3)

OHL CHAMPIONSHIP SERIES

Kitchener defeated Ottawa (4-1)

2001-02 Regular Season Standings

EASTERN CONFERENCE

EAST DIVISION	GP	W	L	T	OTL	GF	GA	PTS
Belleville Bulls	68	39	23	4	2	279	218	84
Ottawa 67's	68	36	20	10	2	262	218	84
Peterborough Petes	68	33	22	7	6	242	215	79
Oshawa Generals	68	23	33	7	5	205	247	58
Kingston Frontenacs	68	18	37	9	4	197	272	49

CENTRAL DIVISION

Toronto St. Michael's Majors	68	40	19	8	1	230	177	89
Barrie Colts	68	38	19	9	2	226	192	87
Sudbury Wolves	68	25	33	5	5	171	216	60
North Bay Centennials	68	18	37	8	5	185	247	49
Mississauga IceDogs	68	11	47	6	4	212	327	32

WESTERN CONFERENCE

WEST DIVISION	GP	W	L	T	OTL	GF	GA	PTS
Plymouth Whalers	68	39	15	12	2	249	166	92
Sault Ste. Marie Greyhounds	68	38	20	10	0	237	200	86
Windsor Spitfires	68	33	24	6	5	253	229	77
Sarnia Sting	68	27	29	5	7	236	260	66
London Knights	68	24	27	10	7	210	249	65

MIDWEST DIVISION

Erie Otters	68	41	22	4	1	246	218	87
Guelph Storm	68	37	23	7	1	264	235	82
Kitchener Rangers	68	35	22	10	1	257	190	81
Owen Sound Attack	68	24	31	10	3	200	240	61
Brampton Battalion	68	26	35	5	2	215	258	59

LEADING SCORERS

GP	G	A	PTS	
Robinson, Nathan, BELV	67	47	63	110
Renzi, Mike, BELV	68	44	64	108
Spezza, Jason, BELV	53	42	63	105
Newbury, Kris, SAR	66	42	62	104
Pecker, Cory, ER	56	53	46	99
Jamieson, Dusty, SAR	68	44	53	97
Bootland, Darryl, TOR	61	41	56	97
Delisle, Miguel, OTT	67	55	40	95
O'Sullivan, Patrick, MIS *	68	34	58	92
Stathopoulos, Mike, LDN	68	28	62	90

PLAYOFF RESULTS

TIE-BREAKER

North Bay 6, Kingston 2

CONFERENCE QUARTER-FINALS

EASTERN CONFERENCE

Toronto defeated North Bay (4-0)
 Belleville defeated Oshawa (4-1)
 Barrie defeated Sudbury (4-1)
 Ottawa defeated Peterborough (4-2)

WESTERN CONFERENCE

London defeated Plymouth (4-2)
 Erie defeated Sarnia (4-1)
 Windsor defeated S.S. Marie (4-2)
 Guelph defeated Kitchener (4-0)

CONFERENCE SEMI-FINALS

Toronto defeated Ottawa (4-3)
 Barrie defeated Belleville (4-2)
 Erie defeated London (4-2)
 Windsor defeated Guelph (4-1)

CONFERENCE FINALS

Barrie defeated Toronto (4-0)
 Erie defeated Windsor (4-1)

OHL CHAMPIONSHIP SERIES

Erie defeated Barrie (4-1)

2000-01 Regular Season Standings

EASTERN CONFERENCE

EAST DIVISION	GP	W	L	T	OTL	GF	GA	PTS
Belleville Bulls	68	37	23	5	3	275	224	82
Ottawa 67's	68	33	21	10	4	249	201	80
Peterborough Petes	68	30	28	8	2	221	213	70
Kingston Frontenacs	68	28	28	11	1	232	218	68
Oshawa Generals	68	20	36	7	5	184	254	52

CENTRAL DIVISION

Sudbury Wolves	68	35	22	8	3	237	196	81
Toronto St. Michael's Majors	68	35	23	8	2	213	188	80
North Bay Centennials	68	32	28	6	2	232	220	72
Barrie Colts	68	29	28	7	4	214	230	69
Mississauga IceDogs	68	3	56	7	2	157	380	15

WESTERN CONFERENCE

WEST DIVISION	GP	W	L	T	RT	GF	GA	PTS
Plymouth Whalers	68	43	15	5	5	253	162	96
Windsor Spitfires	68	34	22	8	4	257	221	80
Sarnia Sting	68	28	31	7	2	235	244	65
London Knights	68	26	34	5	3	222	263	60
Sault Ste. Marie Greyhounds	68	23	38	4	3	188	256	53

MIDWEST DIVISION

Erie Otters	68	45	11	10	2	264	171	102
Guelph Storm	68	34	23	9	2	227	205	79
Brampton Battalion	68	33	22	9	4	231	210	79
Owen Sound Attack	68	31	27	7	3	256	236	72
Kitchener Rangers	68	26	36	6	0	183	247	58

LEADING SCORERS

GP	G	A	PTS	
Wellwood, Kyle, BELV	68	35	83	118
Spezza, Jason, WSR	56	43	73	116
Radivojevic, Branko, BELV	61	34	70	104
Rowe, Randy, BELV	63	64	38	102
Boyes, Brad, ER	59	45	45	90
MacKenzie, Derek, SBY	62	40	49	89
Baird, Jason, ER	68	30	58	88
Weiss, Stephen, PLY	62	40	47	87
Ott, Steve, WSR	55	50	37	87
Jaspers, Jason, SBY	63	42	42	84

PLAYOFF RESULTS

CONFERENCE QUARTER-FINALS

EASTERN CONFERENCE

Belleville defeated Kingston (4-0)
 Sudbury defeated Barrie (4-1)
 Toronto defeated Peterborough (4-3)
 Ottawa defeated North Bay (4-0)

WESTERN CONFERENCE

Erie defeated London (4-1)
 Plymouth defeated Sarnia (4-0)
 Windsor defeated Owen Sound (4-1)
 Brampton defeated Guelph (4-0)

CONFERENCE SEMI-FINALS

Ottawa defeated Belleville (4-2)
 Toronto defeated Sudbury (4-3)
 Erie defeated Brampton (4-1)
 Plymouth defeated Windsor (4-0)

CONFERENCE FINALS

Ottawa defeated Toronto (4-0)
 Plymouth defeated Erie (4-1)

OHL CHAMPIONSHIP SERIES

Ottawa defeated Plymouth (4-2)

1999-2000 Regular Season Standings

EASTERN CONFERENCE

EAST DIVISION	GP	W	L	T	RT	GF	GA	PTS
Ottawa 67's	68	43	21	4	1	269	189	91
Belleville Bulls	68	44	22	2	0	319	227	90
Kingston Frontenacs	68	38	25	5	3	258	245	84
Peterborough Petes	68	34	27	7	1	242	219	76
Oshawa Generals	68	32	32	4	2	227	224	70

CENTRAL DIVISION

Barrie Colts	68	43	19	6	1	306	212	93
Sudbury Wolves	68	39	24	5	1	262	221	84
North Bay Centennials	68	24	38	6	3	214	253	57
Toronto St. Michael's Majors	68	18	48	2	4	203	281	42
Mississauga Ice Dogs	68	9	58	1	2	160	346	21

WESTERN CONFERENCE

MIDWEST DIVISION	GP	W	L	T	RT	GF	GA	PTS
Erie Otters	68	33	31	4	3	224	229	73
Kitchener Rangers	68	28	34	6	4	229	256	66
Brampton Battalion	68	25	32	11	4	213	226	65
Guelph Storm	68	29	35	4	1	250	256	63
Owen Sound Platers	68	21	41	6	6	237	292	54

WEST DIVISION

Plymouth Whalers	68	45	19	4	1	256	172	95
Sault Ste. Marie Greyhounds	68	37	25	6	5	270	217	85
Sarnia Sting	68	33	27	8	0	211	189	74
Windsor Spitfires	68	35	31	2	1	213	231	73
London Knights	68	22	39	7	3	186	250	54

LEADING SCORERS

	GP	G	A	PTS
Sheldon Keefe, BAR	66	48	73	121
Norm Milley, SBY	68	52	60	112
Jason Jaspers, SBY	68	46	61	107
Denis Shvidki, BAR	61	41	65	106
Michael Zigomanis, KGN	59	40	54	94
Jonathan Cheechoo, BELV	66	45	46	91
Raffi Torres, BRA	68	43	48	91
Taylor Pyatt, SBY	68	40	49	89
Mike Jefferson, BAR	58	34	53	87
Brent Gauvreau, OSH	59	34	53	87
Jonathan Schill, KGN	65	39	48	87
Derek Roy, KIT *	66	34	53	87

PLAYOFF RESULTS

CONFERENCE QUARTER FINALS

EASTERN CONFERENCE
 Barrie defeated North Bay (4-2)
 Ottawa defeated Oshawa (4-1)
 Belleville defeated Peterborough (4-1)
 Sudbury defeated Kingston (4-1)

WESTERN CONFERENCE

Plymouth defeated Guelph (4-2)
 Erie defeated Brampton (4-2)
 S.S. Marie defeated Kitchener (4-1)
 Windsor defeated Sarnia (4-3)

CONFERENCE SEMI-FINALS

Barrie defeated Sudbury (4-3)
 Belleville defeated Ottawa (4-2)
 Plymouth defeated Windsor (4-1)
 S.S. Marie defeated Erie (4-3)

CONFERENCE FINALS

Barrie defeated Belleville (4-1)
 Plymouth defeated S.S. Marie (4-1)

OHL CHAMPIONSHIP SERIES

Barrie defeated Plymouth (4-3)

1998-99 Regular Season Standings

EASTERN CONFERENCE

EAST DIVISION	GP	W	L	T	GF	GA	PTS
Ottawa 67's	68	48	13	7	305	164	103
Belleville Bulls	68	39	22	7	334	246	85
Oshawa Generals	68	39	24	5	280	217	83
Peterborough Petes	68	40	26	2	266	213	82
Kingston Frontenacs	68	22	42	4	240	320	48

CENTRAL DIVISION

Barrie Colts	68	49	13	6	343	192	104
Sudbury Wolves	68	25	35	8	261	288	58
North Bay Centennials	68	22	40	6	215	248	50
Toronto St. Michael's Majors	68	20	42	6	214	316	46
Mississauga Ice Dogs	68	4	61	3	145	426	11

WESTERN CONFERENCE

MIDWEST DIVISION	GP	W	L	T	GF	GA	PTS
Guelph Storm	68	44	22	2	300	218	90
Owen Sound Platers	68	39	24	5	312	293	83
Erie Otters	68	31	33	4	271	297	66
Kitchener Rangers	68	23	39	6	205	257	52
Brampton Battalion	68	8	57	3	198	362	19

WEST DIVISION

Plymouth Whalers	68	51	13	4	313	162	106
Sarnia Sting	68	37	25	6	279	216	80
London Knights	68	34	30	4	260	217	72
Sault Ste. Marie Greyhounds	68	31	29	8	244	242	70
Windsor Spitfires	68	23	39	6	203	294	52

LEADING SCORERS

	GP	G	A	PTS
Peter Sarno, SAR	68	37	93	130
Norm Milley, SBY	68	52	68	120
Sheldon Keefe, BAR *	66	51	65	116
Adam Colagiacomo, PLY	67	40	68	108
Mike Fisher, SBY	68	41	65	106
Daniel Tkaczuk, BAR	58	43	62	105
Harold Druken, PLY	60	58	45	103
Kevin Colley, OSH	63	39	62	101
Justin Papineau, BELV	68	52	47	99
Ivan Novoseltsev, SAR	68	57	39	96

PLAYOFF RESULTS

TIE-BREAKER

Windsor 2 Kitchener 1

CONFERENCE QUARTER-FINALS

EASTERN CONFERENCE
 Barrie defeated Kingston (4-1)
 Ottawa defeated North Bay (4-0)
 Belleville defeated Sudbury (4-0)
 Oshawa defeated Peterborough (4-1)

WESTERN CONFERENCE

Guelph defeated Erie (4-1)
 Owen Sound defeated S.S. Marie (4-1)
 London defeated Sarnia (4-2)
 Plymouth defeated Windsor (4-0)

CONFERENCE SEMI-FINALS

Oshawa defeated Barrie (4-3)
 Belleville defeated Ottawa (4-1)
 London defeated Plymouth (4-3)
 Owen Sound defeated Guelph (4-2)

CONFERENCE FINALS

Belleville defeated Oshawa (4-1)
 London defeated Owen Sound (4-1)

OHL CHAMPIONSHIP SERIES

Belleville defeated London (4-3)

1997-98 Regular Season Standings

EAST DIVISION							LEADING SCORERS					
GP	W	L	T	GF	GA	PTS	GP	G	A	PTS		
Ottawa 67's	66	40	17	9	286	172	89	Peter Sarno, WSR	64	33	88	121
Belleville Bulls	66	41	22	3	315	239	85	Jeremy Adduono, SBY	66	37	69	106
Kingston Frontenacs	66	35	27	4	330	275	74	David Legwand, PLY *	59	54	51	105
Oshawa Generals	66	26	32	8	214	247	60	Maxim Spiridonov, LDN	66	54	44	98
Peterborough Petes	66	20	36	10	212	273	50	Colin Chaulk, KGN	60	34	62	96
Toronto St. Michael's Majors	66	15	42	9	154	265	39	Rob Mailloux, KGN	65	55	40	95
								Jay Legault, LDN	61	39	56	95
								Jon Sim, SAR	59	44	50	94
								Justin Papineau, BELV	66	41	53	94
								Jeff Martin, WSR	65	40	54	94
								Mark Cadotte, LDN	67	39	55	94
								Chris Allen, KGN	66	38	56	94
CENTRAL DIVISION							PLAYOFF RESULTS					
Guelph Storm	66	42	18	6	263	189	90	DIVISION QUARTER-FINALS				
Barrie Colts	66	38	23	5	236	215	81	Belleville defeated Peterborough (4-0)				
Kitchener Rangers	66	27	29	10	224	239	64	Kingston defeated Oshawa (4-3)				
Owen Sound Platers	66	27	34	5	270	312	59	Sudbury defeated Barrie (4-2)				
Sudbury Wolves	66	25	34	7	257	268	57	Owen Sound defeated Kitchener (4-2)				
North Bay Centennials	66	15	45	6	213	291	36	London defeated Erie (4-3)				
								Plymouth defeated Sarnia (4-1)				
WEST DIVISION												
London Knights	66	40	21	5	301	238	85	QUARTER FINALS				
Plymouth Whalers	66	37	22	7	279	223	81	Guelph defeated Sudbury (4-0)				
Sarnia Sting	66	32	22	13	253	227	77	Ottawa defeated Owen Sound (4-1)				
Erie Otters	66	33	28	5	261	252	71	London defeated Kingston (4-1)				
Sault Ste. Marie Greyhounds	66	20	39	7	232	296	47	Plymouth defeated Belleville (4-2)				
Windsor Spitfires	66	19	42	5	261	340	43	SEMI-FINALS				
								Guelph defeated Plymouth (4-0)				
								Ottawa defeated London (4-0)				
								OHL CHAMPIONSHIP SERIES				
								Guelph defeated Ottawa (4-1)				

1996-97 Regular Season Standings

EAST DIVISION							LEADING SCORERS					
GP	W	L	T	GF	GA	PTS	GP	G	A	PTS		
Ottawa 67's	66	49	11	6	320	177	104	Marc Savard, OSH	64	43	87	130
Oshawa Generals	66	41	18	7	287	202	89	Joe Thornton, SSM	59	41	81	122
Peterborough Petes	66	39	25	2	251	238	80	Alyn McCauley, OTT	50	56	56	112
Kingston Frontenacs	66	25	35	6	257	277	56	Richard Uniacke, SSM	66	44	66	110
Belleville Bulls	66	22	37	7	235	278	51	Trevor Letowski, SAR	55	35	72	107
North Bay Centennials	66	14	44	8	214	337	36	Todd Norman, GUE	66	47	58	105
								Joe Seroski, SSM	61	54	49	103
								Jan Bulis, BAR	64	42	61	103
								Jon Sim, SAR	64	56	39	95
								Matt Cooke, WSR	65	45	50	95
CENTRAL DIVISION							PLAYOFF RESULTS					
Kitchener Rangers	66	34	22	10	274	235	78	DIVISION QUARTER-FINALS				
Guelph Storm	66	35	25	6	300	251	76	Ottawa defeated Belleville (4-2)				
Barrie Colts	66	33	23	10	272	236	76	Peterborough defeated Kingston (4-1)				
Owen Sound Platers	66	27	37	2	258	318	56	Guelph defeated Erie (4-1)				
Erie Otters	66	23	36	7	240	260	53	Barrie defeated Owen Sound (4-0)				
Sudbury Wolves	66	21	37	8	251	302	50	S.S. Marie defeated Detroit (4-1)				
								Sarnia defeated Windsor (4-1)				
WEST DIVISION												
Sault Ste. Marie Greyhounds	66	39	17	10	309	220	88	QUARTER-FINALS				
Sarnia Sting	66	35	24	7	286	251	77	Ottawa defeated Barrie (4-1)				
Windsor Spitfires	66	29	29	8	303	285	66	Guelph defeated S.S. Marie (4-2)				
Detroit Whalers	66	26	34	6	230	270	58	Kitchener defeated Sarnia (4-3)				
London Knights	66	13	51	2	215	365	28	Oshawa defeated Peterborough (4-2)				
								SEMI-FINALS				
								Ottawa defeated Guelph (4-3)				
								Oshawa defeated Kitchener (4-2)				
								OHL CHAMPIONSHIP SERIES				
								Oshawa defeated Ottawa (4-2)				

1995-96 Regular Season Standings

EAST DIVISION	GP	W	L	T	GF	GA	PTS
Ottawa 67's	66	39	22	5	258	200	83
Peterborough Petes	66	35	22	9	289	235	79
Belleville Bulls	66	35	26	5	300	250	75
Oshawa Generals	66	30	28	8	248	238	68
Kingston Frontenacs	66	29	31	6	266	267	64
North Bay Centennials	66	14	45	7	242	360	35
CENTRAL DIVISION							
Guelph Storm	66	45	16	5	297	186	95
Kitchener Rangers	66	35	28	3	253	230	73
Niagara Falls Thunder	66	29	30	7	248	238	65
Owen Sound Platers	66	29	32	5	274	313	63
Barrie Colts	66	28	31	7	258	266	63
Sudbury Wolves	66	27	36	3	262	288	57
WEST DIVISION							
Detroit Whalers	66	40	22	4	319	243	84
Sarnia Sting	66	39	23	4	330	276	82
Sault Ste. Marie Greyhounds	66	38	23	5	312	254	81
Windsor Spitfires	66	21	41	4	256	312	46
London Knights	66	3	60	3	179	435	9

LEADING SCORERS	GP	G	A	PTS
Aaron Brand, SAR	66	46	73	119
Daniel Cleary, BELV	64	53	62	115
Sean Haggerty, DET	66	60	51	111
Trevor Gallant, NB	63	47	58	105
Jon Sim, SAR	63	56	46	102
Richard Uniacke, SSM	66	48	54	102
Cameron Mann, PBO	66	42	60	102
Trevor Letowski, SAR	66	36	63	99
Lee Jinman, DET	64	29	68	97
Rob Shearer, WSR	63	40	53	93

PLAYOFF RESULTS

DIVISION QUARTER-FINALS

Peterborough defeated Kingston (4-1)
 Belleville defeated Oshawa (4-1)
 Kitchener defeated Barrie (4-3)
 Niagara Falls defeated Owen Sound (4-2)
 Detroit defeated Windsor (4-3)
 Sarnia defeated S.S. Marie (4-0)

QUARTER-FINALS

Guelph defeated Niagara Falls (4-0)
 Detroit defeated Kitchener (4-1)
 Belleville defeated Ottawa (4-0)
 Peterborough defeated Sarnia (4-2)

SEMI-FINALS

Guelph defeated Belleville (4-1)
 Peterborough defeated Detroit (4-1)

OHL CHAMPIONSHIP SERIES

Peterborough defeated Guelph (4-3)

1994-95 Regular Season Standings

EAST DIVISION	GP	W	L	T	GF	GA	PTS
Kingston Frontenacs	66	40	19	7	284	224	87
Oshawa Generals	66	40	21	5	300	242	85
North Bay Centennials	66	35	27	4	272	247	74
Belleville Bulls	66	32	31	3	295	287	67
Peterborough Petes	66	26	34	6	255	286	58
Ottawa 67's	66	22	38	6	232	276	50
CENTRAL DIVISION							
Guelph Storm	66	47	14	5	330	200	99
Sudbury Wolves	66	53	17	6	314	208	92
Owen Sound Platers	66	22	38	6	239	299	50
Niagara Falls Thunder	66	18	40	8	231	298	44
Kitchener Rangers	66	18	42	6	216	296	42
WEST DIVISION							
Detroit Jr. Red Wings	66	44	18	4	306	223	92
Windsor Spitfires	66	41	22	3	303	232	85
Sarnia Sting	66	24	37	5	250	292	53
London Knights	66	18	44	4	210	309	40
Sault Ste. Marie Greyhounds	66	17	45	4	228	346	38

LEADING SCORERS	GP	G	A	PTS
Marc Savard, OSH	66	43	96	139
David Ling, KGN	62	61	74	135
Bill Bowler, WSR	61	33	102	135
Jeff O'Neill, GUE	57	43	81	124
Darryl Lafrance, OSH	57	55	67	122
Todd Bertuzzi, GUE	62	54	65	119
Dave Roche, WSR	66	55	59	114
Steve Washburn, OTT	63	43	63	106
Vitali Yachmenev, NB	59	53	52	105
Lee Jinman, NB	63	39	65	104

PLAYOFF RESULTS

DIVISION QUARTER-FINALS

Peterborough defeated Oshawa (4-3)
 Belleville defeated North Bay (4-2)
 Sudbury defeated Kitchener (4-1)
 Owen Sound defeated Niagara Falls (4-2)
 Detroit defeated London (4-0)
 Windsor defeated Sarnia (4-0)

QUARTER-FINALS

Guelph defeated Owen Sound (4-0)
 Detroit defeated Peterborough (4-0)
 Belleville defeated Kingston (4-2)
 Sudbury defeated Windsor (4-2)

SEMI-FINALS

Guelph defeated Belleville (4-0)
 Detroit defeated Sudbury (4-3)

OHL CHAMPIONSHIP SERIES

Detroit defeated Guelph (4-2)

1993-94 Regular Season Standings

LEYDEN DIVISION	GP	W	L	T	GF	GA	PTS
North Bay Centennials	66	46	15	5	351	226	97
Ottawa 67's	66	33	22	11	274	229	77
Sudbury Wolves	66	34	26	6	299	275	74
Belleville Bulls	66	32	28	6	303	264	70
Kingston Frontenacs	66	30	28	8	265	259	68
Oshawa Generals	66	26	32	8	272	309	60
Peterborough Petes	66	15	41	10	252	350	40
Newmarket Royals	66	9	47	10	231	377	28

EMMS DIVISION	GP	W	L	T	GF	GA	PTS
Detroit Junior Red Wings	66	42	20	4	312	237	88
Sault Ste. Marie Greyhounds	66	35	24	7	319	268	77
Guelph Storm	66	32	28	6	323	290	70
Owen Sound Platers	66	34	30	2	303	284	70
Kitchener Rangers	66	32	30	4	286	316	68
London Knights	66	32	30	4	293	279	68
Windsor Spitfires	66	25	36	5	253	298	55
Niagara Falls Thunder	66	21	41	4	277	352	46

LEADING SCORERS	GP	G	A	PTS
Jason Allison, LDN	56	55	87	142
Kevin Brown, DET	57	54	81	135
Jeff O'Neill, GUE	66	45	81	126
Keli Corpse, KGN	63	42	84	126
Bill Bowler, WSR	66	47	76	123
Jamie Rivers, SBY	65	32	89	121
Trevor Gallant, KIT	66	39	80	119
Dave Gilmore, LDN	61	48	69	117
Jason MacDonald, OS	66	55	61	116
Sylvain Cloutier, GUE	66	45	71	116

PLAYOFF RESULTS

DIVISION QUARTER-FINALS

Ottawa defeated Peterborough (4-3)
 Sudbury defeated Oshawa (4-1)
 Belleville defeated Kingston (4-2)
 S.S. Marie defeated Windsor (4-0)
 Guelph defeated London (4-1)
 Owen Sound defeated Kitchener (4-1)

DIVISION SEMI-FINALS

Detroit defeated Owen Sound (4-0)
 S.S. Marie defeated Guelph (4-0)
 North Bay defeated Belleville (4-2)
 Ottawa defeated Sudbury (4-2)

SEMI-FINALS

North Bay defeated Ottawa (4-1)
 Detroit defeated S.S. Marie (4-2)

OHL CHAMPIONSHIP SERIES

North Bay defeated Detroit (4-3)

1992-93 Regular Season Standings

LEYDEN DIVISION	GP	W	L	T	GF	GA	PTS
Peterborough Petes	66	46	15	5	352	239	97
Kingston Frontenacs	66	36	19	11	314	265	83
Oshawa Generals	66	33	28	5	270	268	71
Sudbury Wolves	66	31	30	5	291	300	67
Newmarket Royals	66	29	28	9	310	301	67
Belleville Bulls	66	21	34	11	280	315	53
North Bay Centennials	66	22	38	6	251	299	50
Ottawa 67's	66	16	42	8	220	310	40

EMMS DIVISION	GP	W	L	T	GF	GA	PTS
Sault Ste. Marie Greyhounds	66	38	23	5	334	260	81
Detroit Jr. Red Wings	66	37	22	7	336	264	81
London Knights	66	32	27	7	323	292	71
Owen Sound Attack	66	29	29	8	330	324	66
Niagara Falls Thunder	66	29	30	7	299	274	65
Kitchener Rangers	66	26	31	9	280	314	61
Guelph Storm	66	27	33	6	298	360	60
Windsor Spitfires	66	19	42	5	240	343	43

LEADING SCORERS	GP	G	A	PTS
Andrew Brunette, OS	66	62	100	162
Bob Wren, DET	63	57	88	145
Kevin Brown, DET	62	50	91	141
Pat Peake, DET	46	58	78	136
Mike Harding, PBO	66	54	82	136
Jason Dawe, PBO	59	58	68	126
Bill Bowler, WSR	57	44	77	121
Jim Brown, OS	60	53	66	119
Jason Allison, LDN	66	42	76	118
Jeff Bes, GUE	59	48	67	115

PLAYOFF RESULTS

SUPER SERIES *

S.S. Marie defeated Peterborough (4-0)

FIRST ROUND

Kingston defeated North Bay (4-1)
 Oshawa defeated Belleville (4-3)
 Sudbury defeated Newmarket (4-3)
 Detroit defeated Guelph (4-1)
 London defeated Kitchener (4-3)
 Owen Sound defeated Niagara Falls (4-0)

QUARTER-FINALS

Peterborough defeated Sudbury (4-3)
 Kingston defeated Oshawa (4-2)
 Detroit defeated London (4-1)
 S.S. Marie defeated Owen Sound (4-0)

SEMI-FINALS

S.S. Marie defeated Detroit (4-1)
 Peterborough defeated Kingston (4-1)

OHL CHAMPIONSHIP SERIES

Peterborough defeated Sault Ste. Marie (4-1)

* Division champions met in a "Super Series" to determine the host of the Memorial Cup

1991-92 Regular Season Standings

LEYDEN DIVISION	GP	W	L	T	GF	GA	PTS
Peterborough Petes	66	41	18	7	319	256	89
North Bay Centennials	66	40	21	5	323	259	85
Cornwall Royals	66	38	22	6	328	289	82
Sudbury Wolves	66	33	27	6	331	320	72
Oshawa Generals	66	31	26	9	274	273	71
Ottawa 67's	66	32	30	4	280	251	68
Belleville Bulls	66	27	27	12	314	293	66
Kingston Frontenacs	66	16	44	6	241	316	38

EMMS DIVISION	GP	W	L	T	GF	GA	PTS
Sault Ste. Marie Greyhounds	66	41	19	6	335	229	88
Niagara Falls Thunder	66	39	23	4	307	254	82
London Knights	66	37	25	4	310	260	78
Kitchener Rangers	66	29	30	7	283	282	65
Windsor Spitfires	66	25	33	8	272	316	58
Owen Sound Platers	66	23	41	2	260	315	48
Detroit Compuware Ambassadors	66	23	42	1	279	353	47
Guelph Storm	66	4	51	11	235	425	19

LEADING SCORERS	GP	G	A	PTS
Todd Simon, NF	66	53	93	146
Brett Seguin, OTT	64	34	100	134
John Spoltore, NB	66	47	84	131
Darren McCarty, BELV	65	55	72	127
Chris Taylor, LDN	66	48	74	122
Brent Gretzky, BELV	62	43	78	121
Ralph Intranuovo, SSM	65	50	63	113
Jake Grimes, BELV	66	44	69	113
Colin Miller, SSM	66	37	73	110
Jason Dawe, PBO	66	53	55	108

PLAYOFF RESULTS

FIRST ROUND

North Bay defeated Belleville (4-1)
 Ottawa defeated Cornwall (4-2)
 Sudbury defeated Oshawa (4-3)
 London defeated Owen Sound (4-1)
 Kitchener defeated Windsor (4-3)
 Niagara Falls defeated Detroit (4-3)

QUARTER-FINALS

Peterborough defeated Ottawa (4-1)
 North Bay defeated Sudbury (4-0)
 Niagara Falls defeated London (4-1)
 S.S. Marie defeated Kitchener (4-3)

SEMI-FINALS

S.S. Marie defeated Niagara Falls (4-1)
 North Bay defeated Peterborough (4-1)

OHL CHAMPIONSHIP SERIES

S.S. Marie defeated North Bay (4-3)

1990-91 Regular Season Standings

LEYDEN DIVISION	GP	W	L	T	GF	GA	PTS
Oshawa Generals	66	47	13	6	382	233	100
North Bay Centennials	66	40	23	3	322	247	83
Belleville Bulls	66	38	21	7	324	280	83
Ottawa 67's	66	39	25	2	301	280	80
Peterborough Petes	66	33	26	7	272	254	73
Sudbury Wolves	66	33	28	5	288	265	71
Cornwall Royals	66	23	42	1	281	335	47
Kingston Frontenacs	66	15	47	4	255	382	34

EMMS DIVISION	GP	W	L	T	GF	GA	PTS
Sault Ste. Marie Greyhounds	66	42	21	3	303	217	87
Niagara Falls Thunder	66	39	18	9	335	259	87
London Knights	66	38	25	3	301	270	79
Windsor Spitfires	66	33	29	4	307	279	70
Kitchener Rangers	66	28	30	8	301	293	64
Hamilton Dukes	66	17	43	6	270	379	40
Owen Sound Platers	66	13	48	5	269	373	31
Detroit Compuware Ambassadors	66	11	50	5	213	378	27

LEADING SCORERS	GP	G	A	PTS
Eric Lindros, OSH	57	71	78	149
Chris Taylor, LDN	65	50	78	128
Todd Simon, NF	65	51	74	125
Jason Winch, NF	66	40	82	122
Rob Pearson, OSH	51	63	55	118
Jason Firth, KIT	62	41	71	112
Joey St. Aubin, KIT	63	40	71	111
Brett Seguin, OTT	63	24	87	111
Jason Cirone, WSR	63	58	52	110
Jarrod Skalde, BELV	55	38	66	104

PLAYOFF RESULTS

FIRST ROUND

Oshawa defeated Sudbury (4-1)
 North Bay defeated Peterborough (4-0)
 Ottawa defeated Belleville (4-2)
 S.S. Marie defeated Hamilton (4-0)
 Niagara Falls defeated Kitchener (4-2)
 Windsor defeated London (4-3)

QUARTER-FINALS

Niagara Falls defeated Windsor (4-0)
 Ottawa defeated North Bay (4-2)

SEMI-FINALS

Oshawa defeated Ottawa (4-1)
 S.S. Marie defeated Niagara Falls (4-0)

OHL CHAMPIONSHIP SERIES

S.S. Marie defeated Oshawa (4-2)

1989-90 Regular Season Standings

LEYDEN DIVISION	GP	W	L	T	GF	GA	PTS
Oshawa Generals	66	42	20	4	334	244	88
Kingston Frontenacs	66	42	21	3	300	232	87
Peterborough Petes	66	37	23	6	294	236	80
Ottawa 67's	66	38	26	2	320	265	78
Belleville Bulls	66	36	26	4	301	247	76
Cornwall Royals	66	24	38	4	309	361	52
Hamilton Dukes	66	11	49	6	211	371	28
EMMS DIVISION							
London Knights	66	41	19	6	313	246	88
Kitchener Rangers	66	38	21	7	358	259	83
Sudbury Wolves	66	36	23	7	295	267	79
Owen Sound Platers	66	28	31	7	265	305	63
North Bay Centennials	66	23	35	8	292	314	54
Niagara Falls Thunder	66	23	39	4	278	355	50
Sault Ste. Marie Greyhounds	66	18	42	6	229	289	42
Windsor Spitfires	66	17	41	8	233	341	42

LEADING SCORERS	GP	G	A	PTS
Keith Primeau, NF	65	57	70	127
Paul DiPietro, SBY	66	56	63	119
Mike Ricci, PBO	60	52	64	116
Owen Nolan, CORN	58	51	60	111
Darcy Cahill, SBY	58	38	71	109
Brett Seguin, OTT	63	28	80	108
Gilbert Dionne, KIT	64	48	57	105
Chris Taylor, LDN	66	45	60	105
Iain Fraser, OSH	56	40	65	105
Joey St. Aubin, KIT	66	36	68	104

PLAYOFF RESULTS

FIRST ROUND

Oshawa defeated Cornwall (4-2)
 Belleville defeated Kingston (4-3)
 Peterborough defeated Ottawa (4-0)
 Niagara Falls defeated London (4-2)
 Kitchener defeated North Bay (4-1)
 Owen Sound defeated Sudbury (4-3)

QUARTER-FINALS

Niagara Falls defeated Owen Sound (4-1)
 Peterborough defeated Belleville (4-0)

SEMI-FINALS

Oshawa defeated Peterborough (4-0)
 Kitchener defeated Niagara Falls (4-1)

OHL CHAMPIONSHIP SERIES

Oshawa defeated Kitchener (4-3)

1988-89 Regular Season Standings

LEYDEN DIVISION	GP	W	L	T	GF	GA	PTS
Peterborough Petes	66	42	22	2	302	235	86
Oshawa Generals	66	36	24	6	337	286	78
Toronto Marlboros	66	32	31	3	319	332	67
Cornwall Royals	66	31	30	5	350	308	67
Ottawa 67's	66	30	32	4	295	301	64
Belleville Bulls	66	27	35	4	292	322	58
Kingston Raiders	66	25	36	5	278	313	55
EMMS DIVISION							
Kitchener Rangers	66	41	19	6	318	251	88
Niagara Falls Thunder	66	41	23	2	410	319	84
London Knights	66	37	25	4	311	264	78
Guelph Platers	66	26	32	8	257	288	60
Windsor Spitfires	66	25	37	4	272	321	54
North Bay Centennials	66	24	36	6	282	334	54
Sudbury Wolves	66	23	36	7	262	334	53
Sault Ste. Marie Greyhounds	66	21	43	2	227	304	44

LEADING SCORERS	GP	G	A	PTS
Bryan Fogarty, NF	60	47	108	155
Stan Drulia, NF	47	52	93	145
Andrew Cassels, OTT	56	37	97	134
Steve Maltais, CORN	58	53	70	123
Kevin Miehme, OSH	63	43	79	122
Tim Taylor, LDN	61	34	80	114
Rob Zamuner, GUE	66	46	65	111
Keith Osborne, NF	65	45	64	109
Jamie Leach, NF	58	45	62	107
Mike Ricci, PBO	60	54	52	106

PLAYOFF RESULTS

FIRST ROUND

Peterborough defeated Belleville (4-1)
 Ottawa defeated Oshawa (4-2)
 Cornwall defeated Toronto (4-2)
 London defeated Guelph (4-3)
 Niagara Falls defeated Windsor (4-0)
 North Bay defeated Kitchener (4-1)

QUARTER-FINALS

Cornwall defeated Ottawa (4-2)
 London defeated North Bay (4-3)

SEMI-FINALS

Niagara Falls defeated London (4-3)
 Peterborough defeated Cornwall (4-2)

OHL CHAMPIONSHIP SERIES

Peterborough defeated Niagara Falls (4-2)

1987-88 Regular Season Standings

LEYDEN DIVISION	GP	W	L	T	GF	GA	PTS
Peterborough Petes	66	44	17	5	325	212	93
Ottawa 67's	66	38	26	2	341	294	78
Cornwall Royals	66	35	24	7	333	255	77
Belleville Bulls	66	32	30	4	297	275	68
Oshawa Generals	66	32	31	3	278	288	67
Toronto Marlboros	66	26	39	1	292	348	53
Kingston Canadians	66	14	52	0	246	432	28

EMMS DIVISION	GP	W	L	T	GF	GA	PTS
Windsor Spitfires	66	50	14	2	396	215	102
London Knights	66	40	22	4	309	273	84
Hamilton Steelhawks	66	35	28	3	327	291	73
North Bay Centennials	66	31	30	5	284	257	67
Sault Ste. Marie Greyhounds	66	32	33	1	272	294	65
Kitchener Rangers	66	26	39	1	263	329	53
Guelph Platers	66	21	40	5	249	318	47
Sudbury Wolves	66	17	48	1	208	339	35

LEADING SCORERS	GP	G	A	PTS
Andrew Cassels, OTT	61	48	103	151
Len Soccio, NB	66	53	82	135
Kelly Cain, WSR	66	57	76	133
Sean Williams, OSH	65	58	65	123
Dave Rowbotham, OTT	65	43	79	122
Stan Drulia, HAM	65	52	69	121
Ron Goodall, LDN	62	63	56	119
Larry Mitchell, CORN	66	49	66	115
Mike Wolak, WSR	63	42	72	114
Dan Currie, SSM	57	50	59	109

PLAYOFF RESULTS

FIRST ROUND

Peterborough defeated Toronto (4-0)
 Ottawa defeated Oshawa (4-3)
 Cornwall defeated Belleville (4-2)
 Windsor defeated Kitchener (4-0)
 London defeated S.S. Marie (4-2)
 Hamilton defeated North Bay (4-0)

QUARTER-FINALS

Hamilton defeated London (4-2)
 Ottawa defeated Cornwall (4-1)

SEMI-FINALS

Peterborough defeated Ottawa (4-0)
 Windsor defeated Hamilton (4-0)

OHL CHAMPIONSHIP SERIES

Windsor defeated Peterborough (4-0)

1986-87 Regular Season Standings

LEYDEN DIVISION	GP	W	L	T	GF	GA	PTS
Oshawa Generals	66	49	14	3	322	201	101
Peterborough Petes	66	35	34	7	267	212	77
Ottawa 67's	66	33	28	5	310	280	71
Kingston Canadians	66	26	39	1	287	316	53
Belleville Bulls	66	26	39	1	292	347	53
Cornwall Royals	66	23	40	3	261	369	49
Toronto Marlboros	66	22	41	3	298	376	47

EMMS DIVISION	GP	W	L	T	GF	GA	PTS
North Bay Centennials	66	46	18	2	357	216	94
Hamilton Steelhawks	66	39	24	3	321	258	81
Windsor Spitfires	66	36	25	5	287	249	77
Kitchener Rangers	66	32	31	3	293	305	67
Sault Ste. Marie Greyhounds	66	31	31	4	301	299	66
Guelph Platers	66	29	35	2	275	281	60
London Knights	66	25	39	2	259	329	52
Sudbury Wolves	66	20	44	2	285	377	42

LEADING SCORERS	GP	G	A	PTS
Scott McCrory, OSH	66	51	99	150
Dave McLlwain, NB	60	46	73	119
Mike Richard, TOR	66	57	50	107
Derek King, OSH	57	53	53	106
Ron Goodall, KIT	66	52	53	105
Jean-Marc MacKenzie, LDN	63	49	56	105
Mario Chitaroni, SBY	63	54	48	102
Keith Gretzky, HAM	64	35	66	101
Adam Graves, WSR	66	45	55	100
Lee Giffin, OSH	48	31	69	100

PLAYOFF RESULTS

SUPER SERIES

Oshawa defeated North Bay (4-3)

FIRST ROUND

Ottawa defeated Cornwall (4-1)
 Kingston defeated Belleville (4-2)
 Hamilton defeated Guelph (4-1)
 Windsor defeated S.S. Marie (4-0)

QUARTER-FINALS

North Bay defeated Kitchener (4-0)
 Windsor defeated Hamilton (4-0)
 Oshawa defeated Kingston (4-2)
 Peterborough defeated Ottawa (4-2)

SEMI-FINALS

Oshawa defeated Peterborough (4-2)
 North Bay defeated Windsor (4-2)

OHL CHAMPIONSHIP SERIES

Oshawa defeated North Bay (4-3)

1985-86 Regular Season Standings

LEYDEN DIVISION								LEADING SCORERS				
GP	W	L	T	GF	GA	PTS	GP	G	A	PTS		
Peterborough Petes	66	45	19	2	298	190	92	Ray Sheppard, CORN	63	81	61	142
Oshawa Generals	66	37	27	2	285	257	76	Scott McCrory, OSH	66	52	80	132
Belleville Bulls	66	37	27	2	305	268	76	Jason Lafreniere, BELV	62	49	83	132
Kingston Canadians	66	35	28	3	297	257	73	Ron Sanko, KIT	67	43	89	132
Cornwall Royals	66	28	36	2	307	356	58	Shawn Burr, KIT	59	69	67	127
Toronto Marlboros	66	22	41	3	297	345	47	Jack MacKegian, TOR	66	53	59	112
Ottawa 67's	66	18	46	2	274	352	38	Craig Duncanson, CORN	61	43	67	110
EMMS DIVISION								Gary McColgan, OSH	57	49	55	104
North Bay Centennials	66	41	21	4	330	240	86	Mike Stapleton, CORN	56	39	65	104
Guelph Platers	66	41	23	2	297	235	84	Tim Armstrong, TOR	64	35	69	104
Kitchener Rangers	66	35	27	4	318	309	74	PLAYOFF RESULTS				
Windsor Compuware Spitfires	66	34	26	6	280	259	74	FIRST ROUND				
Sudbury Wolves	66	29	33	4	293	330	62	Peterborough defeated Toronto (8 points to 0)				
London Knights	66	28	33	5	271	292	61	Belleville defeated Cornwall (9 points to 3)				
Hamilton Steelhawks	66	26	36	4	268	306	56	Kingston defeated Oshawa (8 points to 4)				
Sault Ste. Marie Greyhounds	66	15	48	3	263	387	33	Guelph defeated Sudbury (8 points to 0)				
								Windsor defeated Kitchener (8 points to 2)				
								North Bay defeated London (9 points to 1)				

ROUND ROBIN

Guelph 8 points, Windsor 4 points, North Bay 2 points
Guelph and Windsor advance

Peterborough 4 points, Belleville 4 points, Kingston 2 points
Peterborough and Belleville advance

SEMI-FINALS

Belleville defeated Peterborough (9 points to 7)
Guelph defeated Windsor (8 points to 4)

OHL CHAMPIONSHIP SERIES

Guelph defeated Belleville (8 points to 4)

1984-85 Regular Season Standings

LEYDEN DIVISION								LEADING SCORERS				
GP	W	L	T	GF	GA	PTS	GP	G	A	PTS		
Peterborough Petes	66	42	20	4	354	233	88	Dave MacLean, BELV	63	64	90	154
Belleville Bulls	66	42	24	0	390	278	84	Wayne Groulx, SSM	64	59	85	144
Toronto Marlboros	66	35	28	3	315	302	73	Steve Linesman, BELV	61	57	83	140
Cornwall Royals	66	34	30	2	355	344	70	Graeme Bonar, SSM	66	66	71	137
Oshawa Generals	66	32	32	2	271	259	66	Mark Teevens, PBO	65	43	90	133
Ottawa 67's	66	20	43	3	263	376	43	Mike Millar, HAM	63	66	60	126
Kingston Canadians	66	18	47	1	239	380	37	Scott Tottle, PBO	64	55	71	126
EMMS DIVISION								Dave Lowry, LDN	61	60	60	120
Sault Ste. Marie Greyhounds	66	54	11	1	381	215	109	Don Biggs, OSH	60	48	69	117
London Knights	66	43	22	1	340	276	87	Mike Bukowski, CORN	62	53	54	107
North Bay Centennials	66	34	28	4	289	254	72	PLAYOFF RESULTS				
Hamilton Steelhawks	66	29	35	2	313	296	60	FIRST ROUND				
Windsor Spitfires	66	28	35	3	267	301	59	Peterborough defeated Ottawa (9 points to 1)				
Kitchener Rangers	66	27	35	4	282	319	58	Belleville defeated Oshawa (8 points to 2)				
Guelph Platers	66	21	40	5	230	332	47	Cornwall defeated Toronto (8 points to 2)				
Sudbury Wolves	66	17	46	3	224	348	37	S.S. Marie defeated Kitchener (8 points to 0)				
								London defeated Windsor (8 points to 0)				
								Hamilton defeated North Bay (9 points to 7)				

QUARTER-FINALS

Belleville defeated Cornwall (6 points to 2)
Hamilton defeated London (6 points to 2)

SEMI-FINALS

Peterborough defeated Belleville (9 points to 1)
S.S. Marie defeated Hamilton (9 points to 1)

OHL CHAMPIONSHIP SERIES

S.S. Marie defeated Peterborough (9 points to 5)

1983-84 Regular Season Standings

LEYDEN DIVISION	GP	W	L	T	GF	GA	PTS
Ottawa 67's	70	50	18	2	347	223	102
Toronto Marlboros	70	45	24	1	392	317	91
Peterborough Petes	70	43	23	4	380	307	90
Oshawa Generals	70	37	32	1	315	297	75
Belleville Bulls	70	33	37	0	319	304	66
Cornwall Royals	70	33	37	0	348	375	66
Kingston Canadians	70	25	45	0	313	378	50
EMMS DIVISION							
Kitchener Rangers	70	52	16	2	418	276	106
Brantford Alexanders	70	39	28	3	303	235	81
Sault Ste. Marie Greyhounds	70	38	28	4	373	321	80
London Knights	70	32	37	1	288	319	65
North Bay Centennials	70	22	43	5	236	327	49
Windsor Spitfires	70	22	46	2	280	379	46
Guelph Platers	70	20	46	4	252	366	44
Sudbury Wolves	70	19	50	1	287	427	39

LEADING SCORERS	GP	G	A	PTS
Tim Salmon, KGN	69	45	100	145
Wayne Presley, KIT	70	63	76	139
Wayne Groulx, SSM	70	59	78	137
Peter Zezel, TOR	68	47	86	133
David Gans, OSH	62	56	76	132
Kevin Conway, KGN	63	65	65	130
Doug Evans, PBO	61	45	79	124
Scott Morrison, LDN	70	47	73	120
Don McLaren, OTT	70	53	60	113
Scott Tottie, PBO	70	63	47	110

PLAYOFF RESULTS

FIRST ROUND

Peterborough defeated Cornwall (6 points to 0)
 Oshawa defeated Belleville (6 points to 0)
 S.S. Marie defeated Windsor (6 points to 0)
 London defeated North Bay (6 points to 2)

QUARTER-FINALS

Ottawa defeated Oshawa (8 points to 0)
 Toronto defeated Peterborough (8 points to 2)
 Kitchener defeated London (8 points to 0)
 S.S. Marie defeated Brantford (8 points to 4)

SEMI-FINALS

Ottawa defeated Toronto (8 points to 0)
 Kitchener defeated S.S. Marie (8 points to 6)

OHL CHAMPIONSHIP SERIES

Ottawa defeated Kitchener (8 points to 2)

1982-83 Regular Season Standings

LEYDEN DIVISION	GP	W	L	T	GF	GA	PTS
Ottawa 67's	70	46	21	3	395	278	95
Peterborough Petes	70	46	22	2	367	278	94
Oshawa Generals	70	45	22	3	380	255	93
Toronto Marlboros	70	36	29	5	325	311	75
Cornwall Royals	70	36	33	1	370	335	73
Belleville Bulls	70	34	36	0	342	332	68
Kingston Canadians	70	24	45	1	351	425	49
EMMS DIVISION							
Sault Ste. Marie Greyhounds	70	48	21	1	363	270	97
Kitchener Rangers	70	45	23	2	393	292	92
North Bay Centennials	70	44	23	3	352	285	91
Brantford Alexanders	70	34	33	3	275	282	71
London Knights	70	32	37	1	336	339	65
Windsor Spitfires	70	19	50	1	289	394	39
Sudbury Wolves	70	15	55	0	269	422	30
Guelph Platers	70	7	63	0	246	555	14

LEADING SCORERS	GP	G	A	PTS
Doug Gilmour, CORN	68	70	107	177
Ron Handy, KGN	67	52	96	148
Dan Quinn, BELV	70	59	88	147
John Tucker, KIT	70	60	80	140
Ian MacInnis, CORN	68	59	74	133
Keith Knight, KGN	70	56	75	131
Wayne Groulx, SSM	67	44	86	130
Steve Driscoll, CORN	64	49	77	126
Kevin Conway, SSM	67	57	65	122
John Ollson, OTT	68	46	76	122

PLAYOFF RESULTS

FIRST ROUND

Oshawa defeated Belleville (7 points to 1)
 Cornwall defeated Toronto (7 points to 1)
 North Bay defeated Windsor (6 points to 0)
 Brantford defeated London (6 points to 0)

QUARTER-FINALS

S.S. Marie defeated Brantford (8 points to 2)
 Kitchener defeated North Bay (8 points to 2)
 Ottawa defeated Cornwall (8 points to 0)
 Oshawa defeated Peterborough (8 points to 0)

SEMI-FINALS

Oshawa defeated Ottawa (8 points to 2)
 S.S. Marie defeated Kitchener (8 points to 2)

OHL CHAMPIONSHIP SERIES

Oshawa defeated S.S. Marie (9 points to 5)

1981-82 Regular Season Standings

LEYDEN DIVISION								LEADING SCORERS				
GP	W	L	T	GF	GA	PTS	GP	G	A	PTS		
Ottawa 67's	68	47	19	2	353	248	96	Dave Simpson, LDN	68	67	88	155
Oshawa Generals	68	40	26	2	335	296	82	Jeff Vaive, OTT	68	56	95	151
Peterborough Petes	68	36	29	3	291	266	75	Moe Lemay, OTT	62	68	70	138
Toronto Marlboros	68	37	31	0	316	290	74	Tony Tanti, OSH	57	62	64	126
Kingston Canadians	68	29	34	5	302	316	63	Mitch Lamoreaux, OSH	64	43	78	121
Cornwall Royals	68	28	35	5	303	327	61	Doug Gilmour, CORN	67	46	73	119
Belleville Bulls	68	24	42	2	280	326	50	Mario Simioni, TOR	68	58	60	118
EMMS DIVISION								Chris McCauley, LDN				
Kitchener Rangers	68	44	21	3	322	247	91	Fred Perlini, TOR	68	47	64	111
Sault Ste. Marie Greyhounds	68	40	25	3	274	243	83	Claude Loiselle, WSR	68	36	73	109
London Knights	68	35	30	3	359	328	73	PLAYOFF RESULTS				
Niagara Falls Flyers	68	31	34	3	311	338	65	FIRST ROUND				
Brantford Alexanders	68	25	41	2	293	313	52	Peterborough defeated Kingston (6 points to 2)				
Windsor Spitfires	68	22	42	4	269	343	48	Toronto defeated Cornwall (6 points to 4)				
Sudbury Wolves	68	19	48	1	274	401	39	Brantford defeated London (6 points to 2)				
								Windsor defeated Niagara Falls (6 points to 4)				

QUARTER-FINALS

Kitchener defeated Windsor (8 points to 0)
S.S. Marie defeated Brantford (8 points to 6)
Oshawa defeated Peterborough (8 points to 2)
Ottawa defeated Toronto (8 points to 2)

SEMI-FINALS

Kitchener defeated S.S. Marie (9 points to 3)
Ottawa defeated Oshawa (8 points to 6)

OHL CHAMPIONSHIP SERIES

Kitchener defeated Ottawa (9 points to 1)

1980-81 Regular Season Standings

LEYDEN DIVISION								LEADING SCORERS				
GP	W	L	T	GF	GA	PTS	GP	G	A	PTS		
Sault Ste. Marie Greyhounds	68	47	19	2	412	290	96	John Goodwin, SSM	68	56	110	166
Ottawa 67's	68	45	20	3	360	264	93	Ernie Godden, WSR	68	87	66	153
Kingston Canadians	68	39	26	3	334	273	81	Bernie Nicholls, KGN	65	63	89	152
Oshawa Generals	68	35	30	3	321	352	73	Tony Tanti, OSH	67	81	69	150
Peterborough Petes	68	29	36	3	287	290	61	Steve Ludzik, NF	58	50	92	142
Sudbury Wolves	68	20	45	3	284	380	43	Scott Howson, KGN	66	57	83	140
EMMS DIVISION								Steve Larmer, NF				
Kitchener Rangers	68	34	33	1	321	320	69	Steve Gatzos, SSM	68	78	50	128
Brantford Alexanders	68	34	34	0	350	354	68	Randy Cunneyworth, OTT	67	54	74	128
Windsor Spitfires	68	33	33	2	322	337	68	Doug Shedden, SSM	66	51	72	123
Niagara Falls Flyers	68	30	36	2	354	359	62	PLAYOFF RESULTS				
Toronto Marlboros	68	31	37	0	298	336	62	DIVISION QUARTER-FINAL				
London Knights	68	20	48	0	300	388	40	Oshawa defeated Peterborough (3-2)				
								Niagara Falls defeated Toronto (3-2)				

DIVISION SEMI-FINALS

Kingston defeated Ottawa (9 points to 5)
S.S. Marie defeated Oshawa (8 points to 4)
Windsor defeated Brantford (8 points to 4)
Kitchener defeated Niagara Falls (9 points to 5)

DIVISION FINALS

S.S. Marie defeated Kingston (9 points to 5)
Kitchener defeated Windsor (9 points to 1)

OHL CHAMPIONSHIP SERIES

Kitchener defeated S.S. Marie (9 points to 3)

1979-80 Regular Season Standings

LEYDEN DIVISION	GP	W	L	T	GF	GA	PTS
Peterborough Petes	68	47	20	1	316	238	95
Ottawa 67's	68	45	20	3	402	288	93
Oshawa Generals	68	42	26	0	329	275	84
Kingston Canadians	68	35	26	7	320	298	77
Sudbury Wolves	68	33	33	2	299	309	68
Sault Ste. Marie Greyhounds	68	22	45	1	281	379	45

EMMS DIVISION	GP	W	L	T	GF	GA	PTS
Windsor Spitfires	68	36	31	1	323	344	73
Toronto Marlboros	68	33	32	3	342	310	69
Brantford Alexanders	68	31	35	2	412	398	64
Niagara Falls Flyers	68	29	39	9	325	355	58
London Knights	68	26	38	4	328	334	56
Kitchener Rangers	68	17	51	0	276	425	34

LEADING SCORERS	GP	G	A	PTS
Jim Fox, OTT	52	65	101	166
Yvan Joly, OTT	67	66	93	159
Mike Bullard, BTFD	66	66	84	150
Sean Simpson, OTT	67	65	84	149
Kevin LaVallee, BTFD	65	65	70	135
Blair Barnes, WSR	66	63	67	130
Bob Crawford, OSH	68	61	68	129
Greg Terrion, BTFD	67	44	78	122
Wayne Thompson, LDN	68	47	74	121
Steve Ludzik, NF	67	43	76	119

PLAYOFF RESULTS

FIRST ROUND

Sudbury defeated Kingston (3-0)
Niagara Falls defeated London (3-2)

QUARTER-FINALS

Ottawa defeated Oshawa (4-3)
Peterborough defeated Sudbury (4-3)
Brantford defeated Toronto (4-0)
Windsor defeated Niagara Falls (4-1)

SEMI-FINALS

Peterborough defeated Ottawa (4-0)
Windsor defeated Brantford (4-3)

CHAMPIONSHIP SERIES

Peterborough defeated Windsor (4-0)

1978-79 Regular Season Standings

LEYDEN DIVISION	GP	W	L	T	GF	GA	PTS
Peterborough Petes	68	46	19	3	341	245	95
Sudbury Wolves	68	40	27	1	397	361	81
Oshawa Generals	68	37	30	1	367	326	75
Ottawa 67's	68	30	38	0	319	344	60
Kingston Canadians	68	26	38	4	265	306	56
Sault Ste. Marie Greyhounds	68	26	42	0	317	415	52

EMMS DIVISION	GP	W	L	T	GF	GA	PTS
Niagara Falls Flyers	68	43	21	4	361	243	90
London Knights	68	37	29	2	310	287	76
Windsor Spitfires	68	32	35	1	323	322	65
Kitchener Rangers	68	29	35	4	316	356	62
Toronto Marlboros	68	27	40	1	308	351	55
Brantford Alexanders	68	23	42	2	281	349	49

LEADING SCORERS	GP	G	A	PTS
Mike Foligno, SBY	68	65	85	150
Tom McCarthy, OSH	63	69	75	144
Art Rutland, SSM	65	59	80	139
Brian Gualazzi, SSM	67	75	60	135
Paul Reinhart, KIT	66	51	78	129
John Goodwin, SSM	68	43	86	129
Dave MacQueen, SBY	65	60	66	126
Gary Dillon, TOR	59	57	63	120
Sean Simpson, OTT	59	42	76	118
Blair Barnes, WSR	67	42	76	118

PLAYOFF RESULTS

FIRST ROUND

Kitchener defeated Toronto (6 points to 0)
Kingston defeated Ottawa (6 points to 2)

QUARTER-FINALS

Sudbury defeated Oshawa (8 points to 2)
London defeated Windsor (9 game series)
Series protested both move on to round robin

Niagara Falls defeated Kitchener (8 points to 6)
Peterborough defeated Kingston (9 points to 5)

ROUND ROBIN

Niagara Falls defeated Windsor and London in round robin

SEMI-FINAL

Peterborough defeated Sudbury (8 points to 2)

CHAMPIONSHIP SERIES

Peterborough defeated Niagara Falls (8 points to 6)

1977-78 Regular Season Standings

LEYDEN DIVISION							LEADING SCORERS					
GP	W	L	T	GF	GA	PTS	GP	G	A	PTS		
Ottawa 67's	68	43	18	7	405	308	93	Bobby Smith, OTT	61	69	123	192
Peterborough Petes	68	37	18	13	327	273	87	Wayne Gretzky, SSM	64	70	112	182
Oshawa Generals	68	30	26	12	320	289	72	Dino Ciccarelli, LDN	68	72	70	142
Kingston Canadians	68	27	32	9	288	323	63	Keith Acton, PBO	68	42	86	128
Sault Ste. Marie Greyhounds	68	26	32	10	330	346	62	Jim Fox, OTT	59	44	83	127
Sudbury Wolves	68	16	42	10	255	377	42	Gerry Leroux, WSR	68	57	66	123
EMMS DIVISION							DON MALONEY, KIT					
London Knights	68	35	22	11	333	251	81	Dan Lucas, SSM	61	50	67	117
Windsor Spitfires	68	36	24	8	338	289	80	Jim MacRae, LDN	68	50	62	112
Hamilton Fincups	68	31	23	14	273	223	76					
Kitchener Rangers	68	26	34	8	270	303	60					
Toronto Marlboros	68	24	36	8	263	341	56					
Niagara Falls Flyers	68	17	41	10	261	340	44					

PLAYOFF RESULTS

FIRST ROUND

Kitchener defeated Toronto (6 points to 4)
S.S. Marie defeated Kingston (6 points to 4)

QUARTER-FINALS

Peterborough defeated Oshawa (9 points to 3)
Hamilton defeated Windsor (9 points to 3)
Ottawa defeated S.S. Marie (9 points to 7)
London defeated Kitchener (8 points to 0)

SEMI-FINALS

Hamilton defeated London (9 points to 5)
Peterborough defeated Ottawa (9 points to 7)

CHAMPIONSHIP SERIES

Peterborough defeated Hamilton (8 points to 6)

1976-77 Regular Season Standings

LEYDEN DIVISION							LEADING SCORERS					
GP	W	L	T	GF	GA	PTS	GP	G	A	PTS		
Ottawa 67's	66	38	23	5	348	288	81	Dwight Foster, KIT	64	60	83	143
Sudbury Wolves	66	38	24	4	385	290	80	Dale McCourt, STC	66	60	79	139
Kingston Canadians	66	32	24	10	295	259	74	Bobby Smith, OTT	64	65	70	135
Peterborough Petes	66	31	28	7	307	309	69	Tony McKegney, KGN	66	58	77	135
Sault Ste. Marie Greyhounds	66	20	41	5	261	375	45	Ken Linseman, KGN	63	53	74	127
Oshawa Generals	66	5	57	4	216	444	14	Keith Acton, PBO	65	52	69	121
EMMS DIVISION							JOHN ANDERSON, TOR					
St. Catharines Fincups	66	50	11	5	438	242	105	Mike Keating, STC	65	51	61	112
London Knights	66	51	13	2	379	203	104	Ron Mason, PBO	62	53	58	111
Toronto Marlboros	66	31	2	12	335	286	74	Rick Seiling, STC	62	50	61	111
Kitchener Rangers	66	26	32	8	320	280	60					
Windsor Spitfires	66	21	37	8	294	386	50					
Niagara Falls Flyers	66	15	45	6	254	370	36					

PLAYOFF RESULTS

FIRST ROUND

S.S. Marie defeated Peterborough (3-1)
Windsor defeated Kitchener (3-0)

QUARTER-FINALS

Ottawa defeated S. S. Marie (4-0, 1 tie)
Kingston defeated Sudbury (4-1, 1 tie)
St. Catharines defeated Windsor (4-2)
London defeated Toronto (4-1, 1 tie)

SEMI-FINALS

Ottawa defeated Kingston (4-3, 1 tie)
London defeated St. Catharines (4-3, 1 tie)

CHAMPIONSHIP SERIES

Ottawa defeated London (4-2)

1975-76 Regular Season Standings

LEYDEN DIVISION	GP	W	L	T	GF	GA	PTS
Sudbury Wolves	66	47	11	8	384	224	102
Ottawa 67's	66	34	23	9	331	291	77
Kingston Canadians	66	33	24	9	357	316	75
Oshawa Generals	66	31	27	8	312	299	70
Sault Ste. Marie Greyhounds	66	27	26	13	341	319	67
Peterborough Petes	66	18	37	11	204	284	47
Emms Division							
Hamilton Fincups	66	43	15	8	379	232	94
London Knights	66	31	26	9	317	256	71
Toronto Marlboros	66	26	30	10	278	294	62
Kitchener Rangers	66	26	35	5	298	384	57
St. Catharines Black Hawks	66	16	40	10	283	366	42
Windsor Spitfires	66	12	50	4	251	470	28

LEADING SCORERS	GP	G	A	PTS
Mike Kaszycki, SSM	66	51	119	170
Peter Lee, OTT	66	81	80	161
Paul Gardner, OSH	65	69	75	144
Dale McCourt, HAM	66	55	84	139
John Tavella, SSM	64	67	70	137
Rod Schutt, SBY	63	72	63	135
Ron Duguay, SBY	61	42	92	134
Vern Stenlund, LDN	64	44	75	119
Larry Skinner, OTT	59	37	78	115
Ken Linseman, KGN	65	61	51	112

PLAYOFF RESULTS

FIRST ROUND

S.S. Marie defeated Oshawa (6 points to 4)
 Kitchener defeated St. Catharines (6 points to 2)

QUARTER-FINALS

Sudbury defeated S.S. Marie (9 points to 5)
 Hamilton defeated Kitchener (8 points to 0)
 Ottawa defeated Kingston (9 points to 5)
 Toronto defeated London (8 points to 2)

SEMI-FINALS

Sudbury defeated Ottawa (8 points to 2)
 Hamilton defeated Toronto (9 points to 1)

CHAMPIONSHIP SERIES

Hamilton defeated Sudbury (8 points to 2)

1974-75 Regular Season Standings

	GP	W	L	T	GF	GA	PTS
Toronto Marlboros	70	48	13	9	469	303	105
Peterborough Petes	70	37	20	13	311	254	87
Hamilton Fincups	70	37	24	9	337	271	83
Ottawa 67's	70	33	30	7	379	382	73
Sudbury Wolves	70	31	29	10	324	289	72
St. Catharines Black Hawks	70	30	33	7	284	300	67
Oshawa Generals	70	28	33	9	288	306	65
Kingston Canadians	70	25	35	10	297	345	60
London Knights	70	26	37	7	296	368	59
Sault Ste. Marie Greyhounds	70	25	36	9	312	367	59
Kitchener Rangers	70	17	47	6	239	351	40

LEADING SCORERS	GP	G	A	PTS
Bruce Boudreau, TOR	69	68	97	165
Tim Young, OTT	70	56	107	163
Denis Maruk, LDN	65	66	79	145
John Tonelli, TOR	70	49	86	135
Doug Jarvis, PBO	69	45	88	133
Mark Napier, TOR	61	66	64	130
Peter Lee, OTT	70	68	58	126
Dale McCourt, HAM	69	53	73	126
Cary Farelli, SSM	69	56	65	121
Paul Woods, SSM	62	37	84	121

PLAYOFF RESULTS

QUARTER-FINALS

Toronto defeated Kingston (9 points to 3)
 Peterborough defeated Oshawa (8 points to 1)
 Hamilton defeated St. Catharines (8 points to 0)
 Sudbury defeated Ottawa (8 points to 6)

SEMI-FINALS

Toronto defeated Sudbury (9 points to 7)
 Hamilton defeated Peterborough (8 points to 4)

CHAMPIONSHIP SERIES

Toronto defeated Hamilton (8 points to 6)

1973-74 Regular Season Standings

	GP	W	L	T	GF	GA	PTS	LEADING SCORERS	GP	G	A	PTS
Kitchener Rangers	70	43	18	9	377	229	95	Jack Valiquette, SSM	69	63	72	135
St. Catharines Black Hawks	70	41	23	6	358	278	88	Rick Adduono, STC	70	51	84	135
Peterborough Petes	70	35	21	14	255	230	84	Dave Gorman, STC	69	53	76	129
London Knights	70	36	27	7	282	250	79	Cary Farelli, SSM	70	51	74	125
Sudbury Wolves	70	31	26	13	298	288	75	Wilf Paiement, STC	70	50	73	123
Oshawa Generals	70	33	29	8	283	275	74	Bill Lothead, OSH	62	57	64	121
Toronto Marlboros	70	30	31	9	293	276	69	Bruce Boudreau, TOR	53	46	67	113
Ottawa 67's	70	30	31	9	293	276	69	Paul Evans, KIT	69	52	60	112
Soo Greyhounds	70	24	40	6	295	352	54	Dennis Maruk, LDN	67	47	65	112
Kingston Canadians	70	20	43	7	256	378	47	Tim Young, OTT	69	45	61	106
Hamilton Red Wings	70	16	49	5	221	376	37					

PLAYOFF RESULTS

QUARTER-FINALS

Kitchener defeated Sudbury (8 points to 0)
 St. Catharines defeated Oshawa (9 points to 1)
 Peterborough defeated Ottawa (9 points to 5)
 Toronto defeated London (9 points to 1)

SEMI-FINALS

Peterborough defeated Kitchener (8 points to 4)
 St. Catharines defeated Toronto (8 points to 0)

CHAMPIONSHIP SERIES

St. Catharines defeated Peterborough (9 points to 1)

1972-73 Regular Season Standings

	GP	W	L	T	GF	GA	PTS	LEADING SCORERS	GP	G	A	PTS
Toronto Marlboros	63	47	7	9	416	199	103	Blake Dunlop, OTT	62	60	99	159
Peterborough Petes	63	42	13	8	330	234	92	Dennis Vergegaert, LDN	63	58	89	147
Ottawa 67's	63	41	15	7	391	243	89	Rick Middleton, OSH	62	67	70	137
London Knights	63	33	22	8	334	246	74	Reg Thomas, LDN	61	52	83	135
St. Catharines Black Hawks	63	24	28	11	280	318	59	Denis Potvin, OTT	61	35	88	123
Oshawa Generals	63	23	32	8	295	310	54	Morris Titanic, SBY	63	61	60	121
Sudbury Wolves	63	21	32	10	289	379	52	Tom Colley, SBY	63	36	81	117
Kitchener Rangers	63	16	41	6	244	368	38	Doug Gibson, PBO	63	52	62	114
Hamilton Red Wings	63	15	41	7	244	374	37	Dennis Maruk, LDN	59	46	67	113
Soo Greyhounds	63	11	42	10	244	396	32	Bill Lothead, OSH	55	45	64	109

PLAYOFF RESULTS

QUARTER-FINALS

Toronto defeated St. Catharines (8 points to 0)
 Peterborough defeated Oshawa (8 points to 0)
 Ottawa defeated Sudbury (8 points to 0)
 London defeated Kitchener (8 points to 0)

SEMI-FINALS

Toronto defeated Ottawa (8 points to 2)
 Peterborough defeated London (9 points to 5)

CHAMPIONSHIP SERIES

Toronto defeated Peterborough (8 points to 6)

1971-72 Regular Season Standings

	GP	W	L	T	GF	GA	PTS
Toronto Marlboros	63	45	15	3	363	256	93
Oshawa Generals	63	35	18	10	296	251	80
Peterborough Petes	63	34	20	9	292	227	77
Ottawa 67's	63	33	25	5	251	216	71
Kitchener Rangers	63	31	24	8	317	259	70
Niagara Falls Flyers	63	27	27	9	280	293	63
St. Catharines Black Hawks	63	25	31	7	258	311	57
London Knights	63	23	31	9	253	285	55
Montreal Junior Canadiens	63	13	40	10	237	315	36
Hamilton Red Wings	63	11	46	6	200	334	28

LEADING SCORERS	GP	G	A	PTS
Dave Gardner, TOR	63	57	72	129
Billy Harris, TOR	57	53	76	129
Don Lever, NF	63	61	65	126
Dennis Vervegaert, LDN	62	44	73	117
Steve Shutt, TOR	58	63	49	112
Bill Barber, KIT	62	44	63	107
Reg Thomas, LDN	61	49	55	104
Jerry Byers, KIT	60	41	60	101
Randy Osburn, LDN	63	43	57	100
Doug Gibson, PBO	63	51	48	99

PLAYOFF RESULTS

QUARTER-FINALS

Toronto defeated Kitchener (8 points to 2)
 Oshawa defeated Niagara Falls (8 points to 4)
 Peterborough defeated St. Catharines (8 points to 2)
 Ottawa defeated London (8 points to 0)

SEMI-FINALS

Peterborough defeated Toronto (8 points to 2)
 Ottawa defeated Oshawa (9 points to 3)

CHAMPIONSHIP SERIES

Peterborough defeated Ottawa (8 points to 2)

1970-71 Regular Season Standings

	GP	W	L	T	GF	GA	PTS
Peterborough Petes	62	41	13	8	290	174	90
St. Catharines Black Hawks	62	40	17	5	343	236	85
Ottawa 67's	62	38	18	6	302	212	82
Montreal Junior Canadiens	62	35	19	8	295	235	78
Toronto Marlboros	62	28	26	8	353	304	64
Kitchener Rangers	62	26	32	4	267	283	56
Hamilton Red Wings	62	22	35	5	224	328	49
London Knights	62	19	35	8	232	281	46
Oshawa Generals	62	17	38	7	226	322	41
Niagara Falls Flyers	62	11	44	7	193	350	29

LEADING SCORERS	GP	G	A	PTS
Marcel Dionne, STC	46	62	81	143
Dave Gardner, TOR	62	56	81	137
Bobby Lalonde, MTL	61	59	68	127
Brian McKenzie, STC	60	39	85	124
Steve Shutt, TOR	62	70	53	123
Rick Martin, MTL	60	71	50	121
Steve Vickers, TOR	62	43	64	107
Gavin Kirk, TOR	62	38	69	107
Craig Ramsay, PBO	58	30	76	106
Bill Barber, KIT	61	46	59	105

PLAYOFF RESULTS

QUARTER-FINALS

Toronto defeated Peterborough (8 points to 2)
 St. Catharines defeated Kitchener (8 points to 0)
 Ottawa defeated Hamilton (9 points to 5)
 Montreal defeated London (8 points to 0)

SEMI-FINALS

St. Catharines defeated Montreal (9 points to 5)
 Toronto defeated Ottawa (8 points to 0)

CHAMPIONSHIP SERIES

St. Catharines defeated Toronto (8 points to 0)

1969-70 Regular Season Standings

	GP	W	L	T	GF	GA	PTS
Montreal Junior Canadiens	54	37	12	5	316	200	79
Peterborough Petes	54	29	13	12	240	172	70
St. Catharines Black Hawks	54	30	18	6	268	210	66
Toronto Marlboros	54	26	17	11	239	201	63
Ottawa 67's	54	21	23	10	213	206	52
London Knights	54	22	25	7	209	238	51
Kitchener Rangers	54	22	28	4	210	236	48
Oshawa Generals (a)	54	17	27	10	213	252	44
Hamilton Red Wings	54	16	26	12	207	238	44
Niagara Falls Flyers	54	10	41	3	151	313	23

(a) - Oshawa defeated Hamilton 5-3 in a sudden-death tie-breaker for 8th place

LEADING SCORERS	GP	G	A	PTS
Marcel Dionne, STC	54	55	77	132
Gilbert Perreault, MTL	54	51	70	121
Al McDonough, STC	53	47	56	103
Rick MacLeish, PBO	54	45	56	101
Bob Guindon, MTL	53	43	51	94
Darryl Sittler, LDN	54	42	48	90
Dennis Giannini, LDN	53	41	48	89
Bill Barber, KIT	54	37	49	86
Robert Lalonde, MTL	54	42	42	84
Dale Tallon, TOR	54	39	40	79

PLAYOFF RESULTS

QUARTER-FINALS

Montreal defeated Ottawa (8 points to 2)
 London defeated Peterborough (8 points to 4)
 St. Catharines defeated Kitchener (8 points to 4)
 Toronto defeated Oshawa (9 points to 1)

SEMI-FINALS

Montreal defeated St. Catharines (8 points to 0)
 Toronto defeated London (9 points to 3)

CHAMPIONSHIP SERIES

Montreal defeated Toronto (9 points to 3)

1968-69 Regular Season Standings

	GP	W	L	T	GF	GA	PTS
Montreal Junior Canadiens	54	37	11	6	303	171	80
St. Catharines Black Hawks	54	31	11	12	296	206	74
Peterborough Petes	54	27	18	9	222	193	63
Niagara Falls Flyers	54	28	24	2	223	229	58
Hamilton Red Wings	54	27	24	3	207	190	57
Toronto Marlboros	54	21	27	6	222	239	48
London Knights	54	19	26	9	242	258	47
Ottawa 67's	54	20	28	6	214	253	46
Oshawa Generals	54	18	28	8	233	268	44
Kitchener Rangers	54	9	40	5	155	310	23

LEADING SCORERS	GP	G	A	PTS
Rejan Houle, MTL	54	53	55	108
Marcel Dionne, STC	48	37	63	100
Darryl Sittler, LDN	53	34	65	99
Pierre Jarry, OTT	53	41	57	98
Gilbert Perreault, MTL	54	37	60	97
Phil Roberto, NF	52	29	65	94
Doug Acomb, TOR	54	55	38	93
Rick MacLeish, PBO	54	50	42	92
Rick Kessell, OSH	53	26	66	92
Don Tannahill, NF	54	48	41	89

PLAYOFF RESULTS

QUARTER-FINALS

Montreal defeated Hamilton (8 points to 2)
 St. Catharines defeated Toronto (8 points to 4)
 Peterborough defeated London (8 points to 4)
 Niagara Falls defeated Ottawa (9 points to 5)

SEMI-FINALS

Montreal defeated Peterborough (8 points to 0)
 St. Catharines defeated Niagara Falls (8 points to 6)

CHAMPIONSHIP SERIES

Montreal defeated St. Catharines (9 points to 1)

1967-68 Regular Season Standings

	GP	W	L	T	GF	GA	PTS
Kitchener Rangers	54	38	10	6	326	175	82
Montreal Junior Canadiens	54	39	12	3	261	170	81
Hamilton Red Wings	54	31	13	10	253	162	72
Niagara Falls Flyers	54	32	15	7	255	169	71
Toronto Marlboros	54	31	17	6	273	179	68
St. Catharines Black Hawks	54	21	30	3	200	211	45
London Nationals	54	17	31	6	177	262	40
Peterborough Petes	54	13	30	11	183	243	37
Oshawa Generals	54	12	37	5	177	310	29
Ottawa 67's	54	6	45	3	105	329	15

LEADING SCORERS	GP	G	A	PTS
Tom Webster, NF	54	50	64	114
Garry Swain, NF	54	41	62	103
Don Luce, KIT	54	24	70	94
Walt Tkaczuk, KIT	52	37	56	93
Richie Bayes, TOR	53	40	52	92
Jack Egers, KIT	54	53	37	90
Danny Lawson, HAM	54	52	38	90
Andre Gaudette, MTL	54	30	60	90
Tom Martin, TOR	53	37	48	85
Fred Speck, HAM	52	31	54	85

PLAYOFF RESULTS

QUARTER-FINALS

Kitchener defeated Toronto (8 points to 2)
 Montreal defeated St. Catharines (9 points to 1)
 Hamilton defeated London (8 points to 2)
 Niagara Falls defeated Peterborough (8 points to 2)

SEMI-FINALS

Kitchener defeated Hamilton (8 points to 4)
 Niagara Falls defeated Montreal (8 points to 4)

CHAMPIONSHIP SERIES

Niagara Falls defeated Kitchener (9 points to 7)

1966-67 Regular Season Standings

	GP	W	L	T	GF	GA	PTS
Kitchener Rangers	48	28	12	8	213	164	64
Niagara Falls Flyers	48	23	15	10	238	195	56
Toronto Marlboros	48	23	15	10	208	184	56
Hamilton Red Wings	48	22	21	5	172	161	49
St. Catharines Black Hawks	48	19	20	9	175	155	47
London Nationals	48	18	21	9	185	214	45
Montreal Junior Canadiens	48	16	23	9	176	204	41
Peterborough Petes	48	15	23	10	183	219	40
Oshawa Generals	48	12	26	10	138	192	34

LEADING SCORERS	GP	G	A	PTS
Derek Sanderson, NF	47	41	60	101
Mickey Redmond, PBO	48	51	44	95
Jim Lorentz, NF	48	33	59	92
Garry Monahan, PBO	47	30	54	84
Clem Tremblay, NF	48	30	51	81
John Vanderburg, PBO	48	23	51	74
Garry Unger, LDN	48	38	35	73
Walt Tkaczuk, KIT	48	23	47	70
Jude Drouin, MTL	47	32	36	68
Gerry Meehan, TOR	48	26	42	68

PLAYOFF RESULTS

QUARTER-FINALS

Kitchener defeated St. Catharines (9 points to 3)
 Niagara Falls defeated London (8 points to 4)
 Toronto defeated Montreal (8 points to 4)
 Hamilton defeated Peterborough (8 points to 4)

SEMI-FINALS

Toronto defeated Kitchener (9 points to 5)
 Hamilton defeated Niagara Falls (8 points to 6)

CHAMPIONSHIP SERIES

Toronto defeated Hamilton (8 points to 0)

1965-66 Regular Season Standings

	GP	W	L	T	GF	GA	PTS	LEADING SCORERS	GP	G	A	PTS
Peterborough Petes	48	24	14	10	211	171	58	Andre Lacroix, PBO	48	40	80	120
Montreal Junior Canadiens	48	24	15	9	200	147	57	Danny Grant, PBO	48	44	52	96
Niagara Falls Flyers	48	23	15	10	210	162	56	Bobby Orr, OSH	47	38	56	94
Oshawa Generals	48	22	18	8	217	178	52	Jacques Lemaire, MTL	48	41	52	93
Hamilton Red Wings	48	22	20	6	203	217	50	Mickey Redmond, PBO	48	41	51	92
Toronto Marlboros	48	20	18	10	203	211	50	Dan O'Shea, OSH	48	36	45	81
Kitchener Rangers	48	16	23	9	160	183	41	Derek Sanderson, NF	48	33	43	76
St. Catharines Black Hawks	48	15	26	7	182	231	37	Lucien Grenier, MTL	47	32	41	73
London Nationals	48	12	29	7	149	235	31	Wayne Cashman, OSH	48	26	44	70
								Michel Lapalme, MTL	47	21	43	64
								Christian Bordeleau, MTL	43	16	48	64

PLAYOFF RESULTS

QUARTER-FINALS

Toronto defeated Peterborough (8 points to 4)
 Montreal defeated Hamilton (8 points to 2)
 Kitchener defeated Niagara Falls (8 points to 4)
 Oshawa defeated St. Catharines (8 points to 6)

SEMI-FINALS

Kitchener defeated Toronto (9 points to 7)
 Oshawa defeated Montreal (8 points to 2)

CHAMPIONSHIP SERIES

Oshawa defeated Kitchener (8 points to 2)

1964-65 Regular Season Standings

	GP	W	L	T	GF	GA	PTS	LEADING SCORERS	GP	G	A	PTS
Niagara Falls Flyers	56	36	11	9	236	168	81	Ken Hodge, STC	55	63	60	123
Toronto Marlboros	56	32	17	7	259	222	71	Andre Lacroix, PBO	49	45	74	119
Peterborough Petes	56	28	20	8	243	197	64	Brian McDonald, STC	56	47	61	108
Oshawa Generals	56	23	24	9	224	233	55	Sandy Fitzpatrick, KIT	56	51	55	106
Montreal Junior Canadiens	56	20	28	8	215	214	48	Danny Grant, PBO	56	47	59	106
St. Catharines Black Hawks	56	19	28	9	236	253	47	Ron Buchanan, OSH	49	50	53	103
Kitchener Rangers	56	19	32	5	225	284	43	Jim Peters, HAM	51	36	65	101
Hamilton Red Wings	56	14	31	11	220	287	39	Paul Laurent, TOR	54	43	57	100
								Mike Corrigan, TOR	56	30	67	97
								Bill Hway, KIT	56	35	61	96

PLAYOFF RESULTS

QUARTER-FINALS

Toronto defeated Montreal (9 points to 5)
 Peterborough defeated St. Catharines (8 points to 2)

SEMI-FINALS

Niagara Falls defeated Oshawa (8 points to 4)
 Toronto defeated Peterborough (9 points to 7)

CHAMPIONSHIP SERIES

Niagara Falls defeated Toronto (8 points to 2)

1963-64 Regular Season Standings

	GP	W	L	T	GF	GA	PTS
Toronto Marlboros	56	40	9	7	336	195	87
Montreal Junior Canadiens	56	35	16	5	289	188	75
St. Catharines Black Hawks	56	29	20	7	244	215	65
Niagara Falls Flyers	56	26	22	8	207	178	60
Peterborough Petes	56	24	25	7	176	200	55
Oshawa Generals	56	22	28	6	236	246	50
Hamilton Red Wings	56	11	35	10	193	285	32
Kitchener Rangers	56	9	41	6	142	316	24

LEADING SCORERS	GP	G	A	PTS
Andre Boudrias, MTL	55	38	97	135
Yvan Cournoyer, MTL	53	63	48	111
Fred Stanfield, STC	56	34	75	109
Pete Stemkowski, TOR	51	42	61	103
Ron Buchanan, OSH	56	52	47	99
Dennis Hull, STC	55	48	49	97
Mike Walton, TOR	53	41	51	92
Ken Hodge, STC	56	37	51	88
Ron Ellis, TOR	54	46	38	84
Danny O'Shea, OSH	55	30	49	79

PLAYOFF RESULTS

QUARTER-FINALS

Montreal defeated Peterborough (8 points to 2)
St. Catharines defeated Oshawa (8 points to 4)

SEMI-FINALS

Toronto defeated Niagara Falls (8 points to 0)
Montreal defeated St. Catharines (9 points to 5)

CHAMPIONSHIP SERIES

Toronto defeated Montreal (9 points to 1)

1962-63 Regular Season Standings

METRO	GP	W	L	T	GF	GA	PTS
Toronto Neil McNeil Maroons	40	33	4	3	260	110	69
Toronto Marlboros	40	22	12	6	217	159	50
Toronto Knob Hill Farms	40	14	20	6	121	154	34
Whitby Dunlops	40	11	21	8	167	225	30
Oshawa Generals	40	12	23	5	146	222	29
Brampton Seven-Ups	40	12	24	4	157	208	28

PROVINCIAL	GP	W	L	T	GF	GA	PTS
Niagara Falls Flyers	50	31	12	7	212	146	69
Montreal Junior Canadiens	50	27	14	9	201	146	63
Peterborough Petes	50	21	18	11	144	132	53
Hamilton Red Wings	50	21	21	8	202	184	50
St. Catharines Black Hawks	50	15	24	11	172	224	41
Guelph Royals	50	9	35	6	158	257	24

LEADING SCORERS	GP	G	A	PTS
Wayne Maxner, NF	50	32	62	94
Pit Martin, HAM	49	36	49	85
Paul Henderson, HAM	48	49	27	76
Terry Crisp, NF	50	39	35	74
Ron Schock, NF	46	23	48	71
Bill Inglis, MTL	50	30	39	69
Fred Stanfield, STC	48	28	39	67
Yvan Cournoyer, MTL	36	37	27	64
Billy Taylor, GUE	49	32	31	63
Brian Campbell, HAM	49	21	40	61

PLAYOFF RESULTS

SEMI-FINALS

Niagara Falls defeated Hamilton (8 points to 2)
Montreal defeated Peterborough (9 points to 3)

CHAMPIONSHIP SERIES

Niagara Falls defeated Montreal (8 points to 0)

1961-62 Regular Season Standings

METRO	GP	W	L	T	GF	GA	PTS
Toronto St. Michael's	33	25	7	1	170	91	55
Toronto Marlboros	33	18	9	6	141	103	44
Whitby Mohawks	36	14	20	2	123	170	30
Brampton Seven-Ups	36	11	21	4	143	189	26
Unionville Seaforths	36	10	21	5	133	157	25
PROVINCIAL	GP	W	L	T	GF	GA	PTS
Montreal Junior Canadiens	50	34	11	5	230	138	73
Hamilton Red Wings	50	32	12	6	220	162	70
St. Catharines Teepees	50	19	23	8	194	206	46
Niagara Falls Flyers	50	16	23	11	193	193	43
Guelph Royals	50	18	26	6	194	236	42
Peterborough Petes	50	9	33	8	114	210	26

LEADING SCORERS	GP	G	A	PTS
Andre Boudrias, MTL	50	34	63	97
Pit Martin, HAM	48	42	46	88
Lowell MacDonald, HAM	50	46	39	85
Ray Cullen, STC	50	36	42	78
Norm Dennis, MTL	50	28	44	72
Rejean Richer, MTL	48	34	37	71
Phil Esposito, STC	49	32	39	71
Dave McComb, GUE	50	25	43	68
Howie Dietrich, NF	50	35	32	67
Duke Harris, GUE	48	28	37	65

PLAYOFF RESULTS

SEMI-FINALS

Niagara Falls defeated Montreal (8 points to 4)
Hamilton defeated St. Catharines (9 points to 3)

CHAMPIONSHIP SERIES

Hamilton defeated Niagara Falls (8 points to 0)

1960-61 Regular Season Standings

	GP	W	L	T	GF	GA	PTS
Guelph Royals	48	30	9	9	255	165	69
Toronto St. Michael's	48	26	16	6	160	160	58
Hamilton Red Wings	48	22	19	7	192	148	51
Niagara Falls Flyers	48	22	21	5	165	166	49
St. Catharines Teepees	48	18	24	6	167	204	42
Peterborough T.P.T Petes	48	16	24	8	167	188	40
Toronto Marlboros	48	9	30	9	136	211	27

LEADING SCORERS	GP	G	A	PTS
Rod Gilbert, GUE	47	54	49	103
Jean Ratelle, GUE	47	40	61	101
Bob Cunningham, GUE	47	34	52	86
Bruce Draper, STM	46	44	33	77
Murray Hall, STC	48	35	41	76
Ray Cullen, STC	45	24	50	74
Larry Keenan, STM	48	31	38	69
Doug Senior, PBO	41	28	40	68
Doug Robinson, STC	48	36	30	66
Jeannot Gilbert, NF	48	36	28	64
Wayne Boddy, PBO	40	29	35	64

PLAYOFF RESULTS

QUARTER-FINALS

St. Michael's defeated St. Catharines (8 points to 4)
Hamilton defeated Peterborough (8 points to 2)

SEMI-FINALS

Guelph defeated Niagara Falls (10 points to 4)
St. Michael's defeated Hamilton (9 points to 5)

CHAMPIONSHIP SERIES

St. Michael's defeated Hamilton (9 points to 5)

1959-60 Regular Season Standings

	GP	W	L	T	GF	GA	PTS
Toronto Marlboros	48	28	17	3	222	180	59
Barrie Flyers	48	24	18	6	193	172	54
St. Catharines Teepees	48	25	19	4	209	191	54
Toronto St. Michael's	48	23	19	6	149	150	52
Peterborough T.P.T Petes	48	22	23	3	206	205	47
Guelph Biltmores	48	19	21	8	197	185	46
Hamilton Tiger Cubs	48	10	34	4	158	251	24

LEADING SCORERS	GP	G	A	PTS
Chico Maki, STC	47	39	53	92
Rod Gilbert, GUE	47	39	52	91
Jean Ratelle, GUE	48	39	47	86
Wayne Connelly, PBO	47	48	34	82
Ray Cullen, STC	48	48	29	77
Jim Pappin, TOR	48	40	34	74
Dave Keon, STM	47	33	38	71
Pierre Gagne, BAR	48	32	34	66
Doug Senior, PBO	48	21	45	66
Jeannot Gilbert, BAR	44	28	36	64

PLAYOFF RESULTS

QUARTER-FINALS

Peterborough defeated Barrie (8 points to 4)
St. Catharines defeated Guelph (8 points to 2)

SEMI-FINALS

St. Michael's defeated Toronto (8 points to 0)
St. Catharines defeated Peterborough (9 points to 3)

CHAMPIONSHIP SERIES

St. Catharines defeated St. Michael's (8 points to 4)

1958-59 Regular Season Standings

	GP	W	L	T	GF	GA	PTS
St. Catharines Teepees	54	40	11	3	257	175	84
Peterborough T.P.T Petes	54	29	20	5	222	179	63
Guelph Biltmores	54	23	18	13	220	226	59
Toronto St. Michael's (a)	48	19	24	5	149	159	51
Barrie Flyers	54	21	27	6	178	192	48
Toronto Marlboros	54	19	27	8	160	213	46
Hamilton Tiger Cubs	54	11	35	8	167	229	30

(a) - St. Michael's played six four-point games; 4-2 record

LEADING SCORERS	GP	G	A	PTS
Stan Mikita, STC	45	38	59	97
Chico Maki, STC	54	41	53	94
Wayne Connelly, PBO	54	36	54	90
Bill Mahoney, PBO	54	35	42	77
Sandy McGregor, GUE	54	34	36	70
Larry Babcock, PBO	54	28	41	69
Fred Hilts, STC	43	37	31	68
Dan Patrick, BAR	54	29	35	64
Rod Gilbert, GUE	54	27	34	61
Don Grosso, STC	49	28	32	60

PLAYOFF RESULTS

QUARTER-FINALS

Peterborough defeated Barrie (8 points to 4)
Guelph defeated Toronto (8 points to 2)

SEMI-FINALS

St. Michael's defeated St. Catharines (8 points to 6)
Peterborough defeated Guelph (8 points to 2)

CHAMPIONSHIP SERIES

Peterborough defeated St. Michael's (9 points to 7)

1957-58 Regular Season Standings

	GP	W	L	T	GF	GA	PTS	LEADING SCORERS	GP	G	A	PTS
St. Catharines Teepees	52	32	14	6	246	174	70	John McKenzie, STC	52	48	51	99
Hamilton Tiger Cubs	52	27	18	7	200	176	61	Ed Hoekstra, STC	49	35	58	93
Toronto St. Michael's	52	23	22	7	176	189	53	Murray Oliver, HAM	52	34	56	90
Toronto Marlboros	52	21	21	10	210	186	52	Stan Mikita, STC	52	31	47	78
Peterborough T.P.T Petes	52	21	25	6	159	185	48	Bill Forhan, BAR	48	44	31	75
Barrie Flyers	51	18	29	4	201	234	40	Pete Panagabko, BAR	51	39	36	75
Guelph Biltmores	52	13	34	5	137	223	31	Matt Ravlich, STC	49	38	35	73
								Bob Nevin, TOR	50	32	39	71
								Jack McMaster, TOR	52	35	35	70
								Gerry Sullivan, HAM	52	33	34	67

PLAYOFF RESULTS

QUARTER-FINALS

Hamilton defeated Peterborough (7 points to 3)
St. Michael's defeated Barrie (6 points to 2)

SEMI-FINALS

Toronto defeated St. Catharines (9 points to 7)
Hamilton defeated St. Michael's (6 points to 2)

CHAMPIONSHIP SERIES

Toronto defeated Hamilton (9 points to 1)

1956-57 Regular Season Standings

	GP	W	L	T	GF	GA	PTS	LEADING SCORERS	GP	G	A	PTS
Guelph Biltmores	52	37	12	3	237	143	77	Bill Sweeney, GUE	52	49	57	106
Toronto Marlboros	52	35	14	3	189	133	73	Eddie Shack, GUE	52	47	57	104
St. Catharines Teepees	52	25	25	2	184	193	52	Frank Mahovlich, STM	49	52	36	88
Toronto St. Michael's	52	23	24	5	195	189	51	Bob Nevin, TOR	51	45	29	74
Hamilton Tiger Cubs	52	24	26	2	170	191	50	Bob Boucher, STM	45	41	33	74
Barrie Flyers	52	13	37	2	147	218	28	Bryan Webber, GUE	52	26	48	74
Peterborough T.P.T Petes	52	11	40	1	139	239	23	John McKenzie, STC	52	32	38	70
								Ed Hoekstra, STC	52	28	42	70
								Dan Belisle, GUE	52	36	30	66
								Bob Robinson, GUE	52	27	35	62

PLAYOFF RESULTS

QUARTER-FINALS

Toronto defeated Hamilton (6 points to 2)
St. Catharines defeated Barrie (6 points to 0)

SEMI-FINALS

Guelph defeated St. Michael's (8 points to 0)
St. Catharines defeated Toronto (6 points to 4)

CHAMPIONSHIP SERIES

Guelph defeated St. Catharines (8 points to 4)

1955-56 Regular Season Standings

	GP	W	L	T	GF	GA	PTS
St. Catharines Teepees	48	28	17	3	219	197	59
Kitchener Canucks	48	26	21	1	222	198	53
Guelph Biltmores	48	25	20	3	262	195	53
Toronto Marlboros	48	23	21	4	174	164	50
Toronto St. Michael's	48	22	23	3	181	197	47
Barrie Flyers	48	20	25	3	179	207	43
Hamilton Tiger Cubs	48	13	30	5	171	250	31

LEADING SCORERS	GP	G	A	PTS
Bob Forhan, GUE	48	36	40	106
Stan Baluik, KIT	48	31	73	104
Walter Bradley, KIT	48	51	42	93
Ab McDonald, STC	48	49	34	83
Art Stratton, STC	48	37	42	79
Max Szturm, HAM	48	19	53	72
Eddie Shack, GUE	48	23	49	72
Pat Hannigan, STM	46	38	32	69
Ken Gribbons, KIT	38	31	37	68
Bill Sweeney, GUE	48	29	38	67

PLAYOFF RESULTS

QUARTER-FINALS

Barrie defeated Kitchener (9 points to 5)
St. Michael's defeated Guelph (6 points to 0)

SEMI-FINALS

Toronto defeated St. Catharines (9 points to 3)
Barrie defeated St. Michael's (6 points to 4)

CHAMPIONSHIP SERIES

Toronto defeated Barrie (8 points to 2)

1954-55 Regular Season Standings

	GP	W	L	T	GF	GA	PTS
St. Catharines Teepees	49	32	15	2	260	176	66
Guelph Biltmores	49	32	15	2	211	158	66
Toronto Marlboros	49	29	17	3	189	142	61
Toronto St. Michael's	49	26	19	4	171	151	56
Hamilton Tiger Cubs	49	21	23	5	181	173	47
Galt Black Hawks	49	18	25	6	181	203	42
Barrie Flyers	49	18	31	0	169	251	36
Kitchener Canucks	49	8	39	2	140	248	18

LEADING SCORERS	GP	G	A	PTS
Hank Ciesla, STC	45	57	49	106
Barry Cullen, STC	49	45	42	87
Bill McCreary, GUE	48	46	37	83
Cecil Hoekstra, STC	49	30	50	80
Hec Lalande, GLT	49	31	48	79
Stan Baluik, KIT	49	20	51	71
Ab McDonald, STC	49	33	37	70
Bill Graham, GUE	49	22	48	70
Billy Harris, TOR	46	37	29	66
Bob Barlow, BAR	46	33	27	60

PLAYOFF RESULTS

QUARTER-FINALS

Guelph defeated Hamilton (6 points to 0)
Toronto defeated Galt (6 points to 2)

SEMI-FINALS

St. Catharines defeated St. Michaels (9 points to 1)
Toronto defeated Guelph (6 points to 0)

CHAMPIONSHIP SERIES

Toronto defeated St. Catharines (8 points to 4)

1953-54 Regular Season Standings

	GP	W	L	T	GF	GA	PTS	LEADING SCORERS	GP	G	A	PTS
St. Catharines Teepees	59	42	15	2	308	211	86	Barry Cullen, STC	59	68	93	161
Toronto Marlboros	59	34	18	7	242	160	75	Hugh Barlow, STC	59	48	73	121
Hamilton Tiger Cubs	58	31	24	3	222	208	65	Bob Attersley, GUE	59	48	68	116
Toronto St. Michael's	59	30	26	3	246	211	63	Jim Robertson, BAR	59	54	60	114
Kitchener-Waterloo Greenshirts	59	27	27	5	236	211	59	Harry Cullen, STC	58	62	45	107
Guelph Biltmores	59	26	31	2	248	268	54	John Martan, BAR	57	46	58	104
Barrie Flyers	59	25	33	1	260	285	51	Greig Hicks, KIT	54	44	47	91
Galt Black Hawks	59	21	37	1	204	288	43	Neil McDonald, GLT	59	36	48	84
Quebec Citadelles	26	8	17	1	97	129	17	Bill McCreary, GUE	59	35	49	84

PLAYOFF RESULTS

QUARTER-FINALS

Toronto defeated Kitchener (6 points to 2)
Hamilton defeated Guelph (6 points to 0)

SEMI-FINALS

St. Catharines defeated St. Michael's (9 points to 7)
Toronto defeated Hamilton (7 points to 1)

CHAMPIONSHIP SERIES

St. Catharines defeated Toronto (8 points to 6)

1952-53 Regular Season Standings

	GP	W	L	T	GF	GA	PTS	LEADING SCORERS	GP	G	A	PTS
Barrie Flyers	56	37	17	2	258	187	76	Jim McBurney, GLT	55	61	35	96
Toronto Marlboros	56	32	17	7	199	139	71	Orval Tessier, BAR	55	54	40	94
Toronto St. Michael's	56	31	18	7	238	181	69	Greig Hicks, KIT	56	36	54	90
St. Catharines Teepees	56	31	20	5	219	234	67	Bob Attersley, OSH	56	45	43	88
Galt Black Hawks	56	27	26	3	242	225	57	Ron Murphy, GUE	45	39	42	81
Oshawa Generals	56	24	29	3	230	271	51	Jack Cafferty, STM	56	37	39	76
Guelph Biltmores	56	22	32	2	212	244	46	Doug Mohns, BAR	56	34	42	76
Windsor Spitfires	56	16	35	5	127	186	37	Brian Cullen, STC	56	41	33	74
Kitchener-Waterloo Greenshirts	56	15	38	3	181	239	33	Ken Wharram, GLT	54	34	40	74
								Wally Maxwell, TOR	52	22	51	73

PLAYOFF RESULTS

QUARTER-FINALS

St. Michael's defeated St. Catharines (6 point to 0)
Galt defeated Oshawa (6 points to 4)

SEMI-FINALS

Barrie defeated Toronto (10 points to 4)
St. Michael's defeated Galt (9 points to 3)

CHAMPIONSHIP SERIES

Barrie defeated St. Michael's (10 points to 6)

1951-52 Regular Season Standings

	GP	W	L	T	GF	GA	PTS
Toronto Marlboros	53	39	8	6	302	146	84
Guelph Biltmores	54	37	13	4	341	197	78
Galt Black Hawks	54	35	17	2	307	213	72
Toronto St. Michael's	53	30	20	3	227	188	63
St. Catharines Teepees	54	30	23	1	249	229	61
Kitchener-Waterloo Greenshirts	54	29	22	3	231	213	61
Barrie Flyers	53	22	30	1	225	230	47
Waterloo Hurricanes	53	15	37	1	215	363	31
Windsor Spitfires	54	9	42	3	172	355	21
Oshawa Generals	54	7	41	6	146	281	20

LEADING SCORERS	GP	G	A	PTS
Ken Laufman, GUE	54	53	86	139
Danny Poland, TOR	51	58	76	134
Pete Conacher, GLT	51	53	67	120
Ron Murphy, GUE	51	58	59	117
Ken Wharram, GLT	45	35	79	114
Eric Nesterenko, TOR	52	53	42	95
Chuck Henderson, GUE	52	41	50	91
Parker MacDonald, TOR	52	39	51	90
Gary Edmundson, KIT	51	35	53	88
Orval Tessier, KIT	53	62	25	87

PLAYOFF RESULTS

QUARTER-FINALS

St. Michael's defeated Galt (3-0)
St. Catharines defeated Kitchener (3-1)

SEMI-FINALS

Guelph defeated Toronto (4-2)
St. Catharines defeated St. Michael's (3-2)

CHAMPIONSHIP SERIES

Guelph defeated St. Catharines (4-1)

1950-51 Regular Season Standings

	GP	W	L	T	GF	GA	PTS
Barrie Flyers	54	38	14	2	276	161	78
Toronto Marlboros	54	32	16	6	220	167	70
Guelph Biltmores	54	31	16	7	256	194	69
Windsor Spitfires	54	32	18	4	209	167	68
Oshawa Generals	54	26	26	2	250	231	54
St. Catharines Teepees	54	23	24	7	200	192	53
Galt Black Hawks	64	21	39	4	181	223	48
Stratford Kroehlers	54	20	28	6	200	230	46
Toronto St. Michael's	54	16	31	7	189	244	39
Waterloo Hurricanes	54	7	44	3	163	339	17

LEADING SCORERS	GP	G	A	PTS
Lou Jankowski, OSH	54	65	59	124
Alex Delvecchio, OSH	54	49	72	121
Ken Laufman, GUE	50	42	71	113
Real Chevrefils, BAR	54	52	51	103
Jerry Toppazzini, BAR	54	40	50	90
Andy Bathgate, GUE	52	33	57	90
Ron Murphy, GUE	54	44	44	88
Erwin Grosse, WSR	54	35	49	84
Leo Labine, BAR	52	32	46	78
Eddie Joss, WSR	54	36	41	77

PLAYOFF RESULTS

QUARTER-FINALS

Barrie defeated Galt (3-0)
Toronto defeated Stratford (3-0)
St. Catharines defeated Guelph (3-2)
Windsor defeated Oshawa (3-2)

SEMI-FINALS

Barrie defeated Windsor (3-0)
Toronto defeated St. Catharines (3-1)

CHAMPIONSHIP SERIES

Barrie defeated Toronto (4-2)

1949-50 Regular Season Standings

	GP	W	L	T	GF	GA	PTS	LEADING SCORERS	GP	G	A	PTS
Toronto Marlboros	48	37	9	2	253	119	76	Earl Reibel, WSR	48	52	75	127
Windsor Spitfires	48	34	13	1	307	169	69	George Armstrong, TOR	45	64	51	115
St. Catharines Teepees	48	27	17	4	269	211	58	Connie Switzer, STC	48	35	77	112
Guelph Biltmores	48	26	18	4	189	157	56	Ed Stankiewicz, WSR	47	54	48	102
Barrie Flyers	48	21	24	3	180	217	45	Glen Skov, WSR	47	51	51	102
Toronto St. Michael's	48	19	26	3	164	213	41	Ellard O'Brien, STC	48	58	43	101
Stratford Kroehlers	48	14	31	3	165	218	31	Irwin Grosse, WSR	48	41	43	84
Galt Black Hawks	48	14	32	2	144	265	30	Denis Flanagan, STR	48	32	44	76
Oshawa Generals	48	12	34	2	160	262	26	Jack McKenzie, TOR	47	38	36	74
								Danny Lewicki, TOR	32	36	37	73

PLAYOFF RESULTS

QUARTER-FINALS

Guelph defeated St. Catharines (3-2)
 Barrie defeated St. Michael's (3-2)

SEMI-FINALS

Windsor defeated Toronto (4-1)
 Guelph defeated Barrie (3-1)

CHAMPIONSHIP SERIES

Guelph defeated Windsor (4-2)

Franchise Records, Year-By-Year

Barrie Colts

Expansion franchise granted May 6, 1994

SEASON	TEAM	GP	W	L	T	OTL	SOL	PTS	GF	GA	FINISH	PLAYOFFS
2021-22	Barrie Colts	68	34	27	-	6	1	75	245	236	3rd Central	1st Rd. (MISS)
2019-20	Barrie Colts	63	29	28	-	4	2	64	220	261	2nd Central	N/A
2018-19	Barrie Colts	68	26	38	-	3	1	56	221	245	5th Central	-
2017-18	Barrie Colts	68	42	21	-	4	1	89	297	229	1st Central	2nd Rd. (KGN)
2016-17	Barrie Colts	68	17	44	-	6	1	41	192	291	5th Central	-
2015-16	Barrie Colts	68	43	22	-	0	3	89	295	207	1st Central	EC Final (NIAG)
2014-15	Barrie Colts	68	41	24	-	1	2	85	278	227	1st Central	2nd Rd. (NB)
2013-14	Barrie Colts	68	37	28	-	1	2	77	266	218	2nd Central	2nd Rd. (NB)
2012-13	Barrie Colts	68	44	20	-	2	2	92	245	185	1st Central	OHL Final (LDN)
2011-12	Barrie Colts	68	40	23	-	3	2	85	248	210	2nd Central	EC Final (OTT)
2010-11	Barrie Colts	68	15	49	-	2	2	34	232	352	5th Central	-
2009-10	Barrie Colts	68	57	9	-	0	2	116	327	186	1st Central	OHL Final (WSR)
2008-09	Barrie Colts	68	30	33	-	3	2	65	214	207	3rd Central	1st Rd. (MISS)
2007-08	Barrie Colts	68	28	34	-	3	3	62	185	223	4th Central	2nd Rd. (BELV)
2006-07	Barrie Colts	68	48	19	-	0	1	97	273	193	1st Central	2nd Rd. (SBY)
2005-06	Barrie Colts	68	43	21	-	1	3	90	258	194	2nd Central	EC Final (PBO)
2004-05	Barrie Colts	68	33	23	9	3	-	78	232	210	2nd Central	1st Rd. (OTT)
2003-04	Barrie Colts	68	31	21	12	4	-	78	196	171	3rd Central	2nd Rd. (MISS)
2002-03	Barrie Colts	68	29	26	4	9	-	71	228	223	3rd Central	1st Rd. (BRAM)
2001-02	Barrie Colts	68	38	19	9	2	-	87	226	192	2nd Central	OHL Final (ER)
2000-01	Barrie Colts	68	29	28	7	4	-	69	214	230	4th Central	1st Rd. (SBY)
1999-00	Barrie Colts	68	43	18	6	1	-	93	306	212	1st Central	OHL Champs (PLY)
1998-99	Barrie Colts	68	49	13	6	-	-	104	343	192	1st Central	2nd Rd. (OSH)
1997-98	Barrie Colts	66	38	23	5	-	-	81	236	215	2nd Central	1st Rd. (SBY)
1996-97	Barrie Colts	66	33	23	10	-	-	76	272	236	3rd Central	2nd Rd. (OTT)
1995-96	Barrie Colts	66	28	31	7	-	-	63	258	266	5th Central	1st Rd. (KIT)
Totals		1,757	925	665	75	62	30	2,017	6,507	5,811	Pct. .574	

All-Time Franchise Team Records:

Most Points:	(2009-10)	116
Most Goals For:	(1998-99)	343
Most Goals Against:	(2010-11)	348
Fewest Goals Against:	(2003-04)	171

All-Time Franchise Single Game Records:

Most Goals	5
Andreas Athanasiou (Feb. 13, 2014 at Niagara IceDogs)	
Most Assists	6
Steven Beyers (Dec. 28, 2010 vs Owen Sound Attack)	
Most Points	7
Andreas Athanasiou (Feb. 13, 2014 at Niagara IceDogs)	
Most Power-Play Goals	3
Jan Bulis (Feb. 11, 1996 vs. Ottawa), Ryan Hamilton (Feb. 17, 2006 at Sudbury), Tomas Marcinko (Oct. 13, 2007 at Saginaw), Aaron Ekblad (Jan. 11, 2014 vs Kingston), Brendan Lemieux (Nov. 14, 2013 vs Sudbury)	
Most Shorthanded Goals	2
Mike Henderson (Feb. 6, 2000 vs. Mississauga), Nick Smith (Nov. 14, 1998 vs. Sudbury)	
Fastest Opening Goal	0:10
Oskar Olausson (Oct. 14, 2021 vs. Sault Ste. Marie)	
Fastest Period Goal	0:07
Ryan Hamilton (Dec. 2, 2005 at Erie), Steven Beyers (Dec. 11, 2010 vs Niagara)	
Fastest Two Goals by One Player	0:08
Sheldon Keefe (October 16, 1999 at Plymouth, 3rd period)	
Fastest Three Goals by One Player	6:54
Joseph Blandisi (Feb. 22, 2015 at Sudbury Wolves)	

All-Time Franchise Career Leaders:

Most Points:	Bryan Little (2003-07)	342
Most Goals:	Bryan Little (2003-07)	153
Most Assists:	Bryan Little (2003-07)	189
	Daniel Tkaczuk (1995-99)	189
Most Games Played:	Hunter Tremblay (2002-07)	317

All-Time Franchise Single Season Leaders:

Most Points:	Kevin Labanc (2015-16)	127
Most Goals:	Bryan Cameron (2009-10)	53
Most Assists:	Kevin Labanc (2015-16)	88
Best GAA:	Mathias Niederberger (2012-13)	2.34
	Paulo Colaiacovo (2003-04)	2.34

Erie Otters

SEASON	TEAM	GP	W	L	T	OTL	SOL	PTS	GF	GA	FINISH	PLAYOFFS
2021-22	Erie Otters	68	27	37	-	2	2	58	223	267	5th Midwest	-
2019-20	Erie Otters	63	26	26	-	4	7	63	229	236	5th Midwest	N/A
2018-19	Erie Otters	68	26	38	-	3	1	56	230	300	5th Midwest	-
2017-18	Erie Otters	68	23	35	-	7	3	56	220	270	5th Midwest	-
2016-17	Erie Otters	68	50	15	-	2	1	103	319	182	1st Midwest	OHL Champs (MISS)
2015-16	Erie Otters	68	52	15	-	1	0	105	269	183	1st Midwest	WC Final (LDN)
2014-15	Erie Otters	68	50	14	-	2	2	104	331	212	1st Midwest	OHL Final (OSH)
2013-14	Erie Otters	68	52	14	-	2	0	106	312	170	2nd Midwest	WC Final (GUE)
2012-13	Erie Otters	68	19	40	-	4	5	47	206	312	5th Midwest	-
2011-12	Erie Otters	68	10	52	-	3	3	26	169	338	5th Midwest	-
2010-11	Erie Otters	68	40	26	-	1	1	82	281	229	3rd Midwest	1st Rd. (WSR)
2009-10	Erie Otters	68	33	28	-	5	2	73	257	259	4th Midwest	1st Rd. (WSR)
2008-09	Erie Otters	68	34	29	-	3	2	73	208	254	3rd Midwest	1st Rd. (LDN)
2007-08	Erie Otters	68	18	46	-	2	2	40	206	343	5th Midwest	-
2006-07	Erie Otters	68	15	50	-	1	2	33	209	378	5th Midwest	-
2005-06	Erie Otters	68	26	35	-	4	3	59	219	266	5th Midwest	-
2004-05	Erie Otters	68	31	26	6	5	-	73	186	207	4th Midwest	1st Rd. (KIT)
2003-04	Erie Otters	68	29	26	6	7	-	71	221	212	5th Midwest	2nd Rd. (LDN)
2002-03	Erie Otters	68	24	35	6	3	-	57	181	248	5th Midwest	-
2001-02	Erie Otters	68	41	22	4	1	-	87	246	218	1st Midwest	OHL Champs (BAR)
2000-01	Erie Otters	68	45	11	10	2	-	102	264	171	1st Midwest	WC Final (PLY)
1999-00	Erie Otters	68	33	28	4	3	-	73	224	229	1st Midwest	2nd Rd. (SSM)
1998-99	Erie Otters	68	31	33	4	-	-	66	271	297	3rd Midwest	1st Rd. (GUE)
1997-98	Erie Otters	66	33	28	5	-	-	71	261	252	4th West	1st Rd. (LDN)
1996-97	Erie Otters	66	23	36	7	-	-	53	240	260	5th Central	1st Rd. (GUE)
1995-96	Niagara Falls Thunder	66	29	30	7	-	-	65	248	238	3rd Central	2nd Rd. (GUE)
1994-95	Niagara Falls Thunder	66	18	40	8	-	-	44	231	298	4th Central	1st Rd. (OS)
1993-94	Niagara Falls Thunder	66	21	41	4	-	-	46	277	352	8th Emms	-
1992-93	Niagara Falls Thunder	66	29	30	7	-	-	65	299	274	5th Emms	1st Rd. (OS)
1991-92	Niagara Falls Thunder	66	39	23	4	-	-	82	307	254	2nd Emms	Emms Final (SSM)
1990-91	Niagara Falls Thunder	66	39	18	9	-	-	87	335	259	2nd Emms	Emms Final (SSM)
1989-90	Niagara Falls Thunder	66	23	39	4	-	-	50	278	355	6th Emms	-
1988-89	Niagara Falls Thunder	66	41	23	2	-	-	84	410	319	2nd Emms	OHL Final (PBO)
1987-88	Hamilton Steelhawks	66	35	28	3	-	-	73	327	291	3rd Emms	Emms Final (WSR)
1986-87	Hamilton Steelhawks	66	39	24	3	-	-	81	321	258	2nd Emms	2nd Rd. (WSR)
1985-86	Hamilton Steelhawks	66	26	36	4	-	-	56	268	306	7th Emms	-
1984-85	Hamilton Steelhawks	66	29	35	2	-	-	60	313	296	4th Emms	Emms Final (SSM)
1983-84	Brantford Alexanders	70	39	28	3	-	-	81	303	235	2nd Emms	2nd Rd. (SSM)
1982-83	Brantford Alexanders	70	34	33	3	-	-	71	275	282	4th Emms	2nd Rd. (SSM)
1981-82	Brantford Alexanders	68	25	41	2	-	-	52	293	313	5th Emms	2nd Rd. (SSM)
1980-81	Brantford Alexanders	68	34	34	0	-	-	68	350	354	2nd Emms	1st Rd. (WSR)
1979-80	Brantford Alexanders	68	31	35	2	-	-	64	412	398	3rd Emms	2nd Rd. (WSR)
1978-79	Brantford Alexanders	68	23	42	3	-	-	49	281	349	6th Emms	-
1977-78	Hamilton Fincups	68	31	23	14	-	-	76	273	223	3rd Emms	OHA Final (PBO)
1976-77	St. Catharines Fincups	66	50	11	5	-	-	105	438	242	1st Emms	Emms Final (LDN)
1975-76	Hamilton Fincups*	66	43	15	8	-	-	94	379	232	1st Emms	OHA Champs (SBY)
1974-75	Hamilton Fincups	70	37	24	9	-	-	83	337	271	3rd	OHA Final (TOR)
1973-74	Hamilton Red Wings	70	16	49	5	-	-	37	221	376	11th	-
1972-73	Hamilton Red Wings	63	15	41	7	-	-	37	244	374	9th	-
1971-72	Hamilton Red Wings	63	11	46	6	-	-	28	200	334	10th	-
1970-71	Hamilton Red Wings	62	22	35	5	-	-	49	224	328	7th	1st Rd. (OTT)
1969-70	Hamilton Red Wings	54	16	26	12	-	-	44	207	238	9th	-
1968-69	Hamilton Red Wings	54	27	24	3	-	-	57	207	190	5th	1st Rd. (MTL)
1967-68	Hamilton Red Wings	54	31	13	10	-	-	72	253	162	3rd	2nd Rd. (KIT)
1966-67	Hamilton Red Wings	48	22	21	5	-	-	49	172	161	4th	OHA Final (TOR)
1965-66	Hamilton Red Wings	48	22	20	6	-	-	50	203	217	5th	1st Rd. (MTL)
1964-65	Hamilton Red Wings	56	14	31	11	-	-	39	220	287	8th	-
1963-64	Hamilton Red Wings	56	11	35	10	-	-	32	193	285	7th	-
1962-63	Hamilton Red Wings	50	21	21	8	-	-	50	202	184	4th	2nd Rd. (NF)
1961-62	Hamilton Red Wings*	50	32	12	6	-	-	70	220	162	2nd	OHA Champs (STM)
1960-61	Hamilton Red Wings	48	22	19	7	-	-	51	192	148	3rd	2nd Rd. (STM)
1959-60	Hamilton Tiger Cubs	48	10	34	4	-	-	24	158	251	7th	-
1958-59	Hamilton Tiger Cubs	54	11	35	8	-	-	30	167	229	7th	-
1957-58	Hamilton Tiger Cubs	52	27	18	7	-	-	61	200	176	2nd	-
1956-57	Hamilton Tiger Cubs	52	24	26	2	-	-	50	170	191	5th	-
1955-56	Hamilton Tiger Cubs	48	13	30	5	-	-	31	171	250	7th	-
1954-55	Hamilton Tiger Cubs	49	21	23	5	-	-	47	181	173	5th	-
1953-54	Hamilton Tiger Cubs	58	31	24	3	-	-	65	222	208	3rd	-
1952-53	Windsor Spitfires	56	16	35	5	-	-	37	127	186	8th	-
1951-52	Windsor Spitfires	54	9	42	3	-	-	21	172	355	9th	-
1950-51	Windsor Spitfires	54	32	18	4	-	-	68	209	167	4th	-
1949-50	Windsor Spitfires	48	34	13	1	-	-	69	307	169	2nd	OHA Final (GUE)
1948-49	Windsor Spitfires	48	34	13	1	-	-	69	272	184	1st	-
1947-48	Windsor Spitfires	36	29	6	1	-	-	59	231	124	1st	OHA Final (BAR)
1946-47	Windsor Spitfires	36	10	24	2	-	-	22	75	125	7th	-
	Franchise Totals	4,634	2,089	2,132	310	67	36	4,591	18,557	18,926	Pct. .495	

* Memorial Cup Champions (1976 def. New Westminster Bruins, 1962 def. Edmonton Oil Kings)

Erie Otters

All-Time Franchise Team Records:

Most Points:	(2013-14)	106
Most Goals For:	(1976-77)	438
Most Goals Against:	(1979-80)	398
Fewest Goals Against:	(2013-14)	170

All-Time Franchise Career Leaders:

Most Points:	Dale McCourt (1973-77)	462
Most Goals:	Dale McCourt (1973-77)	188
Most Assists:	Dale McCourt (1973-77)	274
Most Games Played:	Brian Lee (2000-05)	319

All-Time Franchise Single Season Leaders:

Most Points:	Bryan Fogarty (1988-89)	155
Most Goals:	Mike Bullard (1979-80)	66
	Mike Millar (1984-85)	66
Most Assists:	Bryan Fogarty (1988-89)	108
Best GAA:	Adam Munro (2000-01)	2.31

All-Time Franchise Single Game Records:

Most Goals	6
Colin Miller (Oct 13, 1988 vs North Bay)	
Most Assists	6
Steve Hazlett (Jan 3, 1978 vs Windsor), Steve Locke (Oct 13, 1988 vs North Bay), Bryan Fogarty (Jan 12, 1989 at North Bay), Greg McKeeg (Oct 7, 2011 vs Owen Sound)	
Most Points	8
Bryan Fogarty (Nov 11, 1988 at Sudbury, Jan 12, 1989 at NB)	
Most Powerplay Goals	3
Scott Vanderburgh (1979-80), Daryl Evans (1980-81), Mike Millar (1983-84), Colin Miller and Stan Drulia (1988-89), Connor Brown (2013-14)	
Most Shorthanded Goals	3
Mike Hoffman (Dec 26, 1982 vs Guelph)	
Fastest Opening Goal	0:10
Denis Houle (Nov 8 1977 vs. Toronto), Shawn McCosh (Jan 8 1989 vs Windsor), Brad Bonello (Nov. 15 2003 vs. Owen Sound)	
Fastest Period Goal	0:05
Rob Street (Dec 16, 1975 vs Kitchener - 2nd period)	
Fastest Two Goals by One Player	0:04
Rick Pickersgill (Jan 9, 1983 vs Kingston - 2nd period)	
Fastest Three Goals by One Player	1:26
Stan Drulia (Oct 13, 1988 vs North Bay - 3rd period)	

Flint Firebirds

SEASON	TEAM	GP	W	L	T	OTL	SOL	PTS	GF	GA	FINISH	PLAYOFFS
2021-22	Flint Firebirds	68	42	21	-	1	4	89	286	238	2nd West	WC Final (WSR)
2019-20	Flint Firebirds	63	40	21	-	1	1	82	274	243	2nd West	N/A
2018-19	Flint Firebirds	68	16	46	-	6	0	38	212	350	5th West	-
2017-18	Flint Firebirds	68	20	43	-	3	2	45	194	316	5th West	-
2016-17	Flint Firebirds	68	32	28	-	3	5	72	229	242	4th West	1st Rd. (SOO)
2015-16	Flint Firebirds	68	20	42	-	4	2	46	184	279	5th West	-
2014-15	Plymouth Whalers	68	23	38	-	5	2	53	195	255	4th West	-
2013-14	Plymouth Whalers	68	28	33	-	0	7	63	187	238	4th West	1st Rd. (GUE)
2012-13	Plymouth Whalers	68	42	17	-	5	4	93	292	202	1st West	WC Final (LDN)
2011-12	Plymouth Whalers	68	47	18	-	2	1	97	279	205	1st West	2nd Rd. (KIT)
2010-11	Plymouth Whalers	68	36	26	-	2	4	78	249	219	3rd West	2nd Rd. (OS)
2009-10	Plymouth Whalers	68	38	27	-	1	2	79	245	201	2nd West	2nd Rd. (WSR)
2008-09	Plymouth Whalers	68	37	26	-	5	0	79	224	218	2nd West	2nd Rd. (WSR)
2007-08	Plymouth Whalers	68	34	28	-	2	4	74	228	223	5th West	1st Rd. (KIT)
2006-07	Plymouth Whalers	68	49	14	-	2	3	103	299	173	1st West	OHL Champs (SBY)
2005-06	Plymouth Whalers	68	35	28	-	1	4	75	227	224	1st West	2nd Rd. (GUE)
2004-05	Plymouth Whalers	68	30	29	6	3	-	69	198	204	2nd West	1st Rd. (OS)
2003-04	Plymouth Whalers	68	32	24	9	3	-	76	220	204	2nd West	2nd Rd. (GUE)
2002-03	Plymouth Whalers	68	43	14	9	2	-	97	259	174	1st West	WC Final (KIT)
2001-02	Plymouth Whalers	68	39	15	12	2	-	92	249	166	1st West	1st Rd. (LDN)
2000-01	Plymouth Whalers	68	43	15	5	5	-	96	253	162	1st West	OHL Final (OTT)
1999-00	Plymouth Whalers	68	45	18	4	1	-	95	256	172	1st West	OHL Final (BAR)
1998-99	Plymouth Whalers	68	51	13	4	-	-	106	313	162	1st West	2nd Rd. (LDN)
1997-98	Plymouth Whalers	66	37	22	7	-	-	81	279	223	2nd West	WC Final (GUE)
1996-97	Detroit Whalers	66	26	34	6	-	-	58	230	270	4th West	1st Rd. (SOO)
1995-96	Detroit Whalers	66	40	22	4	-	-	84	319	243	1st West	Semi-Final (PBO)
1994-95	Detroit Jr. Red Wings	66	44	18	4	-	-	92	306	223	1st West	OHL Champs (GUE)
1993-94	Detroit Jr. Red Wings	66	42	20	4	-	-	88	312	237	1st Emms	OHL Final (NB)
1992-93	Detroit Jr. Red Wings	66	37	22	7	-	-	81	336	264	2nd Emms	Semi-Final (SOO)
1991-92	Detroit Ambassadors	66	23	42	1	-	-	47	279	353	7th Emms	1st Rd. (NF)
1990-91	Detroit Ambassadors	66	11	50	5	-	-	27	213	378	8th Emms	-
	Franchise Totals	2,087	1,082	814	87	59	45	2,355	7,614	6,911	Pct. .564	

Flint Firebirds

All-Time Franchise Team Records:

Most Points:	(1998-99)
Most Goals For:	(1992-93)
Most Goals Against:	(1990-91)
Fewest Goals Against:	(2000-01)
	(1998-99)

All-Time Franchise Career Leaders:

Most Points:	Pat Peake (1990-93)
Most Goals:	Pat Peake (1990-93)
Most Assists:	Bob Wren (1991-94)
Most Games Played:	Nick Malysa (2009-14)

All-Time Franchise Single Season Leaders:

Most Points:	Bob Wren (1992-93)	145
Most Goals:	Chad LaRose (2002-03)	61
Most Assists:	Kevin Brown (1992-93)	91
Best GAA:	Robert Holsinger (1998-99)	2.08

All-Time Franchise Single Game Records:

Most Goals	106	Kevin Brown (Dec. 1, 1993 vs. Niagara Falls), Kole Sherwood (Jan. 10, 2017 at Saginaw)	5
Most Assists	162	Pat Peake (Mar. 17, 1993 vs. Windsor)	6
Most Points	319	Kevin Brown (Dec. 1, 1993 vs. Niagara Falls)	8
Most Powerplay Goals	294	Mark Lawrence (Sept. 21/92 at Kingston); Kevin Brown (Oct. 18/92 vs. Ottawa); Bob Wren (Feb. 18/93 vs. London); Eric Gooldy (Jan 9/99 vs. Belleville); James Wisniewski (Nov. 2/02 vs. London); Tom Sestito (Feb. 2/07 vs Erie); Ty Dellandrea (Nov. 20, 2019 at Sarnia); Brennan Othmann (Apr. 16, 2022 vs. S.S. Marie)	3
Most Shorthanded Goals	2	Sean Haggerty (3 times), Mark Cadotte (Sept. 26, 1997 vs. London)	2
Fastest Opening Goal	0:07	Jamie Devane (Mar. 18, 2011 at Kitchener)	0:07
Fastest Period Goal	0:07	Jamie Devane (Mar. 18, 2011 at Kitchener)	0:07
Fastest Two Goals by One Player	0:08	Pat Barton (March 5, 1992 at Windsor - 3rd period)	0:08
Fastest Three Goals by One Player	2:23	Justin Williams (Feb. 5, 2000 vs. Guelph - 1st period)	2:23

Guelph Storm

SEASON	TEAM	GP	W	L	T	OTL	SOL	PTS	GF	GA	FINISH	PLAYOFFS
2021-22	Guelph Storm	68	36	24	-	5	3	80	251	228	2nd Midwest	1st Rd. (SOO)
2019-20	Guelph Storm	63	32	23	-	3	5	72	218	209	3rd Midwest	N/A
2018-19	Guelph Storm	68	40	18	-	6	4	90	308	230	2nd Midwest	OHL Champs (OTT)
2017-18	Guelph Storm	68	30	29	-	5	4	69	228	263	4th Midwest	1st Rd. (KIT)
2016-17	Guelph Storm	68	21	40	-	5	2	49	202	297	5th Midwest	-
2015-16	Guelph Storm	68	13	49	-	4	2	32	156	297	5th Midwest	-
2014-15	Guelph Storm	68	38	26	-	2	2	80	237	237	3rd Midwest	2nd Rd. (SOO)
2013-14	Guelph Storm	68	52	12	-	2	2	108	340	191	1st Midwest	OHL Champs (NB)
2012-13	Guelph Storm	68	39	23	-	2	4	84	253	210	4th Midwest	1st Rd. (KIT)
2011-12	Guelph Storm	68	31	31	-	2	4	68	234	238	4th Midwest	1st Rd. (PLY)
2010-11	Guelph Storm	68	34	27	-	4	3	75	249	258	4th Midwest	1st Rd. (SAG)
2009-10	Guelph Storm	68	35	29	-	3	1	74	242	255	3rd Midwest	1st Rd. (LDN)
2008-09	Guelph Storm	68	35	26	-	4	3	77	226	209	2nd Midwest	1st Rd. (SAG)
2007-08	Guelph Storm	68	34	25	-	5	4	77	213	187	3rd Midwest	2nd Rd. (SOO)
2006-07	Guelph Storm	68	33	23	-	3	9	78	215	200	3rd Midwest	1st Rd. (PLY)
2005-06	Guelph Storm	68	40	24	-	1	3	84	232	206	3rd Midwest	WC Final (LDN)
2004-05	Guelph Storm	68	23	34	10	1	-	57	167	189	5th Midwest	1st Rd. (LDN)
2003-04	Guelph Storm	68	49	14	5	0	-	103	276	182	2nd Midwest	OHL Champs (MIS)
2002-03	Guelph Storm	68	29	28	9	2	-	69	217	208	3rd Midwest	2nd Rd. (KIT)
2001-02	Guelph Storm	68	37	23	7	1	-	82	264	235	2nd Midwest	2nd Rd. (WSR)
2000-01	Guelph Storm	68	34	23	9	2	-	79	227	205	2nd Midwest	1st Rd. (BRA)
1999-00	Guelph Storm	68	29	34	4	1	-	63	250	256	4th Midwest	1st Rd. (PLY)
1998-99	Guelph Storm	68	44	22	2	-	-	90	300	218	1st Midwest	2nd Rd. (OS)
1997-98	Guelph Storm	66	42	18	6	-	-	90	263	189	1st Central	OHL Champs (OTT)
1996-97	Guelph Storm	66	35	25	6	-	-	78	300	251	2nd Central	Semi-Final (OTT)
1995-96	Guelph Storm	66	45	16	5	-	-	95	297	186	1st Central	OHL Final (PBO)
1994-95	Guelph Storm	66	47	14	5	-	-	99	330	200	1st Central	OHL Final (DET)
1993-94	Guelph Storm	66	32	28	6	-	-	70	323	290	3rd Emms	2nd Rd. (SOO)
1992-93	Guelph Storm	66	27	33	6	-	-	60	298	360	7th Emms	1st Rd. (DET)
1991-92	Guelph Storm	66	4	51	11	-	-	19	235	425	8th Emms	-
1990-91	Dukes of Hamilton	66	17	43	6	-	-	40	270	379	6th Emms	1st Rd. (SOO)
1989-90	Dukes of Hamilton	66	11	49	6	-	-	28	211	371	7th Leyden	-
1988-89	Toronto Marlboros	66	32	31	3	-	-	67	319	332	3rd, Leyden	1st Rd. (COR)
1987-88	Toronto Marlboros	66	26	39	1	-	-	53	292	348	6th, Leyden	1st Rd. (PBO)
1986-87	Toronto Marlboros	66	22	41	3	-	-	47	298	376	7th, Leyden	-
1985-86	Toronto Marlboros	66	22	41	3	-	-	47	297	345	6th, Leyden	1st Rd. (PBO)
1984-85	Toronto Marlboros	66	35	28	3	-	-	73	315	302	3rd, Leyden	1st Rd. (COR)
1983-84	Toronto Marlboros	70	45	24	1	-	-	91	392	317	2nd, Leyden	Semi-Final (OTT)
1982-83	Toronto Marlboros	70	36	29	5	-	-	77	325	311	4th, Leyden	1st Rd. (COR)
1981-82	Toronto Marlboros	68	37	31	0	-	-	74	316	290	4th, Leyden	2nd Rd. (OTT)
1980-81	Toronto Marlboros	68	31	37	0	-	-	62	298	336	4th, Emms	1st Rd. (NF)
1979-80	Toronto Marlboros	68	33	32	3	-	-	69	342	310	2nd, Emms	1st Rd. (BFD)

Guelph Storm

SEASON	TEAM	GP	W	L	T	OTL	SOL	PTS	GF	GA	FINISH	PLAYOFFS
1978-79	Toronto Marlboros	68	27	40	1	-	-	55	308	351	5th, Emms	1st Rd. (KIT)
1977-78	Toronto Marlboros	68	24	36	8	-	-	56	263	341	5th, Emms	1st Rd. (KIT)
1976-77	Toronto Marlboros	66	31	23	12	-	-	74	335	286	3rd, Emms	1st Rd. (LDN)
1975-76	Toronto Marlboros	66	26	30	10	-	-	62	278	294	3rd, Emms	2nd Rd. (HAM)
1974-75	Toronto Marlboros	70	48	13	9	-	-	105	469	303	1st	OHA Champs (HAM)
1973-74	Toronto Marlboros	70	30	31	9	-	-	69	293	276	8th	2nd Rd. (STC)
1972-73	Toronto Marlboros*	63	47	7	9	-	-	103	416	199	1st	OHA Champs (PBO)
1971-72	Toronto Marlboros	63	45	15	3	-	-	93	363	256	1st	Semi-Final (PBO)
1970-71	Toronto Marlboros	62	28	26	8	-	-	64	353	304	5th	Semi-Final (STC)
1969-70	Toronto Marlboros	54	26	17	11	-	-	63	239	201	4th	OHA Final (MTL)
1968-69	Toronto Marlboros	54	21	27	6	-	-	48	222	239	6th	1st Rd. (STC)
1967-68	Toronto Marlboros	54	31	17	6	-	-	68	273	179	5th	1st Rd. (KIT)
1966-67	Toronto Marlboros*	48	23	15	10	-	-	56	208	184	3rd	OHA Champs (HAM)
1965-66	Toronto Marlboros	48	20	18	10	-	-	50	203	211	6th	Semi-Final (KIT)
1964-65	Toronto Marlboros	56	32	17	7	-	-	71	259	222	2nd	OHA Final (NF)
1963-64	Toronto Marlboros*	56	40	9	7	-	-	87	336	195	1st	OHA Champs (MTL)
1962-63	Toronto Marlboros	40	22	12	6	-	-	50	217	159	2nd Metro Jr.	Metro Final (NMcN)
1961-62	Toronto Marlboros	33	18	9	6	-	-	44	141	103	2nd Metro Jr.	Metro Final (STM)
1960-61	Toronto Marlboros	48	9	30	9	-	-	27	136	211	7th	-
1959-60	Toronto Marlboros	48	28	17	3	-	-	59	222	180	1st	-
1958-59	Toronto Marlboros	54	19	27	8	-	-	46	160	213	6th	-
1957-58	Toronto Marlboros	52	21	21	10	-	-	52	210	186	4th	-
1956-57	Toronto Marlboros	52	35	14	3	-	-	73	189	133	2nd	-
1955-56	Toronto Marlboros	48	23	21	4	-	-	50	174	164	4th	-
1954-55	Toronto Marlboros	49	29	17	3	-	-	61	189	142	3rd	-
1953-54	Toronto Marlboros	59	34	18	7	-	-	75	242	160	2nd	-
1952-53	Toronto Marlboros	56	32	17	7	-	-	71	199	139	2nd	-
1951-52	Toronto Marlboros	53	39	8	6	-	-	84	302	146	1st	-
1950-51	Toronto Marlboros	54	32	16	6	-	-	70	220	167	2nd	-
1949-50	Toronto Marlboros	48	37	9	2	-	-	76	253	119	1st	-
1948-49	Toronto Marlboros	48	20	24	4	-	-	44	168	176	6th	-
1947-48	Toronto Marlboros	32	12	20	0	-	-	30	97	149	7th	-
1946-47	Toronto Marlboros	36	20	16	0	-	-	40	87	84	5th	-
1945-46	Toronto Marlboros	28	11	16	1	-	-	23	78	111	5th	-
1944-45	Toronto Marlboros	20	2	18	0	-	-	4	52	141	6th	-
1943-44	Toronto Marlboros	26	8	15	1	-	-	18	73	122	4th Gr. 1	-
1942-43	Toronto Marlboros	21	8	12	1	-	-	17	105	119	6th	-
1941-42	Toronto Marlboros	24	12	10	2	-	-	26	73	79	4th	-
1940-41	Toronto Marlboros	17	13	3	1	-	-	25	113	51	1st	-
1939-40	Toronto Marlboros	19	11	5	3	-	-	25	106	49	2nd	-
1938-39	Toronto Marlboros	14	4	9	1	-	-	9	33	53	3rd Gr. 1	-
1937-38	Toronto Marlboros	12	12	0	0	-	-	24	80	27	1st	-
Franchise Totals		4,721	2,345	1,919	345	60	47	5,163	19,736	18,322	Pct. .545	

* Memorial Cup Champions (1975 def. New Westminster Bruins, 1973 def. Quebec Remparts, 1967 def. Port Arthur Mairs, 1964 def. Edmonton Oil Kings, 1956 def. Regina Pats, 1955 def. Regina Pats, 1929 def. Winnipeg Elmwood Millionaires)

All-Time Franchise Team Records:

Most Points:	(2013-14)	108
Most Goals For:	(1974-75)	469
Most Goals Against:	(1991-92)	435
Fewest Goals Against:	(2003-04)	182

All-Time Franchise Career Leaders:

Most Points:	Gary Dillon (1975-79)	375
Most Goals:	Gary Dillon (1975-79)	159
Most Assists:	Gary Dillon (1975-79)	216
Most Games Played:	Zack Mitchell (2009-14)	322

All-Time Franchise Single Season Leaders:

Most Points:	Bruce Boudreau (1974-75)	165
Most Goals:	Steve Shutt (1970-71)	70
Most Assists:	Bruce Boudreau (1974-75)	97
Best GAA:	Thomas McCollum (2007-08)	2.39

All-Time Franchise Single Game Records:

Most Goals	6
Mario Simioni (Oct 17, 1982 vs Guelph), Garry Lacey (Jan 15, 1984 vs Kingston), Steve Thomas (Mar 11, 1984 vs Kingston), Jack MacKeigan (Jan 4, 1986 vs Ottawa)	
Most Assists	7
Tim Armstrong (Jan 4, 1986 vs Ottawa)	
Most Points	10
Steve Thomas (Mar 11, 1984 vs Kingston)	
Most Powerplay Goals	3
Todd Bidner (Dec 10, '80 vs Oshawa), Jeff Triano (Oct 10, '82 at Kingston), Jeff Bes (Nov 27, '91 vs Sault Ste. Marie), Jamie Wright (Sep 29, '94 vs Kitchener), Brian Willsie (Sep 27, '96 vs Oshawa), Colt King (Oct. 15, '00 at Mississauga), Brandon Buck (Jan. 2, '08 at Erie), Drew Doughty (Sep. 30, '07 vs London); Cam Allen (Feb. 27, 2022 vs. Kitchener)	
Most Shorthanded Goals	2
7 times.	
Fastest Opening Goal	0:09
Sylvain Cloutier (Feb 26, 1992 at Owen Sound); Jamie Wright (Mar 18, 1994 at London); Matthew Papais (Feb. 26, 2022 at Owen Sound)	
Fastest Period Goal	0:07
Daniel Paille (Feb 8, 2004 vs. Erie - Overtime)	
Fastest Two Goals by One Player	0:05
Bruce Boudreau (Feb 16, 1975 vs Peterborough - 2nd period)	
Fastest Three Goals by One Player	0:39
Mark Napier (Dec 15, 1974 vs Oshawa - 3rd period)	

Hamilton Bulldogs

SEASON	TEAM	GP	W	L	T	OTL	SOL	PTS	GF	GA	FINISH	PLAYOFFS
2021-22	Hamilton Bulldogs	68	51	12	-	3	2	107	300	176	1st East	OHL Champs (WSR)
2019-20	Hamilton Bulldogs	62	24	30	-	7	1	56	235	267	4th East	N/A
2018-19	Hamilton Bulldogs	68	29	34	-	3	2	63	241	283	4th East	1st Rd. (OTT)
2017-18	Hamilton Bulldogs	68	43	18	-	4	3	93	252	207	1st East	OHL Champs (SOO)
2016-17	Hamilton Bulldogs	68	33	27	-	4	4	74	238	225	4th East	1st Rd. (KGN)
2015-16	Hamilton Bulldogs	68	25	35	-	8	0	58	197	260	5th East	-
2014-15	Belleville Bulls	68	27	33	-	3	5	62	203	246	4th East	1st Rd. (BAR)
2013-14	Belleville Bulls	68	23	38	-	4	3	53	206	285	4th East	-
2012-13	Belleville Bulls	68	44	16	-	5	3	96	228	167	1st East	EC Final (BAR)
2011-12	Belleville Bulls	68	35	32	-	1	0	71	200	221	2nd East	1st Rd. (OTT)
2010-11	Belleville Bulls	68	21	43	-	0	4	46	175	271	4th East	1st Rd. (MIS)
2009-10	Belleville Bulls	68	20	40	-	2	6	48	189	263	5th East	-
2008-09	Belleville Bulls	68	47	17	-	2	2	98	258	176	1st East	EC Final (BRA)
2007-08	Belleville Bulls	68	48	14	-	4	2	102	280	175	1st East	OHL Final (KIT)
2006-07	Belleville Bulls	68	39	24	-	0	5	83	260	227	1st East	EC Final (SBY)
2005-06	Belleville Bulls	68	32	28	-	5	3	72	202	225	3rd East	1st Rd. (BRA)
2004-05	Belleville Bulls	68	29	29	6	4	-	68	176	208	3rd East	1st Rd. (PBO)
2003-04	Belleville Bulls	68	15	44	8	1	-	39	172	279	5th East	-
2002-03	Belleville Bulls	68	33	27	6	2	-	74	195	200	3rd East	1st Rd. (TOR)
2001-02	Belleville Bulls	68	39	23	4	2	-	84	279	218	1st East	2nd Rd. (BAR)
2000-01	Belleville Bulls	68	37	23	5	3	-	82	275	224	1st East	2nd Rd. (OTT)
1999-00	Belleville Bulls	68	44	22	2	0	-	90	319	227	2nd East	EC Final (BAR)
1998-99	Belleville Bulls	68	39	22	7	-	-	85	334	246	2nd East	OHL Champs (LDN)
1997-98	Belleville Bulls	66	41	22	3	-	-	85	315	239	2nd Eastern	2nd Rd. (PLY)
1996-97	Belleville Bulls	66	22	37	7	-	-	51	235	278	5th Eastern	1st Rd. (OTT)
1995-96	Belleville Bulls	66	35	26	5	-	-	75	300	250	3rd Eastern	Semi-Final (GUE)
1994-95	Belleville Bulls	66	32	31	3	-	-	67	295	287	4th Eastern	Semi-Final (GUE)
1993-94	Belleville Bulls	66	32	28	6	-	-	70	303	264	4th Leyden	2nd Rd. (NB)
1992-93	Belleville Bulls	66	21	34	11	-	-	53	280	315	6th Leyden	1st Rd. (OSH)
1991-92	Belleville Bulls	66	27	27	12	-	-	66	314	293	6th Leyden	1st Rd. (NB)
1990-91	Belleville Bulls	66	38	21	7	-	-	83	324	280	3rd Leyden	1st Rd. (OTT)
1989-90	Belleville Bulls	66	36	26	4	-	-	76	301	247	5th Leyden	2nd Rd. (PBO)
1988-89	Belleville Bulls	66	27	35	4	-	-	58	292	322	6th Leyden	1st Rd. (PBO)
1987-88	Belleville Bulls	66	32	30	4	-	-	68	297	275	4th Leyden	1st Rd. (COR)
1986-87	Belleville Bulls	66	26	39	1	-	-	53	292	347	5th Leyden	1st Rd. (KGN)
1985-86	Belleville Bulls	66	37	27	2	-	-	76	305	268	2nd Leyden	OHL Final (GUE)
1984-85	Belleville Bulls	66	42	24	0	-	-	84	390	278	2nd Leyden	Semi-Final (PBO)
1983-84	Belleville Bulls	70	33	37	0	-	-	66	319	304	5th Leyden	1st Rd. (OSH)
1982-83	Belleville Bulls	70	34	36	0	-	-	68	342	332	6th Leyden	1st Rd. (OSH)
1981-82	Belleville Bulls	68	24	42	2	-	-	50	280	326	7th Leyden	-
Franchise Totals		2,753	1,348	1,176	109	70	50	2,925	10,816	10,390	Pct. .531	

All-Time Franchise Team Records:

Most Points:	(2021-22)	107
Most Goals For:	(1984-85)	390
Most Goals Against:	(1986-87)	347
Fewest Goals Against:	(2012-13)	167

All-Time Franchise Career Leaders:

Most Points:	Dunc MacIntyre (1981-85)	348
Most Goals:	Dave MacLean (1982-85)	156
Most Assists:	Dunc MacIntyre (1981-85)	206
Most Games Played:	Stephen Silas (2008-13)	324

All-Time Franchise Single Season Leaders:

Most Points:	Dave MacLean (1984-85)	154
Most Goals:	Dave MacLean (1984-85)	64
	Randy Rowe (2000-01)	64
Most Assists:	Dave MacLean (1984-85)	90
Best GAA:	Mike Murphy (2008-09)	2.08

All-Time Franchise Single Game Records:

Most Goals	5
Brent Gretzky (Jan. 7, 1992 at Sudbury), Joe Coombs (Jan. 26, 1996 at Kingston)	
Most Assists	7
Brad Gratton (Jan. 9, 1987 vs. Ottawa)	
Most Points	8
Dan Quinn (Jan. 8, 1983 vs. Guelph); Jason Lafreniere (Dec. 11, 1985 vs. London); Brad Gratton (Jan. 9, 1987 vs. Ottawa); Jason Spezza (Feb. 9, 2002 vs. London and March 9, 2002 vs. Toronto)	
Most Powerplay Goals	4
Jonathan Cheechoo (Feb. 26, 2000 vs. Oshawa)	
Most Shorthanded Goals	2
7 times	
Fastest Opening Goal	0:06
Isaac Nurse (Oct. 19, 2018 at Sudbury)	
Fastest Period Goal	0:06
Matt Beleskey (Oct. 7, 2006 vs Kingston); Isaac Nurse (Oct. 19, 2018 at Sudbury)	
Fastest Two Goals by One Player	0:07
Stan Drulia (Nov. 17, 1985 at Toronto - 1st period)	
Fastest Three Goals by One Player	5:30
Jarret Reid (Jan. 28, 1994 at Oshawa)	

Kingston Frontenacs

SEASON	TEAM	GP	W	L	T	OTL	SOL	PTS	GF	GA	FINISH	PLAYOFFS
2021-22	Kingston Frontenacs	68	41	22	-	4	1	87	285	242	2nd East	2nd Rd. (NB)
2019-20	Kingston Frontenacs	62	19	39	-	2	2	42	198	285	5th East	N/A
2018-19	Kingston Frontenacs	68	14	52	-	1	1	30	144	307	5th East	-
2017-18	Kingston Frontenacs	68	36	23	-	6	3	81	243	202	2nd East	EC Final (HAM)
2016-17	Kingston Frontenacs	68	33	26	-	5	4	75	179	200	3rd East	2nd Rd. (PBO)
2015-16	Kingston Frontenacs	68	46	17	-	3	2	97	252	189	1st East	2nd Rd. (NIAG)
2014-15	Kingston Frontenacs	68	32	28	-	5	3	72	196	197	3rd East	1st Rd. (NB)
2013-14	Kingston Frontenacs	68	39	23	-	3	3	84	301	255	3rd East	1st Rd. (PBO)
2012-13	Kingston Frontenacs	68	27	35	-	3	3	60	217	273	3rd East	1st Rd. (BAR)
2011-12	Kingston Frontenacs	68	19	41	-	3	5	46	188	290	5th East	-
2010-11	Kingston Frontenacs	68	29	30	-	4	5	67	245	279	3rd East	1st Rd. (OSH)
2009-10	Kingston Frontenacs	68	33	30	-	2	3	71	229	251	2nd East	1st Rd. (BRA)
2008-09	Kingston Frontenacs	68	18	40	-	6	4	46	200	278	5th East	-
2007-08	Kingston Frontenacs	68	25	41	-	0	2	52	230	317	5th East	-
2006-07	Kingston Frontenacs	68	31	30	-	5	2	69	269	284	3rd East	1st Rd. (OSH)
2005-06	Kingston Frontenacs	68	37	24	-	4	3	81	258	237	2nd East	1st Rd. (SBY)
2004-05	Kingston Frontenacs	68	28	33	4	3	-	63	219	242	4th East	-
2003-04	Kingston Frontenacs	68	30	28	7	3	-	70	210	221	2nd East	1st Rd. (BAR)
2002-03	Kingston Frontenacs	68	25	37	2	4	-	56	222	287	5th East	-
2001-02	Kingston Frontenacs	68	18	37	9	4	-	49	197	272	5th East	-
2000-01	Kingston Frontenacs	68	28	28	11	1	-	68	232	218	4th East	1st Rd. (BELV)
1999-00	Kingston Frontenacs	68	38	22	5	3	-	84	258	245	3rd East	1st Rd. (SBY)
1998-99	Kingston Frontenacs	68	22	42	4	-	-	48	240	320	5th East	1st Rd. (BAR)
1997-98	Kingston Frontenacs	66	35	27	4	-	-	74	330	275	3rd Eastern	2nd Rd. (LDN)
1996-97	Kingston Frontenacs	66	25	35	6	-	-	56	257	277	4th Eastern	1st Rd. (PBO)
1995-96	Kingston Frontenacs	66	29	31	6	-	-	64	266	267	5th Eastern	1st Rd. (PBO)
1994-95	Kingston Frontenacs	66	40	19	7	-	-	87	284	224	1st Eastern	1st Rd. (BELV)
1993-94	Kingston Frontenacs	66	30	28	8	-	-	68	265	259	5th Leyden	1st Rd. (BELV)
1992-93	Kingston Frontenacs	66	36	19	11	-	-	83	314	265	2nd Leyden	Semi-Final (PBO)
1991-92	Kingston Frontenacs	66	16	44	6	-	-	38	241	316	8th Leyden	-
1990-91	Kingston Frontenacs	66	15	47	4	-	-	34	255	382	8th Leyden	-
1989-90	Kingston Frontenacs	66	42	21	3	-	-	87	300	232	2nd Leyden	1st Rd. (BELV)
1988-89	Kingston Raiders	66	25	36	5	-	-	55	278	313	7th Leyden	-
1987-88	Kingston Canadians	66	14	52	0	-	-	28	246	432	7th Leyden	-
1986-87	Kingston Canadians	66	26	39	1	-	-	53	287	316	4th Leyden	2nd Rd. (OSH)
1985-86	Kingston Canadians	66	35	28	3	-	-	73	297	257	4th Leyden	3rd Pl. Rd. Rbn.
1984-85	Kingston Canadians	66	18	47	1	-	-	37	239	380	7th Leyden	-
1983-84	Kingston Canadians	70	25	45	0	-	-	50	313	378	7th Leyden	-
1982-83	Kingston Canadians	70	24	45	1	-	-	49	351	425	7th Leyden	-
1981-82	Kingston Canadians	68	29	34	5	-	-	63	302	316	5th Leyden	1st Rd. (PBO)
1980-81	Kingston Canadians	68	39	26	3	-	-	81	334	273	3rd Leyden	2nd Rd. (SOO)
1979-80	Kingston Canadians	68	35	26	7	-	-	77	320	298	4th Leyden	1st Rd. (SBY)
1978-79	Kingston Canadians	68	26	38	4	-	-	56	265	306	5th Leyden	2nd Rd. (PBO)
1977-78	Kingston Canadians	68	27	32	9	-	-	63	288	323	4th Leyden	1st Rd. (SOO)
1976-77	Kingston Canadians	66	32	24	10	-	-	74	295	259	3rd Leyden	2nd Rd. (OTT)
1975-76	Kingston Canadians	66	33	24	9	-	-	75	357	316	3rd Leyden	1st Rd. (OTT)
1974-75	Kingston Canadians	70	25	35	10	-	-	60	297	345	8th	1st Rd. (TOR)
1973-74	Kingston Canadians	70	20	43	7	-	-	47	256	378	10th	-
Franchise Totals		3,234	1,369	1,573	172	74	46	3,030	12,449	13,703	Pct. .468	

All-Time Franchise Team Records:

Most Points:	(2015-16)	97
Most Goals For:	(1975-76)	357
Most Goals Against:	(1987-88)	432
Fewest Goals Against:	(2015-16)	189

All-Time Franchise Single Game Records:

Most Goals	6
Kevin Conway (Feb 3, 1984 vs Belleville)	
Most Assists	7
Mike O'Connell (Nov 7, 1974 vs Hamilton)	

All-Time Franchise Career Leaders:

Most Points:	Keli Corpse (1990-95)	420
Most Goals:	Mike Crombeen (1973-77)	160
Most Assists:	Keli Corpse (1990-95)	285
Most Games Played:	Nathan Moon (2006-11)	316

Most Points	8
Scott Howson (Nov 25, 1979 vs Kitchener)	
Most Powerplay Goals	4
Kevin Conway (Feb 3, 1983 vs Belleville)	

All-Time Franchise Single Season Leaders:

Most Points:	Bernie Nicholls (1980-81)	152
Most Goals:	Bernie Nicholls (1980-81)	63
Most Assists:	Tim Salmon (1984-85)	100
Best GAA:	Lucas Peressini (2014-15)	2.32

Most Shorthanded Goals	2
Scott Howson (Jan 9, 1979 at Ottawa)	
Greg Clancy (Jan 22, 1993 vs Newmarket)	
Steve Parson (Feb 18, 1994 vs Oshawa)	
Andrew Ianiero (Jan. 8, 2000 vs. Barrie)	

Fastest Opening Goal 0:08
Jason Snow (Nov 17, 1988 vs North Bay)
Chris Allen (Feb 9, 1996 vs Barrie)

Fastest Period Goal 0:08
Colin Chaulk (Dec 7, 1995 at Windsor - 3rd period)

Fastest Two Goals by One Player 0:10
Geoff Schneider (Dec 1, 1990 vs Ottawa - 3rd period)

Fastest Three Goals by One Player 0:28
Brad Rhiness (Nov 2, 1975 vs Windsor)

Kitchener Rangers

SEASON	TEAM	GP	W	L	T	OTL	SOL	PTS	GF	GA	FINISH	PLAYOFFS
2021-22	Kitchener Rangers	68	30	31	-	5	2	67	236	271	4th Midwest	2nd Rd. (WSR)
2019-20	Kitchener Rangers	63	40	16	-	5	2	87	264	213	2nd Midwest	N/A
2018-19	Kitchener Rangers	68	34	30	-	3	1	72	251	267	3rd Midwest	1st Rd. (GUE)
2017-18	Kitchener Rangers	68	43	21	-	3	1	90	246	218	1st Midwest	WC Final (SOO)
2016-17	Kitchener Rangers	68	36	27	-	3	2	77	244	251	4th Midwest	1st Rd. (OS)
2015-16	Kitchener Rangers	68	44	17	-	5	2	95	256	197	3rd Midwest	2nd Rd. (LDN)
2014-15	Kitchener Rangers	68	32	26	-	3	7	74	216	221	5th Midwest	1st Rd. (LDN)
2013-14	Kitchener Rangers	68	22	41	-	2	3	49	200	280	5th Midwest	-
2012-13	Kitchener Rangers	68	39	20	-	1	8	87	216	185	3rd Midwest	2nd Rd. (LDN)
2011-12	Kitchener Rangers	68	42	24	-	1	1	86	253	211	2nd Midwest	WC Final (LDN)
2010-11	Kitchener Rangers	68	38	21	-	4	5	85	256	217	2nd Midwest	1st Rd. (PLY)
2009-10	Kitchener Rangers	68	42	19	-	4	3	91	286	236	2nd Midwest	WC Final (WSR)
2008-09	Kitchener Rangers	68	26	37	-	3	2	57	208	254	5th Midwest	-
2007-08	Kitchener Rangers	68	53	11	-	1	3	110	289	174	1st Midwest	OHL Champs (BELV)
2006-07	Kitchener Rangers	68	47	17	-	1	3	98	262	187	2nd Midwest	2nd Rd. (PLY)
2005-06	Kitchener Rangers	68	47	19	-	1	1	96	255	165	2nd Midwest	1st Rd. (OS)
2004-05	Kitchener Rangers	68	35	20	9	4	-	83	235	187	3rd Midwest	WC Final (LDN)
2003-04	Kitchener Rangers	68	34	26	6	2	-	76	254	235	3rd Midwest	1st Rd. (PLY)
2002-03	Kitchener Rangers*	68	46	14	5	3	-	100	275	188	1st Midwest	OHL Champs (OTT)
2001-02	Kitchener Rangers	68	35	22	10	1	-	81	257	190	3rd Midwest	1st Rd. (GUE)
2000-01	Kitchener Rangers	68	26	36	6	0	-	58	218	247	5th Midwest	-
1999-00	Kitchener Rangers	68	28	30	6	4	-	66	229	256	2nd Midwest	1st Rd. (SOO)
1998-99	Kitchener Rangers	68	23	39	6	-	-	52	205	257	4th Midwest	-
1997-98	Kitchener Rangers	66	27	29	10	-	-	64	224	239	3rd Central	1st Rd. (OS)
1996-97	Kitchener Rangers	66	34	22	10	-	-	78	274	235	1st Central	Semi-Final (OSH)
1995-96	Kitchener Rangers	66	35	28	3	-	-	73	253	230	2nd Central	2nd Rd. (DET)
1994-95	Kitchener Rangers	66	18	42	6	-	-	42	216	296	5th Central	1st Rd. (SBY)
1993-94	Kitchener Rangers	66	32	30	4	-	-	68	286	316	6th Emms	1st Rd. (OS)
1992-93	Kitchener Rangers	66	26	31	9	-	-	61	280	314	6th Emms	1st Rd. (LDN)
1991-92	Kitchener Rangers	66	29	30	7	-	-	65	283	282	4th Emms	2nd Rd. (SOO)
1990-91	Kitchener Rangers	66	28	30	8	-	-	64	301	293	5th Emms	1st Rd. (NF)
1989-90	Kitchener Rangers	66	38	21	7	-	-	83	358	259	2nd Emms	OHL Final (OSH)
1988-89	Kitchener Rangers	66	41	19	6	-	-	88	318	251	1st Emms	1st Rd. (NB)
1987-88	Kitchener Rangers	66	26	39	1	-	-	53	263	329	6th Emms	1st Rd. (WSR)
1986-87	Kitchener Rangers	66	32	31	3	-	-	67	293	305	4th Emms	1st Rd. (NB)
1985-86	Kitchener Rangers	66	35	27	4	-	-	86	330	240	3rd Emms	1st Rd. (WSR)
1984-85	Kitchener Rangers	66	27	35	4	-	-	58	282	319	6th Emms	1st Rd. (SOO)
1983-84	Kitchener Rangers	70	52	16	2	-	-	106	418	276	1st Emms	OHL Final (OTT)
1982-83	Kitchener Rangers	70	45	23	2	-	-	92	393	292	2nd Emms	Semi-Final (SOO)
1981-82	Kitchener Rangers*	68	44	21	3	-	-	91	322	247	1st Emms	OHL Champs (OTT)
1980-81	Kitchener Rangers	68	34	33	1	-	-	69	321	320	1st Emms	OHL Champs (SOO)
1979-80	Kitchener Rangers	68	17	51	0	-	-	34	276	425	6th Emms	-
1978-79	Kitchener Rangers	68	29	35	4	-	-	62	316	356	4th Emms	2nd Rd. (NF)
1977-78	Kitchener Rangers	68	26	34	8	-	-	60	270	303	4th Emms	2nd Rd. (LDN)
1976-77	Kitchener Rangers	66	26	32	8	-	-	60	320	380	4th Emms	1st Rd. (WSR)
1975-76	Kitchener Rangers	66	26	35	5	-	-	57	298	384	4th Emms	2nd Rd. (HAM)
1974-75	Kitchener Rangers	70	17	47	6	-	-	40	239	351	11th	-
1973-74	Kitchener Rangers	70	43	18	9	-	-	95	377	229	1st	Semi-Final (PBO)
1972-73	Kitchener Rangers	63	16	41	6	-	-	38	244	368	8th	1st Rd. (LDN)
1971-72	Kitchener Rangers	63	31	24	8	-	-	70	317	259	5th	1st Rd. (TOR)
1970-71	Kitchener Rangers	62	26	32	4	-	-	56	267	283	6th	1st Rd. (STC)
1969-70	Kitchener Rangers	54	22	28	4	-	-	48	210	236	7th	1st Rd. (STC)
1968-69	Kitchener Rangers	54	9	40	5	-	-	23	155	310	10th	-
1967-68	Kitchener Rangers	54	38	10	6	-	-	82	326	175	1st	Semi-Final (HAM)
1966-67	Kitchener Rangers	48	28	12	8	-	-	64	213	164	1st	Semi-Final (TOR)
1965-66	Kitchener Rangers	48	16	23	9	-	-	41	160	183	7th	OHA Final (OSH)
1964-65	Kitchener Rangers	56	19	32	5	-	-	43	225	284	6th	-
1963-64	Kitchener Rangers	56	9	41	6	-	-	24	142	316	8th	-
1962-63	Guelph Royals	50	9	35	6	-	-	24	158	257	6th	-
1961-62	Guelph Royals	50	18	26	6	-	-	42	194	236	5th	-
1960-61	Guelph Royals	48	30	9	9	-	-	69	255	165	1st	OHA Final (TOR)
1959-60	Guelph Biltmores	48	19	21	8	-	-	46	197	185	6th	-
1958-59	Guelph Biltmores	54	23	18	13	-	-	59	220	226	3rd	-
1957-58	Guelph Biltmores	52	13	34	5	-	-	31	137	223	7th	-
1956-57	Guelph Biltmores	52	37	12	3	-	-	77	237	143	1st	OHA Champs (STC)
1955-56	Guelph Biltmores	48	25	20	3	-	-	53	262	195	3rd	-
1954-55	Guelph Biltmores	49	32	15	2	-	-	66	211	158	2nd	-
1953-54	Guelph Biltmores	59	26	31	2	-	-	54	248	268	6th	-
1952-53	Guelph Biltmores	56	22	32	2	-	-	46	212	244	7th	-
1951-52	Guelph Biltmores*	54	37	13	4	-	-	78	341	197	2nd	OHA Champs (STC)
1950-51	Guelph Biltmores	54	31	16	7	-	-	69	256	194	3rd	-
1949-50	Guelph Biltmores	48	26	18	4	-	-	56	189	157	4th	OHA Champs (WSR)
1948-49	Guelph Biltmores	48	20	26	2	-	-	42	169	221	7th	-
1947-48	Guelph Biltmores	36	12	23	1	-	-	25	144	168	8th	-
1941-42	Guelph Biltmores	24	13	11	0	-	-	26	100	115	3rd	OHA Final (OSH)
1940-41	Guelph Biltmores	16	11	5	0	-	-	22	85	75	2nd	-
1939-40	Guelph Indians	20	10	8	2	-	-	22	88	61	4th	-
1938-39	Guelph Indians	14	7	5	2	-	-	15	30	38	2nd Gr. 1	-
	Franchise Totals	4,605	2,221	1,963	320	56	45	4,863	18,868	18,464	Pct. .528	

* Memorial Cup Champions (2003 def. Hull Olympiques, 1982 def. Sherbrooke Castors, 1952 def. Regina Pats)

Kitchener Rangers

All-Time Franchise Team Records:

Most Points:	(2007-08)	110
Most Goals For:	(1983-84)	418
Most Goals Against:	(1979-80)	425
Fewest Goals Against:	(2005-06)*	165

* - 68-game schedule

All-Time Franchise Career Leaders:

Most Points:	Dwight Foster (1973-77)	382
Most Goals:	Dwight Foster (1973-77)	158
Most Assists:	Dwight Foster (1973-77)	224
Most Games Played:	Andre Benoit (2000-05)	324

All-Time Franchise Single Season Leaders:

Most Points:	John Tucker (1982-83)	140
Most Goals:	Wayne Presley (1983-84)	63
Most Assists:	Jason Akeson (2010-11)	84
Best GAA:	Dan Turple (2005-06)	2.25

All-Time Franchise Single Game Records:

Most Goals	5
Dwight Foster (1976-77), Al MacInnis (1982-83), David Bruce (1983-84), John Tucker (1983-84), Jeff Noble (1987-88)	

Most Assists	7
Wayne Presley (Jan. 15, 1984 at Cornwall)	

Most Points	8
Wayne Presley (Jan 15, 1984 at Cornwall); Mike Wolak (Dec 13, 1985 vs Sudbury); Andre Benoit (Sept. 19, 2003 vs. Plymouth)	

Most Powerplay Goals	3
11 times	

Most Shorthanded Goals	3
David Bruce (Jan 6, 1984 vs Cornwall)	

Fastest Opening Goal	0:13
Jack Williams (Nov 11, 1990 at Oshawa)	

Fastest Period Goal	0:05
Russ Adam (Nov 2, 1979 vs Brantford - 3rd period)	
Tom St. James (Feb 13, 1983 vs Ottawa - 2nd period)	

Fastest Two Goals by One Player	0:11
Paul Reinhart (Feb 24, 1979 at London - 3rd per.); Eric Manlow (Jan 23, 1993 at Kingston - 2nd per.); Chris Phelps (Feb 19, 1993 vs Ottawa - 2nd per.)	

Fastest Three Goals by One Player	3:02
Tyler Ertel (Mar 1, 1992 vs Niagara Falls - 2nd period)	

London Knights

SEASON	TEAM	GP	W	L	T	OTL	SOL	PTS	GF	GA	FINISH	PLAYOFFS
2021-22	London Knights	68	39	22	-	5	2	85	264	232	1st Midwest	1st Rd. (KIT)
2019-20	London Knights	62	45	15	-	1	1	92	265	187	1st Midwest	N/A
2018-19	London Knights	68	46	15	-	6	1	99	299	211	1st Midwest	2nd Rd. (GUE)
2017-18	London Knights	68	39	25	-	2	2	82	233	212	2nd Midwest	1st Rd. (OS)
2016-17	London Knights	68	46	15	-	3	4	99	289	194	3rd Midwest	2nd Rd. (ER)
2015-16	London Knights*	68	51	14	-	2	1	105	319	182	2nd Midwest	OHL Champs (NIAG)
2014-15	London Knights	68	40	24	-	1	3	84	289	260	2nd Midwest	2nd Rd. (ER)
2013-14	London Knights	68	49	14	-	1	4	103	316	203	3rd Midwest	2nd Rd. (GUE)
2012-13	London Knights	68	50	13	-	2	3	105	279	180	1st Midwest	OHL Champs (BAR)
2011-12	London Knights	68	49	18	-	0	1	99	277	178	1st Midwest	OHL Champs (NIAG)
2010-11	London Knights	68	34	29	-	4	1	73	230	253	5th Midwest	1st Rd. (OS)
2009-10	London Knights	68	49	16	-	1	2	101	273	208	1st Midwest	2nd Rd. (KIT)
2008-09	London Knights	68	49	16	-	1	2	101	287	194	1st Midwest	WC Final (WSR)
2007-08	London Knights	68	38	24	-	4	2	82	250	230	2nd Midwest	1st Rd. (GUE)
2006-07	London Knights	68	50	14	-	1	3	104	311	231	1st Midwest	WC Final (PLY)
2005-06	London Knights	68	49	15	-	1	3	102	304	211	1st Midwest	OHL Final (PBO)
2004-05	London Knights*	68	59	7	2	0	-	120	310	125	1st Midwest	OHL Champs (OTT)
2003-04	London Knights	68	53	11	2	2	-	110	300	147	1st Midwest	WC Final (GUE)
2002-03	London Knights	68	31	27	7	3	-	72	220	205	2nd Midwest	2nd Rd. (PLY)
2001-02	London Knights	68	24	27	10	7	-	65	210	249	5th West	2nd Rd. (ER)
2000-01	London Knights	68	26	34	5	3	-	60	222	263	4th West	1st Rd. (ER)
1999-00	London Knights	68	22	36	7	3	-	54	186	250	5th West	-
1998-99	London Knights	68	34	30	4	-	-	72	260	217	3rd West	OHL Final (BELV)
1997-98	London Knights	66	40	21	5	-	-	85	301	238	1st Western	Semi-Final (OTT)
1996-97	London Knights	66	13	51	2	-	-	28	215	365	5th Western	-
1995-96	London Knights	66	3	60	3	-	-	9	179	435	5th Western	-
1994-95	London Knights	66	18	44	4	-	-	40	210	309	4th Western	1st Rd. (DET)
1993-94	London Knights	66	32	30	4	-	-	68	293	279	5th Emms	1st Rd. (GUE)
1992-93	London Knights	66	32	27	7	-	-	71	323	292	3rd Emms	2nd Rd. (DET)
1991-92	London Knights	66	37	25	4	-	-	78	310	260	3rd Emms	2nd Rd. (NF)
1990-91	London Knights	66	38	25	3	-	-	79	301	270	3rd Emms	1st Rd. (WSR)
1989-90	London Knights	66	41	19	6	-	-	88	313	246	1st Emms	1st Rd. (NF)
1988-89	London Knights	66	37	25	4	-	-	78	311	264	3rd Emms	Semi-Final (NF)
1987-88	London Knights	66	40	22	4	-	-	84	309	273	2nd Emms	2nd Rd. (HAM)
1986-87	London Knights	66	25	39	2	-	-	52	259	329	7th Emms	-
1985-86	London Knights	66	28	33	5	-	-	61	271	292	6th Emms	1st Rd. (NB)
1984-85	London Knights	66	43	22	1	-	-	87	340	276	2nd Emms	2nd Rd. (HAM)
1983-84	London Knights	70	32	37	1	-	-	65	288	319	4th Emms	2nd Rd. (KIT)
1982-83	London Knights	70	32	37	1	-	-	65	336	339	5th Emms	1st Rd. (BFD)
1981-82	London Knights	68	35	30	3	-	-	73	359	328	3rd Emms	1st Rd. (BFD)
1980-81	London Knights	68	20	48	0	-	-	40	300	388	6th Emms	-
1979-80	London Knights	68	26	38	4	-	-	56	328	334	5th Emms	1st Rd. (NF)
1978-79	London Knights	68	37	29	2	-	-	76	310	287	2nd Emms	Rd Rbn. (NF)
1977-78	London Knights	68	35	22	11	-	-	81	333	251	1st Emms	Semi-Final (HAM)
1976-77	London Knights	66	51	13	2	-	-	104	379	203	2nd Emms	OHA Final (OTT)

London Knights

SEASON	TEAM	GP	W	L	T	OTL	SOL	PTS	GF	GA	FINISH	PLAYOFFS
1975-76	London Knights	66	31	26	9	-	-	71	317	256	2nd Emms	1st Rd. (TOR)
1974-75	London Knights	70	26	37	7	-	-	59	296	368	9th	-
1973-74	London Knights	70	36	27	7	-	-	79	282	250	4th	1st Rd. (TOR)
1972-73	London Knights	63	33	22	8	-	-	74	334	246	4th	Semi-Final (PBO)
1971-72	London Knights	63	23	31	9	-	-	55	253	285	8th	1st Rd. (OTT)
1970-71	London Knights	62	19	35	8	-	-	46	232	281	8th	1st Rd. (MTL)
1969-70	London Knights	54	22	25	7	-	-	51	209	238	6th	Semi-Final (TOR)
1968-69	London Knights	54	19	26	9	-	-	47	242	258	7th	1st Rd. (PBO)
1967-68	London Nationals	54	17	31	6	-	-	40	177	262	7th	1st Rd. (HAM)
1966-67	London Nationals	48	18	21	9	-	-	45	185	214	6th	1st Rd. (NF)
1965-66	London Nationals	48	12	29	7	-	-	31	149	235	9th	-
Franchise Totals		3,680	1,923	1,468	201	53	35	4,135	15,437	14,292	Pct. .562	

* Memorial Cup Champions (2016 def. Rouyn-Noranda Huskies, 2005 def. Rimouski Oceanic)

All-Time Franchise Team Records:

Most Points:	(2004-05)	110
Most Goals For:	(1976-77)	379
Most Goals Against:	(1995-96)	435
Fewest Goals Against:	(2004-05)	125

All-Time Franchise Career Leaders:

Most Points:	Corey Perry (2001-05)	380
Most Goals:	Chris Taylor (1988-92)	150
Most Assists:	Dylan Hunter (2001-06)	263
Most Games Played:	Dylan Hunter (2001-06)	315

All-Time Franchise Single Season Leaders:

Most Points:	Dave Simpson (1981-82)	155
Most Goals:	Dino Ciccarelli (1977-78)	72
Most Assists:	Sergei Kostitsyn (2006-07)	91
Best GAA:	Gerald Coleman (2004-05)	1.70

All-Time Franchise Single Game Records:

Most Goals	5
Denis Maruk (74-75), David Lowry (84-85), Tim Taylor (87-88), Ron Goodall (87-88), Corey Perry (Jan. 30 '05 vs Kingston), Josh Beau-lieu (Jan. 4 '07 at Peterborough)	

Most Assists	7
Tom Rowe (Nov. 23, 1975 vs. Ottawa), Corey Perry (Mar. 4, 2005 vs Saginaw)	

Most Points	8
Denis Maruk (1974-75), Wayne Thompson (1979-80); Dave Simpson (1979-80), Corey Perry (Mar. 4, 2005 vs Saginaw); Rob Schremp (Oct. 16, 2005 at Toronto)	

Most Powerplay Goals	4
Denis Maruk (Feb. 18, 1975 vs. Kitchener)	

Most Shorthanded Goals	2
Terry Martin (1974-75), Wayne Thompson (1979-80), Chris McCau-ley (1982-83), Greg Puhalski (1984-85), Brett Marietti (1992-93), Dave Gilmore (1993-94) and Richard Pitirri (1995-96); Jordan Foreman (2005-06)	

Fastest Opening Goal	0:06
Mike DePetrillo (Nov. 1, 1996 vs. Barrie)	

Fastest Period Goal	0:04
Doug Synishin (Nov. 3, 1989 vs. Niagara Falls - 2nd period)	

Fastest Two Goals by One Player	0:08
Jim McRae (Oct. 3, 1978 at Kitchener - 2nd period)	

Fastest Three Goals by One Player	0:26
Brian Dobbin (Feb. 9, 1986 at Sault Ste. Marie - 3rd period)	

Mississauga Steelheads

SEASON	TEAM	GP	W	L	T	OTL	SOL	PTS	GF	GA	FINISH	PLAYOFFS
2021-22	Mississauga Steelheads	68	37	23	-	2	6	82	229	189	2nd Central	2nd Rd. (HAM)
2019-20	Mississauga Steelheads	61	27	29	-	4	1	59	223	227	3rd Central	N/A
2018-19	Mississauga Steelheads	68	32	29	-	5	2	71	239	250	3rd Central	1st Rd. (SBY)
2017-18	Mississauga Steelheads	68	33	32	-	1	2	69	251	250	4th Central	1st Rd. (BAR)
2016-17	Mississauga Steelheads	68	34	21	-	6	7	81	240	219	1st Central	OHL Final (ER)
2015-16	Mississauga Steelheads	68	33	30	-	2	3	71	215	229	4th Central	1st Rd. (BAR)
2014-15	Mississauga Steelheads	68	25	40	-	2	1	53	178	265	4th Central	-
2013-14	Mississauga Steelheads	68	24	38	-	1	5	54	167	267	5th Central	1st Rd. (OSH)
2012-13	Mississauga Steelheads	68	26	34	-	0	8	60	179	221	5th Central	1st Rd. (BELV)
2011-12	Miss. St. Michael's Majors	68	33	28	-	1	6	73	201	219	5th Central	1st Rd. (BAR)
2010-11	Miss. St. Michael's Majors	68	53	13	-	0	2	108	287	170	1st Central	OHL Final (OS)
2009-10	Miss. St. Michael's Majors	68	42	20	-	4	2	90	222	175	2nd Central	EC Final (BAR)
2008-09	Miss. St. Michael's Majors	68	39	26	-	1	2	81	229	208	2nd Central	2nd Rd. (BRA)
2007-08	Miss. St. Michael's Majors	68	31	32	-	2	3	67	203	243	3rd Central	1st Rd. (NIAG)
2006-07	Toronto St. Michael's Majors	68	20	41	-	4	3	47	225	325	5th Central	-
2005-06	Toronto St. Michael's Majors	68	32	26	-	6	4	74	259	285	4th Central	1st Rd. (BAR)
2004-05	Toronto St. Michael's Majors	68	29	30	6	3	-	67	177	202	5th Central	2nd Rd. (PBO)
2003-04	Toronto St. Michael's Majors	68	38	21	7	2	-	85	210	187	1st Central	EC Final (MISS)
2002-03	Toronto St. Michael's Majors	68	32	24	7	5	-	76	207	214	2nd Central	EC Final (OTT)
2001-02	Toronto St. Michael's Majors	68	40	19	8	1	-	89	230	177	1st Central	EC Final (BAR)
2000-01	Toronto St. Michael's Majors	68	35	23	8	2	-	80	213	188	2nd Central	EC Final (OTT)
1999-00	Toronto St. Michael's Majors	68	18	44	2	4	-	42	203	281	4th Central	-
1998-99	Toronto St. Michael's Majors	68	20	42	6	-	-	46	214	316	4th Central	-
1997-98	Toronto St. Michael's Majors	66	15	42	9	-	-	39	154	265	6th Eastern	-
Franchise Totals		1,623	748	707	53	58	57	1,664	5,155	5,572	Pct. .513	

Mississauga Steelheads

All-Time Franchise Team Records:

Most Points:	(2010-11)	108
Most Goals For:	(2010-11)	287
Most Goals Against:	(2006-07)	325
Fewest Goals Against:	(2010-11)	170

All-Time Franchise Career Leaders:

Most Points:	Darryl Bootland (1998-02)	234
	Riley Brace (2008-13)	234
Most Goals:	Owen Tippett (2015-19)	114
Most Assists:	Riley Brace (2008-13)	145
Most Games Played:	Riley Brace (2008-13)	304

All-Time Franchise Single Season Leaders:

Most Points:	Justin Donati (2005-06)	109
Most Goals:	Justin Donati (2005-06)	46
Most Assists:	Justin Donati (2005-06)	63
Best GAA:	Chris Carrozzi (2009-10)	2.36
	JP Anderson (2010-11)	2.36

All-Time Franchise Single Game Records:

Most Goals	4
Tim Brent (March 14, 2003 at Kingston); Cory Vitarelli (Jan. 24, 2004 at Owen Sound); Devante Smith-Pelly (Oct. 23, 2009 at Ottawa 67's)	
Most Assists	5
Shawn Cation (Oct 4, 1998 vs. Belleville); Tim Brent (Oct. 13, 2002 vs. Kingston); Matt Caria (Nov. 16, 2006 vs Brampton); Nathan Bastian (Oct. 12, 2016 vs Guelph)	
Most Points	8
Matt Caria (Nov. 16, 2006 vs Brampton)	
Most Powerplay Goals	3
Shawn Cation (Nov 22, 1998 vs. Kingston); Luca Del Bel Belluz (Mar. 4, 2022 vs. Oshawa)	
Most Shorthanded Goals	2
Kenny Corupe (Sept. 24, 1999 at Mississauga)	
Fastest Opening Goal	0:07
Ryan Barnes (Nov 15, 1998 at Barrie)	
Fastest Period Goal	0:08
Devante Smith-Pelly (Nov. 5, 2009 at Niagara IceDogs)	
Fastest Two Goals by One Player	0:13
Matt Piva (Oct. 12, 2007 vs Brampton)	
Fastest Three Goals by One Player	7:47
Cory Vitarelli (Oct. 2, 2005 vs Oshawa)	

Niagara IceDogs

SEASON	TEAM	GP	W	L	T	OTL	SOL	PTS	GF	GA	FINISH	PLAYOFFS
2021-22	Niagara IceDogs	68	22	42	-	3	1	48	218	316	5th Central	-
2019-20	Niagara IceDogs	63	18	39	-	5	1	42	194	320	4th Central	-
2018-19	Niagara IceDogs	68	44	17	-	7	0	95	326	209	1st Central	2nd Rd. (OSH)
2017-18	Niagara IceDogs	68	35	23	-	7	3	80	240	235	2nd Central	2nd Rd. (HAM)
2016-17	Niagara IceDogs	68	23	35	-	6	4	56	207	274	3rd Central	1st Rd. (PBO)
2015-16	Niagara IceDogs	68	35	26	-	4	3	77	213	198	3rd Central	OHL Final (LDN)
2014-15	Niagara IceDogs	68	37	27	-	2	2	78	274	237	3rd Central	2nd Rd. (OSH)
2013-14	Niagara IceDogs	68	24	35	-	3	6	57	223	284	4th Central	1st Rd. (NB)
2012-13	Niagara IceDogs	68	30	34	-	2	2	64	227	250	4th Central	1st Rd. (OSH)
2011-12	Niagara IceDogs	68	47	18	-	0	3	97	291	169	1st Central	OHL Final (LDN)
2010-11	Niagara IceDogs	68	45	17	-	2	4	96	273	197	2nd Central	EC Final (MISS)
2009-10	Niagara IceDogs	68	26	34	-	2	6	60	191	233	4th Central	1st Rd. (OTT)
2008-09	Niagara IceDogs	68	26	31	-	5	6	63	213	264	4th Central	2nd Rd. (BELV)
2007-08	Niagara IceDogs	68	42	25	-	0	1	85	272	214	2nd Central	2nd Rd. (OSH)
2006-07	Mississauga IceDogs	68	43	21	-	0	4	90	326	251	2nd Central	1st Rd. (SBY)
2005-06	Mississauga IceDogs	68	21	40	-	5	2	49	192	299	5th Central	-
2004-05	Mississauga IceDogs	68	34	21	12	1	-	81	207	172	1st Central	1st Rd. (TOR)
2003-04	Mississauga IceDogs	68	36	21	7	4	-	83	217	199	2nd Central	OHL Final (GUE)
2002-03	Mississauga IceDogs	68	23	31	11	3	-	60	212	231	4th Central	1st Rd. (OTT)
2001-02	Mississauga IceDogs	68	11	47	6	4	-	32	212	327	5th Central	-
2000-01	Mississauga IceDogs	68	3	56	7	2	-	15	157	380	5th Central	-
1999-00	Mississauga IceDogs	68	9	56	1	2	-	21	160	346	5th Central	-
1998-99	Mississauga IceDogs	68	4	61	3	-	-	16	145	426	5th Central	-
	Franchise Totals	1,559	638	757	47	69	48	1,350	5,190	6,031	Pct. .462	

All-Time Franchise Team Records:

Most Points:	(2011-12)	97
Most Goals For:	(2006-07, 2018-19)	326
Most Goals Against:	(1998-99)	426
Fewest Goals Against:	(2011-12)	169

All-Time Franchise Career Leaders:

Most Points:	Patrick O'Sullivan (2001-05)	345
Most Goals:	Andrew Agozzino (2007-12)	159
Most Assists:	Patrick O'Sullivan (2001-05)	197
Most Games Played:	Andrew Agozzino (2007-12)	318

All-Time Franchise Single Season Leaders:

Most Points:	Luca Caputi (2007-08)	111
Most Goals:	Luca Caputi (2007-08)	51
Most Assists:	Ryan Strome (2010-11)	73
Best GAA:	Mark Visentin (2011-12)	1.99
	JP Anderson (2010-11)	2.36

All-Time Franchise Single Game Records:

Most Goals	5
Ryan Strome (Mar. 4, 2012 vs. Erie); Brett Ritchie (Nov. 4, 2012 at Peterborough)	
Most Assists	5
Patrick Jarrett (Sept. 27, 2000 vs. Belleville); Matt Passfield (Sept. 21, 2001 vs. Peterborough); Michael Swift (Sep. 22, 2006 at Sudbury); Ben Jones (Jan. 26, 2018 vs Sarnia); Akif Thomas (Oct. 4, 2019 vs. Kingston)	
Most Points	6
Patrick Jarrett (Sept. 27, 2000 vs. Belleville); Michael Swift (Mar. 16, 2007 vs Peterborough); Jadran Beljo (Mar. 16, 2007 vs Peterborough); David Pacan (Mar. 5, 2011 vs Sarnia); Philip Tomasino (Oct. 4, 2019 vs. Kingston); Ivan Lodnia (Jan. 2, 2020 at North Bay)	
Most Power-Play Goals	3
Brendan Perlini (Jan. 10, 2014 at Kitchener Rangers); Jason Robertson (Dec. 6, 2018 vs. Saginaw); Jack Studnicka (Feb. 21, 2019 vs. Kitchener); Kyen Sopa (Oct. 4, 2019 vs. Kingston)	
Most Shorthanded Goals	2
Dan Rudisuela (Oct. 25, 2002 vs. Brampton); David Pszenyczny (Dec. 8, 2005 at Toronto)	
Fastest Opening Goal	0:13
Alex Pietrangelo (Sep. 30, 2007 vs Sudbury); Philip Tomasino (Dec. 19, 2019 vs. Kingston)	
Fastest Period Goal	0:09
Chad Wiseman (Dec 20, 1998 vs. Sudbury, 3rd period)	
Fastest Two Goals by One Player	0:08
Chris Lawrence (Jan. 19, 2007 vs Barrie)	
Fastest Three Goals by One Player	7:09
Chris Lawrence (Jan. 19, 2007 vs Barrie)	

North Bay Battalion

SEASON	TEAM	GP	W	L	T	OTL	SOL	PTS	GF	GA	FINISH	PLAYOFFS
2021-22	North Bay Battalion	68	43	18	-	3	4	93	267	198	1st Central	EC Final (HAM)
2019-20	North Bay Battalion	62	17	41	-	4	0	38	189	314	5th Central	-
2018-19	North Bay Battalion	68	30	33	-	3	2	65	230	281	4th Central	1st Rd. (NIAG)
2017-18	North Bay Battalion	68	30	28	-	7	3	70	213	237	3rd Central	1st Rd. (KGN)
2016-17	North Bay Battalion	68	24	38	-	5	1	54	192	260	4th Central	-
2015-16	North Bay Battalion	68	35	23	-	6	4	80	240	227	2nd Central	2nd Rd. (BAR)
2014-15	North Bay Battalion	68	37	20	-	6	5	85	237	195	2nd Central	EC Final (OSH)
2013-14	North Bay Battalion	68	38	24	-	4	2	82	220	189	1st Central	OHL Final (GUE)
2012-13	Brampton Battalion	68	34	25	-	3	6	77	193	190	2nd Central	1st Rd. (SBY)
2011-12	Brampton Battalion	68	36	22	-	3	7	82	202	188	3rd Central	2nd Rd. (NIAG)
2010-11	Brampton Battalion	68	29	32	-	1	6	65	190	214	3rd Central	1st Rd. (NIAG)
2009-10	Brampton Battalion	68	25	29	-	7	7	64	167	181	3rd Central	2nd Rd. (BAR)
2008-09	Brampton Battalion	68	47	19	-	1	1	96	264	184	1st Central	OHL Final (WSR)
2007-08	Brampton Battalion	68	42	22	-	1	3	88	264	187	1st Central	1st Rd. (BAR)
2006-07	Brampton Battalion	68	27	36	-	1	4	59	214	277	4th Central	1st Rd. (BAR)
2005-06	Brampton Battalion	68	44	21	-	1	2	91	272	222	1st Central	2nd Rd. (BAR)
2004-05	Brampton Battalion	68	33	24	9	2	-	77	214	200	3rd Central	1st Rd. (SBY)
2003-04	Brampton Battalion	68	25	32	9	2	-	61	180	221	4th Central	2nd Rd. (TOR)
2002-03	Brampton Battalion	68	34	24	6	4	-	78	239	202	1st Central	2nd Rd. (TOR)
2001-02	Brampton Battalion	68	26	35	5	2	-	59	215	258	5th Midwest	-
2000-01	Brampton Battalion	68	33	22	9	4	-	79	231	210	3rd Midwest	2nd Rd. (ER)
1999-00	Brampton Battalion	68	25	28	11	4	-	65	213	226	3rd Midwest	1st Rd. (ER)
1998-99	Brampton Battalion	68	8	57	3	-	-	19	198	362	5th Midwest	-
Franchise Totals		1,558	722	653	52	74	57	1,627	5,044	5,223	Pct. .522	

All-Time Franchise Team Records:

Most Points:	(2008-09)	96
Most Goals For:	(2005-06)	275
Most Goals Against:	(1998-99)	362
Fewest Goals Against:	(2009-10)	181

All-Time Franchise Career Leaders:

Most Points:	Wojtek Wolski (2002-06)	328
Most Goals:	Wojtek Wolski (2002-06)	130
Most Assists:	Wojtek Wolski (2002-06)	198
Most Games Played:	Marcus McIvor (2010-15)	324

All-Time Franchise Single Season Leaders:

Most Points:	Wojtek Wolski (2005-06)	128
Most Goals:	Justin Brazeau (2018-19)	61
Most Assists:	Wojtek Wolski (2005-06)	81
Best GAA:	Matej Machovsky (2011-12)	2.36

All-Time Franchise Single Game Records:

Most Goals	5
Mike Amadio (February 13, 2016 at Kingston)	
Most Assists	6
Luch Aquino (March 3, 2006 vs Oshawa)	
Most Points	7
Wojtek Wolski (Jan. 22, 2006 vs Erie); Justin Brazeau (Oct. 21, 2018 vs. Kingston)	
Most Power-Play Goals	3
Luke Lynes (Feb. 9, 2007 at London)	
Most Shorthanded Goals	2
Cody Hodgson (Nov. 23, 2007 at Kingston and Jan. 31, 2009 at Peterborough), Patrik Machac (Nov. 11, 2011 vs Niagara)	
Fastest Opening Goal	0:09
Lukas Havel (Nov. 21, 1999 vs. London)	
Fastest Period Goal	0:06
Matthew Struthers (Feb. 23, 2019 at Windsor)	
Fastest Two Goals by One Player	0:17
Brian Barker (Oct. 30, 1998 at Kitchener - 2nd period)	
Fastest Three Goals by One Player	5:44
Luke Moncada (Jan. 18, 2020 at Niagara)	

Oshawa Generals

SEASON	TEAM	GP	W	L	T	OTL	SOL	PTS	GF	GA	FINISH	PLAYOFFS
2021-22	Oshawa Generals	68	30	31	-	2	5	67	215	240	3rd East	1st Rd. (KGN)
2019-20	Oshawa Generals	62	31	20	-	6	5	73	229	227	3rd East	N/A
2018-19	Oshawa Generals	68	44	20	-	4	0	92	288	216	2nd East	EC Final (OTT)
2017-18	Oshawa Generals	68	36	29	-	3	0	75	250	243	3rd East	1st Rd. (NIAG)
2016-17	Oshawa Generals	68	40	23	-	3	2	85	228	215	2nd East	2nd Rd. (MISS)
2015-16	Oshawa Generals	68	27	33	-	4	4	62	197	235	4th East	1st Rd. (KGN)
2014-15	Oshawa Generals*	68	51	11	-	2	4	108	292	157	1st East	OHL Champs (ER)
2013-14	Oshawa Generals	68	42	20	-	0	6	90	232	187	1st East	EC Final (NB)
2012-13	Oshawa Generals	68	42	22	-	1	3	88	235	192	2nd East	2nd Rd. (BAR)
2011-12	Oshawa Generals	68	31	30	-	4	3	69	242	241	4th East	1st Rd. (NIAG)
2010-11	Oshawa Generals	68	39	19	-	4	6	88	273	240	2nd East	2nd Rd. (NIAG)
2009-10	Oshawa Generals	68	24	39	-	3	2	53	216	299	4th East	-
2008-09	Oshawa Generals	68	25	35	-	2	5	57	213	282	4th East	-
2007-08	Oshawa Generals	68	38	17	-	6	7	89	290	262	2nd East	EC Final (BELV)
2006-07	Oshawa Generals	68	31	29	-	3	5	70	292	320	2nd East	2nd Rd. (BELV)
2005-06	Oshawa Generals	68	18	45	-	4	1	41	233	330	5th East	-
2004-05	Oshawa Generals	68	15	48	3	2	-	35	173	289	5th East	-
2003-04	Oshawa Generals	68	30	29	8	1	-	69	188	206	3rd East	1st Rd. (MISS)
2002-03	Oshawa Generals	68	34	30	2	2	-	72	243	225	4th East	2nd Rd. (OTT)
2001-02	Oshawa Generals	68	23	33	7	5	-	58	205	247	4th East	1st Rd. (BELV)
2000-01	Oshawa Generals	68	20	36	7	5	-	52	184	254	5th East	-
1999-00	Oshawa Generals	68	32	30	4	2	-	70	227	224	5th East	1st Rd. (OTT)
1998-99	Oshawa Generals	68	39	24	5	-	-	83	280	217	3rd East	EC Final (BELV)
1997-98	Oshawa Generals	66	26	32	8	-	-	60	214	247	4th East	1st Rd. (KGN)
1996-97	Oshawa Generals	66	41	18	7	-	-	89	287	202	2nd East	OHL Champs (OTT)
1995-96	Oshawa Generals	66	30	28	8	-	-	68	248	238	4th East	1st Rd. (BELV)

Oshawa Generals

SEASON	TEAM	GP	W	L	T	OTL	SOL	PTS	GF	GA	FINISH	PLAYOFFS
1994-95	Oshawa Generals	66	40	21	5	-	-	85	300	242	2nd East	1st Rd. (PBO)
1993-94	Oshawa Generals	66	26	32	8	-	-	60	272	309	6th Leyden	1st Rd. (SBY)
1992-93	Oshawa Generals	66	33	28	5	-	-	71	270	268	3rd Leyden	2nd Rd. (KGN)
1991-92	Oshawa Generals	66	31	26	9	-	-	71	274	273	5th Leyden	1st Rd. (SBY)
1990-91	Oshawa Generals	66	47	13	6	-	-	100	382	233	1st Leyden	OHL Final (SOO)
1989-90	Oshawa Generals*	66	42	20	4	-	-	88	334	244	1st Leyden	OHL Champs (KIT)
1988-89	Oshawa Generals	66	36	24	6	-	-	78	337	286	2nd Leyden	1st Rd. (OTT)
1987-88	Oshawa Generals	66	32	31	3	-	-	67	278	288	5th Leyden	1st Rd. (OTT)
1986-87	Oshawa Generals	66	49	14	3	-	-	101	322	201	1st Leyden	OHL Champs (NB)
1985-86	Oshawa Generals	66	37	27	2	-	-	76	285	257	2nd Leyden	1st Rd. (KGN)
1984-85	Oshawa Generals	66	32	32	2	-	-	66	271	259	5th Leyden	1st Rd. (BELV)
1983-84	Oshawa Generals	70	37	32	1	-	-	75	315	297	4th Leyden	2nd Rd. (OTT)
1982-83	Oshawa Generals	70	45	22	3	-	-	93	380	255	3rd Leyden	OHL Champs (SOO)
1981-82	Oshawa Generals	68	40	26	2	-	-	82	335	296	2nd Leyden	Semi-Final (OTT)
1980-81	Oshawa Generals	68	35	30	3	-	-	73	321	352	4th Leyden	2nd Rd. (SOO)
1979-80	Oshawa Generals	68	42	26	0	-	-	84	329	275	3rd Leyden	1st Rd. (OTT)
1978-79	Oshawa Generals	68	37	30	1	-	-	75	367	326	3rd Leyden	1st Rd. (SBY)
1977-78	Oshawa Generals	68	30	26	12	-	-	72	320	289	3rd Leyden	1st Rd. (PBO)
1976-77	Oshawa Generals	66	5	57	4	-	-	14	216	444	6th Leyden	-
1975-76	Oshawa Generals	66	31	27	8	-	-	70	312	299	4th Leyden	1st Rd. (SOO)
1974-75	Oshawa Generals	70	28	33	9	-	-	65	288	306	7th	1st Rd. (PBO)
1973-74	Oshawa Generals	70	33	29	8	-	-	74	283	275	6th	1st Rd. (STC)
1972-73	Oshawa Generals	63	23	32	8	-	-	54	295	310	6th	1st Rd. (PBO)
1971-72	Oshawa Generals	63	35	18	10	-	-	80	296	251	2nd	Semi-Final (OTT)
1970-71	Oshawa Generals	62	18	37	7	-	-	46	232	316	9th	-
1969-70	Oshawa Generals	54	17	27	10	-	-	44	213	252	8th	1st Rd. (TOR)
1968-69	Oshawa Generals	54	18	28	8	-	-	44	233	268	9th	-
1967-68	Oshawa Generals	54	12	37	5	-	-	29	177	310	9th	-
1966-67	Oshawa Generals	48	12	26	10	-	-	34	138	192	9th	-
1965-66	Oshawa Generals	48	22	18	8	-	-	52	217	178	4th	OHA Champs (KIT)
1964-65	Oshawa Generals	56	23	24	9	-	-	55	224	233	4th	1st Rd. (NF)
1963-64	Oshawa Generals	56	22	28	6	-	-	50	236	246	6th	1st Rd. (STC)
1962-63	Oshawa Generals	40	12	23	5	-	-	29	146	222	5th Metro Jr.	-
1952-53	Oshawa Generals	56	24	29	3	-	-	51	230	271	6th	Lost to STM
1951-52	Oshawa Generals	54	7	41	6	-	-	20	146	281	10th	-
1950-51	Oshawa Generals	54	26	26	2	-	-	54	250	231	5th	Lost to WSR
1949-50	Oshawa Generals	48	12	34	2	-	-	26	160	262	9th	-
1948-49	Oshawa Generals	48	27	18	3	-	-	57	207	172	3rd	-
1947-48	Oshawa Generals	36	27	8	1	-	-	55	173	80	2nd	Lost to WSR
1946-47	Oshawa Generals	36	28	8	0	-	-	56	217	109	2nd	Lost to STM
1945-46	Oshawa Generals	28	17	11	0	-	-	34	155	101	3rd	OHA Final (STM)
1944-45	Oshawa Generals	20	9	11	0	-	-	18	75	80	4th	2nd Rd. (STM)
1943-44	Oshawa Generals*	26	23	3	0	-	-	46	203	69	1st Gr. 1	OHA Champs (STM)
1942-43	Oshawa Generals	22	17	5	0	-	-	36	134	72	1st	OHA Champs (BFD)
1941-42	Oshawa Generals	24	17	7	0	-	-	34	143	88	2nd	OHA Champs (GUE)
1940-41	Oshawa Generals	16	10	4	2	-	-	22	101	67	2nd	OHA Champs (TOR)
1939-40	Oshawa Generals*	18	15	1	2	-	-	32	120	46	1st	OHA Champs (TOR)
1938-39	Oshawa Generals*	14	13	1	0	-	-	36	83	27	1st Gr. 2	OHA Champs (TOR)
1937-38	Oshawa Generals	12	8	4	0	-	-	16	57	42	2nd	OHA Champs (GUE)
	Franchise Totals	4,343	2,101	1,846	270	68	58	4,613	17,826	17,285	Pct. .529	

* Memorial Cup Champions (2015 def. Kelowna Rockets, 1990 def. Kitchener Rangers, 1944 def. Trail Smoke Eaters, 1940 def. Kenora Thistles, 1939 def. Edmonton Athletic Club)

All-Time Franchise Team Records:

Most Points:	(2014-15)	108
Most Goals For:	(1990-91)	382
Most Goals Against:	(1976-77)	444
Fewest Goals Against:	(2014-15)	157

All-Time Franchise Career Leaders:

Most Points:	Marc Savard (1993-97)	413
Most Goals:	John Tavares (2005-09)	183
Most Assists:	Marc Savard (1993-97)	281
Most Games Played:	Colin Suellentrop (2009-14)	313

All-Time Franchise Single Season Leaders:

Most Points:	Tony Tanti (1980-81)	150
	Scott McCrory (1986-87)	150
Most Goals:	Tony Tanti (1980-81)	81
Most Assists:	Scott McCrory (1986-87)	99
Best GAA:	Ken Appleby (2014-15)	2.08

All-Time Franchise Single Game Records:

Most Goals	6
Tony Tanti (Jan. 18, 1981 vs. Kitchener)	
Most Assists	7
Chuck Durocher (Nov. 28, 1976 vs. Sault Ste. Marie)	
Most Points	8
Tony Tanti (Jan. 18, 1981 vs. Kitchener)	
Most Powerplay Goals	4
Tony Tanti (Jan. 18, 1981 vs. Kitchener)	
Most Shorthanded Goals	2
Dan Gratton (1984-85), Eric Lindros (1990-91), Rob Pearson (1990-91), Scott Hollis (1991-92), Stephane Soulliere (1994-95), Kurt Walsh (1995-96), Marc Savard (1996-97), Brandon Nolan (2002-03), John Tavares (2005-06), Michael Del Zotto (Jan. 13, 2008 vs Kingston)	
Fastest Opening Goal	0:05
Paul Gardner (Feb. 13, 1976 at Kitchener)	
Fastest Period Goal	0:04
Brett Trudell (Sep. 26, 2004 vs Mississauga - OT)	
Fastest Two Goals by One Player	0:04
Greg Malone (Oct. 22, 1974 - 3rd period)	
Fastest Three Goals by One Player	2:24
Peter Horachek (Oct. 14, 1979 vs. Kitchener - 3rd period)	

Ottawa 67's

SEASON	TEAM	GP	W	L	T	OTL	SOL	PTS	GF	GA	FINISH	PLAYOFFS
2021-22	Ottawa 67's	68	28	31	-	2	7	65	199	250	4th East	1st Rd. (NB)
2019-20	Ottawa 67's	62	50	11	-	0	1	101	296	164	1st East	N/A
2018-19	Ottawa 67's	68	50	12	-	4	2	106	296	183	1st East	OHL Final (GUE)
2017-18	Ottawa 67's	68	30	29	-	6	3	69	225	260	4th East	1st Rd. (HAM)
2016-17	Ottawa 67's	68	26	34	-	7	1	60	221	271	5th East	1st Rd. (MISS)
2015-16	Ottawa 67's	68	36	29	-	2	1	75	234	219	2nd East	1st Rd. (NIAG)
2014-15	Ottawa 67's	68	38	25	-	4	1	81	239	220	2nd East	1st Rd. (NIAG)
2013-14	Ottawa 67's	68	23	39	-	3	3	52	222	308	5th East	-
2012-13	Ottawa 67's	68	16	46	-	0	6	38	208	323	5th East	-
2011-12	Ottawa 67's	68	40	20	-	5	3	88	268	216	1st East	EC Final (NIAG)
2010-11	Ottawa 67's	68	44	19	-	3	2	93	278	199	1st East	1st Rd. (SBY)
2009-10	Ottawa 67's	68	37	23	-	5	3	82	246	219	1st East	2nd Rd. (MISS)
2008-09	Ottawa 67's	68	40	21	-	5	2	87	272	231	2nd East	1st Rd. (NIAG)
2007-08	Ottawa 67's	68	29	34	-	2	3	63	201	237	3rd East	1st Rd. (OSH)
2006-07	Ottawa 67's	68	30	34	-	0	4	64	242	263	4th East	1st Rd. (BELV)
2005-06	Ottawa 67's	68	29	31	-	5	3	66	240	244	4th East	1st Rd. (PBO)
2004-05	Ottawa 67's	68	34	26	7	1	-	76	244	210	2nd East	OHL Final (LDN)
2003-04	Ottawa 67's	68	29	26	9	4	-	71	238	220	1st East	1st Rd. (BRA)
2002-03	Ottawa 67's	68	44	14	7	3	-	98	318	210	1st East	OHL Final (KIT)
2001-02	Ottawa 67's	68	36	20	10	2	-	84	262	218	2nd East	2nd Rd. (TOR)
2000-01	Ottawa 67's	68	33	21	10	4	-	80	249	201	2nd East	OHL Champs (PLY)
1999-00	Ottawa 67's	68	43	20	4	1	-	91	269	189	1st East	2nd Rd. (BELV)
1998-99	Ottawa 67's*	68	48	13	7	-	-	103	305	164	1st East	2nd Rd. (BELV)
1997-98	Ottawa 67's	66	40	17	9	-	-	89	286	172	1st Eastern	OHL Final (GUE)
1996-97	Ottawa 67's	66	49	11	6	-	-	104	320	177	1st Eastern	OHL Final (OSH)
1995-96	Ottawa 67's	66	39	22	5	-	-	83	258	200	1st Eastern	2nd Rd. (BELV)
1994-95	Ottawa 67's	66	22	38	6	-	-	50	232	276	6th Eastern	-
1993-94	Ottawa 67's	66	33	22	11	-	-	77	274	229	2nd Leyden	Semi-Final (NB)
1992-93	Ottawa 67's	66	16	42	8	-	-	40	220	310	8th Leyden	-
1991-92	Ottawa 67's	66	32	30	4	-	-	68	280	251	6th Leyden	2nd Rd. (PBO)
1990-91	Ottawa 67's	66	39	25	2	-	-	80	301	280	4th Leyden	Semi-Final (OSH)
1989-90	Ottawa 67's	66	38	26	2	-	-	78	320	265	4th Leyden	1st Rd. (PBO)
1988-89	Ottawa 67's	66	30	32	4	-	-	64	295	301	5th Leyden	2nd Rd. (COR)
1987-88	Ottawa 67's	66	38	26	2	-	-	78	341	294	2nd Leyden	Semi-Final (PBO)
1986-87	Ottawa 67's	66	33	28	5	-	-	71	310	280	3rd Leyden	2nd Rd. (PBO)
1985-86	Ottawa 67's	66	18	46	2	-	-	38	274	352	7th Leyden	-
1984-85	Ottawa 67's	66	20	43	3	-	-	43	263	376	6th Leyden	1st Rd. (PBO)
1983-84	Ottawa 67's*	70	50	18	2	-	-	102	347	223	1st Leyden	OHL Champs (KIT)
1982-83	Ottawa 67's	70	46	21	3	-	-	95	395	278	1st Leyden	Semi-Final (OSH)
1981-82	Ottawa 67's	68	47	19	2	-	-	96	353	248	1st Leyden	OHL Final (KIT)
1980-81	Ottawa 67's	68	45	20	3	-	-	93	360	264	2nd Leyden	1st Rd. (KGN)
1979-80	Ottawa 67's	68	45	20	3	-	-	93	402	288	2nd Leyden	2nd Rd. (PBO)
1978-79	Ottawa 67's	68	30	38	0	-	-	60	319	344	4th Leyden	1st Rd. (KGN)
1977-78	Ottawa 67's	68	43	18	7	-	-	93	405	308	1st Leyden	Semi-Final (PBO)
1976-77	Ottawa 67's	66	38	23	5	-	-	81	348	288	1st Leyden	OHA Champs (LDN)
1975-76	Ottawa 67's	66	34	23	9	-	-	77	331	291	2nd Leyden	Semi-Final (SBY)
1974-75	Ottawa 67's	70	33	30	7	-	-	73	379	382	4th	1st Rd. (SBY)
1973-74	Ottawa 67's	70	30	31	9	-	-	69	293	276	7th	1st Rd. (PBO)
1972-73	Ottawa 67's	63	41	15	7	-	-	89	391	243	3rd	Semi-Final (TOR)
1971-72	Ottawa 67's	63	33	25	5	-	-	71	251	216	4th	OHA Final (PBO)
1970-71	Ottawa 67's	62	37	19	6	-	-	80	296	218	3rd	Semi-Final (TOR)
1969-70	Ottawa 67's	54	21	23	10	-	-	52	213	206	5th	1st Rd. (MTL)
1968-69	Ottawa 67's	54	20	28	6	-	-	46	214	253	8th	1st Rd. (NF)
1967-68	Ottawa 67's	54	6	45	3	-	-	15	105	329	10th	-
Franchise Totals		3,584	1,859	1,402	210	68	45	4,041	15,148	13,637	Pct. .564	

* Memorial Cup Champions (1999 def. Calgary Hitmen, 1984 def. Kitchener Rangers)

All-Time Franchise Team Records:

Most Points:	(2018-19)	106
Most Goals For:	(1977-78)	405
Most Goals Against:	(1974-75)	382
Fewest Goals Against:	(1998-99, 2019-20*)	164

* - 62-game schedule

All-Time Franchise Career Leaders:

Most Points:	Peter Lee (1971-76)	444
Most Goals:	Peter Lee (1971-76)	213
Most Assists:	Brett Seguin (1988-92)	303
Most Games Played:	Cody Lindsay (2006-11) Thomas Nesbitt (2006-11)	331 331

All-Time Franchise Single Season Leaders:

Most Points:	Bobby Smith (1977-78)	192
Most Goals:	Peter Lee (1975-76)	81
Most Assists:	Bobby Smith (1977-78)	123
Best GAA:	Levente Szuper (1998-99)	2.33

All-Time Franchise Single Game Records:

Most Goals	6
Tim Young (Jan. 24, 1975 vs. St. Catharines)	
Most Assists	7
Tim Young (Feb. 16, 1975 vs. London)	
Most Points	8
Tim Young (Jan. 24, '75 vs. St. Catharines and Feb. 16, '75 vs. London); Derek Grant and Steve Washburn (Feb. 19, '95 at S.S. Marie)	
Most Powerplay Goals	5
Bob Smith (Oct. 2, 1977 vs. Niagara Falls)	
Most Shorthanded Goals	2
Bruce Baker (1974-75); Bob Smith (1976-77); Shean Donovan (1993-94); Alyn McCauley (1996-97); Sasha Chmetevski (Feb. 15, 2019 vs. Hamilton)	
Fastest Opening Goal	0:09
Frank Donnelly (Sept. 27, 1974 vs. Toronto); Warren Holmes (Feb. 12, 1977 at Kitchener)	
Fastest Period Goal	0:07
Alyn McCauley (Dec. 10, 1994 at Belleville - 2nd period); Noel Hoefenmayer (Nov. 30, 2019 vs. Oshawa - 3rd period)	
Fastest Two Goals by One Player	0:07
Jim Fox (Jan. 2, 1979 at Brantford - 3rd period)	
Fastest Three Goals by One Player	0:25
Tom McDonnell (Dec. 10, 1976 vs. Sudbury - 2nd period)	

Owen Sound Attack

SEASON	TEAM	GP	W	L	T	OTL	SOL	PTS	GF	GA	FINISH	PLAYOFFS
2021-22	Owen Sound Attack	68	34	26	-	5	3	76	235	245	3rd Midwest	1st Rd. (FLNT)
2019-20	Owen Sound Attack	62	30	24	-	4	4	68	235	207	4th Midwest	N/A
2018-19	Owen Sound Attack	68	31	31	-	4	2	68	224	274	4th Midwest	1st Rd. (SOO)
2017-18	Owen Sound Attack	68	38	22	-	3	5	84	289	247	2nd Midwest	2nd Rd. (SOO)
2016-17	Owen Sound Attack	68	49	15	-	2	2	102	297	177	2nd Midwest	WC Final (ER)
2015-16	Owen Sound Attack	68	32	25	-	8	3	75	209	222	4th Midwest	1st Rd. (LDN)
2014-15	Owen Sound Attack	68	35	24	-	2	7	79	240	211	4th Midwest	1st Rd. (GUE)
2013-14	Owen Sound Attack	68	31	29	-	3	5	70	205	237	4th Midwest	1st Rd. (SOO)
2012-13	Owen Sound Attack	68	44	18	-	1	5	94	231	165	2nd Midwest	2nd Rd. (PLY)
2011-12	Owen Sound Attack	68	32	29	-	3	4	71	234	220	3rd Midwest	1st Rd. (KIT)
2010-11	Owen Sound Attack	68	46	17	-	1	4	97	283	215	1st Midwest	OHL Champs (MISS)
2009-10	Owen Sound Attack	68	27	33	-	4	4	62	221	276	5th Midwest	-
2008-09	Owen Sound Attack	68	26	27	-	7	8	67	226	258	4th Midwest	1st Rd. (WSR)
2007-08	Owen Sound Attack	68	20	41	-	2	5	47	200	290	4th Midwest	-
2006-07	Owen Sound Attack	68	31	30	-	3	4	69	256	261	4th Midwest	1st Rd. (LDN)
2005-06	Owen Sound Attack	68	32	29	-	4	3	71	239	239	4th Midwest	2nd Rd. (LDN)
2004-05	Owen Sound Attack	68	40	18	7	3	-	90	245	187	2nd Midwest	2nd Rd. (KIT)
2003-04	Owen Sound Attack	68	30	27	7	4	-	71	202	210	4th Midwest	1st Rd. (GUE)
2002-03	Owen Sound Attack	68	27	30	7	4	-	65	206	243	4th Midwest	1st Rd. (PLY)
2001-02	Owen Sound Attack	68	24	31	10	3	-	61	200	240	4th Midwest	-
2000-01	Owen Sound Attack	68	31	27	7	3	-	72	256	236	4th Midwest	1st Rd. (WSR)
1999-00	Owen Sound Platers	68	21	35	6	6	-	54	237	292	5th Midwest	-
1998-99	Owen Sound Platers	68	39	24	5	-	-	83	312	293	2nd Midwest	WC Final (LDN)
1997-98	Owen Sound Platers	66	27	34	5	-	-	59	270	312	4th Central	2nd Rd. (OTT)
1996-97	Owen Sound Platers	66	27	37	2	-	-	56	258	318	4th Central	1st Rd. (BAR)
1995-96	Owen Sound Platers	66	29	32	5	-	-	63	274	313	4th Central	1st Rd. (NF)
1994-95	Owen Sound Platers	66	22	38	6	-	-	50	239	299	3rd Central	2nd Rd. (GUE)
1993-94	Owen Sound Platers	66	34	30	2	-	-	70	303	284	4th Emms	2nd Rd. (DET)
1992-93	Owen Sound Platers	66	29	29	8	-	-	66	330	324	4th Emms	2nd Rd. (SOO)
1991-92	Owen Sound Platers	66	23	41	2	-	-	48	260	315	6th Emms	1st Rd. (LDN)
1990-91	Owen Sound Platers	66	13	48	5	-	-	31	269	373	7th Emms	-
1989-90	Owen Sound Platers	66	28	31	7	-	-	63	265	305	4th Emms	2nd Rd. (NF)
1988-89	Guelph Platers	66	26	32	8	-	-	60	257	288	4th Emms	1st Rd. (LDN)
1987-88	Guelph Platers	66	21	40	5	-	-	47	249	318	7th Emms	-
1986-87	Guelph Platers	66	29	35	2	-	-	60	275	281	6th Emms	1st Rd. (HAM)
1985-86	Guelph Platers*	66	41	23	2	-	-	84	297	235	2nd Emms	OHL Champs (BELV)
1984-85	Guelph Platers	66	21	40	5	-	-	47	230	332	7th Emms	-
1983-84	Guelph Platers	70	20	46	4	-	-	44	252	366	7th Emms	-
1982-83	Guelph Platers	70	7	63	0	-	-	14	246	555	8th Emms	-
Franchise Totals		2,622	1,147	1,211	117	79	68	2,558	9,756	10,663	Pct. .488	

* Memorial Cup Champions (1986 def. Hull Olympiques)

All-Time Franchise Team Records:

Most Points:	(2016-17)	102
Most Goals For:	(1992-93)	330
Most Goals Against:	(1982-83)	555
Fewest Goals Against:	(2012-13)	165

All-Time Franchise Career Leaders:

Most Points:	Bobby Ryan (2003-06)	325
Most Goals:	Bobby Ryan (2003-06)	133
Most Assists:	Bobby Ryan (2003-06)	192
Most Games Played:	Keevin Cutting (2008-13)	327

All-Time Franchise Single Season Leaders:

Most Points:	Andrew Brunette (1992-93)	162
Most Goals:	Andrew Brunette (1992-93)	62
Most Assists:	Andrew Brunette (1992-93)	100
Best GAA:	Jordan Binnington (2012-13)	2.17

All-Time Franchise Single Game Records:

Most Goals	5
Wes Goldie (Jan 6/99 vs. Toronto), Josh Bailey (Oct. 28/06 at Erie)	

Most Assists	5
Kirk Muller (Feb 24/84 vs. North Bay); Wayne Primeau (Mar 11/95 vs. Ottawa); Dan Snyder (Jan 6/99 vs. Toronto); Bryan Kazarian (Sept 24/99 at S.S. Marie); Bobby Ryan (Oct 8/05 vs Oshawa and Oct 22/05 vs Guelph); Nick Suzuki (Feb. 17/17 at London); Sergey Popov (Sep 26/19 at Barrie)	

Most Points	7
Jim Ensom (Jan 10/96 vs. Sudbury); Cameron Brace (Feb 11/12 vs Peterborough)	

Most Powerplay Goals	3
Jason MacDonald (Feb 15/93 at Detroit); Larry Paleczny (Dec 13/96 at Kingston); Daniel Sisca (Nov. 21/01 vs. Kitchener)	

Most Shorthanded Goals	2
Guy Larose (Nov 29/85 at S. S. Marie); Greg Jacina (Dec. 20/00 vs. Erie); Bobby Ryan (Mar. 6/05 at Toronto); Nick Suzuki (Nov. 2/16 vs Barrie); Maksim Sushko (Oct. 14/17 vs Oshawa); Kevin Hancock (Nov. 3/18 vs. London)	

Fastest Opening Goal	0:10
Jonah Gadjovich (Feb. 23, 2018 at Guelph)	

Fastest Period Goal	0:04
Petrus Palmu (Sept 28/16 vs Hamilton - 2nd period)	

Fastest Two Goals by One Player	0:07
Joseph Blandisi (Nov. 26, 2011 at Sault Ste. Marie)	

Fastest Three Goals by One Player	5:27
Paul Kelly (Feb 20, 1987 at London - 2nd period)	

Peterborough Petes

SEASON	TEAM	GP	W	L	T	OTL	SOL	PTS	GF	GA	FINISH	PLAYOFFS
2021-22	Peterborough Petes	68	29	33	-	5	1	64	240	281	5th East	1st Rd. (HAM)
2019-20	Peterborough Petes	62	37	21	-	2	2	78	250	198	2nd East	N/A
2018-19	Peterborough Petes	68	33	31	-	2	2	70	234	256	3rd East	1st Rd. (OSH)
2017-18	Peterborough Petes	68	23	39	-	3	3	52	222	283	5th East	-
2016-17	Peterborough Petes	68	42	21	-	2	3	89	239	221	1st East	EC Final (MISS)
2015-16	Peterborough Petes	68	33	28	-	2	5	73	240	259	3rd East	1st Rd. (NB)
2014-15	Peterborough Petes	68	26	36	-	1	5	58	203	268	5th East	1st Rd. (OSH)
2013-14	Peterborough Petes	68	32	30	-	0	6	70	233	269	3rd East	2nd Rd. (OSH)
2012-13	Peterborough Petes	68	26	35	-	3	4	59	202	254	4th East	-
2011-12	Peterborough Petes	68	27	34	-	3	4	61	219	281	4th East	-
2010-11	Peterborough Petes	68	20	45	-	1	2	43	195	298	5th East	-
2009-10	Peterborough Petes	68	29	35	-	1	3	62	231	277	3rd East	1st Rd. (MISS)
2008-09	Peterborough Petes	68	28	37	-	1	2	59	210	266	3rd East	1st Rd. (BRAM)
2007-08	Peterborough Petes	68	28	36	-	1	3	60	199	250	4th East	1st Rd. (BELV)
2006-07	Peterborough Petes	68	24	39	-	1	4	53	198	274	5th East	-
2005-06	Peterborough Petes	68	47	16	-	2	3	99	269	199	1st East	OHL Champs (LDN)
2004-05	Peterborough Petes	68	34	21	9	4	-	81	238	215	1st East	EC Final (OTT)
2003-04	Peterborough Petes	68	22	40	3	3	-	50	191	244	4th East	-
2002-03	Peterborough Petes	68	32	22	11	3	-	78	222	215	2nd East	1st Rd. (OSH)
2001-02	Peterborough Petes	68	33	22	7	6	-	79	242	215	3rd East	1st Rd. (OTT)
2000-01	Peterborough Petes	68	30	28	8	2	-	70	221	213	3rd East	1st Rd. (TOR)
1999-00	Peterborough Petes	68	34	26	7	1	-	76	242	219	4th East	1st Rd. (BELV)
1998-99	Peterborough Petes	68	40	26	2	-	-	82	266	213	4th East	1st Rd. (OSH)
1997-98	Peterborough Petes	66	20	36	10	-	-	50	212	273	5th Eastern	1st Rd. (BELV)
1996-97	Peterborough Petes	66	39	25	2	-	-	80	251	238	3rd Eastern	2nd Rd. (OSH)
1995-96	Peterborough Petes	66	35	22	9	-	-	79	289	235	2nd Eastern	OHL Champs (GUE)
1994-95	Peterborough Petes	66	26	34	6	-	-	58	255	286	5th Eastern	2nd Rd. (DET)
1993-94	Peterborough Petes	66	15	41	10	-	-	40	252	350	7th Leyden	1st Rd. (OTT)
1992-93	Peterborough Petes	66	46	15	5	-	-	97	352	239	1st Leyden	OHL Champs (SOO)
1991-92	Peterborough Petes	66	41	18	7	-	-	89	319	256	1st Leyden	Semi-Final (NB)
1990-91	Peterborough Petes	66	33	26	7	-	-	73	272	254	5th Leyden	1st Rd. (NB)
1989-90	Peterborough Petes	66	37	23	6	-	-	80	294	236	3rd Leyden	Semi-Final (OSH)
1988-89	Peterborough Petes	66	42	22	2	-	-	86	302	235	1st Leyden	OHL Champs (NF)
1987-88	Peterborough Petes	66	44	17	5	-	-	93	325	212	1st Leyden	OHL Final (WSR)
1986-87	Peterborough Petes	66	35	24	7	-	-	77	267	212	2nd Leyden	Semi-Final (OSH)
1985-86	Peterborough Petes	66	45	19	2	-	-	92	298	190	1st Leyden	Semi-Final (BELV)
1984-85	Peterborough Petes	66	42	20	4	-	-	88	354	233	1st Leyden	OHL Final (SOO)
1983-84	Peterborough Petes	70	43	23	4	-	-	90	380	307	3rd Leyden	2nd Rd. (TOR)
1982-83	Peterborough Petes	70	46	22	2	-	-	94	367	278	2nd Leyden	2nd Rd. (OSH)
1981-82	Peterborough Petes	68	36	29	3	-	-	75	291	266	3rd Leyden	2nd Rd. (OSH)
1980-81	Peterborough Petes	68	29	36	3	-	-	61	287	290	5th Leyden	1st Rd. (OSH)
1979-80	Peterborough Petes	68	47	20	1	-	-	95	316	238	1st Leyden	OHL Champs (WSR)
1978-79	Peterborough Petes*	68	46	19	3	-	-	95	341	245	1st Leyden	OHL Champs (NF)
1977-78	Peterborough Petes	68	37	18	13	-	-	87	327	273	2nd Leyden	OHL Champs (HAM)
1976-77	Peterborough Petes	66	31	28	7	-	-	69	307	309	4th Leyden	1st Rd. (SOO)
1975-76	Peterborough Petes	66	18	37	11	-	-	47	204	284	6th Leyden	-
1974-75	Peterborough Petes	70	37	20	13	-	-	87	311	254	2nd	2nd Rd. (HAM)
1973-74	Peterborough Petes	70	35	21	14	-	-	84	255	230	3rd	OHA Final (STC)
1972-73	Peterborough Petes	63	42	13	8	-	-	92	330	234	2nd	OHA Final (TOR)
1971-72	Peterborough Petes	63	34	20	9	-	-	77	292	227	3rd	OHA Champs (COR)
1970-71	Peterborough Petes	62	41	13	8	-	-	90	290	174	1st	1st Rd. (TOR)
1969-70	Peterborough Petes	54	29	13	12	-	-	70	240	172	2nd	1st Rd. (LDN)
1968-69	Peterborough Petes	54	27	18	9	-	-	63	222	193	3rd	Semi-Final (MTL)
1967-68	Peterborough Petes	54	13	30	11	-	-	37	183	243	8th	1st Rd. (NF)
1966-67	Peterborough Petes	48	15	23	10	-	-	40	183	219	8th	1st Rd. (HAM)
1965-66	Peterborough Petes	48	24	14	10	-	-	58	211	171	1st	1st Rd. (TOR)
1964-65	Peterborough Petes	56	28	20	8	-	-	64	243	197	3rd	Semi-Final (TOR)
1963-64	Peterborough Petes	56	24	25	7	-	-	55	176	200	5th	1st Rd. (MTL)
1962-63	Peterborough Petes	50	21	18	11	-	-	53	144	132	3rd	1st Rd. (MTL)
1961-62	Peterborough Petes	50	9	33	8	-	-	26	114	210	6th	-
1960-61	Peterborough T.P.T.'s	48	16	24	8	-	-	40	167	188	6th	1st Rd. (HAM)
1959-60	Peterborough T.P.T.'s	48	22	23	3	-	-	47	206	205	5th	Semi-Final (STC)
1958-59	Peterborough T.P.T.'s	54	29	20	5	-	-	63	222	179	2nd	OHA Champs (TOR)
1957-58	Peterborough T.P.T.'s	52	21	25	6	-	-	48	159	185	5th	1st Rd. (HAM)
1956-57	Peterborough T.P.T.'s	52	11	40	1	-	-	23	139	239	7th	-
1955-56	Kitchener Canucks	48	26	21	1	-	-	53	222	198	2nd	-
1954-55	Kitchener Canucks	49	8	39	2	-	-	18	140	248	8th	-
1953-54	Kitchener Greenshirts	59	27	27	5	-	-	59	236	211	5th	-
1952-53	Kitchener Greenshirts	56	15	38	3	-	-	33	181	239	8th	-
1951-52	Kitchener Greenshirts	54	29	22	3	-	-	61	231	213	6th	-
	Franchise Totals	4,412	2,125	1,835	351	49	52	4,632	16,931	16,312	Pct. .533	

* Memorial Cup Champions (1979 def. Brandon Wheat Kings)

Peterborough Petes

All-Time Franchise Team Records:

Most Points:	(2005-06)	99
Most Goals For:	(1983-84)	380
Most Goals Against:	(1993-94)	350
Fewest Goals Against:	(1985-86)	190

All-Time Franchise Career Leaders:

Most Points:	Mike Harding (1990-94)	350
Most Goals:	Jason Dawe (1989-93)	169
Most Assists:	Shawn Evans (1982-85)	212
Most Games Played:	Joey West (2007-12)	326

All-Time Franchise Single Season Leaders:

Most Points:	Mike Harding (1992-93)	136
Most Goals:	Scott Tottle (1983-84)	63
Most Assists:	Mark Teevens (1984-85)	90
Best GAA:	Chuck Goddard (1962-63)	2.49

All-Time Franchise Single Game Records:

Most Goals	5
Bill Gardner (Nov. 22/79 vs. Oshawa), Doug Evans (Oct. 20/83 vs. North Bay), Nick Ritchie (Feb. 7/14 at Kingston)	
Most Assists	6
Doug Evans (Jan. 26/84 vs. Toronto)	
Most Points	7
Ron Mason (Jan. 13/77 vs. Kitchener), Ken Strong (Oct. 8/82 at Guelph), Doug Evans (Jan. 26/84 vs. Toronto)	
Most Powerplay Goals	3
Doug Evans (Oct. 20/83 vs. North Bay), John Johnson (Oct. 26/91 vs. Cornwall), Dave Roche (Jan. 28/93 vs. Newmarket), Brent Tully (Feb. 24/94 vs. Belleville)	
Most Shorthanded Goals	2
Scott Tottle (Nov. 20/83 at Kingston), Geoff Ingram (Jan. 22/89 at Toronto), Cameron Mann (Jan. 20/96 vs. Ottawa), Eric Staal (Sept. 26/02 vs. Mississauga); Chris Paquette (Sep. 23, 2018 at Ottawa); Nick Robertson (Mar. 8, 2020 at Niagara)	
Fastest Opening Goal	0:06
Matt Lahey (Nov. 3/96 at North Bay)	
Fastest Period Goal	0:07
Jim Wiemer (twice - Nov. 8/79 vs. Niagara Falls - 2nd period, and Jan. 24/81 vs. Ottawa - 2nd period)	
Fastest Two Goals by One Player	0:10
Ryan Pawluk (Dec. 8/94 vs. North Bay - first period)	
Fastest Three Goals by One Player	1:38
Greg Theberge (Nov. 10/78 at Ottawa - 2nd period)	

Saginaw Spirit

SEASON	TEAM	GP	W	L	T	OTL	SOL	PTS	GF	GA	FINISH	PLAYOFFS
2021-22	Saginaw Spirit	68	24	43	-	1	0	49	234	305	5th West	-
2019-20	Saginaw Spirit	62	41	16	-	3	2	87	289	225	1st West	N/A
2018-19	Saginaw Spirit	68	45	17	-	3	3	96	294	218	1st West	WC Final (GUE)
2017-18	Saginaw Spirit	68	29	30	-	9	0	67	196	238	4th West	1st Rd. (SOO)
2016-17	Saginaw Spirit	68	27	32	-	7	2	63	204	248	5th West	-
2015-16	Saginaw Spirit	68	24	36	-	5	3	56	209	282	4th West	1st Rd. (ER)
2014-15	Saginaw Spirit	68	29	36	-	2	1	61	212	271	3rd West	1st Rd. (SOO)
2013-14	Saginaw Spirit	68	33	30	-	4	1	71	254	248	3rd West	1st Rd. (ER)
2012-13	Saginaw Spirit	68	32	29	-	4	3	71	250	264	4th West	1st Rd. (LDN)
2011-12	Saginaw Spirit	68	33	27	-	1	7	74	259	259	3rd West	2nd Rd. (LDN)
2010-11	Saginaw Spirit	68	40	22	-	4	2	86	243	207	1st West	2nd Rd. (WSR)
2009-10	Saginaw Spirit	68	34	27	-	4	3	75	240	230	4th West	1st Rd. (KIT)
2008-09	Saginaw Spirit	68	36	24	-	4	4	80	235	219	2nd West	2nd Rd. (LDN)
2007-08	Saginaw Spirit	68	33	25	-	8	2	76	234	231	4th West	1st Rd. (SOO)
2006-07	Saginaw Spirit	68	44	21	-	0	3	91	291	217	2nd West	1st Rd. (SOO)
2005-06	Saginaw Spirit	68	36	30	-	2	0	74	242	246	2nd West	1st Rd. (GUE)
2004-05	Saginaw Spirit	68	18	42	4	4	-	44	150	260	4th West	-
2003-04	Saginaw Spirit	68	16	45	3	4	-	39	161	228	5th West	-
2002-03	Saginaw Spirit	68	11	45	5	7	-	34	158	275	5th West	-
2001-02	North Bay Centennials	68	18	37	8	5	-	60	185	247	4th Central	2nd Rd. (TOR)
2000-01	North Bay Centennials	68	32	28	6	2	-	72	232	220	3rd Central	1st Rd. (OTT)
1999-00	North Bay Centennials	68	24	35	6	3	-	57	214	253	3rd Central	1st Rd. (BAR)
1998-99	North Bay Centennials	68	22	40	6	-	-	50	215	248	3rd Central	1st Rd. (OTT)
1997-98	North Bay Centennials	66	15	45	6	-	-	36	213	291	6th Central	-
1996-97	North Bay Centennials	66	14	44	8	-	-	36	214	337	6th Eastern	-
1995-96	North Bay Centennials	66	14	45	7	-	-	35	242	360	6th Eastern	-
1994-95	North Bay Centennials	66	35	27	4	-	-	74	272	247	3rd Eastern	1st Rd. (BELV)
1993-94	North Bay Centennials	66	46	15	5	-	-	97	351	226	1st Leyden	OHL Champs (DET)
1992-93	North Bay Centennials	66	22	38	6	-	-	50	251	299	7th Leyden	1st Rd. (KGN)
1991-92	North Bay Centennials	66	40	21	5	-	-	85	323	259	2nd Leyden	OHL Final (SOO)
1990-91	North Bay Centennials	66	40	23	3	-	-	83	322	247	2nd Leyden	2nd Rd. (OTT)
1989-90	North Bay Centennials	66	23	35	8	-	-	54	292	314	5th Emms	1st Rd. (KIT)
1988-89	North Bay Centennials	66	24	36	6	-	-	54	282	334	6th Emms	2nd Rd. (LDN)
1987-88	North Bay Centennials	66	31	30	5	-	-	67	284	257	4th Emms	1st Rd. (HAM)
1986-87	North Bay Centennials	66	46	18	2	-	-	94	357	216	1st Emms	OHL Final (OSH)
1985-86	North Bay Centennials	66	41	21	4	-	-	86	330	240	1st Emms	2nd Rd. RR
1984-85	North Bay Centennials	66	34	28	4	-	-	72	289	254	3rd Emms	1st Rd. (HAM)
1983-84	North Bay Centennials	70	22	43	5	-	-	49	236	327	5th Emms	1st Rd. (LDN)
1982-83	North Bay Centennials	70	44	23	3	-	-	91	352	285	3rd Emms	2nd Rd. (KIT)
1981-82	Niagara Falls Flyers	68	31	34	3	-	-	65	311	338	4th Emms	1st Rd. (WSR)
1980-81	Niagara Falls Flyers	68	30	36	2	-	-	62	354	359	4th Emms	2nd Rd. (KIT)
1979-80	Niagara Falls Flyers	68	29	39	0	-	-	58	325	355	4th Emms	2nd Rd. (WSR)
1978-79	Niagara Falls Flyers	68	43	21	4	-	-	90	361	243	1st Emms	OHA Final (PBO)
1977-78	Niagara Falls Flyers	68	17	41	10	-	-	44	261	340	6th Emms	-
1976-77	Niagara Falls Flyers	66	15	45	6	-	-	36	254	370	6th Emms	-

Saginaw Spirit

SEASON	TEAM	GP	W	L	T	OTL	SOL	PTS	GF	GA	FINISH	PLAYOFFS
1975-76	St. Catharines Black Hawks	66	16	40	10	-	-	42	283	366	5th Emms	1st Rd. (KIT)
1974-75	St. Catharines Black Hawks	70	30	33	7	-	-	67	284	300	6th	1st Rd. (HAM)
1973-74	St. Catharines Black Hawks	70	41	23	6	-	-	88	358	278	2nd	OHA Champs (PBO)
1972-73	St. Catharines Black Hawks	63	24	28	11	-	-	59	280	318	5th	1st Rd. (TOR)
1971-72	St. Catharines Black Hawks	63	25	31	7	-	-	57	258	311	7th	1st Rd. (PBO)
1970-71	St. Catharines Black Hawks	62	40	17	5	-	-	85	343	236	2nd	OHA Champs (TOR)
1969-70	St. Catharines Black Hawks	54	30	18	6	-	-	66	268	210	3rd	2nd Rd. (MTL)
1968-69	St. Catharines Black Hawks	54	31	11	12	-	-	74	296	206	2nd	1st Rd. (TOR)
1967-68	St. Catharines Black Hawks	54	21	30	3	-	-	45	200	211	6th	1st Rd. (MTL)
1966-67	St. Catharines Black Hawks	48	19	20	9	-	-	47	175	155	5th	1st Rd. (KIT)
1965-66	St. Catharines Black Hawks	48	15	26	7	-	-	37	182	231	8th	1st Rd. (OSH)
1964-65	St. Catharines Black Hawks	56	19	28	9	-	-	41	236	253	7th	1st Rd. (PBO)
1963-64	St. Catharines Black Hawks	56	29	20	7	-	-	65	244	215	3rd	2nd Rd. (MTL)
1962-63	St. Catharines Black Hawks	50	15	24	11	-	-	41	172	224	5th	-
1961-62	St. Catharines Teepees	50	19	23	8	-	-	46	194	206	3rd	Semi-Final (HAM)
1960-61	St. Catharines Teepees	48	18	24	6	-	-	42	167	204	5th	1st Rd. (STM)
1959-60	St. Catharines Teepees*	48	25	19	4	-	-	54	209	191	2nd	OHA Champs (STM)
1958-59	St. Catharines Teepees	54	40	11	3	-	-	84	257	175	1st	-
1957-58	St. Catharines Teepees	52	32	14	6	-	-	70	246	174	1st	-
1956-57	St. Catharines Teepees	52	25	25	2	-	-	52	184	193	3rd	OHA Final (GUE)
1955-56	St. Catharines Teepees	48	28	17	3	-	-	59	219	197	1st	-
1954-55	St. Catharines Teepees	49	32	15	2	-	-	66	260	176	1st	OHA Final (TOR)
1953-54	St. Catharines Teepees*	59	42	15	2	-	-	86	308	211	1st	OHA Champs (TOR)
1952-53	St. Catharines Teepees	56	31	20	5	-	-	67	219	234	4th	-
1951-52	St. Catharines Teepees	54	30	23	1	-	-	61	249	229	5th	OHA Final (GUE)
1950-51	St. Catharines Teepees	54	23	24	7	-	-	53	200	192	6th	-
1949-50	St. Catharines Teepees	48	27	17	4	-	-	58	269	211	3rd	-
1948-49	St. Catharines Teepees	48	25	20	3	-	-	53	191	198	4th	-
1947-48	St. Catharines Teepees	36	19	17	0	-	-	38	137	155	6th	-
1946-47	St. Catharines Falcons	36	7	25	4	-	-	18	101	219	8th	-
1945-46	St. Catharines Falcons	28	14	14	0	-	-	28	133	123	4th	-
1944-45	St. Catharines Falcons	20	12	8	0	-	-	24	101	93	2nd	-
1943-44	St. Catharines Falcons	26	15	9	2	-	-	32	125	103	1st Gr 2	-
Franchise Totals		4,708	2,156	2,114	316	86	36	4,756	19,025	19,135	Pct. .504	

* Memorial Cup Champions (1960 def. Edmonton Oil Kings, 1954 def. Edmonton Oil Kings)

All-Time Franchise Team Records:

Most Points:	(1993-94)	97
Most Goals For:	(1978-79)	361
Most Goals Against:	(1976-77)	370
Fewest Goals Against:	(2010-11)	207

All-Time Franchise Career Leaders:

Most Points:	Marcel Dionne (1968-71)	375
Most Goals:	Nick Kypreos (1983-87)	162
Most Assists:	Steve Ludzik (1978-81)	233
Most Games Played:	Cole Coskey (2015-20)	302

All-Time Franchise Single Season Leaders:

Most Points:	Brian Cullen (1953-54)	161
Most Goals:	Brian Cullen (1953-54)	68
Most Assists:	Brian Cullen (1953-54)	93
Best GAA:	Alex Auld (2000-01)	2.54

All-Time Franchise Single Game Records:

Most Goals	5
Nick Kypreos (Feb. 27, 1986 vs. Sudbury); Dave McLlwain (Mar. 5, 1987 vs. Hamilton)	

Most Assists	7
Stan Adams (Sept. 30, 1977 vs. Kingston); Darren Turcotte (Feb. 28, 1988 vs. Kitchener)	

Most Points	9
Steve Ludzik (Dec. 30, 1980 vs. Oshawa)	

Most Powerplay Goals	4
Jeff Shevalier (Feb. 14, 1993 vs. Peterborough)	

Most Shorthanded Goals	2
Len Soccio (87-88); Peter Bitonti (88-89); James Sheehan (92-93); Jeff Shevalier (93-94); Vitali Yachmenev and Lee Jinman (94-95); Justin Kea (Jan. 5, 2013 vs. Owen Sound); Josh Bloom (Nov. 19, 2021 at Kitchener)	

Fastest Opening Goal	0:07
Patrick Asselin (Oct. 8, 2004 vs. Brampton)	

Fastest Period Goal	0:04
Marek Kvapil (Dec. 4, 2004 vs. Mississauga - 3rd Period)	

Fastest Two Goals by One Player	0:03
Tyler Ertel (Jan. 8, 1989 vs Sudbury - 3rd period)	

Fastest Three Goals by One Player	2:27
Vitali Yachmenev (Nov. 27, 1993 at Newmarket - 2nd period)	

Sarnia Sting

SEASON	TEAM	GP	W	L	T	OTL	SOL	PTS	GF	GA	FINISH	PLAYOFFS
2021-22	Sarnia Sting	68	27	36	-	4	1	59	234	279	4th West	1st Rd. (WSR)
2019-20	Sarnia Sting	62	22	34	-	5	1	50	244	299	5th West	-
2018-19	Sarnia Sting	68	28	33	-	5	2	63	271	300	3rd West	1st Rd. (SAG)
2017-18	Sarnia Sting	68	46	17	-	4	1	97	299	213	2nd West	2nd Rd. (KIT)
2016-17	Sarnia Sting	68	31	30	-	6	1	69	257	277	4th West	1st Rd. (ER)
2015-16	Sarnia Sting	68	42	19	-	5	2	91	254	192	1st West	1st Rd. (SOO)
2014-15	Sarnia Sting	68	29	32	-	4	3	65	232	263	3rd West	1st Rd. (ER)
2013-14	Sarnia Sting	68	17	44	-	2	5	41	211	341	5th West	-
2012-13	Sarnia Sting	68	35	28	-	1	4	75	247	254	3rd West	1st Rd. (PLY)
2011-12	Sarnia Sting	68	34	27	-	2	5	75	243	235	2nd West	1st Rd. (SAG)
2010-11	Sarnia Sting	68	25	36	-	5	2	57	243	321	4th West	-
2009-10	Sarnia Sting	68	17	46	-	3	2	39	184	295	5th West	-
2008-09	Sarnia Sting	68	35	26	-	4	3	77	216	210	4th West	1st Rd. (PLY)
2007-08	Sarnia Sting	68	37	29	-	2	0	76	251	229	3rd West	2nd Rd. (KIT)
2006-07	Sarnia Sting	68	34	24	-	5	5	78	270	241	4th West	1st Rd. (KIT)
2005-06	Sarnia Sting	68	17	46	-	2	3	39	197	295	5th West	-
2004-05	Sarnia Sting	68	16	41	6	5	-	43	156	228	5th West	-
2003-04	Sarnia Sting	68	37	23	4	4	-	82	220	210	1st West	1st Rd. (ER)
2002-03	Sarnia Sting	68	41	19	7	1	-	90	234	223	2nd West	1st Rd. (GUE)
2001-02	Sarnia Sting	68	27	29	5	7	-	66	236	260	4th West	1st Rd. (ER)
2000-01	Sarnia Sting	68	28	31	7	2	-	65	235	244	3rd West	1st Rd. (PLY)
1999-00	Sarnia Sting	68	33	27	8	-	-	74	211	189	3rd West	1st Rd. (WSR)
1998-99	Sarnia Sting	68	37	25	6	-	-	80	279	216	2nd West	1st Rd. (LDN)
1997-98	Sarnia Sting	66	32	21	13	-	-	77	253	227	3rd Western	1st Rd. (PLY)
1996-97	Sarnia Sting	66	35	24	7	-	-	77	286	251	2nd Western	2nd Rd. (KIT)
1995-96	Sarnia Sting	66	39	23	4	-	-	82	330	276	2nd Western	2nd Rd. (PBO)
1994-95	Sarnia Sting	66	24	37	5	-	-	53	250	292	3rd Western	1st Rd. (WSR)
1993-94	Newmarket Royals	66	9	47	10	-	-	28	231	377	8th Leyden	-
1992-93	Newmarket Royals	66	29	28	9	-	-	67	310	301	5th Leyden	1st Rd. (SBY)
1991-92	Cornwall Royals	66	38	22	6	-	-	82	328	289	3rd Leyden	1st Rd. (OTT)
1990-91	Cornwall Royals	66	23	42	1	-	-	47	281	335	7th Leyden	-
1989-90	Cornwall Royals	66	24	38	4	-	-	52	309	361	6th Leyden	1st Rd. (OSH)
1988-89	Cornwall Royals	66	31	30	5	-	-	67	350	308	4th Leyden	Semi-Final (PBO)
1987-88	Cornwall Royals	66	35	24	7	-	-	77	333	255	3rd Leyden	2nd Rd. (OTT)
1986-87	Cornwall Royals	66	23	40	3	-	-	49	261	369	6th Leyden	1st Rd. (OTT)
1985-86	Cornwall Royals	66	28	36	2	-	-	58	307	356	5th Leyden	1st Rd. (BELV)
1984-85	Cornwall Royals	66	34	30	2	-	-	70	355	344	4th Leyden	2nd Rd. (BELV)
1983-84	Cornwall Royals	70	33	37	0	-	-	66	348	375	6th Leyden	1st Rd. (PBO)
1982-83	Cornwall Royals	70	36	33	1	-	-	73	370	335	5th Leyden	2nd Rd. (OTT)
1981-82	Cornwall Royals	68	28	35	5	-	-	61	303	327	6th Leyden	1st Rd. (TOR)
Franchise Totals		2,690	1,196	1,249	127	78	40	2,637	10,629	11,192	Pct. .490	

All-Time Franchise Team Records:

Most Points:	(2017-18)	97
Most Goals For:	(1982-83)	370
Most Goals Against:	(1993-94)	377
Fewest Goals Against:	(1999-00)	189

All-Time Franchise Career Leaders:

Most Points:	Jon Sim (1994-98)	311
Most Goals:	Jon Sim (1994-98)	165
Most Assists:	Jordan Kyrou (2014-18)	191
Most Games Played:	Ryan McGregor (2015-20)	286

All-Time Franchise Single Season Leaders:

Most Points:	Doug Gilmour (1982-83)	177
Most Goals:	Ray Sheppard (1985-86)	81
Most Assists:	Doug Gilmour (1982-83)	107
Best GAA:	Greg Hewitt (1999-00)	2.53

All-Time Franchise Single Game Records:

Most Goals	5
Mike Stapleton (Feb. 7, 1985 vs. Kitchener); Dave Shellington (Feb. 24, 1985 vs. Kingston); B.J. Johnston (Feb. 25, 1995 at Belleville); Brendan Yarema (Mar. 1, 1996 vs. Owen Sound); Jon Sim (Feb. 15, 1997 vs. Windsor); Justin DiBenedetto (Oct. 12, 2008 at S.S. Marie); Matt Mistele (Feb. 15, 2016 vs. Saginaw)	
Most Assists	7
Charles Sarault (Feb. 22, 2013 vs. Erie)	
Most Points	10
Darren Colbourne (Oct. 29, 1987 vs. Toronto)	
Most Powerplay Goals	4
Doug Gilmour (Oct. 18, 1981 at Brantford); Jon Sim (Feb. 15, 1997 vs. Windsor)	
Most Shorthanded Goals	2
Aaron Brand (Mar. 10, 1996 at Detroit); Jeff Heerema (Oct. 17, 1999 at Windsor); Franco Sproviero (Oct. 14, 2017 vs. Guelph)	
Fastest Opening Goal	0:09
Nikita Korostelev (Feb. 21, 2016 vs. Sault Ste. Marie)	
Fastest Period Goal	0:06
Jon Sim (Sept. 24, 1995 vs. London - 3rd period)	
Fastest Two Goals by One Player	0:06
Mike Bukowski (Feb. 2, 1984 at Windsor - 2nd period)	
Fastest Three Goals by One Player	5:03
Nathan Lafayette (Nov. 22, 1992 vs. Guelph)	

Soo Greyhounds

SEASON	TEAM	GP	W	L	T	OTL	SOL	PTS	GF	GA	FINISH	PLAYOFFS
2021-22	Soo Greyhounds	68	39	22	-	6	1	85	295	246	3rd West	2nd Rd. (FLNT)
2019-20	Soo Greyhounds	64	29	31	-	3	1	62	253	257	4th West	N/A
2018-19	Soo Greyhounds	68	44	16	-	7	1	96	292	224	2nd West	2nd Rd. (SAG)
2017-18	Soo Greyhounds	68	55	7	-	3	3	116	317	186	1st West	OHL Final (HAM)
2016-17	Soo Greyhounds	68	48	16	-	3	1	100	287	208	1st West	2nd Rd. (OS)
2015-16	Soo Greyhounds	68	33	27	-	7	1	74	243	233	3rd West	2nd Rd. (ER)
2014-15	Soo Greyhounds	68	54	12	-	0	2	110	342	196	1st West	WC Final (ER)
2013-14	Soo Greyhounds	68	44	17	-	2	5	95	267	198	1st West	2nd Rd. (ER)
2012-13	Soo Greyhounds	68	36	26	-	3	3	78	262	257	2nd West	1st Rd. (OS)
2011-12	Soo Greyhounds	68	29	33	-	2	4	64	227	272	5th West	-
2010-11	Soo Greyhounds	68	24	36	-	5	3	56	238	277	5th West	-
2009-10	Soo Greyhounds	68	36	27	-	1	4	77	237	213	3rd West	1st Rd. (PLY)
2008-09	Soo Greyhounds	68	19	45	-	2	2	42	172	290	5th West	-
2007-08	Soo Greyhounds	68	44	18	-	2	4	94	247	173	1st West	WC Final (KIT)
2006-07	Soo Greyhounds	68	37	23	-	1	7	82	227	219	3rd West	2nd Rd. (LDN)
2005-06	Soo Greyhounds	68	29	31	-	3	5	66	201	213	4th West	1st Rd. (LDN)
2004-05	Soo Greyhounds	68	33	25	9	1	-	76	210	188	1st West	1st Rd. (WSR)
2003-04	Soo Greyhounds	68	30	34	3	1	-	64	196	223	4th West	-
2002-03	Soo Greyhounds	68	26	33	6	3	-	61	232	284	4th West	1st Rd. (KIT)
2001-02	Soo Greyhounds	68	38	20	10	0	-	86	237	200	2nd West	1st Rd. (WSR)
2000-01	Soo Greyhounds	68	23	38	4	3	-	53	188	256	5th West	-
1999-00	Soo Greyhounds	68	37	20	6	5	-	85	270	217	2nd West	WC Final (PLY)
1998-99	Soo Greyhounds	68	31	29	8	-	-	70	244	242	4th West	1st Rd. (OS)
1997-98	Soo Greyhounds	66	20	39	7	-	-	47	232	296	5th Western	-
1996-97	Soo Greyhounds	66	39	17	10	-	-	88	309	220	1st Western	2nd Rd. (GUE)
1995-96	Soo Greyhounds	66	38	23	5	-	-	81	312	254	3rd Western	1st Rd. (SAR)
1994-95	Soo Greyhounds	66	17	45	4	-	-	38	228	346	5th Western	-
1993-94	Soo Greyhounds	66	35	24	7	-	-	77	319	268	2nd Emms	Semi-Final (DET)
1992-93	Soo Greyhounds*	66	38	23	5	-	-	81	334	260	1st Emms	OHL Final (PBO)
1991-92	Soo Greyhounds	66	41	19	6	-	-	88	335	229	1st Emms	OHL Champs (NB)
1990-91	Soo Greyhounds	66	42	21	3	-	-	87	303	217	1st Emms	OHL Champs (OSH)
1989-90	Soo Greyhounds	66	18	42	6	-	-	42	229	289	7th Emms	-
1988-89	Soo Greyhounds	66	21	43	2	-	-	44	227	304	8th Emms	-
1987-88	Soo Greyhounds	66	32	33	1	-	-	65	272	294	5th Emms	1st Rd. (LDN)
1986-87	Soo Greyhounds	66	31	31	4	-	-	66	301	299	5th Emms	1st Rd. (WSR)
1985-86	Soo Greyhounds	66	15	48	3	-	-	33	263	387	8th Emms	-
1984-85	Soo Greyhounds	66	54	11	1	-	-	109	381	215	1st Emms	OHL Champs (PBO)
1983-84	Soo Greyhounds	70	38	28	4	-	-	80	373	321	3rd Emms	Semi-Final (KIT)
1982-83	Soo Greyhounds	70	48	21	1	-	-	97	363	270	1st Emms	OHA Final (OSH)
1981-82	Soo Greyhounds	68	40	25	3	-	-	83	274	243	2nd Emms	Semi-Final (KIT)
1980-81	Soo Greyhounds	68	47	19	2	-	-	96	412	290	1st Leyden	OHA Final (KIT)
1979-80	Soo Greyhounds	68	22	45	1	-	-	45	281	379	6th Leyden	-
1978-79	Soo Greyhounds	68	26	42	0	-	-	52	317	415	6th Leyden	-
1977-78	Soo Greyhounds	68	26	32	10	-	-	62	330	346	5th Leyden	2nd Rd. (OTT)
1976-77	Soo Greyhounds	66	20	41	5	-	-	45	261	375	5th Leyden	2nd Rd. (OTT)
1975-76	Soo Greyhounds	66	27	26	13	-	-	67	341	319	5th Leyden	2nd Rd. (SBY)
1974-75	Soo Greyhounds	70	25	36	9	-	-	59	312	367	10th	-
1973-74	Soo Greyhounds	70	24	40	6	-	-	54	295	352	9th	-
1972-73	Soo Greyhounds	63	11	42	10	-	-	32	244	396	10th	-
Franchise Totals		3,299	1,613	1,402	174	63	47	3,510	13,532	13,223	Pct. .532	

All-Time Franchise Team Records:

Most Points:	(2017-18)	116
Most Goals For:	(1980-81)	414
Most Goals Against:	(1978-79)	415
Fewest Goals Against:	(2007-08)	173

All-Time Franchise Career Leaders:

Most Points:	Wayne Groulx (1981-85)	477
Most Goals:	Wayne Groulx (1981-85)	187
Most Assists:	Wayne Groulx (1981-85)	290
Most Games Played:	Mike Oliverio (1983-88)	314

All-Time Franchise Single Season Leaders:

Most Points:	Wayne Gretzky (1977-78)	182
Most Goals:	Steve Gatzos (1980-81)	78
Most Assists:	Mike Kaszycki (1975-76)	119
Best GAA:	Matthew Villalta (2016-17)	2.41

All-Time Franchise Single Game Records:

Most Goals	6
Paul Mancini (March 10, 1978 vs. Windsor)	
Most Assists	9
Mike Kaszycki (March 11, 1976 vs. Kitchener)	
Most Points	11
Mike Kaszycki (March 11, 1976 vs. Kitchener)	
Most Powerplay Goals	3
14 times	
Most Shorthanded Goals	2
11 times	
Fastest Opening Goal	0:08
Mike Kaszycki (Oct. 4, 1975 at Peterborough); Tye Kartye (Mar. 9, 2022 at Sudbury)	
Fastest Period Goal	0:06
John Goodwin (Dec. 18, 1980 vs Oshawa - 2nd period)	
Fastest Two Goals by One Player	0:06
John Goodwin (Jan. 19, 1981 vs. Sudbury - 1st period)	
Fastest Three Goals by One Player	2:31
Rick Tocchet (Mar. 2, 1984 vs. Windsor - 1st period)	

Sudbury Wolves

SEASON	TEAM	GP	W	L	T	OTL	SOL	PTS	GF	GA	FINISH	PLAYOFFS
2021-22	Sudbury Wolves	68	23	38	-	3	4	53	223	297	4th Central	-
2019-20	Sudbury Wolves	63	34	27	-	1	1	70	259	240	1st Central	N/A
2018-19	Sudbury Wolves	68	43	20	-	3	2	91	254	206	2nd Central	2nd Rd. (OTT)
2017-18	Sudbury Wolves	68	17	42	-	9	0	43	197	291	5th Central	-
2016-17	Sudbury Wolves	68	27	34	-	7	0	61	207	265	2nd Central	1st Rd. (OSH)
2015-16	Sudbury Wolves	68	16	46	-	5	1	38	183	328	5th Central	-
2014-15	Sudbury Wolves	68	12	54	-	1	1	26	149	323	5th Central	-
2013-14	Sudbury Wolves	68	33	24	-	3	8	77	219	228	3rd Central	1st Rd. (BAR)
2012-13	Sudbury Wolves	68	29	27	-	5	7	70	214	234	3rd Central	2nd Rd. (BELV)
2011-12	Sudbury Wolves	68	36	26	-	4	2	78	242	240	4th Central	1st Rd. (BRA)
2010-11	Sudbury Wolves	68	29	35	-	2	2	62	235	276	4th Central	2nd Rd. (MISS)
2009-10	Sudbury Wolves	68	26	35	-	4	3	59	193	267	5th Central	1st Rd. (BAR)
2008-09	Sudbury Wolves	68	26	35	-	3	4	59	227	282	5th Central	1st Rd. (BELV)
2007-08	Sudbury Wolves	68	17	46	-	2	3	39	175	292	5th Central	-
2006-07	Sudbury Wolves	68	29	30	-	3	6	67	225	241	3rd Central	OHL Final (PLY)
2005-06	Sudbury Wolves	68	34	28	-	1	5	74	227	222	3rd Central	2nd Rd. (PBO)
2004-05	Sudbury Wolves	68	32	23	6	7	-	77	201	185	4th Central	2nd Rd. (OTT)
2003-04	Sudbury Wolves	68	25	32	6	5	-	61	185	220	5th Central	1st Rd. (TOR)
2002-03	Sudbury Wolves	68	16	46	4	2	-	38	175	273	5th Central	-
2001-02	Sudbury Wolves	68	25	33	5	5	-	60	171	216	3rd Central	1st Rd. (BAR)
2000-01	Sudbury Wolves	68	35	22	8	3	-	81	237	196	1st Central	2nd Rd. (TOR)
1999-00	Sudbury Wolves	68	39	23	5	1	-	84	262	221	2nd Central	2nd Rd. (BAR)
1998-99	Sudbury Wolves	68	25	35	8	-	-	58	261	288	2nd Central	1st Rd. (BELV)
1997-98	Sudbury Wolves	66	25	34	7	-	-	57	257	268	5th Central	2nd Rd. (GUE)
1996-97	Sudbury Wolves	66	21	37	8	-	-	50	251	302	6th Central	-
1995-96	Sudbury Wolves	66	27	36	3	-	-	57	262	288	6th Central	-
1994-95	Sudbury Wolves	66	43	17	6	-	-	92	314	208	2nd Central	Semi-Final (DET)
1993-94	Sudbury Wolves	66	34	26	6	-	-	74	299	275	3rd Leyden	2nd Rd. (OTT)
1992-93	Sudbury Wolves	66	31	30	5	-	-	67	291	300	4th Leyden	2nd Rd. (PBO)
1991-92	Sudbury Wolves	66	33	27	6	-	-	72	331	320	4th Leyden	2nd Rd. (NB)
1990-91	Sudbury Wolves	66	33	28	5	-	-	71	288	265	6th Leyden	1st Rd. (OSH)
1989-90	Sudbury Wolves	66	36	23	7	-	-	79	295	267	3rd Emms	1st Rd. (OS)
1988-89	Sudbury Wolves	66	23	36	7	-	-	53	262	334	7th Emms	-
1987-88	Sudbury Wolves	66	17	48	1	-	-	35	208	339	8th Emms	-
1986-87	Sudbury Wolves	66	20	44	2	-	-	42	285	377	8th Emms	-
1985-86	Sudbury Wolves	66	29	33	4	-	-	62	293	330	5th Emms	1st Rd. (GUE)
1984-85	Sudbury Wolves	66	17	46	3	-	-	37	224	348	8th Emms	-
1983-84	Sudbury Wolves	70	19	50	1	-	-	39	287	427	8th Emms	-
1982-83	Sudbury Wolves	70	15	55	0	-	-	30	269	422	7th Emms	-
1981-82	Sudbury Wolves	68	19	48	1	-	-	39	274	401	7th Emms	-
1980-81	Sudbury Wolves	68	20	45	3	-	-	43	284	380	6th Leyden	-
1979-80	Sudbury Wolves	68	33	33	2	-	-	68	299	309	5th Leyden	2nd Rd. (PBO)
1978-79	Sudbury Wolves	68	40	27	1	-	-	81	397	361	2nd Leyden	2nd Rd. (PBO)
1977-78	Sudbury Wolves	68	16	42	10	-	-	42	255	377	6th Leyden	-
1976-77	Sudbury Wolves	66	38	24	4	-	-	80	385	290	2nd Leyden	1st Rd. (KGN)
1975-76	Sudbury Wolves	66	47	11	8	-	-	102	384	224	1st Leyden	OHA Final (HAM)
1974-75	Sudbury Wolves	70	31	29	10	-	-	72	324	289	5th	2nd Rd. (TOR)
1973-74	Sudbury Wolves	70	31	26	13	-	-	75	298	288	5th	1st Rd. (KIT)
1972-73	Sudbury Wolves	63	21	32	10	-	-	52	289	379	7th	1st Rd. (OTT)
1971-72	Niagara Falls Flyers	63	27	27	9	-	-	63	280	293	6th	1st Rd. (OSH)
1970-71	Niagara Falls Flyers	62	11	44	7	-	-	29	193	350	10th	-
1969-70	Niagara Falls Flyers	54	10	41	3	-	-	23	151	313	10th	-
1968-69	Niagara Falls Flyers	54	28	24	2	-	-	58	223	229	4th	2nd Rd. (STC)
1967-68	Niagara Falls Flyers*	54	32	15	7	-	-	71	255	169	4th	OHA Champs (KIT)
1966-67	Niagara Falls Flyers	48	23	15	10	-	-	56	238	195	2nd	2nd Rd. (HAM)
1965-66	Niagara Falls Flyers	48	23	15	10	-	-	56	210	162	3rd	1st Rd. (KIT)
1964-65	Niagara Falls Flyers*	56	36	11	9	-	-	81	236	168	1st	OHA Champs (TOR)
1963-64	Niagara Falls Flyers	56	26	22	8	-	-	60	207	178	4th	1st Rd. (TOR)
1962-63	Niagara Falls Flyers	50	31	12	7	-	-	69	212	146	1st	OHA Champs (TOR)
1961-62	Niagara Falls Flyers	50	16	23	11	-	-	43	193	193	4th	1st Rd. (HAM)
1960-61	Niagara Falls Flyers	48	22	21	5	-	-	49	165	166	4th	1st Rd. (GUE)
1959-60	Barrie Flyers	48	24	18	6	-	-	54	193	172	3rd	-
1958-59	Barrie Flyers	54	21	27	6	-	-	48	178	192	5th	-
1957-58	Barrie Flyers	51	18	29	4	-	-	40	201	234	6th	-
1956-57	Barrie Flyers	52	13	37	2	-	-	28	147	218	6th	-
1955-56	Barrie Flyers	48	20	25	3	-	-	43	179	207	6th	OHA Final (TOR)
1954-55	Barrie Flyers	49	18	31	0	-	-	36	169	251	7th	-
1953-54	Barrie Flyers	59	25	33	1	-	-	51	260	285	7th	-
1952-53	Barrie Flyers*	56	37	17	2	-	-	76	258	187	1st	OHA Champs (STM)
1951-52	Barrie Flyers	53	22	30	1	-	-	47	225	230	7th	-
1950-51	Barrie Flyers*	54	38	14	2	-	-	78	276	161	1st	OHA Champs (TOR)
1949-50	Barrie Flyers	48	21	24	3	-	-	45	180	217	5th	-
1948-49	Barrie Flyers	48	28	16	4	-	-	60	208	134	2nd	OHA Champs (TOR)
1947-48	Barrie Flyers	36	23	13	0	-	-	46	198	116	3rd	OHA Champs (WSR)
1946-47	Barrie Flyers	35	17	16	2	-	-	36	129	144	6th	-
1945-46	Barrie Flyers	28	8	18	2	-	-	18	89	171	7th	-
	Franchise Totals	4,660	1,965	2,266	301	79	49	4,361	17,979	19,680	Pct. .468	

* Memorial Cup Champions (1968 def. Kitchener Rangers, 1965 def. Toronto Marlboros, 1953 def. St. Boniface Canadiens, 1951 def. Winnipeg Monarchs)

Sudbury Wolves

All-Time Franchise Team Records:

Most Points:	(1975-76)	102
Most Goals For:	(1978-79)	397
Most Goals Against:	(1983-84)	427
Fewest Goals Against:	(2004-05)	185

All-Time Franchise Career Leaders:

Most Points:	Jamie Matthews (1989-94)	369
Most Goals:	Norm Milley (1996-00)	167
Most Assists:	Jamie Matthews (1989-94)	249
Most Games Played:	Macauley Carson (2015-20)	304

All-Time Franchise Single Season Leaders:

Most Points:	Mike Foligno (1978-79)	150
Most Goals:	Rod Schutt (1975-76)	72
Most Assists:	Ron Duguay (1975-76)	92
Best GAA:	Ukko-Pekka Luukkonen (2018-19)	2.50

All-Time Franchise Single Game Records:

Most Goals	5
Rod Schutt (Feb. 29, 1976 vs. Sault Ste. Marie); Mike Foligno (Jan. 15, 1978 vs. Peterborough); Paul DiPietro (Oct. 3, 1989 vs. Sault Ste. Marie)	
Most Assists	7
Ron Duguay (Mar. 13, 1977 at Toronto); Hector Marini (Oct. 8, 1976 vs. Ottawa); Norm Milley (Dec 18, 1998 vs. Barrie)	
Most Points	7
Ron Duguay (Mar. 13/77 at Toronto); Hector Marini (Oct. 8/76 vs. Ottawa); Norm Milley (Dec 18/98 vs. Barrie); Mike Fisher (Dec 18/98 vs. Barrie)	
Most Powerplay Goals	4
Jamie Matthews (Mar. 11, 1994 vs. Oshawa)	
Most Shorthanded Goals	2
5 times	
Fastest Opening Goal	0:05
Dave MacQueen (Oct. 20, 1978 vs. Peterborough)	
Fastest Period Goal	0:08
Dan McCarthy (Sept. 23, 1977 vs. Oshawa - 2nd period); Barrie Moore (Jan. 10, 1992 vs. Detroit - 2nd period); Quinton Byfield (Oct. 26, 2018 at Kingston - 2nd period)	
Fastest Two Goals by One Player	0:04
Mike Foligno (Jan. 16, 1979 vs. Sault Ste. Marie - 3rd period)	
Fastest Three Goals by One Player	2:27
Norm Milley (Feb. 18, 2000 vs. Toronto)	

Windsor Spitfires

SEASON	TEAM	GP	W	L	T	OTL	SOL	PTS	GF	GA	FINISH	PLAYOFFS
2021-22	Windsor Spitfires	68	44	17	-	4	3	95	305	248	1st West	OHL Final (HAM)
2019-20	Windsor Spitfires	62	34	20	-	8	0	76	256	233	3rd West	N/A
2018-19	Windsor Spitfires	68	25	33	-	5	5	60	216	257	4th West	1st Rd. (LDN)
2017-18	Windsor Spitfires	68	32	30	-	4	2	70	214	224	3rd West	1st Rd. (SAR)
2016-17	Windsor Spitfires*	68	41	19	-	5	3	90	232	185	2nd West	1st Rd. (LDN)
2015-16	Windsor Spitfires	68	40	21	-	6	1	87	253	200	2nd West	1st Rd. (KIT)
2014-15	Windsor Spitfires	68	24	40	-	2	2	52	223	305	5th West	-
2013-14	Windsor Spitfires	68	37	28	-	3	0	77	249	235	2nd West	1st Rd. (LDN)
2012-13	Windsor Spitfires	68	26	33	-	3	6	61	212	278	5th West	-
2011-12	Windsor Spitfires	68	29	32	-	5	2	65	213	258	4th West	1st Rd. (LDN)
2010-11	Windsor Spitfires*	68	39	23	-	3	3	84	280	247	2nd West	WC Final (OS)
2009-10	Windsor Spitfires*	68	50	12	-	1	5	106	331	203	1st West	OHL Champs (BAR)
2008-09	Windsor Spitfires	68	57	10	-	0	1	115	311	171	1st West	OHL Champs (BRA)
2007-08	Windsor Spitfires	68	41	15	-	7	5	94	279	205	2nd West	1st Rd. (SAR)
2006-07	Windsor Spitfires	68	18	43	-	2	5	43	209	311	5th West	-
2005-06	Windsor Spitfires	68	32	29	-	3	4	71	247	253	3rd West	1st Rd. (PLY)
2004-05	Windsor Spitfires	68	26	29	6	7	-	65	223	253	3rd West	2nd Rd. (LDN)
2003-04	Windsor Spitfires	68	27	30	3	8	-	65	201	219	3rd West	1st Rd. (LDN)
2002-03	Windsor Spitfires	68	37	25	5	1	-	80	259	221	3rd West	1st Rd. (LDN)
2001-02	Windsor Spitfires	68	33	24	6	5	-	77	253	229	3rd West	WC Final (ER)
2000-01	Windsor Spitfires	68	34	22	8	4	-	80	257	221	2nd West	2nd Rd. (PLY)
1999-00	Windsor Spitfires	68	35	30	2	1	-	73	213	231	4th West	2nd Rd. (PLY)
1998-99	Windsor Spitfires	68	23	39	6	-	-	52	203	294	5th West	2nd Rd. (PLY)
1997-98	Windsor Spitfires	66	19	42	5	-	-	43	261	340	6th Western	-
1996-97	Windsor Spitfires	66	29	29	8	-	-	66	303	285	3rd Western	1st Rd. (SAR)
1995-96	Windsor Spitfires	66	21	41	4	-	-	46	256	312	4th Western	1st Rd. (DET)
1994-95	Windsor Spitfires	66	41	22	3	-	-	85	303	232	2nd Western	2nd Rd. (SBY)
1993-94	Windsor Spitfires	66	25	36	5	-	-	55	253	298	7th Emms	1st Rd. (SOO)
1992-93	Windsor Spitfires	66	19	42	5	-	-	43	240	343	8th Emms	-
1991-92	Windsor Spitfires	66	25	33	8	-	-	58	272	316	5th Emms	1st Rd. (KIT)
1990-91	Windsor Spitfires	66	33	29	4	-	-	70	307	279	4th Emms	2nd Rd. (NF)
1989-90	Windsor Spitfires	66	17	41	8	-	-	42	233	341	8th Emms	-
1988-89	Windsor Spitfires	66	25	37	4	-	-	54	272	321	5th Emms	1st Rd. (NF)
1987-88	Windsor Spitfires	66	50	14	2	-	-	102	396	215	1st Emms	OHL Champs (PBO)
1986-87	Windsor Spitfires	66	36	25	5	-	-	77	287	249	3rd Emms	Semi-Final (NB)
1985-86	Windsor Spitfires	66	34	26	6	-	-	74	280	259	3rd Emms	Semi-Final (GUE)
1984-85	Windsor Spitfires	66	28	35	3	-	-	59	267	301	5th Emms	1st Rd. (LDN)
1983-84	Windsor Spitfires	70	22	46	2	-	-	46	280	379	6th Emms	1st Rd. (SOO)
1982-83	Windsor Spitfires	70	19	50	1	-	-	39	289	394	6th Emms	1st Rd. (NB)
1981-82	Windsor Spitfires	68	22	42	4	-	-	48	269	343	6th Emms	2nd Rd. (KIT)
1980-81	Windsor Spitfires	68	33	33	2	-	-	68	322	337	2nd Emms	2nd Rd. (KIT)
1979-80	Windsor Spitfires	68	36	31	1	-	-	73	323	344	1st Emms	OHA Final (PBO)
1978-79	Windsor Spitfires	68	32	35	1	-	-	65	323	322	3rd Emms	Semi-Final RR (LDN/NF)
1977-78	Windsor Spitfires	68	36	24	8	-	-	80	338	289	2nd Emms	1st Rd. (HAM)
1976-77	Windsor Spitfires	66	21	37	8	-	-	50	294	386	5th Emms	2nd Rd. (STC)
1975-76	Windsor Spitfires	66	12	50	4	-	-	28	251	470	6th Emms	-
Franchise Totals		3,094	1,419	1,404	137	87	47	3,109	12,258	12,836	Pct. .502	

* Memorial Cup Champions (2017 def. Erie Otters, 2010 def. Brandon Wheat Kings, 2009 def. Kelowna Rockets)

All-Time Franchise Team Records:

Most Points:	(2008-09)	115
Most Goals For:	(1987-88)	396
Most Goals Against:	(1975-76)	470
Fewest Goals Against:	(2008-09)	171

All-Time Franchise Single Game Records:

Most Goals	5
Gerry Leroux (Oct. 27, 1977 vs. Niagara Falls); Paul Gagne (Oct. 11, 1979 vs. Niagara Falls); Daniel D'Amico (Jan. 3, 2020 at Sault Ste. Marie)	

All-Time Franchise Career Leaders:

Most Points:	Bill Bowler (1991-95)	467
Most Goals:	Ernie Godden (1978-81)	152
Most Assists:	Bill Bowler (1991-95)	318
Most Games Played:	Luke Boka (2015-20)	313

Most Assists	6
Greg Gravel (Oct. 28, 1982 vs. Sudbury)	
Most Points	9
Greg Gravel (Oct. 28, 1982 vs. Sudbury)	

All-Time Franchise Single Season Leaders:

Most Points:	Ernie Godden (1980-81)	153
Most Goals:	Ernie Godden (1980-81)	87
Most Assists:	Bill Bowler (1994-95)	102
Best GAA:	Michael DiPietro (2016-17)	2.35
	Andrew Engelage (2008-09)	2.35

Most Powerplay Goals	3
Ernie Godden (Mar. 21/81 vs. London); Greg Gravel (Oct. 28/82 vs. Sudbury); Bill Bowler (Jan. 23/93 at Peterborough); Craig Lutes (Mar. 17/93 at Detroit)	

Most Shorthanded Goals	2
Claude Loiselle (Mar. 8/83 vs. Guelph); Kelly Cain (Dec. 11/87 at Hamilton); Glenn Crawford (Sept. 29/95 at Sarnia), Shawn Mather (Sep. 28/00 vs. S.S. Marie), Eric Locke (Dec. 11/10 at Sarnia)	

Fastest Opening Goal	0:09
Kevin White (Oct. 4, 1990 vs. Kitchener)	

Fastest Period Goal	0:05
Jason Spezza (Nov. 18, 2001 at Toronto - 3rd period)	

Fastest Two Goals by One Player	0:07
Blair Barnes (Nov. 9, 1979 at London - 2nd period)	

Fastest Three Goals by One Player	2:56
Bill Bowler (Mar. 5, 1994 at Owen Sound - 2nd period)	

Team Records

Ontario Hockey League records have been fully compiled since the 1975-76 season which coincided with the establishment of the League office. Detailed records from before that time are not available and as a result, only certain team and individual records were available from final statistic releases and are acknowledged in the OHL Record Book.

SEASON

Best Winning Percentage, One Season

.882	London Knights 2004-05 (59-7-2-0; 120 points in 68 games)
.853	Barrie Colts 2009-10 (57-9-0-2; 116 points in 68 games)
	Sault Ste. Marie Greyhounds 2017-18 (55-7-3-3; 116 points in 68 games)
.846	Windsor Spitfires 2008-09 (57-10-0-1; 115 points in 68 games)
.826	Sault Ste. Marie Greyhounds 1984-85 (54-11-1; 109 points in 66 games)
.818	Toronto Marlboros 1972-73 (47-7-9; 103 points in 63 games)

Most Points, One Season

120	London Knights 2004-05 (59-7-2-0 in 68 games)
116	Barrie Colts 2009-10 (57-9-0-2 in 68 games)
	Sault Ste. Marie Greyhounds 2017-18 (55-7-3-3 in 68 games)
115	Windsor Spitfires 2008-09 (57-10-0-1 in 68 games)
110	London Knights 2003-04 (53-11-2-2 in 68 games)
	Kitchener Rangers 2007-08 (53-11-1-3 in 68 games)
	Sault Ste. Marie Greyhounds (2014-15 in 68 games)
109	Sault Ste. Marie Greyhounds 1984-85 (54-11-1 in 66 games)

Fewest Points, One Season

9	London Knights 1995-96 (3-60-3 in 66 games)
11	Mississauga IceDogs 1998-99 (4-61-3 in 68 games)

Most Wins, One Season

59	London Knights 2004-05 (68 games)
57	Windsor Spitfires 2008-09 (68 games); Barrie Colts 2009-10 (68 games)
55	Sault Ste. Marie Greyhounds 2017-18 (68 games)
54	Sault Ste. Marie Greyhounds 1984-85 (66 games) and 2014-15 (68 games)
53	London Knights 2003-04 (68 games)
	Kitchener Rangers 2007-08 (68 games)
	St. Michael's Majors 2010-11 (68 games)
52	Kitchener Rangers 1983-84 (70 games)
	Guelph Storm 2013-14 (68 games)
	Erie Otters 2013-14 (68 games) and 2015-16 (68 games)

Fewest Wins, One Season

3	London Knights 1995-96 (66 games)
	Mississauga IceDogs 2000-01 (68 games)
4	Guelph Storm 1991-92 (66 games)
	Mississauga IceDogs 1998-99 (68 games)

Most Losses, One Season

63	Guelph Platers 1982-83 (70 games)
61	Mississauga IceDogs 1998-99 (68 games)
60	London Knights 1995-96 (66 games)

Fewest Losses, One Season

7	London Knights 2004-05 (68 games)
7	Toronto Marlboros 1972-73 (63 games)

Most Ties, One Season (no overtime)

14	Peterborough Petes 1973-74 (70 games)
	Hamilton Fincups 1977-78 (68 games)

Most Ties, One Season (with overtime)

13	Sarnia Sting 1997-98 (66 games)
12	Belleville Bulls 1991-92 (66 games)
	Plymouth Whalers 2001-02 (68 games)
	Barrie Colts 2003-04 (68 games)

Fewest Ties, One Season (with overtime)

0	17 times since 1978-79
---	------------------------

Fewest Ties, One Season (no overtime)

2	London Knights 1976-77 (66 games)
---	-----------------------------------

Team Records

Most Home Wins, One Season

- 33 Sault Ste. Marie Greyhounds 1984-85 (66 games)
- 31 Oshawa Generals 1979-80 (68 games)
- Ottawa 67's 1982-83 (70 games)
- Kitchener Rangers 1983-84 (70 games)
- London Knights 2004-05 (68 games)
- Windsor Spitfires 2008-09 (68 games)
- Sault Ste. Marie Greyhounds 2014-15 (68 games) and 2017-18 (68 games)
- 30 London Knights 2003-04 (68 games)
- Barrie Colts 2009-10 (68 games)
- London Knights 2009-10 (68 games)
- Erie Otters 2013-14 (68 games) and 2016-17 (68 games)

Most Road Wins, One Season

- 28 London Knights 2004-05 (68 games)
- 27 Barrie Colts 2009-10 (68 games)
- Erie Otters 2015-16 (68 games)
- 26 Windsor Spitfires 2008-09 (68 games)
- Sault Ste. Marie Greyhounds 2016-17 (68 games)
- 25 Kitchener Rangers 2007-08 (68 games)
- 24 Ottawa 67's 1998-99 (68 games)
- Guelph Storm 2003-04 (68 games)
- London Knights 2011-12 (68 games)
- Sault Ste. Marie Greyhounds 2017-18 (68 games)
- Flint Firebirds 2021-22 (68 games)
- Hamilton Bulldogs 2021-22 (68 games)

Most Home Losses, One Season

- 30 Guelph Platers 1982-83 (70 games)
- 29 London Knights 1995-96 (66 games)
- Mississauga IceDogs 1998-99 (68 games)

Most Road Losses, One Season

- 33 Guelph Platers 1982-83 (70 games)
- 32 Mississauga IceDogs 1998-99 (68 games) and 2000-01 (68 games)

Most Home Ties, One Season

- 10 Guelph Storm 1991-92 (66 games)
- 9 Hamilton Fincups 1977-78 (68 games)

Most Road Ties, One Season

- 10 Peterborough Petes 1977-78 (68 games)

Fewest Home Wins, One Season

- 2 London Knights 1995-96 (66 games)
- Mississauga IceDogs 1998-99 (68 games) and 2000-01 (68 games)
- 3 Guelph Storm 1991-92 (66 games)

Fewest Road Wins, One Season

- 0 Newmarket Royals 1993-94 (66 games)
- 1 Oshawa Generals 1976-77 (66 games)
- Guelph Storm 1991-92 (66 games)
- London Knights 1995-96 (66 games)
- Mississauga IceDogs 2000-01 (68 games)

Fewest Home Losses, One Season

- 0 Sault Ste. Marie Greyhounds 1984-85 (66 games)
- 1 London Knights 2004-05 (68 games)
- 2 St. Catharines Fincups 1976-77 (66 games)
- Ottawa 67's 1977-78 (68 games)
- Guelph Storm 1994-95 (66 games)
- Barrie Colts 1998-99 (68 games)

Fewest Road Losses, One Season

- 6 London Knights 2004-05 (68 games)
- 7 Ottawa 67's 1998-99 (68 games)
Oshawa Generals 1990-91 (66 games)
Windsor Spitfires 2008-09 (68 games)
Barrie Colts 2009-10 (68 games)
Erie Otters 2015-16 (68 games)
- 8 Sudbury Wolves 1975-76 (66 games)
Peterborough Petes 1987-88 (66 games)
Guelph Storm 1995-96 (66 games) and 2003-04 (68 games)
Plymouth Whalers 2002-03 (68 games)
London Knights 2003-04 (68 games)
Sault Ste. Marie Greyhounds 2016-17 (68 games)

Longest Winning Streak (Games)

- 25 Kitchener Rangers, Jan. 11, 1984 through March 16, 1984
- 24 London Knights, Nov. 2, 2012 through Dec. 31, 2012
- 23 Sault Ste. Marie Greyhounds, Oct. 28, 2017 through Dec. 30, 2017
- 22 Barrie Colts, Oct. 24, 2009 through December 29, 2009
- 18 London Knights, Oct. 23, 2004 through Dec. 8, 2004

Longest Home Winning Streak (Games)

- 33 Sault Ste. Marie Greyhounds 1984-85 season (33-0-0)
- 27 Sault Ste. Marie Greyhounds, Oct. 20, 2017 through March 14, 2018
- 20 St. Catharines Fincups, Sept. 24, 1976 through Jan. 18, 1977
- 19 Erie Otters, Oct. 5, 2013 to Dec. 31, 2013

Longest Road Winning Streak (Games)

- 15 London Knights, Sept. 23, 2004 through Dec. 29, 2004
- 13 Barrie Colts, Oct. 16, 2009 through Dec. 29, 2009
- 11 Kitchener Rangers, Jan. 11 1984 through March 6, 1984
S.S. Marie Greyhounds, Oct. 28, 2017 through Dec. 28, 2017
- 9 S.S. Marie Greyhounds, Oct. 24, 1980 through Dec. 3, 1980
Peterborough Petes, Jan. 28, 1992 through March 3, 1992;
Mississauga Steelheads, Dec. 4, 2016 through Jan. 13, 2017

Longest Undefeated Streak (Games)

- 31 London Knights, Sept. 23, 2004 through December 12, 2004 (29-0-1-0)
- 25 Kitchener Rangers, Jan. 11, 1984 through March 16, 1984 (25-0-0)
- 24 Oshawa Generals, Oct. 24, 1982 through Dec. 17, 1982 (22-0-2)
London Knights, Nov. 2, 2012 through Dec. 31, 2012 (24-0-0)

Longest Home Undefeated Streak (Games)

- 33 Sault Ste. Marie Greyhounds 1984-85 season (33-0-0)
- 31 Barrie Colts, Sept. 27, 1998 through Mar. 7, 1999 (28-0-3)
- 27 Sault Ste. Marie, Oct. 20, 2017 through March 14, 2018
- 23 London Knights, Nov. 5, 1976 through Feb.27, 1977 (21-0-2)

Longest Road Undefeated Streak (Games)

- 15 London Knights, Sept. 23, 2004 through Dec. 29, 2004 (15-0-0-0)
- 12 Oshawa Generals, Oct. 27, 1982 through Dec. 28, 1982 (10-0-2)

Longest Losing Streak (Games)

- 28 Kingston Canadians, Jan. 19, 1988 through March 18, 1988
- 25 Guelph Platers, Jan. 14, 1983 through March 13, 1983

Longest Home Losing Streak (Games)

- 18 London Knights, Sept. 22, 1995 through Dec. 10, 1995
- 12 Guelph Platers, Jan. 14, 1983 through March 11, 1983
Mississauga IceDogs, Feb. 5, 1999 through March 17, 1999

Longest Road Losing Streak (Games)

- 29 Newmarket Royals, Oct. 1, 1993 through March 8, 1994
- 27 Mississauga IceDogs, Sept. 25, 1998 through Feb. 27, 1999
- 23 Detroit Compuware Ambassadors, Oct. 26, 1990 through Feb. 12, 1991

Team Records

Longest Winless Streak (Games)

- 34 Mississauga IceDogs, Nov. 1, 1998 through Jan. 24, 1999 (31 losses, 3 ties)
- 33 London Knights, Sept. 21, 1995 through Dec. 21, 1995 (31 losses, 2 ties)
- 32 Mississauga IceDogs, January 5, 2001 through March 23, 2001 (31 losses, 1 tie)
- 28 Kingston Canadians, Jan. 19, 1988 through March 18, 1988 (28 losses)

Longest Home Winless Streak (Games)

- 20 Mississauga IceDogs, Nov. 1, 1998 through Jan. 24, 1999 (17 losses, 3 ties)
- 19 London Knights, Sept. 22, 1995 through Dec. 15, 1995 (18 losses, 1 tie)
- 16 Mississauga IceDogs, Oct. 6, 2000 through Dec. 20, 2000 (12 losses, 4 ties)
- 13 Guelph Storm, Sept. 19, 1991 through Nov. 22, 1991 (8 losses, 5 ties)

Longest Road Winless Streak (Games)

- 33 Newmarket Royals, Sept. 23, 1993 through March 18, 1994 (31 losses, 2 ties)
- 31 Mississauga IceDogs, Oct. 20, 2000 through March 23, 2001 (30 losses, 1 tie)
- 27 Mississauga IceDogs, Sept. 25, 1998 through Feb. 27, 1999 (27 losses)
- 23 Detroit Compuware Ambassadors, Oct. 26, 1990 through Feb. 12, 1991

Most Shutouts

- 13 London Knights 2004-05 (68 games)
- 12 Niagara IceDogs 2011-12 (68 games)
- 11 Erie Otters 2013-14 (68 games)

Most Goals

- 469 Toronto Marlboros 1974-75 (70 games)
- 438 St. Catharines Fincups 1976-77 (66 games)
- 418 Kitchener Rangers 1983-84 (70 games)

Fewest Goals

- 144 Kingston Frontenacs 2018-19 (68 games)
- 145 Mississauga IceDogs 1998-99 (68 games)
- 149 Sudbury Wolves 2014-15 (68 games)

Most Goals Against

- 555 Guelph Platers 1982-83 (70 games)
- 470 Windsor Spitfires 1975-76 (66 games)

Fewest Goals Against

- 125 London Knights 2004-05 (68 games)
- 147 London Knights 2003-04 (68 games)
- 157 Oshawa Generals 2014-15 (68 games)
- 162 Plymouth Whalers 1998-99 (68 games) and 2000-01 (68 games)

Most Goals, Both Teams, One Game (since 1976-77)

- 22 Jan 21, 1977, Peterborough 6 at Sault Ste. Marie 16
Jan. 11, 1980, Ottawa 16 at Brantford 6

Most Goals, One Team, One Game (since 1976-77)

- 16 Jan 21, 1977, Peterborough 6 at Sault Ste. Marie 16
Dec. 17, 1978, Peterborough 16 at Sault Ste. Marie 5
Jan. 11, 1980, Ottawa 16 at Brantford 2

Fewest Goals, Both Teams, One Game

- 0 Dec. 10, 2004 Guelph 0 at London 0
Feb. 25, 1999 Oshawa 0 at Peterborough 0
Feb. 26, 1994 Kingston 0 at Ottawa 0
Nov. 25, 1984, Sudbury 0 at North Bay 0

Highest Single Game Attendance

- 20,081 Dec. 20, 2004 Corel Centre, Ottawa vs. Kingston
- 19,875 Feb. 5, 1995 Joe Louis Arena, Detroit vs. Windsor
- 18,838 Feb. 23, 1969 Montreal Forum, Montreal vs. Oshawa
- 18,264 Feb. 11, 1996 The Palace at Auburn Hills, Detroit vs. Windsor

Highest Total Season Attendance, One Team, One Season

- 314,041 Ottawa 67's, 2004-05 (34 home games)
- 309,761 Ottawa 67's, 2001-02 (34 home games)
- 309,070 London Knights 2005-06 (34 home games)
- 307,296 London Knights, 2004-05 (34 home games)
- 307,256 London Knights, 2006-07 (34 home games)
- 166

CAREER

Most Goals, Career

- 215 John Tavares, Oshawa/London, 2005-06 through 2008-09
- 213 Peter Lee, Ottawa, 1971-72 through 1975-76
- 198 Stan Drulia, Niagara Falls/Hamilton/Belleville, 1984-85 through 1988-89

Most Assists, Career

- 318 Bill Bowler, Windsor, 1991-92 through 1994-95
- 303 Brett Seguin, Ottawa, 1988-89 through 1991-92
- 290 Wayne Groulx, Sault Ste. Marie, 1981-82 through 1984-85

Most Points, Career

- 479 Stan Drulia, Niagara Falls/Hamilton/Belleville, 1984-85 through 1988-89
- 477 Dale McCourt, Sudbury/Hamilton, 1972-73 through 1976-77
- 477 Wayne Groulx, Sault Ste. Marie, 1981-82 through 1984-85

Most Games Played, Career

- 337 Cory Tanaka, Plymouth/Belleville, 2004-05 through 2008-09
Kristoff Kontos, Sudbury/Mississauga/Saginaw 2009-14
- 333 Garrett Hooey, Sarnia/Belleville/Barrie, 2010-11 through 2014-15
Charles Sarault, Kingston/Sarnia, 2008-09 through 2012-13
- 331 Cody Lindsay, Ottawa, 2006-2011
Thomas Nesbitt, Ottawa, 2006-2011
- 330 Zack Torquato, Saginaw/Erie, 2005-2010

Most Consecutive Games Played

- 311 Brett Neumann, Erie, Kingston and Oshawa 2015-16 through 2019-20
- 272 Bobby Chaumont, Sudbury 2001-02 through 2004-05
- 266 Mike Oliviera, Kingston 1995-96 through 1998-99
- 264 Jason Willms, Barrie and London 2016-17 through 2019-20
Willie Skilliter, Owen Sound 1991-92 through 1994-95

Season

Most Goals, One Season

- 87 Ernie Godden, Windsor, 1980-81 (68 games)
- 81 Peter Lee, Ottawa, 1975-76 (66 games)
Tony Tanti, Oshawa, 1980-81 (68 games)
Ray Sheppard, Cornwall, 1985-86 (66 games)

Most Assists, One Season

- 123 Bobby Smith, Ottawa, 1977-78 (68 games)
- 119 Mike Kaszycki, Sault Ste. Marie, 1975-76 (66 games)

Most Points, One Season

- 192 Bobby Smith, Ottawa, 1977-78 (68 games)
- 182 Wayne Gretzky, Sault Ste. Marie, 1977-78 (68 games)
- 177 Doug Gilmour, Cornwall, 1982-83 (70 games)

Most Goals, by a Defenceman, One Season

- 47 Bryan Fogarty, Niagara Falls, 1988-89 (66 games)
- 38 Bobby Orr, Oshawa, 1965-66 (48 games)
- 38 Chris Allen, Kingston, 1997-98 (66 games)
Al MacInnis, Kitchener, 1982-83 (70 games)

Most Assists, by a Defenceman, One Season

- 108 Bryan Fogarty, Niagara Falls, 1988-89 (66 games)
- 96 Doug Crossman, Ottawa, 1979-80 (68 games)

Most Points, by a Defenceman, One Season

- 155 Bryan Fogarty, Niagara Falls, 1988-89 (66 games)
- 123 Denis Potvin, Ottawa, 1972-73 (63 games)

Most Goals, by a Rookie, One Season

- 81 Tony Tanti, Oshawa, 1980-81 (68 games)
- 70 Wayne Gretzky, Sault Ste. Marie, 1977-78 (68 games)

Most Assists, by a Rookie, One Season

- 112 Wayne Gretzky, Sault Ste. Marie, 1977-78 (68 games)
- 86 John Goodwin, Sault Ste. Marie, 1978-79 (68 games)
- 70 John Tavella, Sault Ste. Marie, 1975-76 (66 games)

Individual Records

Most Points, by a Rookie, One Season

- 182 Wayne Gretzky, Sault Ste. Marie, 1977-78 (68 games)
- 150 Tony Tanti, Oshawa, 1980-81 (68 games)
- 145 Patrick Kane, London, 2006-07 (58 games)

Most Power-Play Goals, One Season

- 37 Tony Tanti, Oshawa, 1980-81 (68 games)
- 32 John Tavella, Sault Ste. Marie, 1975-76 (66 games)

Most Shorthand Goals, One Season

- 12 Keith Osborne, Niagara Falls, 1988-89 (66 games)
- 11 David Bruce, Kitchener, 1982-83 (70 games)
- Cameron Mann, Peterborough, 1995-96 (66 games)
- Matt Foy, Ottawa, 2002-03 (68 games)

Most Game Winning Goals, One Season

- 16 Eric Lindros, Oshawa, 1990-91 (66 games)
- 14 Jim Fox, Ottawa, 1979-80 (68 games)

Best Goals Against Average, One Season

- 1.70 Gerald Coleman, London, 2004-05
- 1.99 Mark Visentin, Niagara, 2011-12
- 2.06 Ryan MacDonald, London, 2003-04
- 2.08 Robert Holsinger, Plymouth, 1998-99
- Ken Appleby, Oshawa, 2014-15

Most Wins, One Season

- 46 Andrew Engelage, Windsor 2008-09
- Michael Houser, London 2011-12
- 45 Steve Mason, London, 2006-07
- 44 Adam Dennis, London, 2005-06

Most Shutouts, One Season

- 10 Mark Visentin, Niagara, 2011-12
- 9 Don Lockhart, Toronto, 1949-50
- 8 Len Broderick, Toronto, 1956-57
- Gerald Coleman, London, 2004-05
- 7 Dan Turple, Kitchener, 2005-06
- Thomas McCollum, Guelph/Brampton, 2008-09
- Jack Flinn, Mississauga, 2015-16;
- Michael DiPietro, Windsor 2017-18

Longest Consecutive Point Scoring Streak (Games)

- 55 Doug Gilmour, Cornwall, Oct. 19, 1982 through Feb. 27, 1983
- 52 Jim Fox, Ottawa, Sept. 20, 1979 through March 14, 1980

Longest Consecutive Goal Scoring Streak (Games)

- 19 Mike Ricci, Peterborough, Oct. 27, 1988 through Dec. 11, 1988
- Alex DeBrincat, Erie, Jan. 24 to March 10, 2017
- 18 Brian Dobbins, London, Nov. 16, 1984 through Jan. 6, 1985

Longest Consecutive Assist Scoring Streak (Games)

- 26 Lee Giffin, Oshawa, Nov. 30, 1986 through March 15, 1987
- 23 Jim Fox, Ottawa, Dec. 14, 1979 through March 14, 1980

Single Game Records

Most Goals, One Game

- 6 Dave Staffen, Ottawa (1973-74)
- Tim Young, Ottawa (1974-75)
- Paul Mancini, Sault Ste. Marie (1977-78)
- Tony Tanti, Oshawa (1980-81)
- Mario Simioni, Toronto (1982-83)
- Garry Lacey, Toronto (1983-84)
- Kevin Conway, Kingston (1983-84)
- Steve Thomas, Toronto (1983-84)
- Jack MacKeigan, Toronto (1985-86)
- Colin Miller, Niagara Falls (1988-89)

Most Assists, One Game

- 9 Mike Kaszycki, Sault Ste. Marie, March 11, 1976 vs. Kitchener
- 7 Ten times

Most Points, One Game

- 11 Mike Kaszycki, Sault Ste. Marie, March 11, 1976 vs. Kitchener, 2 goals, 9 assists)
- 10 Steve Thomas, Toronto, March 11/84 vs. Kingston (6G, 4A)
- Darren Colbourne, Cornwall, Oct. 29/87 vs. Toronto (4G, 6A)

Most Goals, by a Defenceman, One Game

- 5 Al MacInnis, Kitchener, March 13, 1983 vs. Guelph

Most Assists, by a Defenceman, One Game

- 7 Mike O'Connell, Kingston, 1974-75
- 6 Bryan Fogarty, Niagara Falls, Jan. 12, 1989 at North Bay
- Jason Gladney, Kitchener, Oct. 29, 1993 vs. Detroit

Most Points, by a Defenceman, One Game

- 8 Bryan Fogarty, twice, Nov. 11, 88 at Sudbury (3 goals, 5 assists) and Jan. 12, 89 at North Bay (2 goals, 6 assists);
- Andre Benoit, Kitchener, Sept. 19, 2003 vs. Plymouth (4 goals, 4 assists)

Most Goals, by a Rookie, One Game

- 6 Tony Tanti, Oshawa, Jan. 18, 1981 vs. Kitchener
- Colin Miller, Niagara Falls, Oct. 13, 1988 vs. North Bay

Most Points, by a Rookie, One Game

- 8 Dave Simpson, London, Nov. 30/79 vs. Brantford
- Tony Tanti, Oshawa, Jan. 18/81 vs. Kitchener
- Mike Wolak, Kitchener, Dec. 13/85 vs. Sudbury

Most Power-play Goals, One Game

- 5 Bobby Smith, Ottawa, Oct. 2, 1977 vs. Niagara Falls

Most Shorthand Goals, One Game

- 3 Mike Hoffman, Brantford, Dec. 26, 1982 vs. Guelph
- David Bruce, Kitchener, Jan. 6, 1984 vs. Cornwall

Longest Shootout Game

- 38 Dec. 2, 2012, London 4 vs. Mississauga 3 (London 4-3); winner by Seth Griffith vs. Spencer Martin
- 30 Oct. 21, 2022, Ottawa 2 at Sault Ste. Marie 1 (Ottawa 1-0); winner by Gavin Ewles vs. Charlie Schenkel
- 28 Nov. 15, 2008, Windsor 4 at Saginaw 3 (Windsor 2-1); winner by Ron Soucie vs. Edward Pasquale
- Jan. 25, 2017, Ottawa 5 vs. Kingston 4 (Ottawa 2-1), winner by Kyle Auger vs. Jeremy Helvig
- Feb. 17, 2017, Oshawa 5 vs Ottawa 4 (Oshawa 1-0), winner by Kyle MacLean vs. Leo Lazarev
- 26 Nov. 13, 2011, Brampton 3 vs. Ottawa 2 (Brampton 3-2); winner by Brett Mackie vs. Petr Mrazek
- 24 Nov. 1, 2018, Erie 4 at North Bay 3 (Erie 3-2); winner by Brendan Sellan vs. Christian Purboo
- 22 Oct. 15, 2006, Kitchener 4 at London 5 (London 2-1); winner by Adam Hasani vs. John Murray
- 22 Mar. 8, 2007, Kingston 2 at Brampton 3 (Brampton 2-1); winner by Jason Dale vs. Darryl Borden

PERIOD

Fastest Goal, Start of the Game

- 0:05 Paul Gardner, Oshawa, Feb. 13, 1976 vs. Kitchener
- Dave MacQueen, Sudbury, Oct. 20, 1978 vs. Peterborough

Fastest Goal, Start of Period

- 0:04 Doug Synishin, London, Nov. 3, 1989 vs. Niagara Falls, 2nd period
- Petrus Palmu, Owen Sound Attack, Sept. 25 vs Hamilton, 2nd period

Fastest Two Goals, by One Player

- 0:03 Tyler Ertel, North Bay, Jan. 8, 1989 vs. Sudbury, 3rd period at 19:35 and 19:38

Fastest Three Goals, by One Player

- 0:24 Tom McDonell, Ottawa, Dec. 10, 1976 vs. Sudbury, 2nd period at 13:02, 13:12 and 13:26

100-Point Seasons

PLAYER	TM	SEAS.	GP	G	A	PTS.	PLAYER	TM	SEAS.	GP	G	A	PTS.
Smith, Bobby	OTT	77-78	61	69	123	192	Bowler, Bill	WSR	94-95	61	33	102	135
Gretzky, Wayne	SOO	77-78	64	70	112	182	Tavares, John	OSH	06-07	67	72	62	134
Gilmour, Doug	COR	82-83	68	70	107	177	Duguay, Ron	SBY	75-76	61	42	92	134
Kaszycki, Mike	SOO	75-76	66	51	119	170	Cassels, Andrew	OTT	88-89	56	37	97	134
Fox, Jim	OTT	79-80	52	65	101	166	Seguin, Brett	OTT	91-92	64	34	100	134
Goodwin, John	SOO	80-81	68	56	110	166	MacInnis, Ian	COR	82-83	68	59	74	133
Boudreau, Bruce	TOR	74-75	69	68	97	165	Cain, Kelly	WSR	87-88	66	57	76	133
Young, Tim	OTT	74-75	70	56	107	163	Larmer, Steve	NF	80-81	61	55	78	133
Brunette, Andrew	OS	92-93	66	62	100	162	Zezel, Peter	TOR	83-84	68	47	86	133
Lee, Peter	OTT	75-76	66	81	80	161	Jarvis, Doug	PBO	74-75	69	45	88	133
Joly, Yvon	OTT	79-80	67	66	93	159	Teevens, Mark	PBO	84-85	65	43	90	133
Simpson, Dave	LDN	81-82	68	67	88	155	Foy, Matt	OTT	02-03	68	61	71	132
Fogarty, Bryan	NF	88-89	60	47	108	155	Gans, Dave	OSH	83-84	62	56	76	132
MacLean, Dave	BELV	84-85	63	64	90	154	McCroory, Scott	OSH	85-86	66	52	80	132
Godden, Ernie	WSR	80-81	68	87	66	153	Lafreniere, Jason	BELV	85-86	62	49	83	132
Nicholls, Bernie	KGN	80-81	65	63	89	152	Sanko, Ron	KIT	85-86	67	43	89	132
Locke, Corey	OTT	02-03	66	63	88	151	Knight, Keith	KGN	82-83	70	56	75	131
Vaive, Jeff	OTT	81-82	68	56	95	151	Spoltore, John	NB	91-92	66	47	84	131
Cassels, Andrew	OTT	87-88	61	48	103	151	Kostitsyn, Sergei	LDN	06-07	59	40	91	131
Tanti, Tony	OSH	80-81	67	81	69	150	Napier, Mark	TOR	74-75	61	66	64	130
Bullard, Mike	BFD	79-80	66	66	84	150	Conway, Kevin	KGN	83-84	63	65	65	130
Foligno, Mike	SBY	78-79	68	65	85	150	Barnes, Blair	WSR	79-80	66	63	67	130
McCroory, Scott	OSH	86-87	66	51	99	150	Bolland, David	LDN	05-06	59	57	73	130
Lindros, Eric	OSH	90-91	57	71	78	149	Perry, Corey	LDN	04-05	60	47	83	130
Simpson, Sean	OTT	79-80	67	65	84	149	Groulx, Wayne	SOO	82-83	67	44	86	130
Handy, Ron	KGN	82-83	67	52	96	148	Savard, Marc	OSH	96-97	64	43	87	130
Quinn, Dan	BELV	82-83	70	59	88	147	Sarno, Peter	SAR	98-99	68	37	93	130
Simon, Todd	NF	91-92	66	53	93	146	Crawford, Bobby	OSH	79-80	68	61	68	129
Maruk, Dennis	LDN	74-75	65	66	79	145	Donati, Tyler	BELV	06-07	66	54	75	129
Kane, Patrick	LDN	06-07	58	62	83	145	Gorman, Dave	STC	73-74	69	53	76	129
Wren, Bob	DET	92-93	63	57	88	145	Reinhart, Paul	KIT	78-79	66	51	78	129
Schremp, Rob	LDN	05-06	57	57	88	145	Strome, Dylan	ER	14-15	68	45	84	129
Drulia, Stan	NF	88-89	47	52	93	145	Goodwin, John	SOO	78-79	68	43	86	129
Salmon, Tim	KGN	83-84	69	45	100	145	Gatzos, Steve	SOO	80-81	68	78	50	128
Gardner, Paul	OSH	75-76	65	69	75	144	Cunneyworth, Randy	OTT	80-81	67	54	74	128
McCarthy, Tom	OSH	78-79	63	69	75	144	Taylor, Chris	LDN	90-91	65	50	78	128
Groulx, Wayne	SOO	84-85	64	59	85	144	Wolski, Wojtek	BRA	05-06	56	47	81	128
Foster, Dwight	KIT	76-77	64	60	83	143	Brown, Connor	ER	13-14	68	45	83	128
Sheppard, Ray	COR	85-86	63	81	61	142	Acton, Keith	PBO	77-78	68	42	86	128
Ciccarelli, Dino	LDN	77-78	68	72	70	142	DeBrincat, Alex	ER	16-17	63	65	62	127
Allison, Jason	LDN	93-94	56	55	87	142	Burr, Shawn	KIT	85-86	59	60	67	127
Ludzik, Steve	NF	80-81	58	50	92	142	Primeau, Keith	NF	89-90	65	57	70	127
Brown, Kevin	DET	92-93	62	50	91	141	McCarty, Darren	BELV	91-92	65	55	72	127
Tucker, John	KIT	82-83	70	60	80	140	Linseman, Ken	KGN	76-77	63	53	74	127
Howson, Scott	KGN	80-81	66	57	83	140	Fox, Jim	OTT	77-78	59	44	83	127
Linseman, Steve	BELV	84-85	61	57	83	140	Labanc, Kevin	BAR	15-16	65	39	88	127
Presley, Wayne	KIT	83-84	70	63	76	139	Lee, Peter	OTT	74-75	70	68	58	126
McCourt, Dale	STC	76-77	66	60	79	139	Millar, Mike	HAM	84-85	63	66	60	126
Rutland, Art	SOO	78-79	65	59	80	139	Tanti, Tony	OSH	81-82	57	62	64	126
McCourt, Dale	HAM	75-76	66	55	84	139	MacQueen, Dave	SBY	78-79	65	60	66	126
Savard, Marc	OSH	94-95	66	43	96	139	Dawe, Jason	PBO	92-93	59	58	68	126
Lemay, Moe	OTT	81-82	62	68	70	138	Tottle, Scott	PBO	84-85	64	55	71	126
Tavella, John	SOO	75-76	64	67	70	137	McCourt, Dale	HAM	74-75	69	52	74	126
Bonar, Graeme	SOO	84-85	66	66	71	137	Driscoll, Steve	COR	82-83	64	49	77	126
Groulx, Wayne	SOO	83-84	70	59	78	137	O'Neill, Jeff	GUE	93-94	66	45	81	126
Peake, Pat	DET	92-93	46	58	78	136	Marner, Mitchell	LDN	14-15	63	44	82	126
Harding, Mike	PBO	92-93	66	54	82	136	Corpse, Keli	KGN	93-94	63	42	84	126
Gualazzi, Brian	SOO	78-79	68	75	60	135	Farelli, Cary	SOO	73-74	70	51	74	125
Schutt, Rod	SBY	75-76	63	72	63	135	Simon, Todd	NF	90-91	65	51	74	125
Smith, Bobby	OTT	76-77	64	65	70	135	Evans, Doug	PBO	83-84	61	45	79	124
LaVallee, Kevin	BFD	79-80	65	65	70	135	O'Neill, Jeff	GUE	94-95	57	43	81	124
Valiquette, Jack	SOO	73-74	69	63	72	135	Azevedo, Justin	KIT	07-08	67	43	81	124
Ling, David	KGN	94-95	62	61	74	135	Johnston, Wyatt	WSR	21-22	68	46	78	124
McKegney, Tony	KGN	76-77	66	58	77	135	Williams, Sean	OSH	87-88	65	58	65	123
Brown, Kevin	DET	93-94	57	54	81	135	Leroux, Gerry	WSR	77-78	68	57	66	123
Soccio, Len	NB	87-88	66	53	82	135	Maltais, Steve	COR	88-89	58	53	70	123
Adduono, Rick	STC	73-74	70	51	84	135	Shedden, Doug	SOO	80-81	66	51	72	123
Tonelli, John	TOR	74-75	70	49	86	135	Paiement, Wilf	STC	73-74	70	50	73	123

100-Point Seasons

PLAYER	TM	SEAS.	GP	G	A	PTS.	PLAYER	TM	SEAS.	GP	G	A	PTS.
Bowler, Bill	WSR	93-94	66	47	76	123	Ricci, Mike	PBO	89-90	60	52	64	116
Conway, Kevin	SOO	82-83	67	57	65	122	Keefe, Sheldon	BAR	98-99	66	51	65	116
LaFrance, Darryl	OSH	94-95	57	55	67	122	Bellows, Brian	KIT	80-81	66	49	67	116
Taylor, Chris	LDN	91-92	66	48	74	122	Cloutier, Sylvain	GUE	93-94	66	45	71	116
Ollson, John	OTT	82-83	68	46	76	122	Spezza, Jason	WSR	00-01	56	43	73	116
Terrion, Greg	BFD	79-80	67	44	78	122	Marner, Mitchell	LDN	15-16	57	39	77	116
Rowbotham, Dave	OTT	87-88	65	43	79	122	Crossman, Doug	OTT	79-80	66	20	96	116
Miehm, Kevin	OSH	88-89	63	43	79	122	Cleary, Daniel	BELV	95-96	64	53	62	115
Thornton, Joe	SOO	96-97	59	41	81	122	Luchuk, Aaron	BAR	17-18	68	50	65	115
Winch, Jason	NF	90-91	66	40	82	122	Mitchell, Larry	COR	87-88	66	49	66	115
Simioni, Mario	TOR	82-83	66	62	59	121	Bes, Jeff	GUE	92-93	59	48	67	115
Lothead, Bill	OSH	73-74	62	57	64	121	Sullivan, Doug	KIT	78-79	68	38	77	115
Farelli, Cary	SOO	74-75	69	56	65	121	Skinner, Larry	OTT	75-76	59	37	78	115
Gagner, Dave	BFD	82-83	70	55	66	121	Yachmenev, Vitali	NB	93-94	66	61	53	114
Acton, Keith	PBO	76-77	65	52	69	121	Crombeen, Mike	KGN	74-75	69	56	58	114
Drulia, Stan	HAM	87-88	65	52	69	121	Roche, Dave	WSR	94-95	66	55	59	114
Dvorak, Christian	LDN	15-16	59	52	69	121	Siltala, Mike	KGN	82-83	50	53	61	114
Keefe, Sheldon	BAR	99-00	66	48	73	121	Crawford, Wayne	TOR	79-80	64	48	66	114
Thompson, Wayne	LDN	79-80	68	47	74	121	McCauley, Chris	LDN	81-82	66	47	67	114
Bowler, Bill	WSR	92-93	57	44	77	121	Larmer, Steve	NF	79-80	67	45	69	114
Lamoureux, Mitch	OSH	81-82	66	43	78	121	Marshall, Paul	BFD	78-79	67	42	72	114
Gretzky, Brent	BELV	91-92	62	43	78	121	Wolak, Mike	WSR	87-88	63	42	72	114
Woods, Paul	SOO	74-75	62	37	84	121	McGrath, Evan	KIT	05-06	67	37	77	114
Sarno, Peter	WSR	97-98	64	33	88	121	Taylor, Tim	LDN	88-89	61	34	80	114
MacLellan, Scott	WSR	82-83	66	32	89	121	Brazeau, Justin	NB	18-19	68	61	52	113
Rivers, Jamie	SBY	93-94	65	32	89	121	Edmonds, Lucas	KGN	21-22	68	34	79	113
Lowry, Dave	LDN	84-85	61	60	60	120	Shevalier, Jeff	NB	92-93	62	59	54	113
Dillon, Gary	TOR	78-79	59	57	63	120	McLaren, Don	OTT	83-84	70	53	60	113
Milley, Norm	SBY	98-99	68	52	68	120	Sullivan, Steve	SOO	93-94	63	51	62	113
Butorac, Tony	SOO	80-81	67	50	70	120	Intranoovo, Ralph	SOO	91-92	65	50	63	113
Morrison, Scott	LDN	83-84	70	47	73	120	Peca, Michael	OTT	93-94	55	50	63	113
McDavid, Connor	ER	14-15	47	44	76	120	Anderson, John	TOR	74-75	70	49	64	113
McBain, Andrew	NB	82-83	67	33	87	120	Boudreau, Bruce	TOR	73-74	53	46	67	113
Goodall, Rob	LDN	87-88	62	63	56	119	Grimes, Jake	BELV	91-92	66	44	69	113
Evans, Daryl	BFD	80-81	63	61	58	119	Perry, Corey	LDN	03-04	66	40	73	113
MacLean, Brett	OSH	07-08	61	61	58	119	Linseman, Ken	KGN	75-76	65	61	51	112
Anderson, John	TOR	76-77	64	57	62	119	McCauley, Alyn	OTT	96-97	50	56	56	112
DiPietro, Paul	SBY	89-90	66	56	63	119	Joly, Yvon	OTT	78-79	66	53	59	112
Bertuzzi, Todd	GUE	94-95	62	54	65	119	MacKeigan, Jack	TOR	85-86	66	53	59	112
Brown, Jim	OS	92-93	60	53	66	119	Evans, Paul	KIT	73-74	69	52	60	112
Lamoureux, Mitch	OSH	80-81	63	50	69	119	Rhiness, Brad	KGN	75-76	65	52	60	112
Gilmour, Doug	COR	81-82	67	46	73	119	Muller, Kirk	GUE	82-83	66	52	60	112
McLlwain, Dave	NB	86-87	60	46	73	119	Milley, Norm	SBY	99-00	68	52	60	112
Brand, Aaron	SAR	95-96	66	46	73	119	Keating, Mike	STC	76-77	65	51	61	112
Stenlund, Vern	LDN	75-76	64	44	75	119	MacRae, Jim	LDN	77-78	68	50	62	112
Morrison, Scott	LDN	82-83	65	44	75	119	Maruk, Dennis	LDN	73-74	69	47	65	112
Ludzick, Steve	NF	79-80	67	43	76	119	Vanderburgh, Scott	BFD	79-80	63	44	68	112
Gallant, Trevor	KIT	93-94	66	39	80	119	Frost, Morgan	SOO	17-18	67	42	70	112
Bradley, Brian	LDN	82-83	67	37	82	119	Firth, Jason	KIT	90-91	62	41	71	112
Pearson, Rob	OSH	90-91	51	63	55	118	Tenute, Joey	SAR	02-03	68	41	71	112
Simioni, Mario	TOR	81-82	68	58	60	118	Haggerty, Sean	DET	95-96	66	60	51	111
Locke, Corey	OTT	03-04	65	51	67	118	Mason, Ric	PBO	76-77	62	53	58	111
Barnes, Blair	WSR	78-79	67	42	76	118	Nolan, Owen	COR	89-90	58	51	60	111
Simpson, Sean	OTT	78-79	59	42	76	118	Caputi, Luca	NIAG	07-08	66	51	60	111
Allison, Jason	LDN	92-93	66	42	76	118	Seiling, Ric	STC	76-77	62	50	61	111
Tavares, John	OSH	07-08	59	40	78	118	Perlini, Fred	TOR	81-82	68	47	64	111
Wellwood, Kyle	BELV	00-01	68	35	83	118	Zamuner, Rob	GUE	88-89	66	46	65	111
Gagner, Sam	LDN	06-07	53	35	83	118	Hunter, Dale	SBY	78-79	59	42	69	111
Jarrett, Brent	WSR	79-80	63	30	88	118	St. Aubin, Joey	KIT	90-91	63	40	71	111
Marengere, Steve	OTT	77-78	65	25	93	118	Strome, Dylan	ER	15-16	56	37	74	111
Kerins, Rory	SOO	21-22	67	43	75	118	Perfetti, Cole	SAG	19-20	61	37	74	111
LaRose, Chad	PLY	02-03	67	61	56	117	Evangelista, Luke	LDN	21-22	62	55	56	111
Lucas, Dan	SOO	77-78	61	50	67	117	Cassidy, Bruce	OTT	82-83	70	25	86	111
Biggs, Don	OSH	84-85	60	48	69	117	Seguin, Brett	OTT	90-91	63	24	87	111
Gilmore, Dave	LDN	93-94	61	48	69	117	Tottle, Scott	PBO	83-84	70	63	47	110
Robertson, Jason	NIAG	18-19	62	48	69	117	Cirone, Jason	WSR	90-91	63	58	52	110
Hunter, Dylan	LDN	05-06	62	32	85	117	Prokopec, Mike	GUE	93-94	66	52	58	110
MacDonald, Jason	OS	93-94	66	55	61	116	Robinson, Nathan	BELV	01-02	67	47	63	110

100-Point Seasons

PLAYER	TM	SEAS.	GP	G	A	PTS.	PLAYER	TM	SEAS.	GP	G	A	PTS.
Patey, Doug	SOO	75-76	59	45	65	110	Fisher, Mike	SBY	98-99	68	41	65	106
St. Pierre, Martin	GUE	03-04	68	45	65	110	Shvidki, Denis	BAR	99-00	61	41	65	106
Uniacke, Richard	SOO	96-97	66	44	66	110	Hall, Taylor	WSR	09-10	57	40	66	106
Duncanson, Craig	COR	85-86	61	43	67	110	Adduono, Jeremy	SBY	97-98	66	37	69	106
Miller, Colin	SOO	91-92	66	37	73	110	Reid, Jeff	NEW	92-93	64	36	70	106
Felhaber, Tye	OTT	18-19	68	59	50	109	Strome, Ryan	NIAG	10-11	65	33	73	106
MacLean, Dave	BELV	83-84	70	58	51	109	Stamkos, Steven	SAR	07-08	61	58	47	105
Gratton, Chris	KGN	92-93	58	55	54	109	Legwand, David	PLY	97-98	59	54	51	105
Smyth, Brad	LDN	92-93	66	54	55	109	Yachmenev, Vitali	NB	94-95	59	53	52	105
MacRae, Jim	LDN	76-77	66	50	59	109	Goodall, Ron	KIT	86-87	66	52	53	105
Currie, Dan	SOO	87-88	57	50	59	109	Russell, Bob	SBY	74-75	69	51	54	105
Trocheck, Vincent	PLY	12-13	63	50	59	109	Thomas, Steve	TOR	83-84	70	51	54	105
Donati, Justin	TOR	05-06	62	46	63	109	MacKenzie, Jean-Marc	LDN	86-87	63	49	56	105
Osborne, Keith	NF	88-89	65	45	64	109	Dionne, Gilbert	KIT	89-90	64	48	57	105
Wren, Bob	DET	93-94	57	45	64	109	Gallant, Trevor	NB	95-96	63	47	58	105
Larter, Tyler	SOO	87-88	65	44	65	109	Norman, Todd	GUE	96-97	66	47	58	105
Duguay, Ron	SBY	76-77	61	43	66	109	Taylor, Chris	LDN	89-90	66	45	60	105
Little, Bryan	BAR	05-06	64	42	67	109	Harding, Mike	PBO	91-92	64	44	61	105
Raddysch, Taylor	ER	16-17	58	42	67	109	Tkaczuk, Daniel	BAR	98-99	58	43	62	105
Dvorak, Christian	LDN	14-15	66	41	68	109	Spezza, Jason	BELV	01-02	53	42	63	105
Kyrou, Jordan	SAR	17-18	56	39	70	109	Gans, Dave	OSH	82-83	64	41	64	105
Freer, Mark	PBO	87-88	63	38	71	109	Fraser, Iain	OSH	89-90	56	40	65	105
Cahill, Darcy	SBY	89-90	58	38	71	109	Tavares, John	LDN	08-09	56	58	46	104
Frost, Morgan	SOO	18-19	58	37	72	109	DeBrincat, Alex	ER	14-15	68	51	53	104
Loiselle, Claude	WSR	81-92	68	36	73	109	McColgan, Gary	OSH	85-86	57	49	55	104
Evans, Shawn	PBO	83-84	67	21	88	109	Hinks, Rod	SBY	92-93	64	47	57	104
Trimper, Tim	PBO	78-79	66	62	46	108	Schutt, Rod	SBY	74-75	69	43	61	104
Stockman, Steve	LDN	76-77	66	59	49	108	Mangiapane, Andrew	BAR	14-15	68	43	61	104
Toffoli, Tyler	OTT	10-11	68	57	51	108	Kontos, Chris	TOR	81-82	71	42	62	104
Larmer, Jeff	KIT	80-81	68	54	54	108	Newbury, Kris	SAR	01-02	66	42	62	104
Dawe, Jason	PBO	91-92	66	53	55	108	Kirkham, Glen	OSH	75-76	64	41	63	104
Tocchet, Rick	SOO	83-84	64	44	64	108	Stapleton, Mike	COR	85-86	56	39	65	104
Renzi, Mike	BELV	01-02	68	44	64	108	Jinman, Lee	NB	94-95	63	39	65	104
Gilbert, Greg	TOR	81-82	65	41	67	108	Skalde, Jarrod	OSH	90-91	55	38	66	104
Colagiacomo, Adam	PLY	98-99	67	40	68	108	St. Aubin, Joey	KIT	89-90	66	36	68	104
McClelland, Kevin	NF	80-81	68	36	72	108	Armstrong, Tim	TOR	85-86	64	35	69	104
Seguin, Brett	OTT	89-90	63	28	80	108	Yelle, Stephane	OSH	93-94	66	35	69	104
Akeson, Jason	KIT	10-11	67	24	84	108	Radivojevic, Branko	BELV	00-01	61	34	70	104
Sarault, Charles	SAR	12-13	68	22	86	108	Gardner, Bill	PBO	78-79	68	33	71	104
Fox, Dane	ER	13-14	67	64	43	107	Eastman, Dan	LDN	76-77	66	31	73	104
Haas, David	WSR	87-88	63	60	47	107	Hunter, Dylan	LDN	04-05	67	31	73	104
Richard, Mike	TOR	86-87	66	57	50	107	Maloney, Don	KIT	77-78	62	30	74	104
Bukowski, Mike	COR	84-85	62	53	54	107	Druken, Harold	PLY	98-99	60	58	45	103
Hancock, Kevin	LDN	18-19	70	52	55	107	Seroski, Joe	SOO	96-97	61	54	49	103
Bullard, Mike	BFD	80-81	42	47	60	107	Ciccarelli, Dino	LDN	79-80	62	50	53	103
Jaspers, Jason	SBY	99-00	68	46	61	107	Bulis, Jan	BAR	96-97	64	42	61	103
Leach, Jamie	NF	88-89	58	45	62	107	Adams, Stan	NF	77-78	65	41	62	103
MacPherson, B.J.	NB	93-94	59	42	65	107	McCosh, Shawn	NF	88-89	56	41	62	103
Little, Bryan	BAR	06-07	57	41	66	107	Fox, Jim	OTT	78-79	53	37	66	103
Verbeek, Pat	SBY	82-83	61	40	67	107	Marengere, Steve	OTT	78-79	63	35	68	103
Himelfarb, Eric	KGN	03-04	67	37	70	107	Quenneville, Joel	WSR	77-78	66	27	76	103
Brophey, Evan	PLY	06-07	68	36	71	107	Cousins, Nick	SOO	12-13	64	27	76	103
Letowski, Trevor	SAR	96-97	55	35	72	107	Rowe, Randy	BELV	00-01	63	64	38	102
Corpse, Keli	KGN	92-93	54	32	75	107	Sim, Jon	SAR	95-96	63	56	46	102
Tkachuk, Matthew	LDN	15-16	57	30	77	107	Cimetta, Robert	TOR	88-89	50	55	47	102
Seguin, Steve	PBO	83-84	67	55	51	106	Chitaroni, Mario	SBY	86-87	63	54	48	102
Ricci, Mike	PBO	88-89	60	54	52	106	Kaliyev, Arthur	HAM	18-19	67	51	51	102
King, Derek	OSH	86-87	57	53	53	106	Hollis, Scott	OSH	92-93	62	49	53	102
Mangiapane, Andrew	BAR	15-16	59	51	55	106	Uniacke, Richard	SOO	95-96	66	48	54	102
Burridge, Randy	PBO	84-85	66	49	57	106	McMichael, Connor	LDN	19-20	52	47	55	102
Seguin, Tyler	PLY	09-10	63	48	58	106	Sgarbossa, Michael	SBY	11-12	66	47	55	102
Young, Tim	OTT	73-74	69	45	61	106	Crawford, Wayne	TOR	80-81	65	44	58	102
LaFrance, Darryl	OSH	93-94	61	45	61	106	McKendry, Alex	SBY	75-76	65	43	59	102
MacIntyre, Dunc	BELV	84-85	66	44	62	106	Ryan, Bobby	OS	06-07	63	43	59	102
Roberts, Gary	OTT	84-85	59	44	62	106	Gavey, Aaron	SOO	93-94	60	42	60	102
Armstrong, Derek	SBY	92-93	66	44	62	106	Mann, Cameron	PBO	95-96	66	42	60	102
Gardner, Bill	PBO	79-80	59	43	63	106	McCauley, Bill	DET	94-95	66	41	61	102
Washburn, Steve	OTT	94-95	63	43	63	106	Jones, Ben	NIAG	18-19	68	41	61	102

100-Point Seasons

PLAYER	TM	SEAS.	GP	G	A	PTS.	PLAYER	TM	SEAS.	GP	G	A	PTS.
Dillon, Gary	TOR	76-77	64	40	62	102	Tomlak, Mike	COR	84-85	66	30	70	100
Bes, Jeff	GUE	91-92	62	40	62	102	O'Grady, Bruce	SOO	74-75	70	28	72	100
Purves, John	NB	88-89	47	39	63	102	Johnson, Jamie	OSH	02-03	68	24	76	100
Peca, Michael	OTT	92-93	55	38	64	102							
Thomas, Akil	NIAG	18-19	63	38	64	102							
Horachek, Peter	OSH	79-80	68	35	67	102							
Schnarr, Nate	GUE	18-19	65	34	68	102							
Montanari, Mark	KIT	88-89	64	33	69	102							
Domi, Max	LDN	14-15	57	32	70	102							
Coffey, Paul	KIT	79-80	75	29	73	102							
Andreychuk, Dave	OSH	81-82	67	58	43	101							
Shevalier, Jeff	NB	93-94	64	52	49	101							
DeBrincat, Alex	ER	15-16	60	51	50	101							
Kosmachuk, Scott	GUE	13-14	68	49	52	101							
Yakupov, Nail	SAR	10-11	65	49	52	101							
Gagne, Paul	WSR	79-80	65	48	53	101							
Hollis, Scott	OSH	91-92	66	47	54	101							
Ferguson, Tim	COR	84-85	66	46	55	101							
Smith, Doug	OTT	80-81	54	45	56	101							
Morrison, Justin	KGN	90-91	61	44	57	101							
Terry, Chris	PLY	07-08	68	44	57	101							
McLellan, Scott	PBO	82-83	65	43	58	101							
Higgins, Tim	OTT	77-78	50	41	60	101							
Lacey, Garry	TOR	83-84	59	41	60	101							
Vaive, Jeff	OTT	82-83	64	40	61	101							
Hooey, Todd	WSR	81-82	68	39	62	101							
Colley, Kevin	OSH	98-99	63	39	62	101							
Puhalski, Greg	LDN	85-86	58	38	63	101							
Noble, Jeff	KIT	87-88	55	37	64	101							
Peplinski, Jim	TOR	79-80	67	35	66	101							
Gretzky, Keith	HAM	86-87	64	35	66	101							
Jarvis, Wes	WSR	77-78	65	34	67	101							
Morrison, Mike	KIT	85-86	59	34	67	101							
Farelli, Cary	TOR	75-76	66	33	68	101							
Stillman, Cory	WSR	90-91	64	31	70	101							
Konecny, Travis	SAR	15-16	60	30	71	101							
Felix, Chris	SOO	84-85	63	29	72	101							
Ellis, Ryan	WSR	10-11	58	24	77	101							
Coe, Brandon	NB	21-22	62	34	67	101							
Errey, Bob	PBO	82-83	67	53	47	100							
Toffoli, Tyler	OTT	11-12	65	52	48	100							
Harvey, Todd	DET	92-93	55	50	50	100							
Nedved, Zdenek	SBY	93-94	60	50	50	100							
Gibson, Steve	WSR	92-93	60	48	52	100							
MacLean, Brett	OSH	06-07	68	47	53	100							
Graves, Adam	WSR	86-87	66	45	55	100							
Crombie, Chris	LDN	91-92	66	45	55	100							
Martin, Terry	LDN	74-75	70	43	57	100							
Kuwabara, Ryan	OTT	91-92	66	43	57	100							
Reid, Jeff	COR	91-92	65	43	57	100							
Hazlett, Steve	STC	76-77	66	42	58	100							
Brown, Kevin	NF	91-92	64	42	58	100							
Brown, Kevin	NF	92-93	63	42	58	100							
Suzuki, Nick	OS	17-18	64	42	58	100							
Combs, Jack	SAG	07-08	67	42	58	100							
Halyk, Chris	PBO	78-79	67	41	59	100							
Wellwood, Kyle	WSR	02-03	57	41	59	100							
Bradley, Brian	LDN	83-84	49	40	60	100							
Tucker, John	KIT	83-84	39	40	60	100							
Roche, Dave	PBO	92-93	56	40	60	100							
Swift, Michael	NIAG	07-08	68	38	62	100							
Firth, Jason	KIT	89-90	63	36	64	100							
Mascherin, Adam	KIT	16-17	65	35	65	100							
Morrison, Logan	HAM	21-22	60	34	66	100							
Sisca, Daniel	SAR	03-04	67	34	66	100							
Davidson, Sean	TOR	88-89	66	32	68	100							
Giffin, Lee	OSH	86-87	48	31	69	100							
Wilson, Rik	KGN	80-81	68	30	70	100							

50-Goal Seasons

PLAYER	TM	SEAS.	GP	G	PLAYER	TM	SEAS.	GP	G
Godden, Ernie	WSR	80-81	68	87	Felhaber, Tye	OTT	18-19	68	59
Lee, Peter	OTT	75-76	66	81	Groulx, Wayne	SOO	84-85	64	59
Sheppard, Ray	COR	85-86	63	81	Groulx, Wayne	SOO	83-84	70	59
Tanti, Tony	OSH	80-81	67	81	Halverson, Trevor	NB	90-91	64	59
Gatzos, Steve	SOO	80-81	68	78	MacInnis, Ian	COR	82-83	68	59
Gualazzi, Brian	SOO	78-79	68	75	Quinn, Dan	BELV	82-83	70	59
Ciccarelli, Dino	LDN	77-78	68	72	Rutland, Art	SOO	78-79	65	59
Schutt, Rod	SBY	75-76	63	72	Shevalier, Jeff	NB	92-93	62	59
Tavares, John	OSH	06-07	67	72	Stockman, Steve	LDN	76-77	66	59
Lindros, Eric	OSH	90-91	57	71	Andreychuk, Dave	OSH	81-82	67	58
Gilmour, Doug	COR	82-83	68	70	Dawe, Jason	PBO	92-93	59	58
Gretzky, Wayne	SOO	77-78	64	70	Druken, Harold	PLY	98-99	60	58
Gardner, Paul	OSH	75-76	65	69	Laforest, Bob	NB	82-83	65	58
McCarthy, Tom	OSH	78-79	63	69	MacLean, Dave	BELV	83-84	70	58
Smith, Bobby	OTT	77-78	61	69	McKegney, Tony	KGN	76-77	66	58
Boudreau, Bruce	TOR	74-75	69	68	Peake, Pat	DET	92-93	46	58
Lee, Peter	OTT	74-75	70	68	Simioni, Mario	TOR	81-82	68	58
Lemay, Moe	OTT	81-82	62	68	Stamkos, Steven	SAR	07-08	61	58
Simpson, Dave	LDN	81-82	68	67	Tavares, John	LDN	08-09	56	58
Tavella, John	SOO	75-76	64	67	Williams, Sean	OSH	87-88	65	58
Bonar, Graeme	SOO	84-85	66	66	Anderson, John	TOR	76-77	64	57
Bullard, Mike	BFD	79-80	66	66	Bolland, David	LDN	05-06	59	57
Joly, Yvon	OTT	79-80	67	66	Cain, Kelly	WSR	87-88	66	57
Maruk, Dennis	LDN	74-75	65	66	Conway, Kevin	SOO	82-83	67	57
Millar, Mike	HAM	84-85	63	66	Dillon, Gary	TOR	78-79	59	57
Napier, Mark	TOR	74-75	61	66	Howson, Scott	KGN	80-81	66	57
Conway, Kevin	KGN	83-84	63	65	Leroux, Gerry	WSR	77-78	68	57
DeBrincat, Alex	ER	16-17	63	65	Linseman, Steve	BELV	84-85	61	57
Foligno, Mike	SBY	78-79	68	65	Lothead, Bill	OSH	73-74	62	57
Fox, Jim	OTT	79-80	52	65	Novoseltsev, Ivan	SAR	98-99	68	57
LaVallee, Kevin	BFD	79-80	65	65	Payne, Steve	OTT	77-78	52	57
Simpson, Sean	OTT	79-80	67	65	Pearson, Rob	OSH	90-91	41	57
Smith, Bobby	OTT	76-77	64	65	Primeau, Keith	NF	89-90	65	57
Fox, Dane	ER	13-14	67	64	Richard, Mike	TOR	86-87	66	57
MacLean, Dave	BELV	84-85	63	64	Schremp, Rob	LDN	05-06	57	57
Rowe, Randy	BELV	00-01	63	64	Toffoli, Tyler	OTT	10-11	68	57
Barnes, Blair	WSR	79-80	66	63	Wren, Bob	DET	92-93	63	57
Goodall, Ron	LDN	87-88	62	63	Crombeen, Mike	KGN	74-75	69	56
Locke, Corey	OTT	02-03	66	63	DiPietro, Paul	SBY	89-90	66	56
Nicholls, Bernie	KGN	80-81	65	63	Farelli, Cary	SOO	74-75	69	56
Presley, Wayne	KIT	83-84	70	63	Gans, Dave	OSH	83-84	62	56
Tottle, Scott	PBO	83-84	70	63	Goodwin, John	SOO	80-81	68	56
Valiquette, Jack	SOO	73-74	69	63	Knight, Keith	KGN	82-83	70	56
Boucher, Reid	SAR	12-13	68	62	McCauley, Alyn	OTT	96-97	50	56
Brunette, Andrew	OS	92-93	66	62	Sim, Jon	SAR	95-96	63	56
Kane, Patrick	LDN	06-07	58	62	Sim, Jon	SAR	96-97	64	56
Kypreos, Nick	NB	85-86	64	62	Vaive, Jeff	OTT	81-82	68	56
Simioni, Mario	TOR	82-83	66	62	Young, Tim	OTT	74-75	70	56
Tanti, Tony	OSH	81-82	57	62	Allison, Jason	LDN	93-94	56	55
Trimper, Tim	PBO	78-79	66	62	Cimetta, Robert	TOR	88-89	50	55
Brazeau, Justin	NB	18-19	68	61	Delisle, Miguel	OTT	01-02	67	55
Crawford, Bobby	OSH	79-80	68	61	Evangelista, Luke	LDN	21-22	62	55
Evans, Daryl	BFD	80-81	63	61	Gagner, Dave	BFD	82-83	70	55
Foy, Matt	OTT	02-03	68	61	Gratton, Chris	KGN	92-93	58	55
LaRose, Chad	PLY	02-03	67	61	LaFrance, Darryl	OSH	94-95	57	55
Ling, David	KGN	94-95	62	61	Larmer, Steve	NF	80-81	61	55
Linseman, Ken	KGN	75-76	65	61	MacDonald, Jason	OS	93-94	66	55
MacLean, Brett	OSH	07-08	61	61	Mailoux, Rob	KGN	97-98	65	55
Yachmenev, Vitali	NB	93-94	66	61	McCarty, Darren	BELV	91-92	65	55
Burr, Shawn	KIT	85-86	59	60	McCourt, Dale	HAM	75-76	66	55
Foster, Dwight	KIT	76-77	64	60	Robertson, Nick	PBO	19-20	46	55
Haas, David	WSR	87-88	63	60	Roche, Dave	WSR	94-95	66	55
Haggerty, Sean	DET	95-96	66	60	Seguin, Steve	PBO	83-84	67	55
Lowry, Dave	LDN	84-85	61	60	Tottle, Scott	PBO	84-85	64	55
MacQueen, Dave	SBY	78-79	65	60	Bertuzzi, Todd	GUE	94-95	62	54
McCourt, Dale	STC	76-77	66	60	Brown, Kevin	DET	93-94	57	54
Tucker, John	KIT	82-83	70	60	Chitaroni, Mario	SBY	86-87	63	54
Di Muzio, Frank	OTT	86-87	61	59	Corriveau, Yvon	TOR	85-86	59	54

50-Goal Seasons

PLAYER	TM	SEAS.	GP	G	PLAYER	TM	SEAS.	GP	G
Cunneyworth, Randy	OTT	80-81	67	54	Larmer, Jeff	KIT	81-82	49	51
Donati, Tyler	BELV	06-07	66	54	Locke, Corey	OTT	03-04	65	51
Harding, Mike	PBO	92-93	66	54	Mangiapane, Andrew	BAR	15-16	59	51
Larmer, Jeff	KIT	80-81	68	54	McCrary, Scott	OSH	86-87	66	51
Legwand, David	PLY	97-98	59	54	Nolan, Owen	COR	89-90	58	51
Mancini, Paul	SOO	77-78	67	54	Reinhart, Paul	KIT	78-79	66	51
Ricci, Mike	PBO	88-89	60	54	Russell, Bob	SBY	74-75	69	51
Seroski, Joe	SOO	96-97	61	54	Shedden, Doug	SOO	80-81	66	51
Smyth, Brad	LDN	92-93	66	54	Simon, Todd	NF	90-91	65	51
Spiridonov, Maxim	LDN	97-98	66	54	Sullivan, Steve	SOO	93-94	63	51
Thomas, Christian	OSH	10-11	66	54	Thomas, Steve	TOR	83-84	70	51
Angelidis, Mike	OS	05-06	68	53	Amadio, Mike	NB	15-16	68	50
Bonar, Graeme	PBO	85-86	56	53	Brown, Kevin	DET	92-93	62	50
Brown, Jim	OS	92-93	60	53	Butorac, Tony	SOO	80-81	67	50
Bukowski, Mike	COR	84-85	62	53	Ciccarelli, Dino	LDN	79-80	62	50
Cameron, Bryan	BAR	09-10	62	53	Currie, Dan	SOO	87-88	57	50
Cleary, Daniel	BELV	95-96	64	53	Findlay, Tim	WSR	95-96	64	50
Dawe, Jason	PBO	91-92	66	53	Handy, Ron	KGN	81-82	64	50
Eatough, Jeff	COR	81-82	66	53	Harvey, Todd	DET	92-93	55	50
Errey, Bob	PBO	82-83	67	53	Hull, Jody	PBO	87-88	60	50
Gorman, Dave	STC	73-74	69	53	Intranuovo, Ralph	SOO	91-92	65	50
Joly, Yvon	OTT	78-79	66	53	Lamoureux, Mitch	OSH	80-81	63	50
King, Derek	OSH	86-87	57	53	Laurence, Don	KIT	75-76	59	50
Linseman, Ken	KGN	76-77	63	53	Lucas, Dan	SOO	77-78	61	50
MacKeigan, Jack	TOR	85-86	66	53	Luchuk, Aaron	BAR	17-18	68	50
Maltais, Steve	COR	88-89	58	53	Ludzik, Steve	NF	80-81	58	50
Mason, Ric	PBO	76-77	62	53	MacRae, Jim	LDN	76-77	66	50
McLaren, Don	OTT	83-84	70	53	MacRae, Jim	LDN	77-78	68	50
Pecker, Cory	ER	01-02	56	53	Maltby, Kirk	OS	91-92	64	50
Reid, Jarrett	SOO	91-92	61	53	McEwen, Dennis	LDN	88-89	64	50
Siltala, Mike	KGN	82-83	50	53	Millar, Mike	BFD	83-84	69	50
Simon, Todd	NF	91-92	66	53	Miller, Keith	GUE	86-87	66	50
Soccio, Len	NB	87-88	66	53	Miskolczi, Ted	OS	90-91	67	50
Yachmenev, Vitali	NB	94-95	59	53	Nedved, Zdenek	SBY	93-94	60	50
Acton, Keith	PBO	76-77	65	52	Othmann, Brennan	FLNT	21-22	66	50
Bruce, David	KIT	83-84	62	52	Ott, Steve	WSR	00-01	55	50
Callahan, Ryan	GUE	05-06	62	52	Paiement, Wilf	STC	73-74	70	50
Drulia, Stan	NF	88-89	47	52	Parnham, Brett	OSH	08-09	65	50
Drulia, Stan	HAM	87-88	65	52	Peca, Michael	OTT	93-94	55	50
Dvorak, Christian	LDN	15-16	59	52	Ratcliffe, Isaac	GUE	18-19	65	50
Evans, Paul	KIT	73-74	69	52	Skinner, Jeff	KIT	09-10	64	50
Goodall, Ron	KIT	86-87	66	52	Sokolov, Dmitry	BAR	17-18	64	50
Hancock, Kevin	LDN	18-19	70	52	Sulliman, Doug	KIT	77-78	68	50
Handy, Ron	KGN	82-83	67	52	Taylor, Chris	LDN	90-91	65	50
McCourt, Dale	HAM	74-75	69	52	Trocheck, Vincent	PLY	12-13	63	50
McCrary, Scott	OSH	85-86	66	52	Verbeek, Brian	KGN	85-86	62	50
Milley, Norm	SBY	98-99	68	52	Yantsis, Jonathan	KIT	18-19	68	50
Milley, Norm	SBY	99-00	68	52					
Muller, Kirk	GUE	82-83	66	52					
Papineau, Justin	BELV	98-99	68	52					
Prokopec, Mike	GUE	93-94	66	52					
Rhiness, Brad	KGN	75-76	65	52					
Ricci, Mike	PBO	89-90	60	52					
Shevalier, Jeff	NB	93-94	64	52					
Toffoli, Tyler	OTT	11-12	65	52					
Toms, Jeff	SOO	93-94	64	52					
Adduono, Rick	STC	73-74	70	51					
Brunette, Andrew	OS	91-92	66	51					
Caputi, Luca	NIAG	07-08	66	51					
Colbourne, Darren	COR	88-89	62	51					
DeBrincat, Alex	ER	15-16	60	51					
DeBrincat, Alex	ER	14-15	68	51					
Di Muzio, Frank	OTT	87-88	48	51					
Farelli, Cary	SOO	73-74	70	51					
Kaliyev, Arthur	HAM	18-19	67	51					
Kaszycki, Mike	SOO	75-76	66	51					
Keating, Mike	STC	76-77	65	51					
Keefe, Sheldon	BAR	98-99	66	51					

Hamilton Spectator Trophy

The Hamilton Spectator Trophy is awarded to the team that finishes the regular season first overall in the Ontario Hockey League. The trophy was presented to the Ontario Hockey Association by the Hamilton Spectator in the 1957-58 season.

The St. Catharines Tee Peees were the first recipients of the trophy in 1957-58 and 1958-59. Since its inception, the Peterborough Petes and Kitchener Rangers have won the trophy seven times, more than any other team in the League. The London Knights have won it six times while the Toronto Marlboros and Sault Ste. Marie Greyhounds have won the trophy five times. The Guelph Storm won it four times while London became the first team to ever win the Hamilton Spectator Trophy in four consecutive seasons from 2003-04 to 2006-07.

The winner of the Hamilton Spectator Trophy has gone on to win the OHL championship 25 times and the Memorial Cup 11 times.

SEASON WINNER	GP	W	L	T	OTL	SL	PTS
1957-58 St. Catharines Tee Peees	52	32	14	6	-	-	70
1958-59 St. Catharines Tee Peees	54	40	11	3	-	-	83
1959-60 Toronto Marlboros	48	28	17	3	-	-	59
1960-61 Guelph Royals	48	30	9	9	-	-	69
1961-62 Montreal Jr. Canadiens	50	34	11	5	-	-	73
1962-63 Niagara Falls Flyers	50	31	12	7	-	-	69
1963-64 Toronto Marlboros	56	40	9	7	-	-	87
1964-65 Niagara Falls Flyers	56	36	11	9	-	-	81
1965-66 Peterborough TPTs	48	24	14	10	-	-	58
1966-67 Kitchener Rangers	48	28	12	8	-	-	64
1967-68 Kitchener Rangers	54	38	10	6	-	-	82
1968-69 Montreal Jr. Canadiens	54	37	11	6	-	-	80
1969-70 Montreal Jr. Canadiens	54	37	12	5	-	-	79
1970-71 Peterborough TPTs	62	41	13	8	-	-	90
1971-72 Toronto Marlboros	63	45	15	3	-	-	93
1972-73 Toronto Marlboros	63	47	7	9	-	-	103
1973-74 Kitchener Rangers	70	43	18	9	-	-	95
1974-75 Toronto Marlboros	70	48	13	9	-	-	105
1975-76 Sudbury Wolves	66	47	11	8	-	-	102
1976-77 St. Catharines Fincups	66	50	11	5	-	-	105
1977-78 Ottawa 67's	68	43	18	7	-	-	93
1978-79 Peterborough Petes	68	46	19	3	-	-	95
1979-80 Peterborough Petes	68	47	20	1	-	-	95
1980-81 Sault Ste. Marie Greyhounds	68	47	19	2	-	-	96
1981-82 Ottawa 67's	68	47	19	2	-	-	96
1982-83 Sault Ste. Marie Greyhounds	70	48	21	1	-	-	97
1983-84 Kitchener Rangers	70	52	16	2	-	-	106
1984-85 Sault Ste. Marie Greyhounds	66	54	11	1	-	-	109
1985-86 Peterborough Petes	66	45	19	2	-	-	92
1986-87 Oshawa Generals	66	49	14	3	-	-	101
1987-88 Windsor Compuware Spitfires	66	50	14	2	-	-	102
1988-89 Kitchener Rangers	66	41	19	6	-	-	88
1989-90 Oshawa Generals	66	42	20	4	-	-	88
1990-91 Oshawa Generals	66	47	13	6	-	-	100
1991-92 Peterborough Petes	66	41	18	7	-	-	89
1992-93 Peterborough Petes	66	46	15	5	-	-	97
1993-94 North Bay Centennials	66	46	15	5	-	-	97
1994-95 Guelph Storm	66	47	14	5	-	-	99
1995-96 Guelph Storm	66	45	16	5	-	-	95
1996-97 Ottawa 67's	66	49	11	6	-	-	104
1997-98 Guelph Storm	66	42	18	6	-	-	90
1998-99 Plymouth Whalers	68	51	13	4	-	-	106
1999-00 Plymouth Whalers	68	45	19	4	1	-	95
2000-01 Erie Otters	68	45	13	10	2	-	102
2001-02 Plymouth Whalers	68	39	17	12	2	-	92
2002-03 Kitchener Rangers	68	46	17	5	3	-	100
2003-04 London Knights	68	53	11	2	2	-	110
2004-05 London Knights	68	59	7	2	0	-	120
2005-06 London Knights	68	49	15	-	1	3	102
2006-07 London Knights	68	50	14	-	1	3	104
2007-08 Kitchener Rangers	68	53	11	-	1	3	110
2008-09 Windsor Spitfires	68	57	10	-	0	1	115
2009-10 Barrie Colts	68	57	9	-	0	2	116
2010-11 Mississauga St. Michael's Majors	68	53	13	-	0	2	108
2011-12 London Knights	68	49	18	-	0	1	99
2012-13 London Knights	68	50	13	-	2	3	105
2013-14 Guelph Storm	68	52	12	-	2	2	108
2014-15 Sault Ste. Marie Greyhounds	68	54	12	-	0	2	110
2015-16 Erie Otters	68	52	15	-	1	0	105
2016-17 Erie Otters	68	50	15	-	2	1	103
2017-18 Sault Ste. Marie Greyhounds	68	55	7	-	3	3	116
2018-19 Ottawa 67's	68	50	12	-	4	2	106
2019-20 Ottawa 67's	62	50	11	-	0	1	101
2021-22 Hamilton Bulldogs	68	51	12	-	3	2	107

Conference Championship Trophies

The OHL has utilized a two conference division since the 1998-99 season and in 2003 announced that conference championship trophies were created and named in honour of two of the OHL's most esteemed graduates.

The Eastern Conference championship trophy is named The Bobby Orr Trophy in honour of Orr, who played four seasons in the OHL for the Oshawa Generals from 1962-66. The Western Conference championship trophy is named The Wayne Gretzky Trophy in honour of Gretzky, who played for the Sault Ste. Marie Greyhounds in 1977-78.

Both honourees are members of the Hockey Hall of Fame.



**BOBBY ORR TROPHY
EASTERN CONFERENCE CHAMPIONS**



**WAYNE GRETZKY TROPHY
WESTERN CONFERENCE CHAMPIONS**

YEAR CLUB

- 1999 Belleville Bulls
- 2000 Barrie Colts
- 2001 Ottawa 67's
- 2002 Barrie Colts
- 2003 Ottawa 67's
- 2004 Mississauga IceDogs
- 2005 Ottawa 67's
- 2006 Peterborough Petes
- 2007 Sudbury Wolves
- 2008 Belleville Bulls
- 2009 Brampton Battalion
- 2010 Barrie Colts
- 2011 Mississauga St. Michael's Majors
- 2012 Niagara IceDogs
- 2013 Barrie Colts
- 2014 North Bay Battalion
- 2015 Oshawa Generals
- 2016 Niagara IceDogs
- 2017 Mississauga Steelheads
- 2018 Hamilton Bulldogs
- 2019 Ottawa 67's
- 2022 Hamilton Bulldogs

YEAR CLUB

- 1999 London Knights
- 2000 Plymouth Whalers
- 2001 Plymouth Whalers
- 2002 Erie Otters
- 2003 Kitchener Rangers
- 2004 Guelph Storm
- 2005 London Knights
- 2006 London Knights
- 2007 Plymouth Whalers
- 2008 Kitchener Rangers
- 2009 Windsor Spitfires
- 2010 Windsor Spitfires
- 2011 Owen Sound Attack
- 2012 London Knights
- 2013 London Knights
- 2014 Guelph Storm
- 2015 Erie Otters
- 2016 London Knights
- 2017 Erie Otters
- 2018 Sault Ste. Marie Greyhounds
- 2019 Guelph Storm
- 2022 Windsor Spitfires

Division Trophies

The Leyden, Emms, Bumbacco and Holody Trophies are presented each year to the teams finishing with the most points in the East, Central, West and Midwest Divisions, respectively.

The Emms and Leyden Trophies were first presented in the 1975-76 season when the OHL was split into divisions with the expansion of the League to 12 teams. The awards originated in recognition of Matt Leyden and Leighton "Hap" Emms for their contributions to Junior hockey in Ontario.

The Bumbacco Trophy was inaugurated in 1994-95 when the League realigned into three divisions. The award is named after former Sault Ste. Marie Greyhounds General Manager Angelo Bumbacco.

The Holody Trophy, awarded in recognition of the contributions to the Ontario Hockey League by former Guelph and Owen Sound Platers Governor Joe Holody, was presented following the 1998-99 season for the first time with the realignment of the League into four divisions.

EMMS TROPHY (CENTRAL DIVISION)

1975-76	Hamilton Fincups
1976-77	St. Catharines Fincups
1977-78	London Knights
1978-79	Niagara Falls Flyers
1979-80	Windsor Spitfires
1980-81	Kitchener Rangers
1981-82	Kitchener Rangers
1982-83	Sault Ste. Marie Greyhounds
1983-84	Kitchener Rangers
1984-85	Sault Ste. Marie Greyhounds
1985-86	North Bay Centennials
1986-87	North Bay Centennials
1987-88	Windsor Spitfires
1988-89	Kitchener Rangers
1989-90	London Knights
1990-91	Sault Ste. Marie Greyhounds
1991-92	Sault Ste. Marie Greyhounds
1992-93	Sault Ste. Marie Greyhounds
1993-94	Detroit Jr. Red Wings
1994-95	Guelph Storm
1995-96	Guelph Storm
1996-97	Kitchener Rangers
1997-98	Guelph Storm
1998-99	Barrie Colts
1999-00	Barrie Colts
2000-01	Sudbury Wolves
2001-02	Toronto St. Michael's Majors
2002-03	Brampton Battalion
2003-04	Toronto St. Michael's Majors
2004-05	Mississauga IceDogs
2005-06	Brampton Battalion
2006-07	Barrie Colts
2007-08	Brampton Battalion
2008-09	Brampton Battalion
2009-10	Barrie Colts
2010-11	Mississauga St. Michael's Majors
2011-12	Niagara IceDogs
2012-13	Barrie Colts
2013-14	North Bay Battalion
2014-15	Barrie Colts
2015-16	Barrie Colts
2016-17	Mississauga Steelheads
2017-18	Barrie Colts
2018-19	Niagara IceDogs
2019-20	Sudbury Wolves
2021-22	North Bay Battalion

LEYDEN TROPHY (EAST DIVISION)

1975-76	Sudbury Wolves
1976-77	Ottawa 67's
1977-78	Ottawa 67's
1978-79	Peterborough Petes
1979-80	Peterborough Petes
1980-81	Sault Ste. Marie Greyhounds
1981-82	Ottawa 67's
1982-83	Ottawa 67's
1983-84	Ottawa 67's
1984-85	Peterborough Petes
1985-86	Peterborough Petes
1986-87	Oshawa Generals
1987-88	Peterborough Petes
1988-89	Peterborough Petes
1989-90	Oshawa Generals
1990-91	Oshawa Generals
1991-92	Peterborough Petes
1992-93	Peterborough Petes
1993-94	North Bay Centennials
1994-95	Kingston Frontenacs
1995-96	Ottawa 67's
1996-97	Ottawa 67's
1997-98	Ottawa 67's
1998-99	Ottawa 67's
1999-00	Ottawa 67's
2000-01	Belleville Bulls
2001-02	Belleville Bulls
2002-03	Ottawa 67's
2003-04	Ottawa 67's
2004-05	Peterborough Petes
2005-06	Peterborough Petes
2006-07	Belleville Bulls
2007-08	Belleville Bulls
2008-09	Belleville Bulls
2009-10	Ottawa 67's
2010-11	Ottawa 67's
2011-12	Ottawa 67's
2012-13	Belleville Bulls
2013-14	Oshawa Generals
2014-15	Oshawa Generals
2015-16	Kingston Frontenacs
2016-17	Peterborough Petes
2017-18	Hamilton Bulldogs
2018-19	Ottawa 67's
2019-20	Ottawa 67's
2021-22	Hamilton Bulldogs

BUMBACCO TROPHY (WEST DIVISION)

1994-95	Detroit Jr. Red Wings
1995-96	Detroit Whalers
1996-97	Sault Ste. Marie Greyhounds
1997-98	London Knights
1998-99	Plymouth Whalers
1999-00	Plymouth Whalers
2000-01	Plymouth Whalers
2001-02	Plymouth Whalers
2002-03	Plymouth Whalers
2003-04	Sarnia Sting
2004-05	Sault Ste. Marie Greyhounds
2005-06	Plymouth Whalers
2006-07	Plymouth Whalers
2007-08	Sault Ste. Marie Greyhounds
2008-09	Windsor Spitfires
2009-10	Windsor Spitfires
2010-11	Saginaw Spirit
2011-12	Plymouth Whalers
2012-13	Plymouth Whalers
2013-14	Sault Ste. Marie Greyhounds
2014-15	Sault Ste. Marie Greyhounds
2015-16	Sarnia Sting
2016-17	Sault Ste. Marie Greyhounds
2017-18	Sault Ste. Marie Greyhounds
2018-19	Saginaw Spirit
2019-20	Saginaw Spirit
2021-22	Windsor Spitfires

HOLODY TROPHY (MIDWEST DIVISION)

1998-99	Guelph Storm
1999-00	Erie Otters
2000-01	Erie Otters
2001-02	Erie Otters
2002-03	Kitchener Rangers
2003-04	London Knights
2004-05	London Knights
2005-06	London Knights
2006-07	London Knights
2007-08	Kitchener Rangers
2008-09	London Knights
2009-10	London Knights
2010-11	Owen Sound Attack
2011-12	London Knights
2012-13	London Knights
2013-14	Guelph Storm
2014-15	Erie Otters
2015-16	Erie Otters
2016-17	Erie Otters
2017-18	Kitchener Rangers
2018-19	London Knights
2019-20	London Knights
2021-22	London Knights

Red Tilson Trophy (Most Outstanding Player)

WYATT JOHNSTON WINDSOR SPITFIRES

Dallas Stars prospect Wyatt Johnston of the Windsor Spitfires led the Canadian Hockey League with 124 points (46-78-124) in 68 games and follows past greats in Ryan Ellis (2011), Ernie Godden (1981) and Glenn Hall (1951) as the fourth player in Spitfires history to have his name etched on the Red Tilson Trophy.

Johnston led the OHL, putting up 1.82 points-per-game during the regular season to finish with a total of 124, the fifth-highest single season total in Spitfires franchise history behind Ernie Godden (153, 1980-81), Bill Bowler (135, 1994-95), Kelly Cain (133, 1987-88) and Blair Barnes (130, 1979-80). His 46 goals were the most by a Spitfire since Steve Ott scored 50 in 2000-01.

The 19-year-old native of Toronto, Ont. finished with 42 multi-point performances on the campaign including four different games with at least four points. He becomes the first player since Jason Allison of the 1993-94 London Knights to claim each of the Red Tilson Trophy, the Eddie Powers Memorial Trophy as the League's top scorer, as well as the William Hanley Trophy as the OHL's Most Sportsmanlike Player all in the same season.



The Red Tilson Award is the most prestigious award presented by the Ontario Hockey League, going each year to the player that is voted the most outstanding during the regular season by OHL writers and broadcasters.

The Award is in honour of Albert "Red" Tilson, who was killed in action in Europe during World War II. Tilson was the OHA scoring champion for the 1942-43 season after scoring 19 goals and 38 assists for 57 points in 22 games with the Oshawa Generals.

YEAR	PLAYER, CLUB	YEAR	PLAYER, CLUB
1944-45	Doug McMurdy, St. Catharines	1998-99	Brian Campbell, Ottawa
1945-46	Tod Sloan, St. Michael's	1999-00	Andrew Raycroft, Kingston
1946-47	Ed Sandford, St. Michael's	2000-01	Brad Boyes, Erie
1947-48	George Armstrong, Stratford	2001-02	Brad Boyes, Erie
1948-49	Gil Mayer, Barrie	2002-03	Corey Locke, Ottawa
1949-50	George Armstrong, Marlboros	2003-04	Corey Locke, Ottawa
1950-51	Glenn Hall, Windsor	2004-05	Corey Perry, London
1951-52	Bill Harrington, Kitchener	2005-06	Wojtek Wolski, Brampton
1952-53	Bob Attersley, Oshawa	2006-07	John Tavares, Oshawa
1953-54	Brian Cullen, St. Catharines	2007-08	Justin Azevedo, Kitchener
1954-55	Hank Ciesla, St. Catharines	2008-09	Cody Hodgson, Brampton
1955-56	Ron Howell, Guelph	2009-10	Tyler Seguin, Plymouth
1956-57	Frank Mahovlich, St. Michael's	2010-11	Ryan Ellis, Windsor
1957-58	Murray Oliver, Hamilton	2011-12	Michael Houser, London
1958-59	Stan Mikita, St. Catharines	2012-13	Vincent Trocheck, Plymouth
1959-60	Wayne Connelly, Peterborough	2013-14	Connor Brown, Erie
1960-61	Rod Gilbert, Guelph	2014-15	Connor McDavid, Erie
1961-62	Pit Martin, Hamilton	2015-16	Mitch Marner, London
1962-63	Wayne Maxner, Niagara Falls	2016-17	Alex DeBrincat, Erie
1963-64	Yvan Cournoyer, Montreal	2017-18	Jordan Kyrou, Sarnia
1964-65	Andre Lacroix, Peterborough	2018-19	Ukko-Pekka Luukkonen, Sudbury
1965-66	Andre Lacroix, Peterborough	2019-20	Marco Rossi, Ottawa
1966-67	Mickey Redmond, Peterborough	2021-22	Wyatt Johnston, Windsor
1967-68	Walt Tkaczuk, Kitchener		
1968-69	Rejean Houle, Montreal		
1969-70	Gilbert Perreault, Montreal		
1970-71	Dave Gardner, Toronto		
1971-72	Don Lever, Niagara Falls		
1972-73	Rick Middleton, Oshawa		
1973-74	Jack Valiquette, Sault Ste. Marie		
1974-75	Denis Maruk, London		
1975-76	Peter Lee, Ottawa		
1976-77	Dale McCourt, St. Catharines		
1977-78	Bob Smith, Ottawa		
1978-79	Mike Foligno, Sudbury		
1979-80	Jim Fox, Ottawa		
1980-81	Ernie Godden, Windsor		
1981-82	Dave Simpson, London		
1982-83	Doug Gilmour, Cornwall		
1983-84	John Tucker, Kitchener		
1984-85	Wayne Groulx, Sault Ste. Marie		
1985-86	Ray Sheppard, Cornwall		
1986-87	Scott McCrory, Oshawa		
1987-88	Andrew Cassels, Ottawa		
1988-89	Bryan Fogarty, Niagara Falls		
1989-90	Mike Ricci, Peterborough		
1990-91	Eric Lindros, Oshawa		
1991-92	Todd Simon, Niagara Falls		
1992-93	Pat Peake, Detroit		
1993-94	Jason Allison, London		
1994-95	David Ling, Kingston		
1995-96	Alyn McCauley, Ottawa		
1996-97	Alyn McCauley, Ottawa		
1997-98	David Legwand, Plymouth		

Eddie Powers Memorial Trophy (Top Scorer)

WYATT JOHNSTON
WINDSOR SPITFIRES

Wyatt Johnston is the recipient of the OHL Top Scorer Award, claiming the Eddie Powers Memorial Trophy with 124 points including 46 goals and 78 assists in 68 games. Johnston boasted a plus-29 rating to go with a league-leading 1.82 point-per-game production rate. Johnston's 124 points are the most by an OHL scoring leader since Erie's Alex DeBrincat in 2016-17.



Johnston finished with 42 multi-point performances on the campaign including four different games with at least four points. His 124 points are the fifth-highest total in Spitfires franchise history, trailing Ernie Godden (153 points, 1980-81), Bill Bowler (135 points, 1994-95), Kelly Cain (133 points, 1987-88) and Blair Barnes (130 points (1979-80)). He joins Taylor Hall (2009-10) and Peter Sarno (1997-98) as the third player in modern Spitfires franchise history to claim the honour. Earl Reibel (1949-50) and Bert Giesebrecht (1948-49) were also past Spitfires winners.

The 23rd overall pick of the 2021 NHL Draft by the Dallas Stars, Johnston has collected 58 goals, 96 assists and 154 points through 121 career regular season games with the Spitfires, who selected him with the sixth overall pick of the 2019 OHL Priority Selection.

The Eddie Powers Memorial Trophy was donated by the Toronto Marlboro Athletic Club in memory of Edward Powers. The trophy was first awarded to Tod Sloan of St. Michael's as the league's top scorer following the 1945-46 season.

SEASON	PLAYER, CLUB	GP	G	A	PTS.	SEASON	PLAYER, CLUB	GP	G	A	PTS.
1933-34	J. Graboski, Oshawa	16	23	23	46	1990-91	Eric Lindros, Oshawa	57	71	78	149
1934-35	J. Good, Toronto Lions	16	15	13	28	1991-92	Todd Simon, Niagara Falls	66	53	93	146
1935-36	John O'Flaherty, West Tor.	10	6	14	20	1992-93	Andrew Brunette, Owen Sound	66	62	100	162
1936-37	Billy Taylor, Oshawa	12	12	14	26	1993-94	Jason Allison, London	56	55	87	142
1937-38	Hank Goldup, Toronto	14	25	16	41	1994-95	Marc Savard, Oshawa	66	43	96	139
1938-39	Billy Taylor, Oshawa	14	22	31	53	1995-96	Aaron Brand, Sarnia	66	46	73	119
1939-40	Jud McAtee, Oshawa	18	25	19	44	1996-97	Marc Savard, Oshawa	64	43	87	130
1940-41	Gaye Stewart, Toronto	16	31	13	44	1997-98	Peter Sarno, Windsor	64	33	88	121
1941-42	Bob Wiest, Brantford	40	40	28	68	1998-99	Peter Sarno, Sarnia	68	37	93	130
1942-43	Albert "Red" Tilson, Oshawa	22	19	38	57	1999-00	Sheldon Keefe, Barrie	66	48	73	121
1943-44	Ken Smith, Oshawa	26	53	26	79	2000-01	Kyle Wellwood, Belleville	68	35	83	118
1944-45	Leo Gravelle, St. Michael's	17	30	22	52	2001-02	Nathan Robinson, Belleville	67	47	63	110
1945-46	Tod Sloan, St. Michael's	25	47	32	79	2002-03	Corey Locke, Ottawa	66	63	88	151
1946-47	Fleming Mackell, St. Michael's	28	49	33	82	2003-04	Corey Locke, Ottawa	65	51	67	118
1947-48	George Armstrong, Stratford	36	33	40	73	2004-05	Corey Perry, London	60	47	83	130
1948-49	Bert Giesebrecht, Windsor	44	47	46	93	2005-06	Rob Schremp, London	57	57	88	145
1949-50	Earl Reibel, Windsor	48	53	76	129	2006-07	Patrick Kane, London	58	62	83	145
1950-51	Lou Jankowski, Oshawa	54	65	59	124	2007-08	Justin Azevedo, Kitchener	67	43	81	124
1951-52	Ken Laufman, Guelph	54	53	86	139	2008-09	John Tavares, London	56	58	46	104
1952-53	Jim McBurney, Galt	55	61	35	96	2009-10	Tyler Seguin, Plymouth	63	48	58	106
1953-54	Brian Cullen, St. Catharines	59	68	93	161		Taylor Hall, Windsor	57	40	66	106
1954-55	Hank Ciesla, St. Catharines	45	57	49	106	2010-11	Jason Akeson, Kitchener	67	24	84	108
1955-56	Stan Baliuk, Kitchener	48	31	73	104		Tyler Toffoli, Ottawa	68	57	51	108
1956-57	Bill Sweeney, Guelph	52	49	57	106	2011-12	Michael Sgarbossa, Sudbury	66	47	55	102
1957-58	John McKenzie, St. Catharines	52	48	51	99	2012-13	Vincent Trocheck, Plymouth	63	50	59	109
1958-59	Stan Mikita, St. Catharines	45	38	59	97	2013-14	Connor Brown, Erie	68	45	83	106
1959-60	Chico Maki, St. Catharines	47	39	53	92	2014-15	Dylan Strome, Erie	68	45	84	129
1960-61	Rod Gilbert, Guelph	47	54	49	103	2015-16	Kevin Labanc, Barrie	65	39	88	127
1961-62	Andre Boudrias, Montreal	50	34	63	97	2016-17	Alex DeBrincat, Erie	63	65	62	127
1962-63	Wayne Maxner, Niagara Falls	50	32	62	94	2017-18	Aaron Luchuk, Barrie	68	50	65	115
1963-64	Andre Boudrias, Montreal	55	38	97	135	2018-19	Jason Robertson, Niagara	62	48	69	117
1964-65	Ken Hodge, St. Catharines	55	63	60	123	2019-20	Marco Rossi, Ottawa	53	39	81	120
1965-66	Dere Lacroix, Peterborough	48	40	80	120	2021-22	Wyatt Johnston, Windsor	68	46	78	124
1966-67	Derek Sanderson, Niagara Falls	47	41	60	101						
1967-68	Tom Webster, Niagara Falls	54	50	64	114						
1968-69	Rejean Houle, Montreal	54	53	55	108						
1969-70	Marcel Dionne, St. Catharines	54	55	77	132						
1970-71	Marcel Dionne, St. Catharines	54	62	81	143						
1971-72	Dave Gardner, Toronto	57	53	76	129						
	Bill Harris, Toronto (tie)	63	57	72	129						
1972-73	Blake Dunlop, Ottawa	62	60	99	159						
1973-74	Jack Valiquette, S.S. Marie	69	63	72	135						
	Rick Adduono, St. Cath. (tie)	70	51	84	135						
1974-75	Bruce Boudreau, Toronto	69	68	97	165						
1975-76	Mike Kaszycki, S.S. Marie	66	51	119	170						
1976-77	Dwight Foster, Kitchener	64	60	83	143						
1977-78	Bobby Smith, Ottawa	61	69	123	192						
1978-79	Mike Foligno, Sudbury	68	65	85	150						
1979-80	Jim Fox, Ottawa	52	65	101	166						
1980-81	John Goodwin, S.S. Marie	68	56	110	166						
1981-82	Dave Simpson, London	68	67	88	155						
1982-83	Doug Gilmour, Cornwall	68	70	107	177						
1983-84	Tim Salmon, Kingston	69	45	100	145						
1984-85	Dave MacLean, Belleville	63	64	90	154						
1985-86	Ray Sheppard, Cornwall	63	81	61	142						
1986-87	Scott McCrory, Oshawa	66	51	99	150						
1987-88	Andrew Cassels, Ottawa	61	48	103	151						
1988-89	Bryan Fogarty, Niagara Falls	66	47	108	155						
1989-90	Keith Primeau, Niagara Falls	65	57	70	127						

Matt Leyden Trophy (Coach of the Year)

JAMES RICHMOND MISSISSAUGA STEELHEADS

Completing his fifth season as head coach in Mississauga, Richmond steered the Steelheads to club records with 37 wins and 82 points, placing second in the Central Division standings. They surrendered the League's second-lowest total of 189 goals, produced the OHL's third-ranked penalty kill, finished first in both shots-per-game (35.7) and fewest shots-against-per-game (26.6), and outshot opponents in 53 of their 68 contests. The Steelheads finished the season tied for the League lead with six players included on NHL Central Scouting's Final Draft Rankings, including top-10 considerations Luca Del Bel Belluz and Owen Beck.



The Matt Leyden Trophy has been awarded annually to the Coach of the Year in the Ontario Hockey League as selected by his peers since 1972. The award is in recognition of the contributions of Matt Leyden, past President of the Ontario Hockey Association from 1965-67 and is a former manager of the Oshawa Generals that spent more than 50 years with the team.

YEAR	WINNER, CLUB	YEAR	WINNER, CLUB	YEAR	WINNER, CLUB
1971-72	Gus Bodnar, Oshawa	1992-93	Gary Agnew, London	2013-14	D.J. Smith, Oshawa
1972-73	George Armstrong, Toronto	1993-94	Bert Templeton, North Bay	2014-15	Sheldon Keefe, Sault Ste. Marie
1973-74	Jack Bownass, Kingston	1994-95	Craig Hartsburg, Guelph	2015-16	Kris Knoblauch, Erie
1974-75	Bert Templeton, Hamilton	1995-96	Brian Kilrea, Ottawa	2016-17	Ryan McGill, Owen Sound
1975-76	Jerry Toppazzini, Sudbury	1996-97	Brian Kilrea, Ottawa	2017-18	Drew Bannister, Sault Ste. Marie
1976-77	Bill Long, London	1997-98	Gary Agnew, London	2018-19	Andre Tourigny, Ottawa
1977-78	Bill White, Oshawa	1998-99	Peter DeBoer, Plymouth	2019-20	Andre Tourigny, Ottawa
1978-79	Gary Green, Peterborough	1999-00	Peter DeBoer, Plymouth	2021-22	James Richmond, Mississauga
1979-80	Dave Chambers, Toronto	2000-01	Dave MacQueen, Erie		
1980-81	Brian Kilrea, Ottawa	2001-02	Craig Hartsburg, Sault Ste. Marie		
1981-82	Brian Kilrea, Ottawa	2002-03	Brian Kilrea, Ottawa		
1982-83	Terry Crisp, Sault Ste. Marie	2003-04	Dale Hunter, London		
1983-84	Tom Barrett, Kitchener	2004-05	Dale Hunter, London		
1984-85	Terry Crisp, Sault Ste. Marie	2005-06	Dave Barr, Guelph		
1985-86	Jacques Martin, Guelph	2006-07	Michael Vellucci, Plymouth		
1986-87	Paul Theriault, Oshawa	2007-08	Bob Boughner, Windsor		
1987-88	Dick Todd, Peterborough	2008-09	Bob Boughner, Windsor		
1988-89	Joe McDonnell, Kitchener	2009-10	Dale Hunter, London		
1989-90	Larry Mavety, Kingston	2010-11	Mark Reeds, Owen Sound		
1990-91	George Burnett, Niagara Falls	2011-12	Greg Gilbert, Saginaw		
1991-92	George Burnett, Niagara Falls	2012-13	Mike Vellucci, Plymouth		

Jim Gregory Memorial Trophy (General Manager of the Year)

STEVE STAIOS HAMILTON BULLDOGS

Under the guidance of Head Coach Jay McKee, Staios' Bulldogs captured the franchise's first-ever Hamilton Spectator Trophy as regular season champions, boasting a record of 51-12-3-2. The East Division champion Bulldogs surrendered the League's fewest goals (176), scored the second most (300), owned the best home record (27-4-1-2), put together the second-ranked power play (27.6%) and fifth-best penalty kill (80.9%). The Bulldogs scored 10 goals in a game four times during the regular season and featured seven different players on their roster that registered at least a point-per-game (Morrison, Hayes, Diaco, Staios, Mysak, McTavish, Winterton).



First announced in August 2019, the Jim Gregory General Manager of the Year Award is presented annually to the General Manager who best excelled in his role during the regular season. The award honours the memory of one of the game's great builders in former long-time NHL executive Jim Gregory who passed away in October 2019 at the age of 83.

YEAR	WINNER, CLUB
2019-20	James Boyd, Ottawa
2021-22	Steve Staios, Hamilton

Max Kaminsky Trophy (Defenceman of the Year)

NATHAN STAIOS
HAMILTON BULLDOGS

Staios led OHL blueliners with 66 points including 15 goals and 51 assists in 59 games to go with a plus/minus rating of plus-40. His 32 power play points led OHL rearguards while he placed third among defenders with 200 shots on goal. Staios' offensive totals are new single season benchmarks by a Bulldogs defenceman in the six-year history of the franchise. Staios is the first defenceman in the entire history of the Hamilton/Belleville franchise to win the award.



The Max Kaminsky Trophy is awarded annually to the Most Outstanding Defenceman as selected by League general managers. Prior to 1969, the Kaminsky Trophy was awarded to the Most Gentlemanly Player. The award is named in recognition of Kaminsky, who enjoyed a 10-year professional playing career that included four years in the NHL with Ottawa, Boston and Montreal. After he retired from playing, Kaminsky enjoyed a 15-year coaching career that was capped by winning the Memorial Cup with the St. Catharines Teepees in 1960.

SEASON	PLAYER, CLUB	SEASON	PLAYER, CLUB	SEASON	PLAYER, CLUB
1969-70	Ron Plumb, Peterborough	1987-88	Darryl Shannon, Windsor	2005-06	Andrej Sekera, Owen Sound
1970-71	Jocelyn Guevremont, Montreal	1988-89	Bryan Fogarty, Niagara Falls	2006-07	Marc Staal, Sudbury
1971-72	Denis Potvin, Ottawa	1989-90	John Slaney, Cornwall	2007-08	Drew Doughty, Guelph
1972-73	Denis Potvin, Ottawa	1990-91	Chris Snell, Ottawa	2008-09	Ryan Ellis, Windsor
1973-74	Jim Turkiewicz, Peterborough	1991-92	Drake Berehowsky, North Bay	2009-10	Jacob Muzzin, Sault Ste. Marie
1974-75	Mike O'Connell, Kingston	1992-93	Chris Pronger, Peterborough	2010-11	Ryan Ellis, Windsor
1975-76	Rick Green, London	1993-94	Jamie Rivers, Sudbury	2011-12	Dougie Hamilton, Niagara
1976-77	Craig Hartsburg, S.S. Marie	1994-95	Bryan Berard, Detroit	2012-13	Ryan Sproul, S.S. Marie
1977-78	Brad Marsh, Ldn/Rob Ramage, Ldn	1995-96	Bryan Berard, Detroit	2013-14	Aaron Ekblad, Barrie
1978-79	Greg Theberge, Peterborough	1996-97	Sean Blanchard, Ottawa	2014-15	Anthony DeAngelo, Sault Ste. Marie
1979-80	Larry Murphy, Peterborough	1997-98	Chris Allen, Kingston	2015-16	Mikhail Sergachev, Windsor
1980-81	Randy Boyd, Ottawa	1998-99	Brian Campbell, Ottawa	2016-17	Darren Raddysh, Erie
1981-82	Ron Meighan, Niagara Falls	1999-00	John Erskine, London	2017-18	Nicolas Hague, Mississauga
1982-83	Allan MacInnis, Kitchener	2000-01	Alexei Semenov, Sudbury	2018-19	Evan Bouchard, London
1983-84	Brad Shaw, Ottawa	2001-02	Erik Reitz, Barrie	2019-20	Noel Hoefenmayer, Ottawa
1984-85	Bob Halkidis, London	2002-03	Brendan Bell, Ottawa	2021-22	Nathan Staios, Hamilton
1985-86	Jeff Brown, Sby/Terry Carkner, Pbo	2003-04	James Wisniewski, Plymouth		
1986-87	Kerry Huffman, Guelph	2004-05	Danny Syvret, London		

Executive of the Year Award

The OHL Executive of the Year Award was presented annually to the executive whose team demonstrates success both on the ice and at the administration level through excellent organization and franchise success from 1989 to 2013. The winner was selected by the League's Executive Council.

SEASON	WINNER	SEASON	WINNER
1989-90	Sam McMaster, Sudbury	2002-03	Steve Bienkowski, Kit
1990-91	Sherwood Bassin, SSM	2003-04	Mark Hunter, London
1991-92	Bert Templeton, North Bay	2004-05	Michael Futa, Owen Sound
1992-93	Jim Rutherford, Detroit	2005-06	Craig Goslin, Saginaw
1993-94	Jim Rutherford, Detroit	2006-07	Craig Goslin, Saginaw
1994-95	Mike Kelly, Guelph	2007-08	Denise Burke, Niagara
1995-96	Bert Templeton, Barrie	2008-09	Warren Rychel, Windsor
1996-97	Ed Rowe, Peterborough	2009-10	Rick Gaetz, Guelph
1997-98	Paul McIntosh, London	2010-11	Dale DeGray, Owen Sound
1998-99	Jeff Hunt, Ottawa	2011-12	Steve Bienkowski, Kit
1999-00	Robert Ciccarelli, Sarnia	2012-13	Mike Vellucci, Plymouth
2000-01	Not awarded		
2001-02	Sherwood Bassin, Erie		

Ken Bodendistel Character Award for Officials

"The Bodie" is presented annually to the OHL official who demonstrates a passion and dedication to officiating and the game of hockey, who best exemplifies leadership on and off the ice, professionalism, and is respected by OHL member teams, players, and fellow officials alike. The award was established in 2013 to honour late Ken Bodendistel, who passed away on Nov. 21, 2013.

Nominations for "The Bodie" are made by OHL officials and reviewed by a Selection Committee comprised of the league's Supervisory staff and Director of Officiating. The award is presented annually at the Officiating Camp.

The 2021-22 winner of the award is Mike Hamilton, who worked his 10th season as an official in the Ontario Hockey League.



YEAR	RECIPIENT	YEAR	RECIPIENT
2012-13	Scott Oakman	2018-19	Geoff Rutherford
2013-14	Sean Reid	2019-20	Jason Faist
2014-15	Steve Corlyon	2021-22	Mike Hamilton
2015-16	Mike Cairns		
2016-17	Joe Celestin		
2017-18	Kevin Hastings		

Jim Rutherford Trophy (Goaltender of the Year)

BRETT BROCHU LONDON KNIGHTS

Brochu backstopped the Knights to the franchise's third consecutive Midwest Division title, going 29-11-2-0 with a 2.75 goals-against average, .911 save percentage and two shutouts in 43 games. He stopped 15 of the 17 shootout opponents he faced, going 4-0 in shootouts on the campaign. Brochu represented Canada at the abbreviated 2022 IIHF World Junior Hockey Championship in Edmonton and Red Deer, Alberta.



Brochu follows Michael Houser (2012), Steve Mason (2007) and Adam Dennis (2006) as the fourth Knights netminder to earn the distinction of being the OHL's Goaltender of the Year.

First presented in 2019-20, the Jim Rutherford Trophy is awarded by the League in honour of former OHL goaltender, General Manager, Chairman of the Board and two-time Executive of the Year Jim Rutherford. Each year, the OHL awards the player that is selected by the member teams as the top goaltender in the League. The winner is the OHL's nominee for the CHL Goaltender of the Year.

SEASON	PLAYER	SEASON	PLAYER	SEASON	PLAYER
1987-88	Rick Tabaracci, Cornwall	1999-00	Andrew Raycroft, Kingston	2011-12	Michael Houser, London
1988-89	Gus Morschauser, Kitchener	2000-01	Craig Andersson, Guelph	2012-13	Jordan Binnington, Owen Sound
1989-90	Jeff Fife, Belleville	2001-02	Ray Emery, S.S. Marie	2013-14	Alex Nedeljkovic, Plymouth
1990-91	Mike Torchia, Kitchener	2002-03	Andy Chiodo, Toronto	2014-15	Lucas Peressini, Kingston
1991-92	Mike Fountain, Oshawa	2003-04	Paulo Colaiacovo, Barrie	2015-16	Mackenzie Blackwood, Barrie
1992-93	Manny Legace, Niagara Falls	2004-05	Michael Ouzas, Mississauga	2016-17	Michael McNiven, Owen Sound
1993-94	Jamie Storr, Owen Sound	2005-06	Adam Dennis, London	2017-18	Michael DiPietro, Windsor
1994-95	Tyler Moss, Kingston	2006-07	Steve Mason, London	2018-19	Ukko-Pekka Luukkonen, Sudbury
1995-96	Craig Hillier, Ottawa	2007-08	Mike Murphy, Belleville	2019-20	Nico Daws, Guelph
1996-97	Zac Bierk, Peterborough	2008-09	Mike Murphy, Belleville	2021-22	Brett Brochu, London
1997-98	Bujar Amidovski, Toronto	2009-10	Chris Carrozzi, Mississauga		
1998-99	Brian Finley, Barrie	2010-11	Mark Visentin, Niagara		

Jack Ferguson Award (First Overall Selection)

MICHAEL MISA SAGINAW SPIRIT

Michael Misa of the OHL Cup champion Mississauga Senators U16 program was selected by the Saginaw Spirit with the first overall pick of the 2022 OHL Priority Selection. He joins John Tavares (2005), Aaron Ekblad (2011), Connor McDavid (2012) and Shane Wright (2019) as the fifth player to be selected first overall after being granted exceptional player status by Hockey Canada.



Misa put together a spectacular finish to his season with the Mississauga Senators, breaking Connor McDavid's OHL Cup scoring record with 20 points (10-10-20) in seven games. Misa became the first player in OHL Cup history to score a hat trick in the championship final, recording a championship record five points as the Senators defeated the Toronto Jr. Canadiens to hoist the OHL Cup for the first time in their history. Misa finished the regular season with a grand total of 93 points (37-56-93) in 55 games. He will be eligible for the 2025 NHL Draft.

Misa becomes the second member of the Spirit to receive the award following Patrick McNeill, who was the franchise's first-ever selection back in 2003.

"The Fergie" is presented annually to the player selected first overall in the Ontario Hockey League Priority Selection. The award recognizes the dedication and contributions made by Jack Ferguson during his 25 year association with the Ontario Hockey League, first as a scout with the Ottawa 67's and followed by his appointment as head of the OHL's Central Scouting Bureau in 1981 as its Director of Central Scouting.

YEAR	PLAYER, TEAM	YEAR	PLAYER, TEAM	YEAR	PLAYER, TEAM
1981	Dan Quinn, Belleville	1995	Daniel Tkaczuk, Barrie	2009	Daniel Catenacci, S.S. Marie
1982	Kirk Muller, Guelph	1996	Rico Fata, London	2010	Alex Galchenyuk, Sarnia
1983	Trevor Stienburg, Guelph	1997	Charlie Stephens, Toronto	2011	Aaron Ekblad, Barrie
1984	Dave Moylan, Sudbury	1998	Jay Harrison, Brampton	2012	Connor McDavid, Erie
1985	Bryan Fogarty, Kingston	1999	Jason Spezza, Mississauga	2013	Travis Konecny, Ottawa
1986	Troy Mallette, S.S. Marie	2000	Patrick Jarrett, Mississauga	2014	Jakob Chychrun, Sarnia
1987	John Uniac, Sudbury	2001	Patrick O'Sullivan, Mississauga	2015	David Levin, Sudbury
1988	Drake Berehowsky, Kingston	2002	Robbie Schremp, Mississauga	2016	Ryan Merkley, Guelph
1989	Eric Lindros, S.S. Marie	2003	Patrick McNeill, Saginaw	2017	Ryan Suzuki, Barrie
1990	Pat Peake, Detroit	2004	John Hughes, Belleville	2018	Quinton Byfield, Sudbury
1991	Todd Harvey, Detroit	2005	John Tavares, Oshawa	2019	Shane Wright, Kingston
1992	Jeff O'Neill, Guelph	2006	Steven Stamkos, Sarnia	2020	Ty Nelson, North Bay
1993	Alyn McCauley, Ottawa	2007	Ryan O'Reilly, Erie	2021	Quentin Musty, Sudbury
1994	Jeff Brown, Sarnia	2008	John McFarland, Sudbury	2022	Michael Misa, Saginaw

Jim Mahon Memorial Trophy (Top Scoring Right Winger)

LUCAS EDMONDS KINGSTON FRONTENACS

Edmonds finished third in OHL scoring with 113 points including 34 goals and a league-high 79 assists over 68 games in his first OHL season. The 21-year-old originally from North Bay, Ont. turned heads this past season, leading the Frontenacs offensively with 30 different multi-point appearances including nine different instances with at least four points.



Edmonds joins David Ling (1994-95) as just the second Frontenacs player to ever claim the honour, finishing with the Kingston franchise's sixth-highest assist total of 79. Edmonds' 113 points are the most by a Frontenac since Ling put up 135 during the 1994-95 season.

The Jim Mahon Memorial Trophy is awarded annually to the right winger who scores the most points during the OHL regular season. The trophy was presented for competition in the 1971-72 season by the players and management of the Peterborough Major Junior Hockey Club in memory of Jim Mahon, right winger for their team who was accidentally killed that summer. In the event of a tie, the award will go to the right winger who has scored the most goals. If there is still a tie, the players will become co-winners.

SEASON	PLAYER	SEASON	PLAYER	SEASON	PLAYER
71-72	Bill Harris, Toronto	89-90	Owen Nolan, Cornwall	07-08	John Hughes, Brampton
72-73	Dennis Vervegaert, London	90-91	Rob Pearson, Oshawa	08-09	Bryan Cameron, Belleville
73-74	Dave Gorman, St.Cath.	91-92	Darren McCarty, Belleville	09-10	Taylor Beck, Guelph
74-75	Mark Napier, Toronto	92-93	Kevin Brown, Detroit	10-11	Jason Akeson, KIT/Tyler Toffoli, OTT
75-76	Peter Lee, Ottawa	93-94	Kevin Brown, Detroit	11-12	Tyler Toffoli, Ottawa
76-77	John Anderson, Toronto	94-95	David Ling, Kingston	12-13	Seth Griffith, London
77-78	Dino Ciccarelli, London	95-96	Cameron Mann, Peterb.	13-14	Connor Brown, Erie
78-79	Mike Foligno, Sudbury	96-97	Joe Seroski, S.S. Marie	14-15	Mitchell Marner, London
79-80	Jim Fox, Ottawa	97-98	Maxim Spiridonov, London	15-16	Kevin Labanc, Barrie
80-81	Tony Tanti, Oshawa	98-99	Norm Milley, Sudbury	16-17	Alex DeBrincat, Erie
81-82	Tony Tanti, Oshawa	99-00	Sheldon Keefe, Barrie	17-18	Jordan Kyrou, Sarnia
82-83	Ian MacInnis, Cornwall	00-01	Branko Radivojevic, Belv	18-19	Justin Brazeau, North Bay
83-84	Wayne Presley, Kitchener	01-02	Mike Renzi, Belleville	19-20	Arthur Kaliyev, Hamilton
84-85	Dave MacLean, Belleville	02-03	Matt Foy, Ottawa	21-22	Lucas Edmonds, Kingston
85-86	Ray Sheppard, Cornwall	03-04	Corey Perry, London		
86-87	Ron Goodall, Kitchener	04-05	Corey Perry, London		
87-88	Sean Williams, Oshawa	05-06	David Bolland, London		
88-89	Stan Drulia, Niagara Falls	06-07	Patrick Kane, London		

Dave Pinkney Trophy (Lowest Team Goals Against Average)

MARCO COSTANTINI / MATTEO DROBAC HAMILTON BULLDOGS

The Hamilton Bulldogs surrendered a league-low 176 goals over their 68-game schedule, backstopped by goaltenders Marco Costantini and Matteo Drobac.

Costantini and Drobac backstopped the Bulldogs to the club's first Hamilton Spectator Trophy as OHL Regular Season champions as the club boasted an overall record of 51-12-3-2 for a franchise record 107 points.



Costantini led the league in goals-against average (2.32), save percentage (.917) and shutouts (6), establishing new Bulldogs single season records in those three categories while also playing to a mark of 31-9-2-2.

The Dave Pinkney Trophy is awarded annually to the goaltending tandem from the team that allows the fewest goals against during the regular season.

SEASON	PLAYER, CLUB	SEASON	PLAYER, CLUB	SEASON	PLAYER, CLUB
1948-49	Gil Mayer, BAR	1973-74	Don Edwards, KIT	1998-99	Robert Holsinger/Rob Zepp, PLY
1949-50	Don Lockhart, TOR	1974-75	Greg Millen, PBO	1999-00	Rob Zepp/Bill Ruggiero, PLY
1950-51	Don Lockhart, TOR/Lorne Howes, BAR	1975-76	Jim Bedard, SBY	2000-01	Rob Zepp/Paul Drew, PLY
1951-52	Don Head, TOR	1976-77	Pat Riggan, LDN	2001-02	Jason Bacashihua/Paul Drew, PLY
1952-53	John Henderson, TOR	1977-78	Al Jensen, HAM	2002-03	Paul Drew/Jeff Weber, PLY
1953-54	Dennis Riggan, HAM	1978-79	Nick Ricci/Glen Ernst, NF	2003-04	Gerald Coleman/Ryan MacDonald, LDN
1954-55	John Albani, TOR	1979-80	Rick LaFerriere/Terry Wright, PBO	2004-05	Gerald Coleman/Adam Dennis, LDN
1955-56	Jim Crockett, TOR	1980-81	Jim Ralph, OTT	2005-06	Dan Turple/Mark Packwood, KIT
1956-57	Len Broderick, TOR	1981-82	Marc D'Amour/John Vanbiesbrouck, SSM	2006-07	Michal Neuvirth/Jeremy Smith, PLY
1957-58	Len Broderick, TOR	1982-83	Peter Sidorkiewicz/Jeff Hogg, OSH	2007-08	Kyle Gajewski/Bryce O'Hagan, SSM
1958-59	Jacques Caron, PBO	1983-84	Darren Pang/Greg Coram, OTT	2008-09	Andrew Engelage/Josh Unice, WSR
1959-60	Gerry Cheeters, STM	1984-85	Scott Mosey/Marty Abrams, SSM	2009-10	Chris Carrozzi/JP Anderson, MISS
1960-61	Bud Blom, HAM	1985-86	Kay Whitmore/Ron Tugnutt, PBO	2010-11	JP Anderson/Mikael Audette, MISS
1961-62	George Holmes, MTL	1986-87	Jeff Hackett/Sean Evoy, OSH	2011-12	Mark Visentin/Chris Festarini, NIAG
1962-63	Chuck Goddard, PBO	1987-88	Todd Bojcun/John Tanner, PBO	2012-13	Jordan Binnington/Brandon Hope, OS
1963-64	Bernie Parent, NF	1988-89	John Tanner/Todd Bojcun, PBO	2013-14	Oscar Dansk/Devin Williams, ER
1964-65	Bernie Parent, NF	1989-90	Jeff Wilson/Sean Gauthier, KGN	2014-15	Ken Appleby/Jeremy Brodeur, OSH
1965-66	Ted Ouimet, MTL	1990-91	Mike Lenarduzzi/Kevin Hodson, SSM	2015-16	Tyler Parsons/Brendan Burke, LDN
1966-67	Peter McDuffe, STC	1991-92	Kevin Hodson, SSM	2016-17	Michael McNiven/Emanuel Vella, OS
1967-68	Jim Rutherford/Gerry Gray, HAM	1992-93	Chad Lang/Ryan Douglas, PBO	2017-18	Matthew Villalta/Tyler Johnson SSM
1968-69	Wayne Wood/Ted Tucker, MTL	1993-94	Sandy Allan/Scott Roche, NB	2018-19	Cedrick Andree/Michael DiPietro, OTT
1969-70	John Garrett, PBO	1994-95	Mark McArthur/Andy Adams, GUE	2019-20	Cedrick Andree/Will Cranley, OTT
1970-71	John Garrett, PBO	1995-96	Dan Cloutier/Brett Thompson, GUE	2021-22	Marco Costantini/Matteo Drobac, HAM
1971-72	Michel Larocque, OTT	1996-97	Tim Keyes/Craig Hillier, OTT		
1972-73	Mike Palmateer, TOR	1997-98	Craig Hillier/Seamus Kotyk, OTT		

Bill Long Award (Distinguished Service to the OHL)

STEVE BIENKOWSKI KITCHENER RANGERS

Bienkowski served as Rangers Chief Operating Officer over 18 seasons from 2002-2020 following six years on the club's Executive Committee. During his tenure as COO, Bienkowski oversaw tremendous success on the ice including an OHL championship and Memorial Cup title in 2003 along with another J. Ross Robertson Cup crown in 2008 paired with a successful bid to host the Memorial Cup, one that saw the Rangers reach the Championship Final.



The Bill Long Award for Distinguished Service is presented in recognition and appreciation of an individual who has made an outstanding contribution to the OHL. The recipient must be or have been actively engaged in Junior Hockey. The Award was initiated in 1989 to commemorate the efforts and contributions of Bill Long during his days in the Ontario Hockey League, spanning over three decades as a coach and manager of the Niagara Falls Flyers, Ottawa 67's and London Knights.

YEAR	RECIPIENT	YEAR	RECIPIENT	YEAR	RECIPIENT
1989	Alec Campagnaro, Guelph Platers	2002	Jack Ferguson, OHL	2016	Pat Casey, Peterborough Petes
1989	Earl Montagano, Ottawa 67's	2003	Norm Bryan, Peterborough Petes	2018	Larry Mavety, Kingston Frontenacs
1990	Sherwood Bassin, S.S. Marie Greyhounds	2005	Bert Templeton	2022	Steve Bienkowski, Kitchener Rangers
1992	Herb Warr, Peterborough Petes	2006	Jeff Twohey, Peterborough Petes		
1993	Dr. Robert L. Vaughan, Belleville Bulls	2008	Don Brankley, London Knights		
1994	Brian Kilrea, Ottawa 67's	2008	Gil Hughes, Oshawa Generals		
1997	Frank Bonello, Toronto	2009	Bert O'Brien, Ottawa; Sam Sisco, OHL		
1997	Wren Blair, Kingston Frontenacs	2010	Peter Karmanos Jr., Plymouth Whalers		
2002	Jim Lever, OHL	2013	Ray McKelvie, Owen Sound Attack		

Emms Family Award (Rookie of the Year)

CAM ALLEN GUELPH STORM

Allen joined the League as the third overall pick in the 2021 OHL Priority Selection, producing 13 goals, 24 assists and 37 points in 65 games along with a plus/minus rating of plus-13 during his 16-year-old season. His 13 goals led OHL rookie blueliners and are a new Storm franchise record by a 16 or 17-year-old rookie defender. His 175 shots on goal were the second-most by an OHL rookie blueliner. Allen will be eligible for the 2023 NHL Draft.



Allen follows defender Ryan Merkley (2016-17) and franchise standout Jeff O'Neill (1992-93) as the third player in Storm franchise history to earn OHL Rookie of the Year honours.

The Emms Family Award is presented annually to the top first year Ontario Hockey League player as selected by the OHL general managers. The award was donated by Leighton "Hap" Emms, former owner of the Barrie, Niagara Falls and St. Catharines OHL franchises. Hap Emms was also a long time coach and general manager of Barrie, Niagara Falls and St. Catharines. He is 15th among all-time winningest OHL coaches.

SEASON	PLAYER, CLUB	SEASON	PLAYER, CLUB	SEASON	PLAYER, CLUB
1972-73	Denis Maruk, London	1989-90	Chris Longo, Peterborough	2006-07	Patrick Kane, London
1973-74	Jack Valiquette, Sault Ste. Marie	1990-91	Cory Stillman, Windsor	2007-08	Taylor Hall, Windsor
1974-75	Danny Shearer, Hamilton	1991-92	Chris Gratton, Kingston	2008-09	Evgeny Grachev, Brampton
1975-76	John Tavella, Sault Ste. Marie	1992-93	Jeff O'Neill, Guelph	2009-10	Matt Puempel, Peterborough
1976-77	Mike Gartner, Niagara Falls	1993-94	Vitali Yachmenev, North Bay	2010-11	Nail Yakupov, Sarnia
1977-78	Wayne Gretzky, Sault Ste. Marie	1994-95	Bryan Berard, Detroit	2011-12	Aaron Ekblad, Barrie
1978-79	John Goodwin, Sault Ste. Marie	1995-96	Joe Thornton, Sault Ste. Marie	2012-13	Connor McDavid, Erie
1979-80	Bruce Dowie, Toronto	1996-97	Peter Sarno, Windsor	2013-14	Travis Konecny, Ottawa
1980-81	Tony Tanti, Oshawa	1997-98	David Legwand, Plymouth	2014-15	Alex DeBrincat, Erie
1981-82	Pat Verbeek, Sudbury	1998-99	Sheldon Keefe, Barrie	2015-16	Alexander Nylander, Mississauga
1982-83	Bruce Cassidy, Ottawa	1999-00	Derek Roy, Kitchener	2016-17	Ryan Merkley, Guelph
1983-84	Shawn Burr, Kitchener	2000-01	Rick Nash, London	2017-18	Andrei Svechnikov, Barrie
1984-85	Derek King, Sault Ste. Marie	2001-02	Patrick O'Sullivan, Mississauga	2018-19	Quinton Byfield, Sudbury
1985-86	Lonnie Loach, Guelph	2002-03	Rob Schremp, Mississauga	2019-20	Shane Wright, Kingston
1986-87	Andrew Cassels, Ottawa	2003-04	Bryan Little, Barrie	2021-22	Cam Allen, Guelph
1987-88	Rick Corriveau, London	2004-05	Benoit Pouliot, Sudbury		
1988-89	Owen Nolan, Cornwall	2005-06	John Tavares, Oshawa		

FW “Dinty” Moore Trophy (Lowest Rookie GAA)

DOMENIC DIVINCENTIIS
NORTH BAY BATTALION

DiVincentiis helped backstop the Battalion to a Central Division title, playing to a record of 14-8-0-1 with a .907 save percentage to accompany his 2.59 goals-against average. He was undefeated in regulation through his final eight starts of the season. He follows Matej Machovsky (2010-11) as the second Battalion goaltender to ever earn the distinction. He’s the third North Bay goaltender to do so, joining Scott Roche (1993-94) and Sandy Allan (1991-92) of the Centennials.



The F.W. “Dinty” Moore Trophy is awarded annually to the first year goaltender with the best goals against average during the regular schedule. The trophy is named after Port Colborne native F.W. “Dinty” Moore, the President of the OHA from 1942-45. Moore was honored as a Life Member of the OHA in 1962.

SEASON	PLAYER, CLUB	AVG.	SEASON	PLAYER, CLUB	AVG.
1975-76	Mark Locken, Hamilton	3.14	1998-99	Levente Szuper, Ottawa	2.33
1976-77	Barry Heard, London	3.28	1999-00	Andrew Sim, Sarnia	2.93
1977-78	Ken Ellacott, Peterborough	3.56	2000-01	Andy Chiodo, Toronto	2.49
1978-79	Nick Ricci, Niagara Falls	3.46	2001-02	Jason Bacashihua, Plymouth	2.34
1979-80	Mike Vezina, Ottawa	3.93	2002-03	Ryan Munce, Sarnia	2.64
1980-81	John Vanbiesbrouck, S.S. Marie	4.14	2003-04	Ryan MacDonald, London	2.06
1981-82	Shawn Kilroy, Peterborough	2.97	2004-05	Kyle Gajewski, Sault Ste. Marie	2.55
1982-83	Dan Burrows, Belleville	4.13	2005-06	Trevor Cann, Peterborough	2.65
1983-84	Gerry Iuliano, S.S. Marie	3.64	2006-07	Michal Neuvirth, Plymouth	2.32
1984-85	Ron Tugnutt, Peterborough	3.77	2007-08	Josh Unice, Kitchener	2.45
1985-86	Paul Henriques, Belleville	3.60	2008-09	J.P. Anderson, Mississauga	2.94
1986-87	Jeff Hackett, Oshawa	3.04	2009-10	Petr Mrazek, Ottawa	3.00
1987-88	Todd Bojcun, Peterborough	2.93	2010-11	Matej Machovsky, Brampton	2.90
1988-89	Jeff Wilson, Kingston	3.99	2011-12	Daniel Altshuller, Oshawa	3.55
1989-90	Sean Basilio, London	3.65	2012-13	Alex Nedeljkovic, Plymouth	2.28
1990-91	Kevin Hodson, S.S. Marie	3.22	2013-14	Matthew Mancina, Guelph	2.43
1991-92	Sandy Allan, North Bay	3.85	2014-15	Michael McNiven, Owen Sound	2.79
1992-93	Ken Shepard, Oshawa	3.48	2015-16	Michael DiPietro, Windsor	2.45
1993-94	Scott Roche, North Bay	3.52	2016-17	Matthew Villalta, Sault Ste. Marie	2.41
1994-95	David MacDonald, Sudbury	3.07	2017-18	Jordan Kooy, London	3.11
1995-96	Brett Thompson, Guelph	3.09	2018-19	Ethan Taylor, Sault Ste. Marie	3.24
1996-97	Shawn Degagne, Kitchener	3.29	2019-20	Brett Brochu, London	2.40
1997-98	Seamus Kotyk, Ottawa	2.66	2021-22	Domenic DiVincentiis, North Bay	2.59

Dan Snyder Memorial Trophy (Humanitarian of the Year)

MARK WOOLLEY
OWEN SOUND ATTACK

Diagnosed as a Type 1 Diabetic as a teenager, Woolley has been a leader on and off the ice. He raised \$25,000 toward Diabetes Canada during the 2021-22 season, contributing to an overall contribution of over \$60,000 through his Woolley’s Warriors initiative over the course of his five-year OHL career. The funds raised are being used to send children to Diabetes Canada D-Camps.



Even faced with barriers to community involvement through the Covid-19 pandemic, Woolley joined high school-aged Attack teammates in spearheading a charitable online auction entitled Woolley’s Warriors Operation November that raised over \$2,000 for his foundation. He took the lead and joined forces with the Attack on February 26, 2022 to host the club’s first-ever Woolley’s Warriors Night that featured specially-themed uniforms auctioned off for charity, an event that raised upwards of \$19,000.

In addition to building friendships and forming connections with young fans who have also been diagnosed with Type 1 Diabetes, Woolley was a force for the Attack on the ice, recording 12 points (3-9-12) over 54 games while drawing high praise on the OHL Coaches Poll, being voted the top Body Checker and top Shot Blocker in the Western Conference.

The Ontario Hockey League Board of Governors announced on November 19, 2004 that the OHL Humanitarian of the Year award was renamed the Dan Snyder Memorial Trophy in recognition of the former Owen Sound Platers captain who died from injuries sustained in an automobile accident in September, 2004. Snyder, who played four seasons with Owen Sound, was twice named his team’s humanitarian of the year in recognition of his tremendous efforts in supporting community activities.

SEASON	PLAYER	SEASON	PLAYER	SEASON	PLAYER
1992-93	Keli Corpse, Kingston	2002-03	Michael Mole, Belleville	2012-13	Ben Fanelli, Kitchener
1993-94	Brent Tully, Peterborough	2003-04	Chris Campoli, Erie	2013-14	Scott Simmonds, Belleville
1994-95	Brad Brown, North Bay	2004-05	Jeff MacDougald, Peterborough	2014-15	Nick Paul, North Bay
1995-96	Craig Mills, Belleville	2005-06	Mike Angelidis, Owen Sound	2015-16	Will Petschenig, Saginaw
1996-97	Mike Martone, Peterborough	2006-07	Andrew Gibbons, Belleville	2016-17	Garrett McFadden, Guelph
1997-98	Jason Metcalfe, London	2007-08	Peter Stevens, Kingston	2017-18	Garrett McFadden, Guelph
1998-99	Ryan McKie, Sudbury	2008-09	Chris Terry, Plymouth	2018-19	Nicholas Canade, Mississauga
1999-00	Dan Tessier, Ottawa	2009-10	Ryan Hayes, Plymouth	2019-20	Jacob Ingham, Kitchener
2000-01	Joey Sullivan, Erie	2010-11	Jack Walchessen, Peterborough	2021-22	Mark Woolley, Owen Sound
2001-02	David Silverstone, Belleville	2011-12	Andrew D’Agostini, Peterborough		

Mickey Renaud Captain's Trophy

MARK WOOLLEY OWEN SOUND ATTACK

Woolley was chosen for the award by a media selection committee as the OHL team captain that best exemplifies leadership on and off the ice, with a passion and dedication to the game of hockey and community that Mickey demonstrated.

Woolley's well-documented charitable work off the ice this past season resulted in \$25,000 donated to Diabetes Canada. Diagnosed as a Type 1 Diabetic as a teenager, Woolley has raised upwards of \$60,000 for Diabetes Canada throughout his time in the OHL, enabling children to attend camps facilitated through the organization.

The 6-foot-3, 226lb. native of St. Thomas, Ont. played four OHL seasons between Owen Sound and Guelph, recording 41 points (9-32-41) over 225 regular season games while adding four assists in 18 postseason matchups. Woolley was originally a third round (54th overall) pick by the Guelph Storm in the 2017 OHL Priority Selection.

The Ontario Hockey League announced in February, 2009 that the "Mickey Renaud Captain's Trophy" will be presented each season to the OHL team captain that best exemplifies the character and commitment that Renaud displayed during his career with the Spitfires. The winner is one of the 20 OHL member team captains and is selected by a special media selection committee representing each of the four OHL divisions. The award is named in honour of Mickey Renaud, the former Windsor Spitfires' captain, who passed away in February, 2008.



SEASON	PLAYER	SEASON	PLAYER
2008-09	Chris Terry, Plymouth	2016-17	Alex Peters, Flint
2009-10	John Kurtz, Sudbury	2017-18	Justin Lemcke, Hamilton
2010-11	Ryan Ellis, Windsor	2018-19	Isaac Ratcliffe, Guelph
2011-12	Andrew Agozzino, Niagara	2019-20	Ty Dellandrea, Flint
2012-13	Colin Miller, S.S. Marie	2021-22	Mark Woolley, Owen Sound
2013-14	Matt Finn, Guelph		
2014-15	Max Domi, London		
2015-16	Michael Webster, Barrie		

William Hanley Trophy (Most Sportsmanlike Player)

WYATT JOHNSTON WINDSOR SPITFIRES

The OHL's Eddie Powers Memorial Trophy recipient with 124 points (46-78-124) over 68 games, Johnston recorded just 26 penalty minutes in the process, being voted the Western Conference's Most Outstanding Player by the League's General Managers. He becomes the first Spitfires player to earn OHL Most Sportsmanlike honours since Kyle Wellwood in 2002-03.

An 18-year-old from Toronto, Ont., Johnston finished with 42 multi-point performances on the campaign including four different games with at least four points. He follows Kyle Wellwood as the second player in Spitfires franchise history to earn the award.



The William Hanley Trophy is awarded annually to the Most Sportsmanlike Player as selected by the League's general managers. This trophy is presented by the OHL to commemorate William Hanley, former Secretary-Manager of the Ontario Hockey Association for over 25 years. Prior to its inception in 1974-75, the Max Kaminsky Trophy was awarded to the Most Gentlemanly Player.

SEASON	PLAYER	SEASON	PLAYER	SEASON	PLAYER
1960-61	Bruce Draper, St. Michael's	1984-85	Scott Tottle, Peterborough	2003-04	Andre Benoit, Kitchener
1961-62	Lowell MacDonald, Hamilton	1985-86	Jason Lafreniere, Belleville	2004-05	Jeff Carter, Sault Ste. Marie
1962-63	Paul Henderson, Hamilton	1986-87	Scott McCrory, Osh/Keith Gretzky, Ham	2005-06	Wojtek Wolski, Brampton
1963-64	Fred Stanfield, St. Catharines	1987-88	Andrew Cassels, Ottawa	2006-07	Tom Pyatt, Saginaw
1964-65	Jimmy Peters, Hamilton	1988-89	Kevin Miehm, Oshawa	2007-08	Nick Spaling, Kitchener
1965-66	Andre Lacroix, Peterborough	1989-90	Mike Ricci, Peterborough	2008-09	Cody Hodgson, Brampton
1966-67	Mickey Redmond, Peterborough	1990-91	Dale Craigwell, Oshawa	2009-10	Ryan Spooner, Peterborough
1967-68	Tom Webster, Niagara Falls	1991-92	John Spoltore, North Bay	2010-11	Jason Akeson, Kitchener
1968-69	Rejean Houle, Montreal	1992-93	Pat Peake, Detroit	2011-12	Brandon Saad, Saginaw
1974-75	Doug Jarvis, Peterborough	1993-94	Jason Allison, London	2012-13	Tyler Graovac, Belleville
1975-76	Dale McCourt, Hamilton	1994-95	Vitali Yachmenev, North Bay	2013-14	Connor McDavid, Erie
1976-77	Dale McCourt, St. Catharines	1995-96	Jeff Williams, Guelph	2014-15	Dylan Strome, Erie
1977-78	Wayne Gretzky, Sault Ste. Marie	1996-97	Alyn McCauley, Ottawa	2015-16	Mike Amadio, North Bay
1978-79	Sean Simpson, Ottawa	1997-98	Matt Bradley, Kingston	2016-17	Nick Suzuki, Owen Sound
1979-80	Sean Simpson, Ottawa	1998-99	Brian Campbell, Ottawa	2017-18	Nick Suzuki, Owen Sound
1980-81	John Goodwin, Sault Ste. Marie	1999-00	Mike Zigomanis, Kingston	2018-19	Nick Suzuki, Guelph
1981-82	Dave Simpson, London	2000-01	Brad Boyes, Erie Otters	2019-20	Nick Robertson, Peterborough
1982-83	Kirk Muller, Guelph	2001-02	Brad Boyes, Erie Otters	2021-22	Wyatt Johnston, Windsor
1983-84	Kevin Conway, Kingston	2002-03	Kyle Wellwood, Windsor		

Leo Lalonde Memorial Trophy (Top Overage Player)

BRANDON COE
NORTH BAY BATTALION

Coe joined Wojtek Wolski and Justin Brazeau as the third player in Battalion franchise history to reach the century mark offensively, leading the team with 101 points including 34 goals, 67 assists and a plus/minus rating of plus-33. He becomes the second member of the Battalion to earn the award, following Brazeau who first did so with a 113-point season in 2018-19.

A 20-year-old native of Ajax, Ont., Coe was originally selected by the Battalion with the third overall pick of the 2017 OHL Priority Selection and has recorded a North Bay Battalion record 132 career assists, contributing to 218 points (86-132-218) over 250 regular season games.



The Leo Lalonde Memorial Trophy is awarded annually to the overage player of the year as selected by the League's general managers. The trophy was donated by the trainers of the League in memory of the late Leo Lalonde, former Chief Scout of the OHL's Central Scouting Bureau. He was formerly the Chief Scout for the Belleville Bulls, as well as a former scout with the Peterborough Petes.

SEASON	PLAYER	SEASON	PLAYER	SEASON	PLAYER
1983-84	Don McLaren, Ottawa	1996-97	Zac Bierk, Peterborough	2009-10	Bryan Cameron, Barrie
1984-85	Dunc MacIntyre, Belleville	1997-98	Bujar Amidovski, Toronto	2010-11	Jason Akeson, Kitchener
1985-86	Steve Guenette, Guelph	1998-99	Ryan Ready, Belleville	2011-12	Andrew Agozzino, Niagara
1986-87	Mike Richard, Toronto	1999-00	Dan Tessier, Ottawa	2012-13	Charles Sarault, Sarnia
1987-88	Len Soccio, North Bay	2000-01	Randy Rowe, Belleville	2013-14	Dane Fox, Erie
1988-89	Stan Drulia, Niagara Falls	2001-02	Cory Pecker, Erie	2014-15	Joseph Blandisi, Barrie
1989-90	Iain Fraser, Oshawa	2002-03	Chad Larose, Plymouth	2015-16	Kevin Labanc, Barrie
1990-91	Joey St. Aubin, Kitchener	2003-04	Martin St. Pierre, Guelph	2016-17	Darren Raddysh, Erie
1991-92	John Spoltore, North Bay	2004-05	Andre Benoit, Kitchener	2017-18	Aaron Luchuk, Barrie
1992-93	Scott Hollis, Oshawa	2005-06	Ryan Callahan, Guelph	2018-19	Justin Brazeau, North Bay
1993-94	B.J. MacPherson, North Bay	2006-07	Tyler Donati, Belleville	2019-20	Austen Keating, Ottawa
1994-95	Bill Bowler, Windsor	2007-08	Michael Swift, Niagara	2021-22	Brandon Coe, North Bay
1995-96	Aaron Brand, Sarnia	2008-09	Justin DiBenedetto, Sarnia		

Bobby Smith Trophy (Scholastic Player of the Year)

OWEN BECK
MISSISSAUGA STEELHEADS

Beck is the latest Steelheads player to earn academic recognition from a program that has produced recent Bobby Smith Trophy winners in Thomas Harley (2019) and Nicolas Hague (2016). The 18-year-old centreman has been busy in the classroom, carrying a heavy course load that includes Maths & Data Management (99%), Advanced Functions (96%), World Religions (95%), Kinesiology (94%), Chemistry (93%) and English (90%), resulting in an overall average of over 94% in his studies at Philip Pocock Catholic Secondary School. On the ice, Beck came in as the 10th ranked North American skater on NHL Central Scouting's Final Rankings for the 2022 NHL Draft following a rookie season that yielded 21 goals, 30 assists and 51 points in 68 games for the Steelheads.



A native of Port Hope, Ont., Beck emerged as one of the OHL's premier presences in the faceoff circle, winning 60.6% of his draws. He was voted the Eastern Conference's top face-off man in the OHL Coaches Poll.

The Bobby Smith Trophy is awarded annually to the OHL Scholastic Player of the Year who best combines high standards of play and academic excellence. The trophy is in honour of Bobby Smith, former Ottawa 67's star who exhibited the standard of excellence required by the award. Each team's nominee for the award becomes a member of the OHL Scholastic Team of the Year.

SEASON	PLAYER	SEASON	PLAYER	SEASON	PLAYER
1979-80	Steve Konroyd, Oshawa	1993-94	Ethan Moreau, Niagara Falls	2007-08	Ryan Ellis, Windsor
1980-81	Doug Smith, Ottawa	1994-95	Jamie Wright, Guelph	2008-09	Matt Duchene, Brampton
1981-82	Dave Simpson, London	1995-96	Boyd Devereaux, Kitchener	2009-10	Erik Gudbranson, Kingston
1982-83	Dave Gagner, Brantford	1996-97	Jake McCracken, S.S.M.	2010-11	Dougie Hamilton, Niagara
1983-84	Scott Tottle, Peterborough	1997-98	Manny Malhotra, Guelph	2011-12	Adam Pelech, Erie
1984-85	Craig Billington, Belleville	1998-99	Rob Zepp, Plymouth	2012-13	Darnell Nurse, S.S. Marie
1985-86	Chris Clifford, Kingston	1999-00	Brad Boyes, Erie	2013-14	Connor McDavid, Erie
1986-87	John McIntyre, Guelph	2000-01	Dustin Brown, Guelph	2014-15	Connor McDavid, Erie
1987-88	Darrin Shannon, Windsor	2001-02	Dustin Brown, Guelph	2015-16	Nicolas Hague, Mississauga
1988-89	Brian Collinson, Toronto	2002-03	Dustin Brown, Guelph	2016-17	Sasha Chmelevski, Ottawa
1989-90	Ryan Kuwabara, Ottawa	2003-04	Scott Lehman, Toronto	2017-18	Barrett Hayton, S.S. Marie
1990-91	Nathan LaFayette, Cornwall	2004-05	Richard Clune, Sarnia	2018-19	Thomas Harley, Mississauga
1991-92	Nathan LaFayette, Cornwall	2005-06	Danny Battochio, Ottawa	2019-20	Cole Perfetti, Saginaw
1992-93	Tim Spitzig, Kitchener	2006-07	Steven Stamkos, Sarnia	2021-22	Owen Beck, Mississauga

2021-22 OHL Scholastic Team

Barrie Colts - Hunter Haight
Erie Otters - Nolan Lalonde
Flint Firebirds - Ethan Hay
Guelph Storm - Matthew Poitras
Hamilton Bulldogs - Patrick Thomas
Kingston Frontenacs - Shane Wright
Kitchener Rangers - Jacob LeBlanc
London Knights - Isaiah George
Mississauga Steelheads - Owen Beck

Niagara IceDogs - Isaac Enright
North Bay Battalion - Tnias Mathurin
Oshawa Generals - Calum Ritchie
Ottawa 67's - Will Gerrior
Owen Sound Attack - Colby Barlow
Peterborough Petes - Sam Alfano
Saginaw Spirit - P.J. Forgione
Sarnia Sting - Ryan Mast
Soo Greyhounds - Bryce McConnell-Barker

Sudbury Wolves - Evan Konyen
Windsor Spitfires - Ethan Miedema

Ivan Tennant Memorial Award

CAL UENS OWEN SOUND ATTACK

Uens achieved a 98.7% average in studies at Owen Sound District Secondary School, excelling in Business Leadership (100%), a pair of English courses (98%, 99%) and Challenge and Change in Society (98%). His impressive work ethic has resulted in him accumulating enough credits to graduate Grade 12 a year early, enabling him to begin taking University courses next season.

A 17-year-old native of Napanee, Ont., Uens recorded four goals, 14 assists and 18 points over 68 games in his rookie season on the Attack blue line. The 5-foot-8, 152lb. defender was Owen Sound's third round (42nd overall) choice in the 2021 OHL Priority Selection. He will be eligible for the NHL Draft in 2023.



The Ivan Tennant Memorial Award is given out each year to the top academic high school student in the OHL. The award is based on the player's average in his best six courses regardless of level of difficulty of the courses. The award is named in honour of Ivan Tennant who spent a lifetime combining hockey and education. He was the Kitchener Rangers' Education Consultant for 20 years and a key figure on the OHL's Academic Advisor's Committee.

SEASON	PLAYER	SEASON	PLAYER	SEASON	PLAYER
2004-05	Matt Pelech, Sarnia	2011-12	Adam Pelech, Erie	2018-19	Mack Guzda, Owen Sound
2005-06	Joe Pleckaitis, Ottawa	2012-13	Connor Burgess, Sudbury		Zack Terry, Guelph
2006-07	Andrew Shorkey, Owen Sound	2013-14	Adam Craievich, Guelph	2019-20	Logan LeSage, Owen Sound
2007-08	Alex Freisen, Niagara	2014-15	Stephen Dhillon, Niagara	2020-21	Lawson Sherk, Hamilton
2008-09	Freddie Hamilton, Niagara	2015-16	Kyle Keyser, Flint	2021-22	Cal Uens, Owen Sound
2009-10	Dougie Hamilton, Niagara	2016-17	Quinn Hanna, Guelph		
2010-11	Andrew D'Agostini, Peterborough	2017-18	Mack Guzda, Owen Sound		

Roger Neilson Memorial Award

ADAM VARGA OTTAWA 67'S

Varga managed to exceed his 2020-21 benchmark of a 94% average, achieving a 95.8% mark over seven courses at the University of Maryland, excelling in Human Resources Management (100%), Technology and Culture (98%), Philosophy (98%), Biology (98%), Psychology (95%), Information Systems and Organizations (94%) and Integrated Market Communications (88%).

Varga joins former Mississauga Steelheads teammate Stephen Gibson (2017 & '18), Windsor Spitfires graduate Derek Lanoue (2010 & '11) and past 67's netminder Danny Battochio (2005 & '06) as the fourth back-to-back winner in League history.



A 20-year-old native of Bel Air, Maryland, Varga recorded four goals, 11 assists and 15 points in 40 games with the 67's in his overage season. The 6-foot-1, 181lb. right-winger appeared in 205 career regular season contests between Ottawa and Mississauga, recording 18 goals, 30 assists and 48 points in the process. He was originally Mississauga's seventh round (121st overall) pick in the 2017 OHL Priority Selection.

The Roger Neilson Memorial Award is named in honour of the Hall of Fame Coach who served behind the Peterborough Petes bench in the late 1960's and early 1970's. Neilson, a former high school teacher, was a pioneer in stressing the importance of education to all of his players.

SEASON	PLAYER	SEASON	PLAYER	SEASON	PLAYER
2004-05	Danny Battochio, Ottawa	2011-12	Kyle Pereira, Guelph	2018-19	Sasha Chmelevski, Ottawa
2005-06	Danny Battochio, Ottawa	2012-13	Daniel Altshuller, Oshawa	2019-20	Jacob Golden, Erie
2006-07	Derrick Bagshaw, Erie	2013-14	Patrick Watling, S.S. Marie	2020-21	Adam Varga, Ottawa
2007-08	Scott Aarssen, London	2014-15	Justin Nichols, Guelph	2021-22	Adam Varga, Ottawa
2008-09	Tim Priamo, Guelph	2015-16	Damian Bourne, Mississauga		
2009-10	Derek Lanoue, Windsor	2016-17	Stephen Gibson, Mississauga		
2010-11	Derek Lanoue, Windsor	2017-18	Stephen Gibson, Mississauga		

Canadian Hockey League Awards

DAVID BRANCH PLAYER OF THE YEAR

SEASON	PLAYER, TEAM
21-22	Logan Stankoven, Kamloops
19-20	Alexis Lafreniere, Rimouski
18-19	Alexis Lafreniere, Rimouski
17-18	Alex Barré-Boulet, Blainville-Boisbriand
16-17	Alex DeBrincat, Erie
15-16	Mitch Marner, London
14-15	Connor McDavid, Erie
13-14	Anthony Mantha, Val d'Or
12-13	Jonathan Drouin, Halifax
11-12	Brendan Shinnimin, Tri-City
10-11	Ryan Ellis, Windsor
09-10	Jordan Eberle, Regina
08-09	Cody Hodgson, Brampton
07-08	Justin Azevedo, Kitchener
06-07	John Tavares, Oshawa
05-06	Alexander Radulov, Quebec
04-05	Sidney Crosby, Rimouski
03-04	Sidney Crosby, Rimouski
02-03	Corey Locke, Ottawa
01-02	P-M Bouchard, Chicoutimi
00-01	Simon Gamache, Val d'Or
99-00	Brad Richards, Rimouski
98-99	Brian Campbell, Ottawa
97-98	Sergei Varlamov, S. Current
96-97	Alyn McCauley, Ottawa
95-96	Christian Dube, Sherbrooke
94-95	David Ling, Kingston
93-94	Jason Allison, London
92-93	Pat Peake, Detroit
91-92	Charles Poulin, Ste. Hyac.
90-91	Eric Lindros, Oshawa
89-90	Mike Ricci, Peterborough
88-89	Bryan Fogarty, Niagara Falls
87-88	Joe Sakic, Swift Current
86-87	Rob Brown, Kamloops
85-86	Luc Robitaille, Hull
84-85	Dan Hodgson, Prince Albert
83-84	Mario Lemieux, Laval
82-83	Pat LaFontaine, Verdun
81-82	Dave Simpson, London
80-81	Dale Hawerchuk, Cornwall
79-80	Doug Wickenheiser, Regina
78-79	Pierre LaCroix, Trois Rivieres
77-78	Bob Smith, Ottawa
76-77	Dale McCourt, Hamilton
75-76	Peter Lee, Ottawa
74-75	Ed Staniowski, Regina

ROOKIE OF THE YEAR

21-22	Brayden Yager, Moose Jaw
19-20	Shane Wright, Kingston
18-19	Quinton Byfield, Sudbury
17-18	Alexis Lafreniere, Rimouski
16-17	Nico Hischier, Halifax
15-16	Alexander Nylander, Mississauga
14-15	Alex DeBrincat, Erie
13-14	Nikolaj Ehlers, Halifax
12-13	Valentin Zykov, Baie-Comeau
11-12	Mikhail Grigorenko, Quebec
10-11	Nail Yakupov, Sarnia
09-10	Matt Puempel, Peterborough
08-09	Brett Connolly, Prince George
07-08	Taylor Hall, Windsor
06-07	Patrick Kane, London
05-06	John Tavares, Oshawa
04-05	Benoit Pouliot, Sudbury
03-04	Sidney Crosby, Rimouski
02-03	Matt Ellison, Red Deer
01-02	Patrick O'Sullivan, Miss.
00-01	Scottie Upshall, Kamloops
99-00	Dan Blackburn, Kootenay
98-99	Pavel Brendl, Calgary
97-98	David Legwand, Plymouth
96-97	Vincent Lecavalier, Rimouski
95-96	Joe Thornton, S.S. Marie
94-95	Bryan Berard, Detroit
93-94	Vitali Yachmenev, North Bay
92-93	Jeff Friesen, Regina
91-92	Alexandre Daigle, Victoriaville
90-91	Phillippe Boucher, Granby
89-90	Petr Nedved, Seattle
88-89	Yanic Perrault, Trois-Rivieres
87-88	Martin Gelinas, Hull

DEFENCEMAN OF THE YEAR

21-22	Nathan Staios, Hamilton
19-20	Noel Hoefenmayer, Ottawa
18-19	Ty Smith, Spokane
17-18	Nicolas Hague, Mississauga
16-17	Thomas Chabot, Saint John
15-16	Ivan Provorov, Brandon
14-15	Anthony DeAngelo, S.S. Marie
13-14	Derrick Pouliot
12-13	Ryan Sproul, S.S. Marie
11-12	Dougie Hamilton, Niagara
10-11	Ryan Ellis, Windsor
09-10	David Savard, Moncton
08-09	Jonathan Blum, Vancouver
07-08	Karl Alzner, Calgary
06-07	Kris Russell, Medicine Hat
05-06	Keith Yandle, Moncton
04-05	Danny Syvret, London
03-04	James Wisniewski, Plymouth
02-03	Brendan Bell, Ottawa
01-02	Dan Hamhuis, Prince George
00-01	Marc Ande Bergeron, Shaw.
99-00	Mick Dupont, Kamloops

98-99	Brad Stuart, Calgary
97-98	Derrick Walser, Rimouski
96-97	Sean Blanchard, Ottawa
95-96	Bryan Berard, Detroit
94-95	Nolan Baumgartner, Kaml.
93-94	Steve Gosselin, Chicoutimi
92-93	Chris Pronger, Peterborough
91-92	Drake Beréhowsky, N.Bay
90-91	Patrice Brisebois, Drum.
89-90	John Slaney, Cornwall
88-89	Bryan Fogarty, Niagara Falls
87-88	Greg Hawgood, Kamloops

GOALTENDER OF THE YEAR

21-22	Dylan Garand, Kamloops
19-20	Dustin Wolf, Everett
18-19	Ian Scott, Prince Albert
17-18	Carter Hart, Everett
16-17	Michael McNiven, Owen Sound
15-16	Carter Hart, Everett
14-15	Philippe Desrosiers, Rimouski
13-14	Jordon Cooke, Kelowna
12-13	Patrik Bartosak, Red Deer
11-12	Michael Houser, London
10-11	Darcy Kuemper, Red Deer
09-10	Jake Allen, Drummondville
08-09	Mike Murphy, Belleville
07-08	Chet Pickard, Tri-City
06-07	Carey Price, Tri-City
05-06	Justin Pogge, Calgary
04-05	Jeff Glass, Kootenay
03-04	Cam Ward, Red Deer
02-03	Adam Russo, Ac. Bathurst
01-02	Ray Emery, S.S. Marie
00-01	Dan Blackburn, Kootenay
99-00	Andrew Raycroft, Kingston
98-99	Cody Rudkowsky, Seattle
97-98	Mathieu Garon, Victoriaville
96-97	Marc Denis, Chicoutimi
95-96	Frederic Deschenes, Granby
94-95	Martin Biron, Beauport
93-94	Norm Maracle, Saskatoon
92-93	Jocelyn Thibault, Sherbrooke
91-92	Corey Hirsch, Kamloops
90-91	Felix Potvin, Chicoutimi
89-90	Trevor Kidd, Brandon
88-89	Stephane Fiset, Victoriaville
87-88	Stephane Beauregard, St. Jean

SPORTSMAN OF THE YEAR

21-22	Jordan Dumais, Halifax
19-20	Nick Robertson, Peterborough
18-19	Justin Almeida, Moose Jaw
17-18	Aleks Heponiemi, Swift Current
16-17	Nick Suzuki, Owen Sound
15-16	Samuel Girard, Shawinigan
14-15	Rourke Chartier, Kelowna
13-14	Sam Reinhart, Kootenay
12-13	Tyler Graovac, Belleville
11-12	Mark Stone, Brandon
10-11	Philip-Michael Devos, Gatineau
09-10	Jason Bast, Moose Jaw
08-09	Cedric Lalonde-McNicoll, Shaw.
07-08	Cedric Lalonde-McNicoll, Shaw.
06-07	David Desharnais, Chicoutimi
05-06	Kris Russell, Medicine Hat
04-05	Jeff Carter, Sault Ste. Marie
03-04	Benoit Mondou, Shawinigan
02-03	Kyle Wellwood, Windsor
01-02	Brad Boyes, Erie
00-01	Brandon Reid, Val d'Or
99-00	Jonathan Roy, Moncton
98-99	Matt Kinch, Calgary
97-98	Cory Cyrenne, Brandon
96-97	Kelly Smart, Brandon
95-96	Hnat Domenichelli, Kamloops
94-95	Eric Daze, Beauport
93-94	Yannick Dube, Laval
92-93	Rick Gerard, Swift Current
91-92	Martin Gendron, S. Hyac.
90-91	Pat Falloon, Spokane
89-90	Andrew McKim, Hull

HUMANITARIAN OF THE YEAR

21-22	Luke Prokop, Edmonton
19-20	Xavier Simoneau, Drummondville
18-19	Charle-Edouard D'Astous, Rimouski
17-18	Garrett McFadden, Guelph
16-17	Tyler Wong, Lethbridge
15-16	Will Petschenig, Saginaw
14-15	Danick Martel, Blainville-Boisbriand
13-14	Sam Fioretti, Moose Jaw
12-13	Ben Fanelli, Kitchener
11-12	Vincent Barnard, Quebec
10-11	Spencer Edwards, Moose Jaw
09-10	Ryan Hayes, Plymouth
08-09	Matthew Pistilli, Shawinigan
07-08	Chris Morehouse, Moncton
06-07	Kyle Moir, Swift Current
05-06	Mike Angelidis, Owen Sound
04-05	Colin Fraser, Red Deer
03-04	Chris Campoli, Erie
02-03	Ryan Craig, Brandon
01-02	Brandin Cote, Spokane
00-01	Jim Vandermeer, Red Deer
99-00	Simone Gamache, Val d'Or
98-99	Philippe Sauve, Rimouski
97-98	Jason Metcalfe, London
96-97	Jesse Wallin, Red Deer

95-96	Craig Mills, Belleville
94-95	D.A. Beauregard, Ste. Hyac.
93-94	Stephane Roy, Val d'Or
92-93	Keli Corpe, Kingston

SCHOLASTIC PLAYER OF THE YEAR

21-22	Owen Beck, Mississauga
19-20	Cole Perfetti, Saginaw
18-19	Dustin Wolf, Everett
17-18	Alexandre Alain, Blainville-Boisbriand
16-17	Sasha Chmelevski, Ottawa
15-16	Alexis D'Amour, Shawinigan
14-15	Connor McDavid, Erie
13-14	Connor McDavid, Erie
12-13	Josh Morrissey, Prince Albert
11-12	Jonathan Brunelle, Cape Breton
10-11	Dougie Hamilton, Niagara
09-10	Dominic Jalbert, Chicoutimi
08-09	Stefan Elliott, Saskatoon
07-08	Robert Slaney, Cape Breton
06-07	Alexandre Picard-Hooper, B-C
05-06	P-M Guilbault, Shawinigan
04-05	Gilbert Brule, Vancouver
03-04	Devan Dubnyk, Kamloops
02-03	Dustin Brown, Guelph
01-02	Olivier Michaud, Montreal
00-01	Dan Hulak, Portland
99-00	Brad Boyes, Erie
98-99	Rob Zepp, Plymouth
97-98	Kyle Rossiter, Spokane
96-97	Stefan Cherneski, Brandon
95-96	Boyd Devereaux, Kitchener
94-95	Perry Johnson, Regina
93-94	Patrick Boileau, Laval
92-93	David Profimenkoff, Leth.
91-92	Nathan LaFayette, Cornwall
90-91	Scott Niedermayer, Kamloops
89-90	Jeff Nelson, Prince Albert
88-89	Jeff Nelson, Prince Albert
87-88	Darrin Shannon, Windsor

BRIAN KILREA COACH OF THE YEAR

21-22	Jim Hulton, Charlottetown
19-20	Andre Tourigny, Ottawa
18-19	Mario Pouliot, Rouyn-Noranda
17-18	Drew Bannister, S.S. Marie
16-17	Ryan McGill, Owen Sound
15-16	Gilles Bouchard, Rouyn-Noranda
14-15	Sheldon Keefe, S.S. Marie
13-14	Eric Veilleux, Baie-Comeau
12-13	Dominique Ducharme, Halifax
11-12	Jim Hiller, Tri-City
10-11	Gerard Gallant, Saint John
09-10	Gerard Gallant, Saint John
08-09	Bob Boughner, Windsor
07-08	Bob Boughner, Windsor
06-07	Clement Jodoin, Lewiston
05-06	Wil Desjardins, Med. Hat
04-05	Cory Clouston, Kootenay
03-04	Dale Hunter, London
02-03	Marc Habscheid, Kelowna
01-02	Bob Lowes, Regina
00-01	Brent Sutter, Red Deer
99-00	Peter DeBoer, Plymouth
98-99	Guy Chouinard, Quebec
97-98	Dean Clark, Calgary
96-97	Brian Kilrea, Ottawa
95-96	Bob Lowes, Brandon
94-95	Craig Hartsburg, Guelph
93-94	Brad Templeton, North Bay
92-93	Marcel Comeau, Tacoma
91-92	Bryan Maxwell, Spokane
90-91	Joe Canale, Chicoutimi
89-90	Ken Hitchcock, Kamloops
88-89	Joe McDonnell, Kitchener
87-88	Alain Vigneault, Hull

TOP SCORER

21-22	Wyatt Johnston, Windsor
19-20	Marco Rossi, Ottawa
18-19	Jason Robertson, Niagara
17-18	Jayden Halbgewachs, Moose Jaw
16-17	Sam Steel, Regina
15-16	Conor Garland, Moncton
14-15	C. Garland, Moncton/D. Strome, Erie
13-14	Connor Brown, Erie
12-13	B. Leipsic, Portland/N. Petan, Portland
11-12	Brendan Shinnimin, Tri-City
10-11	Linden Vey, Medicine Hat
09-10	Brandon Kozun, Calgary
08-09	Yannick Riendeau, Drummondville
07-08	Justin Azevedo, Kitchener
06-07	Patrick Kane, London
05-06	Alexander Radulov, Quebec
04-05	Sidney Crosby, Rimouski
03-04	Sidney Crosby, Rimouski
02-03	Corey Locke, Ottawa
01-02	P-M Bouchard, Chicoutimi
00-01	Simon Gamache, Val d'Or
99-00	Brad Richards, Rimouski
98-99	Mike Ribeiro, Rimouski
97-98	Ramzi Abid, Chicoutimi
96-97	Pavel Rosa, Hull
95-96	Daniel Briere, Drum.
94-95	Marc Savard, Oshawa
93-94	Jason Allison, London

OHL All-Star Teams

2021-22
Goal
Defence
Defence
Centre
Right Wing
Left Wing
Coach

First Team
Brett Brochu, London
Nathan Staios, Hamilton
Ryan O'Rourke, Sault Ste. Marie
Wyatt Johnston, Windsor
Brandon Coe, North Bay
Brennan Othmann, Flint
James Richmond, Mississauga

Second Team
Luke Cavallin, Flint
Jack Thompson, Sault Ste. Marie
Brandt Clarke, Barrie
Mason McTavish, Hamilton
Luke Evangelista, London
Will Cuyllé, Windsor
Ted Dent, Flint

Third Team
Marco Costantini, Hamilton
Arber Xhekaj, Hamilton
Pavel Mintyukov, Saginaw
Shane Wright, Kingston
Lucas Edmonds, Kingston
Tye Kartye, Sault Ste. Marie
Jay McKee, Hamilton

2019-20
Goal
Defence
Defence
Centre
Right Wing
Left Wing
Coach

First Team
Nico Daws, Guelph
Noel Hoefenmayer, Ottawa
Jamie Drysdale, Erie
Marco Rossi, Ottawa
Arthur Kaliyev, Hamilton
Nick Robertson, Peterborough
Andre Tourigny, Ottawa

Second Team
Jacob Ingham, Kitchener
Thomas Harley, Mississauga
Kevin Bahl, Ottawa
Connor McMichael, London
Joseph Garreffa, Ottawa
Cole Perfetti, Saginaw
Dale Hunter, London

Third Team
Cedrick Andree, Ottawa
Alec Regula, London
Ryan Merkley, London
Quinton Byfield, Sudbury
Sean Josling, Sarnia
Pavel Gogolev, Guelph
George Burnett, Guelph

2018-19
Goal
Defence
Defence
Centre
Right Wing
Left Wing
Coach

First Team
Ukko-Pekka Luukkonen, Sudbury
Evan Bouchard, London
Mac Hollowell, Sault Ste. Marie
Morgan Frost, S.S. Marie
Justin Brazeau, North Bay
Jason Robertson, Niagara
Andre Tourigny, Ottawa

Second Team
Kyle Keyser, Oshawa
Bode Wilde, Saginaw
Adam Boqvist, London
Kevin Hancock, London
Tye Felhaber, Ottawa
Arthur Kaliyev, Hamilton
Cory Stillman, Sudbury

Third Team
Ivan Prosvetov, Saginaw
Dmitri Samorukov, Guelph
Thomas Harley, Mississauga
Nick Suzuki, Guelph
Nate Schnarr, Guelph
Isaac Ratcliffe, Guelph
Dale Hunter, London

2017-18
Goal
Defence
Defence
Centre
Right Wing
Left Wing
Coach

First Team
Michael DiPietro, Windsor
Nicolas Hague, Mississauga
Evan Bouchard, London
Morgan Frost, S.S. Marie
Jordan Kyrou, Sarnia
Boris Katchouk, S.S. Marie
Drew Bannister, S.S. Marie

Second Team
Jeremy Helvig, Kingston
Sean Durzi, Owen Sound
Conor Timmins, S.S. Marie
Aaron Luchuk, Barrie
Taylor Raddysh, S.S. Marie
Sam Miletic, Niagara
Dale Hawerchuk, Barrie

Third Team
Matthew Villalta, S.S. Marie
Cam Dineen, Sarnia
Joey Keane, Barrie
Gabriel Vilardi, Kingston
Jason Robertson, Kingston
Adam Mascherin, Kitchener
Trevor Letowski, Windsor

2016-17
Goal
Defence
Defence
Centre
Right Wing
Left Wing
Coach

First Team
Michael McNiven, Owen Sound
Santino Centorame, Owen Sound
Darren Raddysh, Erie
Dylan Strome, Erie
Alex DeBrincat, Erie
Adam Mascherin, Kitchener
Ryan McGill, Owen Sound

Second Team
Tyler Parsons, London
Ryan Mantha, Niagara
Mikhail Sergachev, Windsor
Nick Suzuki, Owen Sound
Petrus Palmu, Owen Sound
Jonah Gadjovich, Owen Sound
Kris Knoblauch, Erie

Third Team
Michael DiPietro, Windsor
Filip Hronek, Saginaw
Olli Juolevi, London
Cliff Pu, London
Taylor Raddysh, Erie
Kevin Hancock, Owen Sound
Drew Bannister, Sault Ste. Marie

2015-16
Goal
Defence
Defence
Centre
Right Wing
Left Wing
Coach

First Team
Mackenzie Blackwood, Barrie
Mikhail Sergachev, Windsor
Rasmus Andersson, Barrie
Christian Dvorak, London
Mitch Marner, London
Matthew Tkachuk, London
Kris Knoblauch, Erie

Second Team
Devin Williams, Erie
Travis Dermott, Erie
Jakob Chychrun, Sarnia
Mike Amadio, North Bay
Kevin Labanc, Barrie
Andrew Mangiapane, Barrie
Rocky Thompson, Windsor

Third Team
Alex Nedeljkovic, Niagara
Olli Juolevi, London
Roland McKeown, Kingston
Dylan Strome, Erie
Alex DeBrincat, Erie
Alexander Nylander, Mississauga
Mike Van Ryn, Kitchener

2014-15
Goal
Defence
Defence
Centre
Right Wing
Left Wing
Coach

First Team
Lucas Peressini, Kingston
Anthony DeAngelo, S.S. Marie
Chris Bigras, Owen Sound
Connor McDavid, Erie
Mitch Marner, London
Max Domi, London
Sheldon Keefe, S.S. Marie

Second Team
Ken Appleby, Oshawa
Darnell Nurse, S. S. Marie
Rasmus Andersson, Barrie
Dylan Strome, Erie
Alex DeBrincat, Erie
Tyler Bertuzzi, Guelph
Jeff Brown, Ottawa

Third Team
Alex Nedeljkovic, Plymouth
Jakob Chychrun, Sarnia
Jordan Subban, Belleville
Joseph Blandisi, Barrie
Sergey Tolchinsky, S.S. Marie
Michael Dal Colle, Oshawa
D.J. Smith, Oshawa

2013-14
Goal
Defence
Defence
Centre
Right Wing
Left Wing
Coach

First Team
Alex Nedeljkovic, Plymouth
Aaron Ekblad, Barrie
Slater Koekoek, Windsor
Scott Loughton, Oshawa
Connor Brown, Erie
Dane Fox, Erie
DJ Smith, Oshawa

Second Team
Matt Murray, S.S. Marie
Adam Pelech, Erie
Nikita Zadorov, London
Connor McDavid, Erie
Scott Kosmachuk, Guelph
Michael Dal Colle, Oshawa
Kris Knoblauch, Erie

Third Team
Oscar Dansk, Erie
Darnell Nurse, S.S. Marie
Matt Finn, Guelph
Sam Bennett, Kingston
Nick Baptiste, Sudbury
Max Domi, London
Scott Walker, Guelph

2012-13
Goal
Defence
Defence
Centre
Right Wing
Left Wing
Coach

First Team
Jordan Binnington, Owen Sound
Ryan Sproul, S.S. Marie
Scott Harrington, London
Vincent Trocheck, Plymouth
Seth Griffith, London
Reid Boucher, Sarnia
Mike Vellucci, Plymouth

Second Team
John Gibson, Kitchener
Cody Ceci, Owen Sound
Ryan Murphy, Kitchener
Charles Sarault, Sarnia
Brett Ritchie, Niagara
Garret Ross, Saginaw
George Burnett, Belleville

Third Team
Malcolm Subban, Belleville
Dylan DeMelo, Mississauga
Colin Miller, S.S. Marie
Boone Jenner, Oshawa
Cameron Brace, Owen Sound
Anthony Camara, Barrie
D.J. Smith, Oshawa

OHL All-Star Teams

2011-12
Goal
Defence
Defence
Centre
Right Wing
Left Wing
Coach

First Team
Michael Houser, London
Doug Hamilton, Niagara
Scott Harrington, London
Michael Sgarbossa, Sudbury
Tyler Toffoli, Ottawa
Brandon Saad, Saginaw
Greg Gilbert, Saginaw

Second Team
Mark Visentin, Niagara
Cody Ceci, Ottawa
Ryan Murphy, Kitchener
Sean Monahan, Ottawa
Seth Griffith, London
Tanner Pearson, Barrie
Steve Spott, Kitchener

Third Team
John Gibson, Kitchener
Beau Schmitz, Plymouth
Ryan Sproul, Sault Ste. Marie
Alex Friesen, Niagara
Nail Yakupov, Sarnia
Andrew Agozzino, Niagara
Stan Butler, Brampton

2010-11
Goal
Defence
Defence
Centre
Right Wing
Left Wing
Coach

First Team
Mark Visentin, Niagara
Ryan Ellis, Windsor
Ryan Murphy, Kitchener
Joey Hishon, Owen Sound
Tyler Toffoli, Ottawa
Garrett Wilson, Owen Sound
Mark Reeds, Owen Sound

Second Team
JP Anderson, Mississauga
Doug Hamilton, Niagara
Marc Cantin, Mississauga
Ryan Strome, Niagara
Jason Akeson, Kitchener
Marcus Foligno, Sudbury
Dave Cameron, Mississauga

Third Team
Petr Mrazek, Ottawa
Brett Flemming, Mississauga
Jesse Blacker, Owen Sound
Casey Cizikas, Mississauga
Christian Thomas, Oshawa
Josh Shalla, Saginaw
Michael Vellucci, Plymouth

2009-10
Goal
Defence
Defence
Centre
Right Wing
Left Wing
Coach

First Team
Chris Carrozzini, Mis
Jacob Muzzini, SSM
Nick Crawford, Bar
Tyler Seguin, Ply
Bryan Cameron, Bar
Taylor Hall, Wsr
Dale Hunter, Ldn

Second Team
Matt Hackett, Ply
Cameron Gaunce, Mis
Ryan Ellis, Wsr
Nazem Kadri, Ldn
Taylor Beck, Gue
Jeremy Morin, Kit
Dave Cameron, Mis

Third Team
Patrick Killeen, Bra
Alex Pietrangelo, Bar
Shawn Lalonde, Belv
Luke Pither, Bar
Greg Nesmisz, Wsr
Chris MacKinnon, Kit
Marty Williamson, Bar

2008-09
Goal
Defence
Defence
Centre
Right Wing
Left Wing
Coach

First Team
Mike Murphy, Belv
Ryan Ellis, Wsr
P.K. Subban, Belv
Cody Hodgson, Bram
Bryan Cameron, Belv
Taylor Hall, Wsr
Bob Boughner, Wsr

Second Team
Thomas McCollum, Bram
Cameron Gaunce, Mis
John Carlson, Ldn
John Tavares, Ldn
Greg Nemisz, Wsr
Justin DiBenedetto, Sar
George Burnett, Belv

Third Team
Edward Pasquale, Sag
Alex Pietrangelo, Nia
Michael Del Zotto, Ldn
Chris Terry, Ply
Matt Kennedy, Gue
Evgeny Grachev, Bram
Mike Vellucci, Ply

2007-08
Goal
Defence
Defence
Centre
Right Wing
Left Wing
Coach

First Team
Mike Murphy, Belv
Drew Doughty, Gue
Zach Bogosian, Pbo
Justin Azevedo, Kit
Matt Halischuk, Kit
Brett MacLean, Osh
Bob Boughner, Wsr

Second Team
Steve Mason, Kit
Bobby Sanguinetti, Bra
Yannick Weber, Kit
Steven Stamkos, Sar
Stefan Legein, Nia
Luca Caputi, Nia
Peter DeBoer, Kit

Third Team
Thomas McCollum, Gue
Alex Pietrangelo, Nia
Ryan Wilson, Sar
Shawn Matthias, Belv
Wayne Simmonds, SSM
Matt Beleskey, Belv
George Burnett, Belv

2006-07
Goal
Defence
Defence
Centre
Right Wing
Left Wing
Coach

First Team
Steve Mason, Ldn
Marc Staal, Sby
Drew Doughty, Gue
John Tavares, Osh
Patrick Kane, Ldn
James Neal, Ply
Michael Vellucci, Ply

Second Team
Michal Neuvirth, Ply
Jakub Kindl, Kit
Ryan Parent, Gue
Bryan Little, Bar
Tyler Donati, Belv
Brett MacLean, Osh
Mike Kelly, Mis

Third Team
Thomas McCollum, Gue
Alex Pietrangelo, Mis
Patrick McNeill, Sag
Sam Gagner, Ldn
Sergei Kostitsyn, Ldn
Jamie McGinn, Ott
Dave Barr, Gue

2005-06
Goal
Defence
Defence
Centre
Right Wing
Left Wing
Coach

First Team
Adam Dennis, Ldn
Andrej Sekera, OS
Marc Staal, Sby
Rob Schremp, Ldn
David Bolland, Ldn
Mike Angelidis, OS
Dave Barr, Gue

Second Team
Dan Turple, Kit
Ryan Parent, Gue
Patrick McNeill, Sag
Wojtek Wolski, Bram
Ryan Callahan, Gue
Dylan Hunter, Ldn
Dale Hunter, Ldn

Third Team
Kevin Lalonde, Belv
Matt Lashoff, Kit
Michael Vernace, Bram
Bryan Little, Bar
Michael Blunden, Er
Ryan Hamilton, Bar
Dick Todd, Pbo

2004-05
Goal
Defence
Defence
Centre
Right Wing
Left Wing
Coach

First Team
Michael Ouzas, Mis
Danny Syvret, Ldn
Andre Benoit, Kit
Jeff Carter, SSM
Corey Perry, Ldn
Dylan Hunter, Ldn
Dale Hunter, Ldn

Second Team
Adam Dennis, Ldn
Jordan Smith, SSM
Kyle Quincey, Miss
Michael Richards, Kit
Bobby Ryan, OS
Benoit Pouliot, Sby
Dick Todd, Pbo

Third Team
Gerald Coleman, Ldn
Nathan McIver, Tor
Mark Flood, Pbo
Brad Richardson, OS
Ryan Callahan, Gue
Liam Reddox, Pbo
Mike Stothers, OS

2003-04
Goal
Defence
Defence
Centre
Right Wing
Left Wing
Coach

First Team
Paulo Colaiacovo, Bar
James Wisniewski, Ply
Dennis Wideman, Ldn
Corey Locke, Ott
Corey Perry, Ldn
Wojtek Wolski, Bram
Dale Hunter, Ldn

Second Team
Patrick Ehelechner, Sby
Andre Benoit, Kit
Jeremy Swanson, Bar
Jeff Carter, SSM
Stefan Ruzicka, OS
Scott Dobben, SSM
Greg Gilbert, Mis

Third Team
David Shantz, Mis
Chris Campoli, Er
Kevin Klein, Gue
Martin St. Pierre, Gue
David Bolland, Ldn
Dylan Hunter, Ldn
Shawn Camp, Gue

2002-03
Goal
Defence
Defence
Centre
Right Wing
Left Wing
Coach

First Team
Andy Chiodo, Tor
Brendan Bell, Ott
Lukas Krajicek, Pbo
Corey Locke, Ott
Matt Foy, Ott
Cody McCormick, Belv
Brian Kilrea, Ott

Second Team
Chris Houle, Ldn
Steve Eminger, Kit
Carlo Colaiacovo, Er
Eric Staal, Pbo
Chad Larose, Ply
Brandon Nolan, Osh
Jim Hulton, Belv

Third Team
Michael Mole, Belv
Trevor Daley, SSM
Tim Gleason, Wsr
Matt Stajan, Belv
Dustin Brown, Gue
Kris Newbury, Sar
Peter DeBoer, Kit

OHL All-Star Teams

2001-02
Goal
Defence
Defence
Centre
Right Wing
Left Wing
Coach

First Team
Ray Emery, SSM
Erik Reitz, Bar
Mark Popovic, Tor
Brad Boyes, Er
Cory Pecker, Er
Nathan Robinson, Belv
Craig Hartsburg, SSM

Second Team
Peter Budaj, Tor
Carlo Colaiacovo, Er
Steve Eminger, Kit
Kris Newbury, Sar
Mike Renzi, Belv
Steve Ott, Wsr
Dave Cameron, Tor

Third Team
David Chant, Bar
Kevin Dallman, Gue
Fedor Tjutin, Gue
Jason Spezza, Belv
Miguel Delisle, Ott
Rick Nash, Ldn
Dave MacQueen, Er

2000-01
Goal
Defence
Defence
Centre
Right Wing
Left Wing
Coach

First Team
Craig Andersson, Gue
Rostislav Klesla, Bra
Alexei Semenov, Sby
Kyle Wellwood, Belv
Branko Radivojevic, Belv
Randy Rowe, Belv
Dave MacQueen, Er

Second Team
Rob Zepp, Ply
Kevin Dallman, Gue
Jon Zion, Ott
Brad Boyes, Bra
Cory Pecker, Er
Raffi Torres, Bra
Dave Cameron, Tor

Third Team
Alex Auld, NB
Libor Ustrnul, Ply
Mark Popovic, Tor
Jason Spezza, Belv
Nikita Alexeev, Er
Steve Ott, Wsr
Jim Hulton, Belv

1999-00
Goal
Defence
Defence
Centre
Right Wing
Left Wing
Coach

First Team
Andrew Raycroft, Kgn
John Erskine, Ldn
Branislav Mezei, Belv
Dan Tessier, Ott
Norm Milley, Sby
Taylor Pyatt, Sby
Peter DeBoer, Ply

Second Team
Rob Zepp, Ply
Allan Rourke, Kit
Kevin Mitchell, Gue
Jason Jaspers, Sby
Sheldon Keefe, Bar
Raffi Torres, Bra
Tom Webster, Wsr

Third Team
Levente Szuper, Ott
Alexei Semenov, Sby
Mike Van Ryn, Sar
Josef Vasicek, SSM
Denis Shvidki, Bar
Jonathan Schill, Kgn
Stan Butler, Bra

1998-99
Goal
Defence
Defence
Centre
Right Wing
Left Wing
Coach

First Team
Brian Finley, Bar
Brian Campbell, Ott
Bryan Allen, Osh
Daniel Tkaczuk, Bar
Ivan Novoseltsev, Sar
Ryan Ready, Belv
Peter DeBoer, Ply

Second Team
Tyrone Garner, Osh
Kevin Mitchell, Gue
Martin Skoula, Bar
Harold Druken, Ply
Norm Milley, Sby
Denis Shvidki, Bar
Louis Crawford, Belv

Third Team
Seamus Kotyk, Ott
Nick Boynton, Ott
Nikos Tselios, Ply
Peter Sarno, Sar
Sheldon Keefe, Bar
Jay Legault, Ldn
Dave Siciliano, OS

1997-98
Goal
Defence
Defence
Centre
Right Wing
Left Wing
Coach

First Team
Bujar Amidovski, Tor
Chris Allen, Kgn
Sean Blanchard, Ott
David Legwand, Ply
Brian Willsie, Gue
Rob Mailloux, Kgn
Gary Agnew, Ldn

Second Team
Robert Esche, Ply
Richard Jackman, SSM
Chris Hajt, Gue
Jon Sim, Sar
Max Spiridonov, Ldn
Colin Pepperall, Er
George Burnett, Gue

Third Team
Ty Garner, Osh
Jeff Brown, Ldn
Brian Campbell, Ott
Peter Sarno, Sar
Matt Bradley, Kgn
Jeremy Adduono, Sby
Lou Crawford, Belv

1996-97
Goal
Defence
Defence
Centre
Right Wing
Left Wing
Coach

First Team
Zac Bierk, Pbo
Sean Blanchard, Ott
Andy Delmore, Sar
Alyn McCauley, Ott
Cameron Mann, Pbo
Daniel Cleary, Belv
Brian Kilrea, Ott

Second Team
Kory Cooper, Belv
D.J. Smith, Wsr
Marty Wilford, Osh
Joe Thornton, SSM
Alexandre Volchkov, Bar
Dave Duerden, Pbo
Bill Stewart, Osh

Third Team
Robert Esche, Det
Nick Boynton, Ott
Chris Hajt, Gue
Jan Bulis, Bar
Joel Trottier, Ott
Dwayne Hay, Gue
Peter DeBoer, Det

1995-96
Goal
Defence
Defence
Centre
Right Wing
Left Wing
Coach

First Team
Craig Hillier, Ott
Bryan Berard, Det
Kevin Bolibruck, Pbo
Alyn McCauley, Ott
Cameron Mann, Pbo
Daniel Cleary, Belv
Brian Kilrea, Ott

Second Team
Dan Cloutier, Gue
Sean Brown, Sar
Jay McKee, NFS
Aaron Brand, Sar
Jeff Johnstone, NFS
Sean Haggerty, Det
Bert Templeton, Bar

Third Team
David Belitski, Kit / Travis Scott, Osh
Marc Moro, Kgn
Ryan Risidore, Gue
Sean Venedam, Sby
David Nemirovski, Sar
Jamie Wright, Gue
Mark Hunter, Sar

1994-95
Goal
Defence
Defence
Centre
Right Wing
Left Wing
Coach

First Team
Tyler Moss, Kgn
Ed Jovanovski, Wsr
Bryan Berard, Det
Jeff O'Neill, Gue
David Ling, Kgn
Dave Roche, Wsr
Craig Hartsburg, Gue

Second Team
Mark McArthur, Gue
Wes Swinson, Kgn
Jamie Rivers, Sby
Marc Savard, Osh
Todd Bertuzzi, Gue
Larry Courville, Osh
Paul Maurice, Det

Third Team
Matt Mullin, Sby
Rory Fitzpatrick, Sby
Brad Brown, NB
Bill Bowler, Wsr
Vitali Yachmenev, NB
Ethan Moreau, Sby
Stan Butler, Osh

1993-94
Goal
Defence
Defence
Centre
Right Wing
Left Wing
Coach

First Team
Jamie Storr, OS
Jamie Rivers, Sby
Nick Stajduhar, Ldn
Jason Allison, Ldn
Kevin Brown, Det
Jeff Shevalier, NB
Bert Templeton, NB

Second Team
Matt Mullin, Sby
Drew Bannister, SSM
Ed Jovanovski, Wsr
Keli Corpse, Kgn
Jason MacDonald, OS
Bob Wren, Det
Paul Maurice, Det

Third Team
Sandy Allan, NB
Jason Gladney, Kit
Brad Brown, NB
Mike Peca, Ott
Vitali Yachmenev, NB
Ethan Moreau, NFS
Jerry Harrigan, OS

OHL All-Star Teams

1992-93
Goal
Defence
Defence
Centre
Right Wing
Left Wing
Coach

First Team
Manny Legace, NF
Chris Pronger, Pbo
Mark DeSantis, Nmkt
Pat Peake, Det
Jason Dawe, Pbo
Andrew Brunette, OS
Gary Agnew, Ldn

Second Team
Chad Lang, Pbo
Brent Tully, Pbo
Scott Walker, OS
Mike Harding, Pbo
Kevin Brown, Det
Bob Wren, Det
Rick Cornacchia, Osh

Third Team
Marc Lamothe, Kgn
Blair Scott, Det
Nick Stajduhar, Ldn
Chris Gratton, Kgn
Scott Hollis, Osh
Jeff Shevalier, NB
Dick Todd, Pbo

1991-92
Goal
Defence
Defence
Centre
Right Wing
Left Wing
Coach

First Team
Mike Fountain, Osh
Drake Berehowsky, NB
Scott Boston, Belv
Todd Simon, NF
Darren McCarty, Belv
Todd Warriner, Wsr
George Burnett, NF

Second Team
Andrew Verner, Pbo
Jassen Cullimore, Pbo
Jeff Ricciardi, Ott
John Spoltore, NB
Scott Hollis, Osh
Chris Crombie, Ldn
Dick Todd, Pbo

Third Team
Manny Legace, NF
John Slaney, Cnwl
Dave Stewart, Kgn
Brett Seguin, Ott
Jason Dawe, Pbo
Tony Cimellaro, Belv
John Lovell, Cnwl

1990-91
Goal
Defence
Defence
Centre
Right Wing
Left Wing
Coach

First Team
Mike Torchia, Kit
Chris Snell, Ott
Adam Foote, SSM
Eric Lindros, Osh
Rob Pearson, Osh
Trevor Halverson, NB
George Burnett, NF

Second Team
Andrew Verner, Pbo
John Slaney, Cnwl
Adam Bennett, Sby
Jarrod Skalde, Belv
Steven Rice, Kit
Brad May, NF
Ted Nolan, SSM

Third Team
Mike Lenarduzzi, SSM
Derian Hatcher, NB
Jason York, Wsr
Chris Taylor, Ldn
Steve Martell, Ldn
Jason Cirone, Wsr
Rick Cornacchia, Osh

1989-90
Goal
Defence
Defence
Centre
Right Wing
Left Wing
Coach

First Team
Jeff Fife, Belv
John Slaney, Cnwl
Chris Snell, Ott
Mike Ricci, Pbo
Owen Nolan, Cnwl
Bob Berg, Belv
Larry Mavety, Kgn

Second Team
Todd Bojcun, Pbo
Paul Holden, Ldn
Joni Lehto, Ott
Keith Primeau, NF
Mike Bodnarchuk, Kgn
Brad May, NF
Wayne Maxner, Ldn

Third Team
Jeff Wilson, Kgn
Rick Corriveau, Ldn
Adam Bennett, Sby
Paul DiPietro, Sby
Steve Rice, Kit
Gilbert Dionne, Kit
Dick Todd, Pbo

1988-89
Goal
Defence
Defence
Centre
Right Wing
Left Wing
Coach

First Team
Gus Morschauser, Kit
Bryan Fogarty, NF
Mathieu Schneider, Cnwl
Andrew Cassels, Ott
Stan Drulia, NF
Rob Cimetta, Tor
Jerry McDonnell, Kit

Second Team
Rick Tabaracci, Cnwl
Jim Sprott, Ldn
Bryan Marchment, Belv
Mike Ricci, Pbo
John Purves, NB
Steve Maltais, Cnwl
Dick Todd, Pbo

Third Team
Peter Ing, Ldn
Corey Foster, Pbo
Jeff Waver, Kgn
Rob Zamuner, Gue
Jamie Leach, NF
Kevin Miehme, Osh
Terry Martin, Tor

1987-88
Goal
Defence
Defence
Centre
Right Wing
Left Wing
Coach

First Team
Rick Tabaracci, Cnwl
Darryl Shannon, Wsr
Mathieu Schneider, Cnwl
Andrew Cassels, Ott
Sean Williams, Osh
Dan Currie, SSM
Dick Todd, Pbo

Second Team
Rob Fournier, NB
Adam Burt, NB
Brad Schlegel, Ldn
Len Soccio, NB
Jody Hull, Pbo
David Haas, Wsr
Tom Webster, Wsr

Third Team
Jeff Hackett, Osh
Marc Laniel, Osh
Brad Hyatt, Wsr
Kelly Cain, Wsr
Stan Drulia, Ham
Dave Rowbotham, Ott
Bert Templeton, NB

1986-87
Goal
Defence
Defence
Centre
Right Wing
Left Wing
Coach

First Team
Ron Tugnutt, Pbo
Kerry Huffman, Gue
Bryan Fogarty, Kgn
Scott McCrory, Osh
Lee Giffin, Osh
Derek King, Osh
Paul Theriault, Osh

Second Team
Shawn Simpson, SSM
Darryl Shannon, Wsr
Petri Matikainen, Osh
Dave McLlwain, NB
Todd Hawkins, Belv
Nick Kyreos, NB
Bert Templeton, NB

Third Team
Sean Evoy, Osh
Bill Houlder, NB
Brian Chapman, Belv
Brendan Shanahan, Ldn
Frank DiMuzio, Ott
David Latta, Kit
Brian Kilrea, Ott

1985-86
Goal
Defence
Defence
Centre
Right Wing
Left Wing
Coach

First Team
Kay Whitmore, Pbo
Terry Carkner, Pbo
Jeff Brown, Sby
Jason Lafreniere, Belv
Ray Sheppard, Cnwl
Nick Nypreos, NB
Jacques Martin, Gue

Second Team
Steve Guenette, Gue
Petri Matikainen, Osh
Greg Smyth, Ldn
Shawn Burr, Kit
Graeme Bonar, Pbo
Gary Roberts, Gue
Bert Templeton, NB

Third Team
Alan Perry, Wsr
Steve Chaisson, Gue
Jeff Chychrun, Kgn
Shayne Corson, Ham
Ron Sanko, Kit
Craig Duncanson, Cnwl
Fred O'Donnell, Kgn

1984-85
Goal
Defence
Defence
Centre
Right Wing
Left Wing
Coach

First Team
Craig Billington, Belv
Bob Halkidis, Ldn
Jeff Beukeboom, SSM
Wayne Groulx, SSM
Graeme Bonar, SSM
David Lowry, Ldn
Terry Crisp, SSM

Second Team
Peter Abric, NB
Kevin Hatcher, NB
Terry Carkner, Pbo
Steve Linseman, Belv
Dave MacLean, Belv
Gary Roberts, Ott
Larry Mavety, Belv

Third Team
Kay Whitmore, Pbo
Shawn Evans, Pbo
Todd Gill, Wsr
Shayne Corson, Ham
Jim Sandlak, Ldn
Craig Duncanson, Sby
Dick Todd, Pbo

OHL All-Star Teams

1983-84
Goal
Defence
Defence
Centre
Right Wing
Left Wing
Coach

First Team
Darren Pang, Ott
Brad Shaw, Ott
Dave Shaw, Kit
John Tucker, Kit
Wayne Presley, Kit
Garry Lacey, Tor
Tom Barrett, Kit

Second Team
Chris Pusey, Bfd
Shawn Evans, Pbo
Bruce Cassidy, Ott
Wayne Groulx, SSM
Don McLaren, Ott
Paul Lawless, Wsr
Dave Draper, Bfd

Third Team
Peter Sidorkiewicz, Osh
Chris Felix, SSM
Mark Paterson, Ott
Kirk Muller, Gue
Kevin Conway, Kgn
Steve Graves, SSM
Brian Kilrea, Ott

1982-83
Goal
Defence
Defence
Centre
Right Wing
Left Wing
Coach

First Team
Allan Bester, Bfd
Allan MacInnis, Kit
Joe Cirella, Osh
Doug Gilmour, Cnwl
Mike Siltala, Kgn
Bob Errey, Pbo
Terry Crisp, SSM

Second Team
John Vanbriesbrouck, SSM
Steve Smith, SSM
Norm Schmidt, Osh
Dave Gagner, Bfd
Andrew McBain, NB
Steve Driscoll, Cnwl
Joe Crozier, Kit

Third Team
Wendell Young, Kit
Mark Paterson, Ott
Mike Posavad, Pbo
Kirk Muller, Gue
Mario Simioni, Tor
Ron Handy, Kgn
Brian Kilrea, Ott

1981-82
Goal
Defence
Defence
Centre
Right Wing
Left Wing
Coach

First Team
Marc D'Amour, SSM
Ron Meighan, NF
Allan MacInnis, Kit
Dave Simpson, Ldn
Brian Bellows, Kit
Moe Lemay, Ott
Brian Kilrea, Ott

Second Team
Jim Ralph, Ott
Steve Smith, SSM
Mike Posavad, Pbo
Jeff Vaive, Ott
Tony Tanti, Osh
Jeff Larmer, Kit
Terry Crisp, SSM

Third Team
Frank Caprice, Ldn
Gord Dineen, SSM
Norm Schmidt, Osh
Mitch Lamoureux, Osh
Mario Simioni, Tor
Greg Gilbert, Tor
Paul McIntosh, Ldn

1980-81
Goal
Defence
Defence
Centre
Right Wing
Left Wing
Coach

First Team
Jim Ralph, Ott
Randy Boyd, Ott
Rick Wilson, Kgn
Ernie Godden, Wsr
Tony Tanti, Osh
Daryl Evans, Bfd
Brian Kilrea, Ott

Second Team
Mike Moffat, Kgn
Steve Konroyd, Osh
Steve Smith, SSM
John Goodwin, SSM
Steve Larmer, NF
Tony Butorac, SSM
Terry Crisp, SSM

Third Team
John Vanbriesbrouck, SSM
Neil Belland, Kgn
J.P. Leroux, Wsr
Mike Bullard, Bfd
Brian Bellows, Kit
Jeff Larmer, Kit
Orval Tessier, Kit

1979-80
Goal
Defence
Defence
Centre
Right Wing
Left Wing
Coach

First Team
Don Beaupre, Sby
Larry Murphy, Pbo
Doug Crossman, Ott
Sean Simpson, Ott
Jim Fox, Ott
Yvan Joly, Ott
Brian Kilrea, Ott

Second Team
Rick LaFerriere, Pbo
Dave Fenyves, Pbo
Paul Coffey, Kit
Mike Bullard, Bfd
Bob Crawford, Osh
Paul Gagne, Wsr
Jim Morrison, Kgn

Third Team
Roland Melanson, Osh
Paul Thomas, NF
Rick Lanz, Osh
Bill Gardner, Pbo
Blair Barnes, Wsr
Kevin LaVallee, Bfd
Wayne Maxner, Wsr

1978-79
Goal
Defence
Defence
Centre
Right Wing
Left Wing
Coach

First Team
Ken Ellacott, Pbo
Greg Theberge, Pbo
Jay Wells, Kgn
Gary Dillon, Tor
Mike Foligno, Sby
Tom McCarthy, Osh
Gary Green, Pbo

Second Team
Rolan Melanson, Wsr
Ed Hospodar, Ott
Steve Marengere, Ott
Bob Carroll, Ldn
Yvan Joly, Ott
Tim Trimper, Pbo
Bert Templeton, NF

Third Team
Nick Ricci, NF
Paul Coffey, SSM
John Gibson, NF
Sean Simpson, Ott
Brian Gualazzi, SSM
Doug Sulliman, Kit
Andy Laing, Sby

1977-78
Goal
Defence
Defence
Centre
Right Wing
Left Wing
Coach

First Team
Al Jensen, Ham
Brad Marsh, Ldn
Rob Ramage, Ldn
Bob Smith, Ott
Mike Gartner, NF
Gary Leroux, Wsr
Bill White, Osh

Second Team
Pat Riffin, Ldn
Joel Quenneville, Wsr
Willie Huber, Ham
Wayne Gretzky, SSM
Dino Ciccarelli, Ldn
Tony McKeegney, Kgn
Gary Green, Pbo

Third Team
Ken Ellacott, Pbo
Craig Hartsburg, SSM
Paul MacKinnon, Pbo
Keith Acton, Pbo
Jim Fox, Ott
Steve Payne, Ott
Brian Kilrea, Ott

1976-77
Goal
Defence
Defence
Centre
Right Wing
Left Wing
Coach

First Team
Pat Riffin, Ldn
Trevor Johansen, Tor
Doug Wilson, Ott
Dale McCourt, St.C
John Anderson, Tor
Tony McKeegney, Kgn
Bill Long, Ldn

Second Team
Al Jensen, St.C
John Baby, Sby
Craig Hartsburg, SSM
Ken Linseman, Kgn
Mike Crombeen, Kgn
Bob Smith, Ott
Brian Kilrea, Ott

Third Team
Jim Lockhurst, Kgn
Rob Ramage, Ldn
Brad Marsh, Ldn
Dwight Foster, Kit
Rick Seiling, St.C
Mike Keating, St.C
Bert Templeton, St.C

1975-76
Goal
Defence
Defence
Centre
Right Wing
Left Wing
Coach

First Team
Jim Bedard, Sby
Dave Farrish, Sby
Rick Green, Ldn
Dale McCourt, Ham
Peter Lee, Ott
Rod Schutt, Sby
Jerry Toppazzini, Sby

Second Team
Greg Redquest, Osh
Dave Shand, Pbo
Randy Carlyle, Sby
Mike Kaszycki, SSM
Mike Crombeen, Kgn
John Tavella, SSM
Brian Kilrea, Ott

Third Team
Mark Locken, Ham
Ted Long, Ham
Trevor Johansen, Tor/Doug Wilson, Ott
Ron Duguay, Sby
Alex McKendry, Sby
Joe Kowal, Ham
Bert Templeton, Ham

OHL All-Star Teams

1974-75

Goal
Defence
Defence
Centre
Right Wing
Left Wing

First Team

Don Edwards, Kit
Mike O'Connell, Kgn
Mike Kitchen, Tor
John Tonelli, Tor
Mark Napier, Tor
Rod Schutt, Sby

Second Team

Bill Cheropita, St.C
Pete Scamurra, Pbo
Ken Breitenbach, St.C
Doug Jarvis, Pbo
Dave Salvian, St.C
Peter Lee, Ott

Third Team

Paul Harrison, Osh/Frank Salive, Pbo
Jamie Masters, Ott
Doug Halward, Pbo
Tim Young, Ott
Cary Favelli, SSM
Stan Jonathan, Pbo

1973-74

Goal
Defence
Defence
Centre
Right Wing
Left Wing

First Team

Don Edwards, Kit
Rick Chartraw, Kit
Jim Turkiewicz, Pbo
Jack Valiquette, SSM
Wilf Paiement, St.C
Bill Lohead, Osh

Second Team

Mike Kasmetis, Pbo
Dave Maloney, Kit
Paul McIntosh, Pbo
Bruce Boudreau, Tor
Dave Gorman, St.C
Mike Marson, Sby

1972-73

Goal
Defence
Defence
Centre
Right Wing
Left Wing

First Team

Mike Palmateer, Tor
Denis Potvin, Ott
Bob Neely, Pbo
Reg Thomas, Ldn
Dennis Ververgaert, Ldn
Morris Titanic, Sby

Second Team

Peter Crosbie, Ldn/Rick St. Croix, Osh
Bob Dailey, Tor
Ian Turnbull, Ott
Blake Dunlop, Ott
Rick Middleton, Osh
Bill Lohead, Osh

1971-72

Goal
Defence
Defence
Centre
Right Wing
Left Wing

First Team

Michel Laroque, Ott
Denis Potvin, Ott
Paul Shakes, St.C
Don Lever, NF
Bill Harris, Tor
Steve Shutt, Tor

Second Team

Gilles Gratton, Osh
Ian Turnbull, Mtl
Jim Schoenfeld, NF
Dave Gardner, Tor
Dennis Ververgaert, Ldn
Randy Osburn, Ldn

1970-71

Goal
Defence
Defence
Centre
Right Wing
Left Wing

First Team

John Garrett, Pbo
Denis Potvin, Ott
Jocelyn Guevremont, Mtl
Marcel Dionne, St.C
Steve Vickers, Tor
Richard Martin, Mtl

Second Team

Michel Laroque, Ott
Steve Durbano, Tor
Rick Cunningham, Pbo
Dave Gardner, Tor
Bill Harris, Tor
Steve Shutt, Tor

1969-70

Goal
Defence
Defence
Centre
Right Wing
Left Wing

First Team

George Hulme, St. C
Ron Plumb, Pbo
Bob Stewart, Osh
Gil Perreault, Mtl
Al McDonough, St.C
Rick MacLeish, Pbo

Second Team

John Garrett, Pbo
Steve Cuddie, Tor/Serge Lajeunesse, Mtl
Jocelyn Guevremont, Mtl
Marcel Dionne, St. C
Bobby Guindon, Mtl
Fred Harvey, Ham

1968-69

Goal
Defence
Defence
Centre
Right Wing
Left Wing

First Team

Jim Rutherford, Ham
Dick Redmond, St. C
Randy Manery, Ham
Gil Perreault, Mtl
Rejean Houle, Mtl
Marc Tardiff, Mtl

Second Team

Paul Hoganson, Tor
Ron Stackhouse, Pbo
Serge Lajeunesse, Mtl
Darryl Sittler, Ldn
Phil Roberto, NF
Don Tannahill, NF

1967-68

Goal
Defence
Defence
Centre
Right Wing
Left Wing

First Team

Gerry Gray, Ham
Mike Robitaille, Kit
Rickey Ley, NF
Walter Tkaczuk, Kit
Danny Lawson, Ham
Jack Eggers (Kit)

Second Team

Phil Myre, NF
Brad Park, Tor
Rick Smith, Ham
Terry Caffery, Tor
Tom Webster, NF
Richie Bayes, Tor

OHL All-Rookie Teams

2021-22
Goal
Defence
Defence
Centre
Right Wing
Left Wing

First Team
Nolan Lalonde, Er
Cam Allen, Gue
Michael Buchinger, Gue
Calum Ritchie, Osh
Coulson Pitre, Flnt
Colby Barlow, Os

Second Team
Dom DiVincentiis, NB
Ty Nelson, NB
Beau Akey, Bar
Owen Beck, Miss
Vinzenc Rohrer, Ott
Quentin Musty, Sby

2019-20
Goal
Defence
Defence
Centre
Right Wing
Left Wing

First Team
Brett Brochu, Ldn
Brandt Clarke, Bar
Ruben Rafkin, Wsr
Shane Wright, Kgn
Chase Stillman, Sby
Brennan Othmann, Flnt

Second Team
Joe Vrbetic, NB
Paul Christopoulos, NB
Mitchell Smith, Sag
Mason McTavish, Pbo
Oliver Suni, Osh
Martin Chromiak, Kgn

2018-19
Goal
Defence
Defence
Centre
Right Wing
Left Wing

First Team
Jet Greaves, Bar
Jamie Drysdale, Er
Vladislav Kolyachonok, Flnt
Quinton Byfield, Sby
Jacob Perreault, Sar
Cole Perfetti, Sag

Second Team
Zachary Roy, Ham
Ryan O'Rourke, SSM
Daniil Chayka, Gue
Marco Rossi, Ott
Ty Tullio, Osh
Will Cuyllle, Wsr

2017-18
Goal
Defence
Defence
Centre
Right Wing
Left Wing

First Team
Mack Guzda, OS
Rasmus Sandin, SSM
Alec Regula, Ldn
Cam Hillis, Gue
Andrei Svechnikov, Bar
Blade Jenkins, Sag

Second Team
Jordan Kooy, Ldn
Mitchell Brewer, Osh
Nico Gross, Osh
Ryan Suzuki, Bar
Arthur Kaliyev, Ham
Maxim Golod, Er

2016-17
Goal
Defence
Defence
Centre
Right Wing
Left Wing

First Team
Jacob Ingham, Miss
Ryan Merkle, Gue
Eemeli Rasanen, Kgn
Allan McShane, Osh
Akil Thomas, Nia
Linus Nyman, Kgn

Second Team
Matthew Villalta, SSM
Giovanni Vallati, Kit
Owen Lalonde, Sby
Adam Ruzicka, Sar
Greg Meireles, Kit
Alex Formenton, Ldn

2015-16
Goal
Defence
Defence
Centre
Right Wing
Left Wing

First Team
Michael DiPietro, Wsr
Mikhail Sergachev, Wsr
Cam Dineen, NB
Nick Suzuki, OS
Owen Tippett, Miss
Alexander Nylander, Miss

Second Team
Stephen Dhillon, Nia
Olli Juolevi, Ldn
Nicolas Hague, NB
Gabriel Vilardi, Wsr
Cole Carter, Wsr
Boris Katchouk, SSM

2014-15
Goal
Defence
Defence
Centre
Right Wing
Left Wing

First Team
Michael McNiven, OS
Jakob Chychrun, Sar
Gustav Bouramman, SSM
Pavel Zacha, Sar
Alex DeBrincat, Er
Tim Gettinger, SSM

Second Team
Evan Cormier, Sag
Victor Mete, Ldn
Keaton Middleton, Sag
Logan Brown, Wsr
Zachary Senyshyn, SSM
Adam Mascherin, Kit

2013-14
Goal
Defence
Defence
Centre
Right Wing
Left Wing

First Team
Mackenzie Blackwood, Bar
Travis Dermott, Er
Mitchell Vande Sompel, Osh
Travis Konecny, Ott
Blake Speers, SSM
Andrew Mangiapane, Bar

Second Team
Matthew Mancina, Gue
Stefan LeBlanc, Miss
Sean Day, Miss
Mitchell Marner, Ldn
Nick Magyar, Kit
Lawson Crouse, Kgn

2012-13
Goal
Defence
Defence
Centre
Right Wing
Left Wing

First Team
Alex Nedeljkovic, Ply
Nikita Zadorov, Ldn
Roland McKeown, Kgn
Connor McDavid, Er
Spencer Watson, Kgn
Michael Dal Colle, Osh

Second Team
Michael Giugovaz, Pbo
Brandon Prophet, Sag
Jacob Middleton, Ott
Sam Bennett, Kgn / Jared McCann, SSM (tie)
Nikolay Goldobin, Sar
Blake Clarke, Bra

2011-12
Goal
Defence
Defence
Centre
Right Wing
Left Wing

First Team
Daniel Altshuller, Osh
Aaron Ekblad, Bar
Olli Maatta, Ldn
Radek Faksa, Kit
Connor Brown, Er
Nick Ritchie, Pbo

Second Team
Spencer Martin, Miss
Trevor Carrick, Miss
Darnell Nurse, SSM
Max Domi, Ldn
Stephen Nosad, Pbo
Jason Dickinson, Gue

2010-11
Goal
Defence
Defence
Centre
Right Wing
Left Wing

First Team
Malcolm Subban, Belv
Nick Ebert, Wsr
Jesse Graham, Nia
Alex Galchenyuk, Sar
Nail Yakupov, Sar
Lucas Lessio, Osh

Second Team
Matej Machovsky, Bra
Slater Koekoek, Pbo
Ryan Sproul, SSM
Mark Scheifele, Bar
Nicklas Jensen, Osh
Andreas Athanasiou, Ldn

OHL All-Rookie Teams

2009-10

Goal
Defence
Defence
Centre
Right Wing
Left Wing

First Team

Michael Houser, Ldn
Ryan Murphy, Kit
Scott Harrington, Ldn
Boone Jenner, Osh
Gabriel Landeskog, Kit
Matt Puempel, Pbo

Second Team

Petr Mrazek, Ott
Dougie Hamilton, Nia
Geoffrey Schemitsch, OS
Ivan Telegin, Sag
Austen Brassard, Belv
Michael Curtis, Belv

2008-09

Goal
Defence
Defence
Centre
Right Wing
Left Wing

First Team

JP Anderson, Mis
John Carlson, Ldn
Calvin de Haan, Osh
Tyler Seguin, Ply
Tyler Toffoli, Ott
Evgeny Grachev, Bram

Second Team

Scott Stajcer, OS
Erik Gudbranson, Kgn
Ryan O'Connor, Bar
Ryan Spooner, Pbo
Jason Akeson, Kit
Darren Archibald, Bar

2007-08

Goal
Defence
Defence
Centre
Right Wing
Left Wing

First Team

Josh Unice, Kit
Ryan Ellis, Wsr
Cameron Gaunce, Mis
Casey Cizikas, Mis
Mikkel Boedker, Kit
Taylor Hall, Wsr

Second Team

Tyler Beskorowany, OS
Taylor Doherty, Kgn
Michal Jordan, Ply
Matt Duchene, Bram
Zack Kassian, Pbo
Patrick Maroon, Ldn

2006-07

Goal
Defence
Defence
Centre
Right Wing
Left Wing

First Team

Thomas McCollum, Gue
Alex Pietrangelo, Mis
Michael Del Zotto, Osh
Sam Gagner, Ldn
Patrick Kane, Ldn
Kaspars Daugavins, Tor

Second Team

Michal Neuvirth, Ply
Zach Bogosian, Pbo
Yannick Weber, Kit
Steve Stamkos, Sar
Jan Mursak, Sag
Jiri Tlusty, SSM

2005-06

Goal
Defence
Defence
Centre
Right Wing
Left Wing

First Team

Ryan Daniels, Sag
Drew Doughty, Gue
Marc Katic, Sar
John Tavares, Osh
Sergei Kostitsyn, Ldn
Bryan Cameron, Belv

Second Team

Sebastien Dahm, Belv
Scott Aarssen, Ldn
Jakub Vojta, Ott
Logan Couture, Ott
Dale Mitchell, Osh
Oskar Osala, Mis

2004-05

Goal
Defence
Defence
Centre
Right Wing
Left Wing

First Team

Daren Machesney, Bram
Michael Vernace, Bram
Andrej Sekera, OS
Justin Azevedo, Kit
Marek Kvapil, Sag
Benoit Pouliot, Sby

Second Team

Kyle Gajewski, SSM
Bob Saguinetti, OS
Ben Shutron, Kgn
Jordan Staal, Pbo
Matt D'Agostini, Gue
Mike Duco, Kit

2003-04

Goal
Defence
Defence
Centre
Right Wing
Left Wing

First Team

David Shantz, Mis
Marc Staal, Sby
Boris Valabik, Kit
Bryan Little, Bar
Stefan Ruzicka, OS
Liam Reddox, Pbo

Second Team

Patrick Enechneer, Sby
Matt Lashoff, Kit
Adam Abraham, Mis
Daniel Ryder, Pbo
Bobby Ryan, OS
Vaclav Meidl, Ply

2002-03

Goal
Defence
Defence
Centre
Right Wing
Left Wing

First Team

Ryan Munce, Sar
Mark Giordano, OS
Danny Syvret, Ldn
Rob Schremp, Mis
Brent Burns, Bram
Woltek Wolski, Bram

Second Team

Lukas Mensator, Ott
Mitch Maunu, Wsr
Scott Lehman, Tor
Evan McGrath, Kit
Jean-Michel Rizk, Sag
Daniel Carcillo, Sar

2001-02

Goal
Defence
Defence
Centre
Right Wing
Left Wing

First Team

Jason Bacashihua, Ply
Fedor Tjutin, Gue
Ryan Hastings, Sby
Nathan Horton, Osh
Corey Perry, Ldn
Tim Sestito, Ply

Second Team

Chris Houle, Ldn
Karol Sloboda, Ott
Frank Rediker, Wsr
Patrick O'Sullivan, Mis
Petr Kanko, Kit
Andrei Mikhnov, Sby

2000-01

Goal
Defence
Defence
Centre
Right Wing
Left Wing

First Team

Andy Chiodo, Tor
Lukas Krajcicek, Pbo
James Wisniewski, Ply
Eric Staal, Pbo
Dustin Brown, Gue
Rick Nash, Ldn

Second Team

Brad Topping, Bra
Chris Campoli, Er
Drew Fata, Tor
Martin St. Pierre, Gue
Daniel Bois, Ldn
Daniel Paille, Gue

1999-2000

Goal
Defence
Defence
Centre
Right Wing
Left Wing

First Team

Ryan Aschaber, Wsr
Rostislav Klesla, Bra
Trevor Daley, SSM
Derek Roy, Kit
Jonas Andersson, NB
Tomas Kurka, Ply

Second Team

T.J. Aceti, Osh
Brendan Bell, Ott
Tim Gleason, Wsr
Stephen Weiss, Ply
Craig Kennedy, Wsr
Ryan Ramsay, Pbo

OHL All-Rookie Teams

1998-99

Goal
Defence
Defence
Centre
Right Wing
Left Wing

First Team

Cory Campbell, Belv
Luke Sellars, Ott
Jay Harrison, Bra
Jason Spezza, Bra
Sheldon Keefe, Bar
Denis Shvidki, Bar

Second Team

Alex Auld, NB
Kelly Paddon, Belv
Mark Popovic, Tor
Brad Boyes, Er
Darryl Bootland, Tor
Raffi Torres, Bra

1997-98

Goal
Defence
Defence
Centre
Right Wing
Left Wing

First Team

Brian Finley, Bar
Martin Skoula, Bar
Kevin Mitchell, Gue
David Legwand, Ply
Jonathan Cheechoo, Belv
Ryan Jardine, SSM

Second Team

Mike Gorman, Kit
Jon Zion, Ott
John Erskine, Ldn
Michael Zigomanis, Kgn
Jeff Heerema, Sar
Taylor Pyatt, Sby

1996-97

Goal
Defence
Defence
Centre
Right Wing
Left Wing

First Team

Jake McCracken, SSM
Nick Tselios, Belv
Brad Morgan, Bar
Peter Sarno, Wsr
Norm Milley, Sby
Harold Druken, Det

Second Team

Curtis Cruickshank, Kgn
Paul Mara, Sby
Kevin Grimes, Kgn
Justin Papineau, Belv
Maxim Spiridonov, Ldn
Matt Zultek, Ott

1995-96

Goal
Defence
Defence
Centre
Right Wing
Left Wing

First Team

Chris Thompson, Bar
Richard Jackman, SSM
Nick Boynton, Ott
Joe Thornton, SSM
Adam Colagiacomo, Ldn
Alexandre Volchkov, Bar

Second Team

John Hultberg, Kgn
Brian Campbell, Ott
Mike Lankshear, Gue
Boyd Devereaux, Kit
Justin Davis, Kgn
Ryan Christie, OS

1994-95

Goal
Defence
Defence
Centre
Right Wing
Left Wing

First Team

David MacDonald, Sby
Bryan Berard, Det
Jeff Ware, Osh
Richard Rochefort, Sby
Tim Findlay, Wsr
Daniel Cleary, Belv

Second Team

Craig Hillier, Ott
Chris Van Dyk, Wsr
Kevin Bolibruck, Pbo
Tom Buckley, Det
Brian Wesenberg, Gue
Dwayne Hay, Gue

1993-94

Goal
Defence
Defence
Centre
Right Wing
Left Wing

First Team

David Belitski, Kit
Ed Jovanovski, Wsr
Corey Neilson, NB
Lee Jinman, NB
Vitali Yachmenev, NB
Sean Haggerty, Det

Second Team

Scott Roche, NB
Radim Bicanek, Belv
Shane Kenny, OS
Jamie Langenbrunner, Pbo
David Nemirovsky, Ott
Scott Cherrey, NB

1992-93

Goal
Defence
Defence
Centre
Right Wing
Left Wing

First Team

Tyler Moss, Kgn
Rory Fitzpatrick, Sby
Mike Wilson, Sby
Jeff O'Neill, Gue
Richard Park, Belv
Matt Johnson, Pbo

Second Team

Joel Gagnon, Osh
Mike Martin, Wsr
Mike Rusk, Gue
Steve Sullivan, SSM
David Ling, Kgn
Ryan Pawluk, Kit

1991-92

Goal
Defence
Defence
Centre
Right Wing
Left Wing

First Team

Jamie Storr, OS
Chris Pronger, Pbo
Brad Brown, NB
Chris Gratton, Kgn
Todd Harvey, Det
Ethan Moreau, NFS

Second Team

Marc Lamothe, Kgn
Jamie Allison, Wsr
Daniel Godbout, Belv
Trevor Gallant, Kit
Derek Armstrong, Sby
Barrie Moore, Sby

The Robertson Cup

The Robertson Cup is emblematic of the Ontario Hockey League's championship series. The Cup was presented by J. Ross Robertson, who was president of the Ontario Hockey Association from 1901 to 1905.

Since its inception, the Robertson Cup has been won by 29 different teams, with the Oshawa Generals leading the way with 13 championships, including seven consecutive championships between 1938 and 1944. The Toronto Marlboros have made the most final series appearances with 15.

The Robertson Cup has been won by many legendary players, coaches and general managers including Hockey Hall of Fame Members Clarence 'Hap' Day, Charlie Conacher, Joe Primeau, Turk Broda, Rudy Pilous, George Armstrong and Father David Bauer.

Current National Hockey League stars that won the Robertson Cup during their OHL careers include Mitch Marner, Matthew Tkachuk, Taylor Hall, Nick Suzuki and Alex DeBrincat.



YEAR	CHAMPIONS-RUNNER-UP	WINNING COACH	GAMES	YEAR	CHAMPIONS-RUNNER-UP	WINNING COACH	GAMES
1934	St. Michael's College-Stratford	Dr. W. Jerry LaFlamme	2-0	1999	Belleville-London	Lou Crawford	4-3
1935	Kitchener-By default of Oshawa			2000	Barrie-Plymouth	Bill Stewart	4-3
1936	West Toronto-Kitchener	Clarence 'Hap' Day	2-0	2001	Ottawa-Plymouth	Brian Kilrea	4-2
1937	St. Michael's Col.-Stratford Midgets	Dr. W. Jerry LaFlamme	3-2	2002	Erie-Barrie	Dave MacQueen	4-1
1938	Oshawa-Guelph		3-0	2003	Kitchener-Ottawa	Peter DeBoer	4-1
1939	Oshawa-Native Sons	Tracy Shaw	3-0	2004	Guelph-Mississauga	Shawn Camp	4-0
1940	Oshawa-Toronto Marlboros	Tracy Shaw	3-2	2005	London-Ottawa	Dale Hunter	4-1
1941	Oshawa-Toronto Marlboros	Tracy Shaw	4-3	2006	Peterborough-London	Dick Todd	4-0
1942	Oshawa-Guelph	Charlie Conacher	3-2	2007	Plymouth-Sudbury	Michael Vellucci	4-2
1943	Oshawa-Brantford	Charlie Conacher	4-1	2008	Kitchener-Belleville	Peter DeBoer	4-3
1944	Oshawa-St. Michael's College	Charlie Conacher	4-1	2009	Windsor-Brampton	Bob Boughner	4-1
1945	St. Michael's College-Galt	Joe Primeau	4-0	2010	Windsor-Barrie	Bob Boughner	4-0
1946	St. Michael's College-Oshawa	Joe Primeau	4-2	2011	Owen Sound-Mississauga	Mark Reeds	4-3
1947	St. Michael's College-Galt	Joe Primeau	4-0	2012	London-Niagara	Mark Hunter	4-1
1948	Barrie-Windsor	Leighton 'Hap' Emms	4-2	2013	London-Barrie	Dale Hunter	4-3
1949	Barrie-Toronto Marlboros	Leighton 'Hap' Emms	4-0	2014	Guelph-North Bay	Scott Walker	4-1
1950	Guelph-Windsor	Alf Pike	4-2	2015	Oshawa-Erie	D.J. Smith	4-1
1951	Barrie-Toronto Marlboros	Leighton 'Hap' Emms	4-2	2016	London-Niagara	Dale Hunter	4-0
1952	Guelph-St. Catharines	Alf Pike	4-1	2017	Erie-Mississauga	Kris Knoblauch	4-1
1953	Barrie-St. Michael's College	Leighton 'Hap' Emms	5-3	2018	Hamilton-Sault Ste. Marie	John Gruden	4-2
1954	St. Catharines-Toronto Marlboros	Rudy Pilous	4-3	2019	Guelph-Ottawa	George Burnett	4-2
1955	Toronto Marlboros-St. Catharines	Turk Broda	4-2	2022	Hamilton-Windsor	Jay McKee	4-3
1956	Toronto Marlboros-Barrie	Turk Broda	4-1				
1957	Guelph-St. Catharines	Ed Bush	4-2				
1958	Toronto Marlboros-Hamilton	Turk Broda	(1 tie) 4-1				
1959	Peterborough-St. Michael's Col.	Scotty Bowman	(3 ties) 3-2				
1960	St. Catharines-St. Michael's Col.	Max Kaminsky	(1 tie) 4-1				
1961	St. Michael's College-Guelph	Fr. David Bauer	(1 tie) 4-2				
1962	Hamilton-St. Michael's College	Ed Bush	4-1				
1963	Niagara Falls-Neil McNeil	Leighton 'Hap' Emms	4-2				
1964	Toronto Marlboros-Montreal	Jim Gregory	(1 tie) 4-0				
1965	Niagara Falls-Toronto Marlboros	Bill Long	4-1				
1966	Oshawa-Kitchener	Armand "Bep" Guidolin	4-1				
1967	Toronto Marlboros-Hamilton	Angus Bodnar	4-0				
1968	Niagara Falls-Kitchener	Paul Emms	(1 tie) 4-3				
1969	Montreal-St. Catharines	Roger Bedard	(2 ties) 4-0				
1970	Montreal-Toronto Marlboros	Roger Bedard	4-2				
1971	St. Catharines-Toronto Marlboros	Frank Milne	4-0				
1972	Peterborough-Ottawa	Roger Neilson	(2 ties) 3-0				
1973	Toronto Marlboros-Peterborough	George Armstrong	(2 ties) 3-2				
1974	St. Catharines-Peterborough	Paul Emms	(1 tie) 4-0				
1975	Toronto Marlboros-Hamilton	George Armstrong	4-3				
1976	Hamilton-Sudbury	Bert Templeton	4-2				
1977	Ottawa-London	Brian Kilrea	4-2				
1978	Peterborough-Hamilton	Gary Green	4-3				
1979	Peterborough-Niagara Falls	Gary Green	4-3				
1980	Peterborough-Windsor	Mike Keenan	4-0				
1981	Kitchener-Sault Ste. Marie	Orval Tessier	(3 ties) 3-0				
1982	Kitchener-Ottawa	Joe Crozier	(1 tie) 4-0				
1983	Oshawa-Sault Ste. Marie	Paul Theriault	4-0				
1984	Ottawa-Kitchener	Brian Kilrea	(2 ties) 3-1				
1985	Sault Ste. Marie-Peterborough	Terry Crisp	(1 tie) 4-2				
1986	Guelph-Belleville	Jacques Martin	(2 ties) 3-2				
1987	Oshawa-North Bay	Paul Theriault	4-3				
1988	Windsor-Peterborough	Tom Webster	4-0				
1989	Peterborough-Niagara Falls	Dick Todd	4-2				
1990	Oshawa-Kitchener	Rick Cornacchia	4-3				
1991	Sault Ste. Marie-Oshawa	Ted Nolan	4-2				
1992	Sault Ste. Marie-North Bay	Ted Nolan	4-3				
1993	Peterborough-Sault Ste. Marie	Dick Todd	4-1				
1994	North Bay-Detroit	Bert Templeton	4-3				
1995	Detroit-Guelph	Paul Maurice	4-2				
1996	Peterborough-Guelph	Dave MacQueen	4-3				
1997	Oshawa-Ottawa	Bill Stewart	4-2				
1998	Guelph-Ottawa	George Burnett	4-1				

OHL Championship Rosters

2022 - HAMILTON BULLDOGS

Brenden Anderson, Giordano Biondi, Cole Brown, Marco Costantini, George Diaco, Jorian Donovan, Matteo Drobac, Mark Duarte, Artem Grushnikov, Avery Hayes, Ryan Humphrey, Colton Kammerer, Mason McTavish, Lucas Moore, Logan Morrison, Jan Mysak, Noah Nelson, Braeden O'Keefe, Noah Roberts, Lawson Sherk, Ethan Sims, Nathan Staios, Patrick Thomas, Noah Van Vliet, Gavin White, Ryan Winterton, Arber Xhekaj, Jay McKee (coach), Steve Staios (GM)

2019 - GUELPH STORM

Daniil Chayka, Ty Collins, Domenico Commisso, Nico Daws, Sean Durzi, MacKenzie Entwistle, Pavel Gogolev, Fedor Gordeev, Jack Hanley, Liam Hawel, Cam Hillis, Owen Lalonde, Ben McFarlane, Markus Phillips, Anthony Popovich, Cedric Ralph, Isaac Ratcliffe, Zachary Roberts, Dmitri Samorukov, Nate Schnarr, Keegan Stevenson, Nick Suzuki, Zack Terry, Alexey Toropchenko, George Burnett (GM/Coach)

2018 - HAMILTON BULLDOGS

Will Bitten, Owen Burnell, Nicholas Caamano, MacKenzie Entwistle, Kaden Fulcher, Ben Garagan, Benjamin Gleason, Jack Hanley, Zachary Jackson, Arthur Kaliyev, Justin Lemcke, Nicolas Mattinen, Ryan Moore, Jake Murray, Isaac Nurse, Brandon Saigeon, Riley Stillman, Matthew Strome, Marian Studenic, Robert Thomas, Liam Van Loon, Connor Walters, John Gruden (coach), Steve Staios (GM)

2017 - ERIE OTTERS

Mitchell Byrne, Erik Cernak, Anthony Cirelli, Alex DeBrincat, Patrick Fellows, T.J. Fergus, Warren Foegele, Christian Girhiny, Owen Headrick, Haydn Hopkins, Cameron Lizotte, Ivan Lodnia, Kyle Maksimovich, Joseph Murdaca, Kyle Pettit, Gera Poddubnyi, Darren Raddysch, Taylor Raddysch, Cade Robinson, Jordan Sambrook, Dylan Strome, Troy Timpano, Josh Wainman, Kris Knoblauch (coach), Dave Brown (GM)

2016 - LONDON KNIGHTS

Aaron Berisha, Daniel Bernhardt, Evan Bouchard, Brendan Burke, Brandon Crawley, Christian Dvorak, Jacob Graves, Chad Heffernan, Aiden Jamieson, Max Jones, Olli Juolevi, Owen MacDonald, Mitch Marner, Chris Martenet, Nicolas Mattinen, Victor Mete, Tyler Parsons, JJ Piccinich, Cliff Pu, Kole Sherwood, Robert Thomas, Matthew Tkachuk, Chandler Yakimowicz, Dale Hunter (coach), Basil McRae (GM)

2015 - OSHAWA GENERALS

Ken Appleby, Jeremy Brodeur, Josh Brown, Chris Carlisle, Cole Cassels, Anthony Cirelli, Michael Dal Colle, Stephen Desrocher, Sam Harding, Sonny Hertzberg, Kenny Huether, Bradley Latour, Tobias Lindberg, Joe Manchuk, Michael McCarron, Dakota Mermis, Matt Mistele, Brent Pedersen, Will Petschenig, Hunter Smith, Stephen Templeton, Michael Turner, Mitchell Vande Sompel, Aidan Wallace, Roger Hunt (GM), D.J. Smith (Coach)

2014 - GUELPH STORM

Justin Auger, Phil Baltisberger, Chadd Bauman, Tyler Bertuzzi, Adam Craievich, Jason Dickinson, Nick Ebert, Robby Fabbri, Matt Finn, Ben Harpur, Ryan Horvat, Scott Kosmachuk, Zac Leslie, Matthew Mancina, Brock McGinn, Zack Mitchell, Justin Nichols, Stephen Pierog, Kerby Rychel, Marc Stevens, Pius Suter, Steven Trojanovic, Mike Kelly (GM), Scott Walker (Coach)

2013 - LONDON KNIGHTS

Josh Anderson, Alex Broadhurst, Max Domi, Remi Elie, Tyler Ferry, Seth Griffith, Scott Harrington, Bo Horvat, Tommy Hughes, Paxton Leroux, Miles Liberati, Olli Maatta, Dakota Mermis, Jake Patterson, Kyle Platzer, Matt Rupert, Ryan Rupert, Justin Sefton, Anthony Stolarz, Chris Tierney, Brett Welychka, Nikita Zadorov, Mark Hunter (GM), Dale Hunter (Coach)

2012 - LONDON KNIGHTS

Josh Anderson, Andreas Athanasiou, Brett Cook, Max Domi, Tyler Ferry, Seth Griffith, Scott Harrington, Bo Horvat, Michael Houser, Tommy Hughes, Jared Knight, Olli Maatta, Greg McKegg, Vladislav Namestnikov, Kevin Raine, Matt Rupert, Ryan Rupert, Tyson Teichmann, Chris Tierney, Jarred Tinordi, Austin Watson, Brett Welychka, Mark Hunter (GM/Coach)

2011 - OWEN SOUND ATTACK

Roman Berdnikov, Jordan Binnington, Jesse Blacker, Cameron Brace, Brendan Childerley, Kevin Cutting, Andrew Fritsch, Jay Gilbert, Mike Halmo, Liam Heelis, Joey Hishon, Jarrod Maidens, Robby Mignardi, Matt Petgrave, Brayden Rose, Geoffrey Schemitsch, Andrew Shaw, Gemel Smith, Scott Stajcer, Matt Stanisz, Garrett Wilson, Michael Zador, Daniel Zweep, Dale DeGray (GM), Mark Reeds (Coach)

2010 - WINDSOR SPITFIRES

Marc Cantin, Mark Cundari, Craig Duinick, Ryan Ellis, Cam Fowler, Philipp Grubauer, Taylor Hall, Adam Henrique, Stephen Johnston, Zack Kassian, Derek Lanoue, Dale Mitchell, Greg Nemisz, Troy Passingham, Saverio Posa, Kenny Ryan, Justin Shugg, Scott Timmins, Adam Wallace, Eric Wellwood, James Woodcroft, Harry Young, Warren Rychel (GM), Bob Boughner (Coach)

2009 - WINDSOR SPITFIRES

Jesse Blacker, Mark Cundari, Ryan Ellis, Andrew Engelage, Richard Greenop, Taylor Hall, Adam Henrique, Rob Kwiet, Andrei Loktionov, Lane MacDermid, Dale Mitchell, Greg Nemisz, Conor O'Donnell, Justin Shugg, Ben Shutron, Scott Timmins, Josh Unice, Adam Wallace, Austin Watson, Eric Wellwood, Harry Young, Warren Rychel (GM), Bob Boughner (Coach)

2008 - KITCHENER RANGERS

Jason Akeson, Justin Azevedo, Myles Barbieri, T.J. Battani, Mikkel Boedker, Robert Bortuzzo, Mike Duco, Alex Dzielski, Matt Halischuk, Nazem Kadri, Dan Kelly, Mike Mascioli, Brandon Mashinter, Steve Mason, Matt Pepe, Frank Perna, Ben Shutron, Matt Smith, Nick Spaling, Scott Timmins, Scott Tregunna, Josh Unice, Yannick Weber, Peter DeBoer (GM/Coach)

2007 - PLYMOUTH WHALERS

Brett Bellemore, Jared Boll, Evan Brophey, Dan Collins, Vern Cooper, Wes Cunningham, Andrew Fournier, Kaine Geldart, AJ Jenks, Joe McCann, Ryan McGinnis, James Neal, Michal Neuvirth, Sean O'Connor, Daniel Ryder, Tom Sestito, Jeremy Smith, Zack Shepley, Chris Terry, Steve Ward, Steve Whitely, Michael Vellucci (GM/Coach)

2006 - PETERBOROUGH PETES

Trevor Cann, Justin Caruana, Craig Cescon, Scott Cowie, Aaron Dawson, Steve Downie, Zach Harnden, Trevor Hendrikx, Patrick Kaleta, Jordan Morrison, Fredrik Naslund, Mark Pawlowski, Kyle Raftis, Liam Reddox, Daniel Ryder, David Shantz, Justin Soryal, Jordan Staal, Lubomir Stach, Greg Stewart, Jamie Tardif, Bryan Young, Jeff Twohey (GM), Dick Todd (Coach)

2005 - LONDON KNIGHTS

Josh Beaulieu, David Bolland, Gerald Coleman, Adam Dennis, Robbie Drummond, Steve Ferry, Jordan Foreman, Danny Fritsche, Daniel Girardi, Dylan Hunter, Trevor Kell, Drew Larman, Ryan Martinelli, Matt McCready, Marc Methot, Adam Perry, Corey Perry, Brandon Prust, Frank Rediker, Harrison Reed, Bryan Rodney, Robbie Schremp, Danny Syvret, Kelly Thomson, Jeff Whitfield, Mark Hunter (GM), Dale Hunter (Coach)

2004 - GUELPH STORM

George Bradley, Ryan Callahan, Ryan Card, Todd Cooper, Adam Dennis, Daniel Girardi, Shane Hart, Cam Janssen, Ryan Kitchen, Kevin Klein, Jakub Koreis, Mike McLean, Mick Okrzesik, Daniel Paille, Ryan Parent, Matt Ryan, Kyle Spurr, Martin St.Pierre, Danny Taylor, Brett Trudell, Niko Tuomi, Mark Versteeg-Lytwyn, Steve Zmudczynski, Dave Barr (GM), Shawn Camp (Coach)

2003 - KITCHENER RANGERS

Andre Benoit, Jesse Boucher, Gregory Campbell, David Clarkson, Scott Dickie, Carlo DiRienzo, Nick Duff, T.J. Eason, Steve Eminger, Matt Grennier, George Halkidis, Thomas Harrison, Petr Kanko, Adam Keefe, Matt Manias, Rafal Martynowski, Chad McCaffrey, Paul McFarland, Evan McGrath, Nathan O'Nabigon, Mike Richards, Derek Roy, Marcus Smith, Peter DeBoer (coach/GM)

2002 - ERIE OTTERS

T.J. Aceti, Chris Berti, Brad Bonello, Brad Boyes, Chris Campoli, Carlo Colaiacovo, Noel Coultime, Sean Courtney, Brandon Cullen, Scott Dobben, Jeff Doyle, Chris Eade, David Herring, Alex Karaulchuk, Mical Kokavec, Brian Lee, Thomas Lee, Chris Martin, Mike McKeown, Adam Munro, Cory Pecker, Mike Rice, Dave MacQueen (coach), Sherwood Bassin (GM)

2001 - OTTAWA 67'S

Matthew Albani, Brendan Bell, Rodney Bauman, John Ceci, Adam Chapman, Miguel Delisle, Lance Galbraith, Zenon Konopka, Seamus Kotyk, Brett McGrath, Pierre Mitsou, Russ Moyer, Bryan Rodney, Sebastien Savage, Sean Scully, Luke Sellars, Vadim Sozinov, Joe Talbot, Carter Trevisani, Jeremy Van Hoof, Jonathan Zion, Brian Kilrea (GM/coach)

2000 - BARRIE COLTS

Ryan Barnes, Tim Branham, Jordan Brenner, Shawn Cation, Michael Christian, Mike D'Alessandro, Blaine Down, Matt Dzieduszycki, Brian Finley, Mike Henderson, Michael Henrich, Ed Hill, Rick Hwodeky, Mike Jefferson, Sheldon Keefe, Ryan O'Keefe, Matt Passfield, Aaron Power, Eric Reitz, Nick Robinson, Denis Shvidki, Tim Verbeek, Kyle Wailes, Bill Stewart (coach)

1999 - BELLEVILLE BULLS

Kevin Baker, Rick Bertran, Cory Campbell, Derek Campbell, Mark Chaplin, Jonathan Cheechoo, Adam Collins, Glenn Crawford, Michael Jacobsen, Jason Lawmaster, Tyler Longo, Branislav Mezei, Kris Newbury, Kelly Paddon, Justin Papineau, Nick Policelli, Branko Radivojevic, Ryan Ready, Mike Renzi, Nathan Robinson, Randy Rowe, Chris Stanley, Louis Crawford (coach), Dr. R.L. Vaughan (GM)

1998 - GUELPH STORM

Joey Bartley, Eric Beaudoin, Nick Bootland, Bob Crummer, Ryan Davis, Ian Forbes, Joe Gerbe, Chris Hajt, Jason Jackman, Dusty Jamieson, Matt Lahey, Andrew Long, Chris Madden, Manny Malhotra, Darryl McArthur, Kent McDonnell, Brian McGrattan, Kevin Mitchell, Lindsay Plunkett, Bohuslav Subr, Chris Thompson, Mike Vellinga, Brian Willsie, John Zubycyk, George Burnett (coach), Alan Millar (GM)

OHL Championship Rosters

1997 - OSHAWA GENERALS

Bryan Allen, David Arsenault, Jim Baxter, Marc Cairns, Brandon Coalter, Adam Colagiaco, Kevin Colley, Tyrone Garner, Brent Gauvreau, Dan Hinote, Peter Hogan, Warren Holmes, Ryan Lindsay, Jeff MacMillan, Ian MacNeil, Steve Manley, Andrew Plumley, Marc Savard, Jan Snopek, Jason Sweitzer, John Tripp, Jeff Ware, Marty Wilford, Mike Zanutto, Bill Stewart (coach), Wayne Daniels (Dir. of Hockey Op.)

1996 - PETERBOROUGH PETES

Scott Barney, Zac Bierk, Kevin Bolibruck, Corey Crocker, Wade Dawe, Dave Duerden, Rob Giffin, Allan Hitchen, Steve Hogg, Andy Johnson, Evgeny Korolev, Matt Lahey, Eric Landry, Jason MacMillan, Cameron Mann, Mike Martone, Jonathan Murphy, Adrian Murray, Jaret Nixon, Ryan Pawluk, Ryan Schmidt, Shawn Thornton, Mike Williams, Dave MacQueen (coach), Jeff Twohey (GM)

1995 - DETROIT JR. RED WINGS

Jamie Allison, Matt Ball, Nic Beaudoin, Bryan Berard, Scott Blair, Tom Buckley, Darryl Foster, Gerry Lanigan, Sean Haggerty, Duane Harmer, Milan Kostolny, Quade Lightbody, Ryan MacDonald, Eric Mantow, Mike Morrone, Bill McCauley, Shayne McCosh, Jeff Mitchell, Dan Pawlaczyk, Mike Rucinski, Jason Saal, Murray Sheehan, Andrew Taylor, Paul Maurice (coach/GM)

1994 - NORTH BAY CENTENNIALS

Sandy Allan, Damien Bloye, Brad Brown, Michael Burman, Jason Campeau, Scott Cherrey, Andy Delmore, Jim Ensom, Denis Gaudet, Ryan Gillis, Lee Jinman, Bill Lang, Rob Lave, B.J. MacPherson, Steve McLaren, Corey Neilson, Stefan Rivard, Scott Roche, Jeff Shevalier, Brian Stagg, Bob Thornton, Vitali Yachmenev, Bert Templeton (coach/GM)

1993 - PETERBOROUGH PETES

Ryan Black, Jason Dawe, Brady Dillabough, Ryan Douglas, Rick Emmett, Chad Grills, Mike Harding, Steve Hogg, Matt Johnson, Jamie Josefik, Geordie Kinnear, Chad Lang, Quade Lightbody, Craig McGillivray, Dale McTavish, Darryl Moxam, Ryan Nauss, Chris Pronger, Dave Roche, Matt St. Germain, Doug Searle, Kelvin Solari, Cory Stillman, Brent Tully, Jeff Walker, Bill Weir, Dick Todd (coach/GM)

1992 - SAULT STE. MARIE GREYHOUNDS

Brad Baber, Tim Bacik, Drew Bannister, Jason Denomme, Aaron Gavey, Todd Gleason, Brian Goudie, Chris Grenville, Kiley Hill, Kevin Hodson, Tony Iob, Shaun Imber, Ralph Intranuovo, Jason Julian, Rick Kowalsky, Mark Matier, David Matsos, Tom McDonald, Colin Miller, Perry Pappas, Jarret Reid, Gary Roach, Chris Simon, Briane Thompson, Jeff Toms, Ted Nolan (coach), Sherwood Bassin (Dir. of Ops.)

1991 - SAULT STE. MARIE GREYHOUNDS

Drew Bannister, Bob Boughner, Joe Busillo, Mike DeCoff, Jason Denomme, Adam Foote, Brian Goudie, Kevin Hodson, Shaun Imber, Ralph Intranuovo, Tony Iob, Rick Kowalsky, Denny Lambert, Mike Lenarduzzi, Mark Matier, David Matsos, Tom MacDonald, Colin Miller, Perry Pappas, Jarret Reid, Kevin Reid, Jim Ritchie, Brad Tiley, Wade Whitten, Ted Nolan (coach), Sherwood Bassin (GM)

1990 - OSHAWA GENERALS

Bill Armstrong, Cory Banika, Fred Brathwaite, Joe Busillo, Kevin Butt, Clair Cornish, Dave Craievich, Mike Craig, Dale Craigwell, Jean-Paul Davis, Mark Deazeley, Craig Donaldson, Iain Fraser, Brent Grieve, Brian Grieve, Matt Hoffman, Scott Hollis, Eric Lindros, Scott Luik, Trevor McIvor, Paul O'Hagan, Wade Simpson, Jarrod Skalde, Rick Cornacchia (coach), Frank Jay (Dir. of Operations)

1989 - PETERBOROUGH PETES

Todd Bojcun, Dan Brown, Scott Campbell, Jassen Cullimore, Mike Dagenais, Steve DeGurse, Tie Domi, Corey Foster, Joe Hawley, Brian Hayton, Jamey Hicks, Tom Hopkins, Geoff Ingram, Dan Jensen, Dave Lorentz, Andy MacVicar, Paul Mitton, Mark Myles, Jamie Pegg, Mike Ricci, Troy Stephens, John Tanner, Mike Tomlinson, Rob Wilson, Ross Wilson, Dick Todd (coach/manager)

1988 - WINDSOR SPITFIRES

Jamie Allan, Geoff Benic, Kelly Cain, Peter DeBoer, Glen Featherstone, Rob Flynn, J.P. Gorley, David Goverde, Adam Graves, David Haas, Paul Hampton, Brad Hyatt, Peter Ing, Pat Jablonski, Ron Jones, Mark Kurzawski, Jeff Mascarini, Tom Purcell, Jim Revenberg, Darrin Shannon, Darryl Shannon, K.J. White, Paul Wilkinson, Mike Wolak, Tom Webster (coach), Jim Rutherford (GM)

1987 - OSHAWA GENERALS

John Andersen, Barry Burkholder, Jeff Daniels, Shane Doyle, Sean Evoy, Iain Fraser, Lee Giffin, Brent Grieve, Jeff Hackett, Dave Humphreys, Brian Hunt, Tony Joseph, Derek King, Marc Laniel, Scott Mahoney, Petri Matikainen, Scott McCrory, Kevin Miehm, Dean Morton, Gordon Murphy, Jim Paek, Greg Polak, Mike Short, Greg Watson, Sean Williams, Paul Theriault (coach), Sherwood Bassin (GM)

1986 - GUELPH PLATERS

Rob Arabski, Paul Brydges, Steve Chiasson, Luciano Fagioli, Rob Graham, Steve Guenette, Brian Hayton, Andy Helmuth, Kerry Huffman, Paul Kelly, Denis Larocque, Lonnie Loach, Bill Loshaw, Allan MacIsaac, Jamie McKinley, John McIntyre, Keith Miller, Mike Murray, Tom Nickolau, Gary Roberts, Luc Sabourin, Marc Tournier, Jacques Martin (coach), Robert Holody (GM)

1985 - SAULT STE. MARIE GREYHOUNDS

Marty Abrams, Jeff Beukeboom, Graeme Bonar, Chris Brant, Chris Felix, Scott Green, Wayne Groulx, Steve Hollett, Tim Hoover, Gerry Iuliano, Derek King, Tyler Larter, Jean-Marc MacKenzie, Scott Mosey, Mike Oliverio, Brit Peer, Wayne Presley, Bob Probert, Brian Rome, Ken Sabourin, Marc Tournier, Shawn Tyers, Rob Veccia, Rob Zettler, Terry Crisp (coach), Sam McMaster (GM)

1984 - OTTAWA 67'S

Richard Adolphi, Bill Bennett, Bruce Cassidy, Todd Clarke, Greg Coram, Adam Creighton, Bob Giffin, Scott Hammond, John Hanna, Tim Helmer, Mike James, Steve Hryniewich, Don McLaren, Roy Myllari, Darren Pang, Mark Paterson, Phil Patterson, Gary Roberts, Darcy Roy, Brad Shaw, Steve Simoni, Brian Kilrea (coach/GM)

1983 - OSHAWA GENERALS

Don Biggs, Scott Brydges, Tim Burgess, Todd Charlesworth, Joe Cirella, Dean DeFazio, Dale DeGray, David Gans, Danny Gratton, Jeff Hogg, Todd Hooey, John Hutchings, John MacLean, Dan Nicholson, Steve King, Norm Schmidt, Peter Sidorkiewicz, Todd Smith, Jeff Steffen, Mike Stern, Tony Tanti, Paul Theriault (coach), Sherwood Bassin (manager)

1982 - KITCHENER RANGERS

Brian Bellows, Darryl Boudreau, Kevin Casey, Scott Clements, Louis Crawford, Mike Eagles, Mike Hough, Jeff Larmer, James Locke, Joel Levesque, Allan MacInnis, Grant Martin, Mario Michieli, Mike Moher, Dave Nicholls, Jim Quinn, Jim Ralph, Robert Savard, Brad Schnurr, Dave Shaw, Scott Stevens, John Tucker, Wendell Young, Joe Crozier (coach/GM)

1981 - KITCHENER RANGERS

Russ Adam, Brian Bellows, Steve Bienkowski, Kevin Casey, Mike Clayton, Scott Clements, Louis Crawford, Mike Eagles, Drew Gareau, Bob Hicks, Pat O'Kane, Jeff Larmer, Joel Levesque, Allan MacInnis, Lee MacKenzie, Grant Martin, Joe McDonnell, Mario Michieli, Mike Moher, Brad Schnurr, Kerry Williston, Wendell Young, Orval Tessier (coach/manager)

1980 - PETERBOROUGH PETES

Dave Beckon, John Beukeboom, Terry Bovair, Carmen Cirella, Dave Fenyves, Tom Fergus, Larry Floyd, Wayne Fortune, Bill Gardner, Andre Hidi, Rick Laferriere, Dave Morrison, Larry Murphy, Mark Reeds, Brad Ryder, Andy Schliebener, Steve Smith, Stuart Smith, Jeff Walters, Jim Wiemer, Terry Wright, Mike Keenan (coach/GM)

1979 - PETERBOROUGH PETES

Bob Attwell, Dave Beckon, John Beukeboom, Terry Bovair, Carmine Cirella, Keith Crowder, Ken Ellacott, Dave Fenyves, Larry Floyd, Bill Gardner, Chris Halyk, Veli Kinnunen, Rick Laferriere, Anssi Melametsa, Larry Murphy, Jim Pavese, Mark Reeds, Brad Ryder, Stuart Smith, Greg Theberge, Tim Trimper, Jim Wiemer, Gary Green (coach/GM)

1978 - PETERBOROUGH PETES

Keith Acton, Bob Attwell, Terry Bovair, Jeff Brubaker, Keith Crowder, Brian Drumm, Ken Ellacott, Dave Fenyves, Bill Gardner, Chris Halyk, Randy Johnston, Mark Kirton, Steve Larmer, Paul MacKinnon, Mike Meeker, John Pagetto, Mark Reeds, Stuart Smith, Greg Theberge, Tim Trimper, Gary Green (coach/GM)

1977 - OTTAWA 67'S

Peter Cain, Buddy Clouthier, Bob Daly, Ron Davidson, Larry Elson, Stuart Gavin, Jeff Geiger, Tim Higgins, Mike Hodgins, Warren Holmes, Ed Hospodar, Peter Hunter, Yvan Joly, Jim Kirkpatrick, Dave MacQueen, Steve Marengere, Tom McDonnell, Jay O'Connor, Steve Payne, Shane Pearsall, Laurie Quinn, Bob Smith, Doug Wilson, Brian Kilrea (coach/GM)

1976 - HAMILTON FINCUPS

Joe Contini, Mike Fedorko, Steve Hazlett, Cal Herd, Denis Houle, Willie Huber, Al Jensen, Mike Keating, Archie King, Joe Kowal, Mark Locken, Ted Long, Dale McCourt, Bob Mierkalns, Mark Perras, Bill Reilly, Ron Roscoe, Alan Secord, Ric Seiling, Danny Shearer, Ed Smith, Rob Street, Sean Sullivan, Bert Templeton (coach), Dave Draper (general manager)

1975 - TORONTO MARLBOROS

John Anderson, Steve Bosco, Bruce Boudreau, Al Cameron, Gary Carr, Craig Crawford, Brian Crichton, Steve Harrison, Trevor Johansen, Bernie Johnston, Lynn Jorgenson, Mike Kaszycki, Jim Kirkpatrick, Mike Kitchen, Mike McEwen, Mark Murphy, Mark Napier, Ed Saffrey, John Smrke, Bill Wells, Ron Wilson, George Armstrong (coach), Frank Bonello (general manager)

TEAM

Most OHL Championships

- 13 Oshawa (1938, 39, 40, 41, 42, 43, 44, 66, 83, 87, 90, 97, 15)
- 9 Peterborough (1959, 72, 78, 79, 80, 89, 93, 96, 06)

Most Consecutive OHL Championships

- 7 Oshawa (1938, 39, 40, 41, 42, 43, 44)
- 3 Peterborough (1978, 79, 80)

Most Final Series Appearances

- 15 Toronto Marlboros
- 14 Oshawa
- 13 Peterborough

Most Consecutive Final Series Appearances

- 7 Oshawa (1938, 39, 40, 41, 42, 43, 44)
- 4 St. Michael's Majors (1944, 45, 46, 47 and 1959, 60, 61, 62)
- 3 Peterborough (1972, 73, 74 and 1978, 79, 80); Toronto Marlboros (1954, 55, 56); Soo Greyhounds (1991, 92, 93)

Most Consecutive Playoff Appearances

- 27 Peterborough Petes (1977 to 2003)
- 23 Plymouth Whalers (1992-2014), Oshawa Generals (1978 to 2000), Guelph Storm (1993-2015)

Longest Winning Streak (Games)

- 14 Ottawa 67's (2018-19)
- 13 London Knights (2015-16)
- 12 Hamilton Bulldogs (2021-22)
- 12 Windsor Spitfires (1987-88)

INDIVIDUAL

Most Goals, One Year

- 27 Cameron Mann, Pbo, 1997 (24 games)
- 25 Cory Pecker, Er, 2002 (21 games)
- 23 Mark Lawrence, NB, 1992 (21 games)
- 22 Rick Tocchet, SSM, 1984 (16 games); Brad Boyes, Er, 2002 (21 games)

Most Assists, One Year

- 37 Robbie Schremp, Ldn, 2006 (19 games)
- 33 Jason Dawe, Pbo, 1993 (21 games)
- 30 Justin Papineau, Belv, 1999 (21 games), Ryan Ellis, Wsr, 2010 (19 games)
- 29 Mike Williams, Pbo, 1996 (24 games)

Most Points, One Year

- 51 Justin Papineau, Belv, 1999 (21GP, 21G, 30A); Jason Dawe, Pbo, 1993 (21GP, 18G, 33A)
- 49 Connor McDavid, Erie, 2015 (20GP, 21G, 28A)
- 47 Robbie Schremp, Ldn, 2006 (19GP, 10G, 37A)
- 46 Tim Taylor, Ldn, 1989 (21GP, 21G, 25A)
- 44 Mitch Marner, Ldn, 2016 (18GP, 16G, 28A)
- 43 Cameron Mann, Pbo, 1997 (24 GP, 27G, 16A)

GAME

Longest Overtime Game

- 123:51 Mar. 20, 1990 - Kingston 3 at Belleville 4 (fourth OT) Ken Rowbotham scored
- 118:05 Mar. 28, 2009 - Mississauga 4 at Barrie 3 (third OT) Devante Smith-Pelly scored
- 114:05 Mar. 31, 2018 - North Bay 5 at Kingston 6 (third OT) Gabriel Vilardi scored
- 111:30 Apr. 5, 2008 - Kitchener 3 at Sarnia 2 (third OT) Mike Duco scored
- 110:15 Apr. 11, 2019 - Ottawa 3 at Sudbury 2 (third OT) Tye Felhaber scored
- 108:51 Mar. 22, 1990 - Ottawa 2 at Peterborough 3 (third OT) Mike Tomlinson scored

2022 OHL Playoffs

CONFERENCE QUARTER-FINALS EASTERN CONFERENCE

Hamilton vs Peterborough

Hamilton wins series 4 - 0

Game 1 - Apr 21 Peterborough (2) at Hamilton (5)
Game 2 - Apr 25 Peterborough (2) at Hamilton (5)
Game 3 - Apr 27 Hamilton (7) at Peterborough (2)
Game 4 - Apr 28 Hamilton (7) at Peterborough (3)

North Bay vs Ottawa

North Bay wins series 4 - 0

Game 1 - Apr 21 Ottawa (1) at North Bay (4)
Game 2 - Apr 23 Ottawa (6) at North Bay (7)
Game 3 - Apr 25 North Bay (3) at Ottawa (2) OT
Game 4 - Apr 27 North Bay (3) at Ottawa (2)

Kingston vs Oshawa

Kingston wins series 4 - 2

Game 1 - Apr 22 Oshawa (1) at Kingston (6)
Game 2 - Apr 24 Oshawa (4) at Kingston (6)
Game 3 - Apr 26 Kingston (3) at Oshawa (4)
Game 4 - Apr 28 Kingston (6) at Oshawa (2)
Game 5 - Apr 30 Oshawa (3) at Kingston (1)
Game 6 - May 1 Kingston (5) at Oshawa (4) OT

Mississauga vs Barrie

Mississauga wins series 4 - 2

Game 1 - Apr 22 Barrie (2) at Mississauga (1) OT
Game 2 - Apr 24 Barrie (1) at Mississauga (2) OT
Game 3 - Apr 25 Mississauga (1) at Barrie (3)
Game 4 - Apr 27 Mississauga (3) at Barrie (2) OT2
Game 5 - Apr 30 Barrie (1) at Mississauga (4)
Game 6 - May 2 Mississauga (6) at Barrie (4)

WESTERN CONFERENCE

Windsor vs Sarnia

Windsor wins series 4 - 2

Game 1 - Apr 21 Sarnia (0) at Windsor (3)
Game 2 - Apr 23 Sarnia (1) at Windsor (4)
Game 3 - Apr 26 Windsor (2) at Sarnia (5)
Game 4 - Apr 28 Windsor (4) at Sarnia (1)
Game 5 - Apr 30 Sarnia (3) at Windsor (2) OT
Game 6 - May 1 Windsor (3) at Sarnia (1)

London vs Kitchener

Kitchener wins series 4 - 3

Game 1 - Apr 21 Kitchener (3) at London (2)
Game 2 - Apr 22 Kitchener (2) at London (5)
Game 3 - Apr 24 London (4) at Kitchener (3)
Game 4 - Apr 26 London (2) at Kitchener (3)
Game 5 - May 1 Kitchener (3) at London (5)
Game 6 - May 3 London (2) at Kitchener (5)
Game 7 - May 4 Kitchener (4) at London (3) OT

Flint vs Owen Sound

Flint wins series 4 - 3

Game 1 - Apr 22 Owen Sound (6) at Flint (3)
Game 2 - Apr 23 Owen Sound (3) at Flint (6)
Game 3 - Apr 25 Flint (1) at Owen Sound (2)
Game 4 - Apr 27 Flint (3) at Owen Sound (2)
Game 5 - May 1 Owen Sound (1) at Flint (5)
Game 6 - May 3 Flint (0) at Owen Sound (4)
Game 7 - May 4 Owen Sound (2) at Flint (4)

Sault Ste. Marie vs Guelph

Sault Ste. Marie wins series 4 - 1

Game 1 - Apr 21 Guelph (0) at Sault Ste. Marie (3)
Game 2 - Apr 23 Guelph (1) at Sault Ste. Marie (4)
Game 3 - Apr 26 Sault Ste. Marie (3) at Guelph (6)
Game 4 - Apr 28 Sault Ste. Marie (5) at Guelph (4) OT
Game 5 - Apr 30 Guelph (0) at Sault Ste. Marie (6)

CONFERENCE SEMI-FINALS EASTERN CONFERENCE

Hamilton vs Mississauga

Hamilton wins series 4 - 0

Game 1 - May 5 Mississauga (2) at Hamilton (4)
Game 2 - May 8 Mississauga (2) at Hamilton (4)
Game 3 - May 10 Hamilton (3) at Mississauga (0)
Game 4 - May 13 Hamilton (3) at Mississauga (2) OT

North Bay vs Kingston

North Bay wins series 4 - 1

Game 1 - May 6 Kingston (4) at North Bay (6)
Game 2 - May 8 Kingston (5) at North Bay (4) OT
Game 3 - May 10 North Bay (6) at Kingston (3)
Game 4 - May 12 North Bay (4) at Kingston (3)
Game 5 - May 14 Kingston (5) at North Bay (6)

WESTERN CONFERENCE

Windsor vs Kitchener

Windsor wins series 4 - 1

Game 1 - May 7 Kitchener (5) at Windsor (6)
Game 2 - May 8 Kitchener (4) at Windsor (2)
Game 3 - May 10 Windsor (6) at Kitchener (2)
Game 4 - May 12 Windsor (6) at Kitchener (3)
Game 5 - May 14 Kitchener (2) at Windsor (3)

Flint vs Sault Ste. Marie

Flint wins series 4 - 1

Game 1 - May 6 Sault Ste. Marie (3) at Flint (5)
Game 2 - May 8 Sault Ste. Marie (3) at Flint (5)
Game 3 - May 10 Flint (2) at Sault Ste. Marie (3)
Game 4 - May 12 Flint (3) at Sault Ste. Marie (2) OT
Game 5 - May 14 Sault Ste. Marie (1) at Flint (7)

2022 OHL Playoffs

CONFERENCE FINALS EASTERN CONFERENCE

Hamilton vs North Bay
Hamilton wins series 4 - 0
Game 1 - May 20 North Bay (2) at Hamilton (5)
Game 2 - May 22 North Bay (0) at Hamilton (5)
Game 3 - May 25 Hamilton (6) at North Bay (4)
Game 4 - May 27 Hamilton (6) at North Bay (0)

WESTERN CONFERENCE

Windsor vs Flint
Windsor wins series 4 - 3
Game 1 - May 21 Flint (4) at Windsor (3)
Game 2 - May 23 Flint (2) at Windsor (7)
Game 3 - May 25 Windsor (3) at Flint (6)
Game 4 - May 27 Windsor (4) at Flint (2)
Game 5 - May 29 Flint (4) at Windsor (3)
Game 6 - May 31 Windsor (3) at Flint (2) OT
Game 7 - Jun 1 Flint (0) at Windsor (4)

OHL CHAMPIONSHIP SERIES

Hamilton vs Windsor
Hamilton wins series 4 - 3
Game 1 - Jun 3 Windsor (4) at Hamilton (3) OT
Game 2 - Jun 5 Windsor (4) at Hamilton (5)
Game 3 - Jun 6 Hamilton (3) at Windsor (6)
Game 4 - Jun 10 Hamilton (3) at Windsor (2) OT
Game 5 - Jun 12 Windsor (2) at Hamilton (3)
Game 6 - Jun 13 Hamilton (2) at Windsor (5)
Game 7 - Jun 15 Windsor (1) at Hamilton (6)

OHL CHAMPIONSHIP SERIES OFFICIATING TEAM

Referees
Jason Faist, Scott Ferguson, Mike Hamilton, Dave Lewis, Sean Reid
Linesmen
Kevin Hastings, Tommy Hughes, Spencer Knox, Scott Lawson, Dustin McCrank

Leading Scorers

PLAYER, CLUB	GP	G	A	PTS	+/-	PIM	PPG	SHG
Wyatt Johnston, WSR	25	14	27	41	24	12	1	1
Logan Morrison, HAM	19	17	22	39	17	2	5	0
Avery Hayes, HAM	16	14	20	34	17	19	5	2
Will Cuyllle, WSR	25	15	16	31	20	30	3	3
Mason McTavish, HAM	19	16	13	29	2	26	7	1
Brennan Othmann, FLNT	19	9	15	24	-2	18	2	1
Mitchell Russell, NB	11	11	11	22	4	6	4	0
Daniel D'Amico, WSR	25	11	10	21	7	25	1	1
Brandon Coe, NB	12	7	13	20	1	10	2	0
Ryan Winterton, HAM	18	7	12	19	4	6	5	0
Francesco Arcuri, KGN	11	6	13	19	11	8	1	0

Departmental Leaders

GOALS

PLAYER, TEAM	GP	G
Logan Morrison, HAM	19	17
Mason McTavish, HAM	19	16
Will Cuyllle, WSR	25	15
Wyatt Johnston, WSR	25	14
Avery Hayes, HAM	16	14
Mitchell Russell, NB	11	11
Daniel D'Amico, WSR	25	11
Alex Christopoulos, WSR	25	11

ASSISTS

PLAYER, TEAM	GP	A
Wyatt Johnston, WSR	25	27
Logan Morrison, HAM	19	22
Avery Hayes, HAM	16	20
Will Cuyllle, WSR	25	16
Brennan Othmann, FLNT	19	15
Francesco Arcuri, KGN	11	13
Brandon Coe, NB	12	13
Dmitry Kuzmin, FLNT	19	13
Mason McTavish, HAM	19	13

POWERPLAY GOALS

PLAYER, TEAM	GP	PP
Mason McTavish, HAM	19	7
Kyle Jackson, NB	12	5
Avery Hayes, HAM	16	5
Ryan Winterton, HAM	18	5
Logan Morrison, HAM	19	5
Mitchell Russell, NB	11	4

SHORTHANDLED GOALS

PLAYER, TEAM	GP	SH
Will Cuyllle, WSR	25	3
Paul Ludwinski, KGN*	11	2
Avery Hayes, HAM	16	2

GAME WINNING GOALS

PLAYER, TEAM	GP	GW
Brennan Othmann, FLNT	19	5
Mitchell Russell, NB	11	4
Arber Xhekaj, HAM	18	3
Andrew Perrott, WSR	25	3

PLUS-MINUS

PLAYER, TEAM	GP	+/-
Louka Henault, WSR	25	24
Wyatt Johnston, WSR	25	24
Michael Renwick, WSR	25	24
Will Cuyllle, WSR	25	20
Avery Hayes, HAM	16	17
Logan Morrison, HAM	19	17
Colton Kammerer, HAM	14	15
Arber Xhekaj, HAM	18	15
Francesco Arcuri, KGN	11	11
Paul Ludwinski, KGN*	11	11

* - denotes rookie

2022 OHL Playoffs

Rookie Leaders

PLAYER, CLUB	GP	G	A	PTS	+/-	PIM	PPG	SHG
Ryan Abraham, WSR	25	4	11	15	-4	1	1	0
Paul Ludwinski, KGN	11	7	5	12	11	8	0	2
Gavin Hayes, FLNT	19	5	7	12	-3	8	3	0
Ty Nelson, NB*	13	0	10	10	-4	6	0	0
Coulson Pitre, FLNT	16	6	3	9	10	2	0	0
Zakary Lavoie, MISS	10	4	4	8	3	4	1	0
Patrick Thomas, HAM	19	0	8	8	10	0	0	0
Calum Ritchie, OSH	6	4	3	7	-5	4	2	0
Luca D'Amato, FLNT*	19	1	6	7	-1	13	1	0

* - denotes defenceman

Leading Defencemen

PLAYER, CLUB	GP	G	A	PTS	+/-	PIM	PPG	SHG
Arber Xhekaj, HAM	18	6	10	16	15	50	2	0
Louka Henault, WSR	25	4	12	16	24	28	1	0
Andrew Perrott, WSR	25	7	7	14	3	31	3	0
Jack Thompson, SOO	9	6	8	14	2	11	3	0
Michael Renwick, WSR	25	5	9	14	24	35	2	0
Dmitry Kuzmin, FLNT	19	0	13	13	4	6	0	0
Ryan O'Rourke, SOO	10	1	11	12	4	22	0	0
Ty Nelson, NB*	13	0	10	10	-4	6	0	0

* - denotes rookie

Goaltending Leaders

GOALTENDER, CLUB	GP	MINS	SHOTS	SAVES	GA	SO	AVG.	%	W	L	OTL
Xavier Medina, WSR	5	296	154	144	10	1	2.03	.935	3	2	0
Roman Basran, MISS	7	475	200	183	17	0	2.15	.915	4	2	1
Marco Costantini, HAM	19	1153	507	463	44	3	2.29	.913	16	2	1
Mack Guzda, BAR	4	263	154	143	11	0	2.51	.929	1	2	1
Tucker Tynan, SOO	7	397	226	209	17	1	2.57	.925	3	2	1
Ben Gaudreau, SAR	6	365	210	194	16	0	2.63	.924	2	4	0
Luke Cavallin, FLNT	19	1154	731	679	52	0	2.70	.929	11	7	1
Mathias Onuska, WSR	22	1233	595	538	57	1	2.77	.904	12	6	2
Nick Chenard, OS	7	397	267	247	20	1	3.02	.925	3	4	0
Jackson Parsons, KIT*	5	255	180	167	13	0	3.06	.928	2	3	0

* - denotes rookie

SAVE PERCENTAGE

PLAYER, TEAM	GP	SV%
Xavier Medina, WSR	5	.935
Luke Cavallin, FLNT	19	.929
Mack Guzda, BAR	4	.929
Jackson Parsons, KIT	5	.928
Tucker Tynan, SOO	7	.925
Nick Chenard, OS	7	.925
Ben Gaudreau, SAR	6	.924

WINS

PLAYER, TEAM	GP	W
Marco Costantini, HAM	19	16
Mathias Onuska, WSR	22	12
Luke Cavallin, FLNT	19	11
Joe Vrbetic, NB	8	6
Leevi Merilainen, KGN	11	5
Roman Basran, MISS	7	4

SHUTOUTS

PLAYER, TEAM	GP	SO
Marco Costantini, HAM	19	3

2022 OHL Playoffs Goaltending Statistics By Team

NO. GOALTENDER	GPI	MINS	GA	EN	SO	GAA	W	L	OTL	SHOTS	SVS	SV %
Barrie Colts												
30 Matteo Lalama	2	149	4	0	0	1.61	1	0	1	65	61	.938
1 Mack Guzda	4	263	11	2	0	2.51	1	2	1	154	143	.929
Totals	6	412	17	2	0	2.44	2	2	2	221	204	.923
Flint Firebirds												
37 Luke Cavallin	19	1154	52	5	0	2.70	11	7	1	731	679	.929
31 Nathan Day	1	9	2	0	0	13.85	0	0	0	7	5	.714
Totals	20	1163	59	5	0	3.03	11	7	1	743	684	.921
Guelph Storm												
31 Owen Bennett	2	111	4	0	0	2.15	0	1	1	50	46	.920
1 Jacob Oster	4	200	16	1	0	4.81	1	2	0	135	119	.881
Totals	6	311	21	1	0	4.03	1	3	1	186	165	.887
Hamilton Bulldogs												
33 Marco Costantini	19	1153	44	1	3	2.29	16	2	1	507	463	.913
Totals	19	1153	45	1	3	2.33	16	2	1	508	463	.911
Kingston Frontenacs												
30 Aidan Spooner	1	37	2	0	0	3.27	0	1	0	8	6	.750
31 Leevi Merilainen	11	635	39	3	0	3.69	5	5	0	347	308	.888
Totals	12	672	44	3	0	3.87	5	6	0	358	314	.877
Kitchener Rangers												
32 Jackson Parsons	5	255	13	1	0	3.06	2	3	0	180	167	.928
30 Pavel Cajan	9	467	31	1	0	3.98	3	4	0	328	297	.905
Totals	14	722	46	2	0	3.77	5	7	0	510	464	.910
London Knights												
30 Brett Brochu	7	407	22	0	0	3.24	3	3	1	205	183	.893
35 Owen Flores	1	18	1	0	0	3.42	0	0	0	4	3	.750
Empty Net		7	0							0		
Totals	8	425	23	0	0	3.20	3	3	1	209	186	.890
Mississauga Steelheads												
1 Roman Basran	7	475	17	0	0	2.15	4	2	1	200	183	.915
31 Joe Ranger	3	179	8	2	0	2.69	0	2	1	102	94	.922
Totals	10	654	27	2	0	2.46	4	4	2	304	277	.911
North Bay Battalion												
1 Joe Vrbetic	8	433	28	0	0	3.88	6	1	0	218	190	.872
31 Dom DiVincentiis	6	367	24	1	0	3.92	2	3	1	188	164	.872
Totals	14	800	53	1	0	3.97	8	4	1	407	354	.870
Oshawa Generals												
33 Zachary Paputsakis	1	43	3	0	0	4.15	0	1	0	16	13	.813
1 Patrick Leaver	6	319	24	0	0	4.52	2	2	1	185	161	.870
Totals	7	362	27	0	0	4.44	2	3	1	201	174	.866
Ottawa 67's												
35 Max Donoso	4	198	12	1	0	3.63	0	2	1	105	93	.886
31 Will Cranley	1	44	4	0	0	5.42	0	1	0	25	21	.840
Totals	5	242	17	1	0	4.16	0	3	1	131	114	.870
Owen Sound Attack												
30 Corbin Votary	2	21	1	0	0	2.82	0	0	0	6	5	.833
31 Nick Chenard	7	397	20	1	1	3.02	3	4	0	267	247	.925
Totals	9	418	22	1	1	3.14	3	4	0	274	252	.920
Peterborough Petes												
31 Michael Simpson	4	239	23	1	0	5.78	0	4	0	154	131	.851
Totals	4	239	24	1	0	6.00	0	4	0	155	131	.845
Sarnia Sting												
70 Ben Gaudreau	6	365	16	2	0	2.63	2	4	0	210	194	.924
Totals	6	365	18	2	0	2.93	2	4	0	212	194	.915
Soo Greyhounds												
30 Tucker Tynan	7	397	17	2	1	2.57	3	2	1	226	209	.925
33 Samuel Ivanov	4	218	13	1	1	3.58	2	2	0	110	97	.882
Totals	11	615	33	3	2	3.19	5	4	1	339	306	.903
Windsor Spitfires												
30 Xavier Medina	5	296	10	0	1	2.03	3	2	0	154	144	.935
36 Mathias Onuska	22	1233	57	5	1	2.77	12	6	2	595	538	.904
Totals	27	1529	72	5	2	2.80	15	8	2	754	682	.905

2022 OHL Playoffs

Player Statistics By Team

BARRIE COLTS

PLAYER	GP	G	A	PTS	+/-	PIM	PP	PPA	SH	SHA	GW	FG	IG	OT	UA	EN	Sht	Sh%	FOW	FO
Ethan Cardwell	6	4	2	6	1	7	1	1	0	0	1	0	0	0	0	0	19	21.1	1	1
Hunter Haight	6	1	4	5	0	0	0	2	0	0	0	0	1	0	0	0	10	10.0	42	86
Tyson Foerster	6	1	3	4	1	4	1	2	0	0	0	0	0	0	0	0	17	5.9	9	13
Nathan Allensen	6	2	1	3	2	10	0	0	0	0	0	0	0	0	0	0	18	11.1	0	0
Declan McDonnell	5	1	2	3	1	4	0	1	0	0	0	0	0	0	0	0	21	4.8	1	1
Jacob Frasca	6	1	2	3	-2	4	1	0	0	0	0	0	0	0	0	0	9	11.1	60	104
Cooper Matthews	6	1	2	3	-1	0	1	0	0	0	0	0	0	0	0	0	7	14.3	0	1
Evan Vierling	6	1	2	3	2	9	0	1	0	0	1	0	0	1	0	0	6	16.7	46	106
Connor Punnett	6	1	1	2	0	15	0	0	0	0	0	1	0	0	0	0	14	7.1	0	0
Anthony Tabak	6	0	2	2	-2	0	0	0	0	0	0	0	0	0	0	0	8	0.0	6	11
Artur Cholach	6	0	1	1	1	4	0	0	0	0	0	0	0	0	0	0	9	0.0	0	1
Chris Grisolia	6	0	1	1	-2	4	0	0	0	0	0	0	0	0	0	0	7	0.0	9	16
Ian Lemieux	6	0	1	1	-4	4	0	1	0	0	0	0	0	0	0	0	8	0.0	0	1
Matteo Lalama	2	0	0	0	0	0	0	0	0	0	0	0	0	0	0	0	0	0.0	0	0
Beau Jelsma	3	0	0	0	0	0	0	0	0	0	0	0	0	0	0	0	3	0.0	11	24
Roenick Jodoin	3	0	0	0	-1	0	0	0	0	0	0	0	0	0	0	0	2	0.0	0	2
Mack Guzda	4	0	0	0	0	0	0	0	0	0	0	0	0	0	0	0	0	0.0	0	0
Oliver Smith	4	0	0	0	-2	2	0	0	0	0	0	0	0	0	0	0	0	0.0	0	0
Tai York	4	0	0	0	0	0	0	0	0	0	0	0	0	0	0	0	1	0.0	0	1
Zach Wigle	5	0	0	0	0	0	0	0	0	0	0	0	0	0	0	0	1	0.0	6	16
Beau Akey	6	0	0	0	-1	2	0	0	0	0	0	0	0	0	0	0	4	0.0	0	0
Grayson Tiller	6	0	0	0	-1	0	0	0	0	0	0	0	0	0	0	0	3	0.0	0	0

FLINT FIREBIRDS

Brennan Othmann	19	9	15	24	-2	18	2	7	1	0	5	0	0	1	0	0	81	11.1	3	11
Amadeus Lombardi	19	7	8	15	-4	6	1	1	0	0	0	1	0	0	1	0	39	17.9	121	261
Dmitry Kuzmin	19	0	13	13	4	6	0	7	0	1	0	0	0	0	0	0	57	0.0	0	0
Ethan Keppen	19	7	5	12	-3	12	3	1	0	0	1	2	2	0	0	0	79	8.9	4	12
Gavin Hayes	19	5	7	12	-3	8	3	3	0	0	1	0	0	0	0	0	38	13.2	1	3
Zacharie Giroux	19	6	5	11	-1	18	3	1	0	0	0	1	1	0	0	0	40	15.0	124	243
Braeden Kressler	17	6	4	10	1	2	1	0	0	2	1	1	1	0	3	1	37	16.2	77	165
Riley Piercey	18	3	7	10	2	22	1	1	0	0	0	0	0	0	0	0	44	6.8	13	34
Coulson Pitre	16	6	3	9	10	2	0	0	0	0	1	1	1	0	0	1	31	19.4	4	10
Tag Bertuzzi	19	5	4	9	-6	10	0	1	0	0	2	0	1	0	0	0	59	8.5	6	10
Tyler Deline	15	2	7	9	-3	12	0	3	0	0	0	1	0	0	0	0	30	6.7	0	0
Sahil Panwar	19	4	3	7	1	23	0	1	1	0	0	0	1	0	0	1	44	9.1	136	257
Luca D'Amato	19	1	6	7	-1	13	1	1	0	0	0	0	0	0	0	0	33	3.0	0	0
James Mayotte	19	1	5	6	5	2	0	0	0	0	0	0	0	0	0	0	19	5.3	0	0
Simon Slavicek	9	1	3	4	1	2	0	0	0	1	0	0	0	0	0	0	6	16.7	19	39
Ethan Hay	19	1	1	2	-3	16	0	0	1	0	0	0	0	0	0	0	9	11.1	85	203
Luke Cavallin	19	0	2	2	0	4	0	2	0	0	0	0	0	0	0	0	0	0.0	0	0
Zack Terry	19	0	2	2	-4	4	0	0	0	0	0	0	0	0	0	0	32	0.0	0	1
James Petrovski	18	0	1	1	4	6	0	0	0	0	0	0	0	0	0	0	15	0.0	0	0
Nathan Day	1	0	0	0	0	0	0	0	0	0	0	0	0	0	0	0	0	0.0	0	0
Michael MacLean	1	0	0	0	0	0	0	0	0	0	0	0	0	0	0	0	0	0.0	0	0
Samuel Assinewai	3	0	0	0	1	0	0	0	0	0	0	0	0	0	0	0	2	0.0	0	0
Ty Petrou	6	0	0	0	-1	0	0	0	0	0	0	0	0	0	0	0	0	0.0	0	1
Tristan Bertucci	11	0	0	0	-4	2	0	0	0	0	0	0	0	0	0	0	2	0.0	0	0

GUELPH STORM

Jake Karabela	5	2	2	4	-8	4	1	1	0	0	0	0	0	0	1	0	11	18.2	24	54
Brayden Guy	5	1	3	4	2	4	0	0	0	0	0	0	0	0	1	1	7	14.3	2	5
Matthew Poitras	5	1	3	4	-5	6	0	0	0	0	0	0	0	0	0	0	14	7.1	25	57
Ben McFarlane	5	3	0	3	0	0	1	0	0	0	0	1	1	0	0	1	9	33.3	0	1
Michael Buchinger	5	1	2	3	-5	4	0	0	0	0	0	0	0	0	0	0	4	25.0	0	0
Danny Zhilkin	4	1	1	2	-1	6	0	1	0	0	0	0	0	0	0	0	13	7.7	42	75
Braeden Bowman	5	0	2	2	-5	0	0	1	0	0	0	0	0	0	0	0	13	0.0	0	0
Charlie Paquette	5	1	0	1	1	5	0	0	0	0	0	0	0	0	0	0	2	50.0	1	1
Valentin Zhugin	5	1	0	1	-4	4	1	0	0	0	1	0	0	0	0	0	4	25.0	0	1
Cam Allen	5	0	1	1	-7	4	0	0	0	0	0	0	0	0	0	0	8	0.0	0	0
Matthew Papais	5	0	1	1	0	4	0	0	0	0	0	0	0	0	0	0	14	0.0	0	0
Cooper Walker	5	0	1	1	1	9	0	1	0	0	0	0	0	0	0	0	8	0.0	42	103
Ryan McGuire	1	0	0	0	0	0	0	0	0	0	0	0	0	0	0	0	0	0.0	0	4
Owen Bennett	2	0	0	0	0	0	0	0	0	0	0	0	0	0	0	0	0	0.0	0	0
Jakob MacRae	2	0	0	0	0	0	0	0	0	0	0	0	0	0	0	0	0	0.0	0	0
Daniil Chayka	4	0	0	0	-2	0	0	0	0	0	0	0	0	0	0	0	12	0.0	0	0
Chase Coughlan	4	0	0	0	0	4	0	0	0	0	0	0	0	0	0	0	2	0.0	0	2
Jacob Oster	4	0	0	0	0	0	0	0	0	0	0	0	0	0	0	0	0	0.0	0	0
Sasha Pastujov	4	0	0	0	-1	7	0	0	0	0	0	0	0	0	0	0	17	0.0	1	2
Luka Profaca	5	0	0	0	-2	0	0	0	0	0	0	0	0	0	0	0	7	0.0	0	0
Ashton Reesor	5	0	0	0	0	0	0	0	0	0	0	0	0	0	0	0	2	0.0	0	0
Cameron Supryka	5	0	0	0	1	0	0	0	0	0	0	0	0	0	0	0	4	0.0	0	0

2022 OHL Playoffs Player Statistics By Team

HAMILTON BULLDOGS

PLAYER	GP	G	A	PTS	+/-	PIM	PP	PPA	SH	SHA	GW	FG	IG	OT	UA	EN	Sht	Sh%	FOW	FO
Logan Morrison	19	17	22	39	17	2	5	12	0	0	2	3	4	0	1	3	64	26.6	185	357
Avery Hayes	16	14	20	34	17	19	5	10	2	1	1	1	2	0	2	1	59	23.7	3	6
Mason McTavish	19	16	13	29	2	26	7	7	1	0	2	4	2	0	2	1	98	16.3	200	339
Ryan Winterton	18	7	12	19	4	6	5	4	0	0	1	0	2	0	0	0	47	14.9	21	31
Arber Xhekaj	18	6	10	16	15	50	2	2	0	1	3	1	1	1	0	0	70	8.6	0	0
George Diaco	19	3	11	14	4	8	2	2	0	0	1	1	0	0	0	0	26	11.5	2	5
Jan Mysak	17	4	7	11	-1	4	0	5	0	0	1	1	0	0	0	0	34	11.8	101	173
Ryan Humphrey	19	4	5	9	7	25	0	1	0	0	1	2	0	0	0	0	40	10.0	13	19
Nathan Staios	13	3	6	9	2	10	2	6	0	0	1	0	0	0	0	0	30	10.0	0	0
Gavin White	19	2	7	9	4	14	0	3	0	0	2	0	0	1	0	0	32	6.3	0	0
Patrick Thomas	19	0	8	8	10	0	0	1	0	0	0	0	0	0	0	0	12	0.0	15	30
Lawson Sherk	19	2	4	6	4	15	0	0	1	1	0	0	0	0	1	1	26	7.7	113	224
Colton Kammerer	14	1	5	6	15	20	0	1	0	1	0	0	0	0	0	0	18	5.6	0	1
Giordano Biondi	16	2	1	3	-1	6	0	0	0	0	0	0	0	0	1	0	14	14.3	1	2
Mark Duarte	17	2	1	3	-2	5	0	0	0	0	0	0	0	0	0	0	22	9.1	9	21
Jorian Donovan	13	1	2	3	1	4	0	0	0	0	0	0	1	0	0	0	12	8.3	0	0
Brenden Anderson	12	1	1	2	0	4	0	0	0	0	1	0	0	0	0	0	7	14.3	0	2
Marco Costantini	19	0	2	2	0	0	0	1	0	0	0	0	0	0	0	0	0	0.0	0	0
Artem Grushnikov	19	0	2	2	8	10	0	0	0	0	0	0	0	0	0	0	37	0.0	0	0
Ethan Sims	15	0	1	1	-1	0	0	0	0	0	0	0	0	0	0	0	4	0.0	18	33
Lucas Moore	1	0	0	0	-1	0	0	0	0	0	0	0	0	0	0	0	0	0.0	0	0
Braeden O'Keefe	1	0	0	0	0	0	0	0	0	0	0	0	0	0	0	0	0	0.0	2	7
Cole Brown	2	0	0	0	0	0	0	0	0	0	0	0	0	0	0	0	0	0.0	0	0
Noah Van Vliet	17	0	0	0	1	9	0	0	0	0	0	0	0	0	0	0	12	0.0	0	0

KINGSTON FRONTENACS

Francesco Arcuri	11	6	13	19	11	8	1	1	0	0	1	0	0	1	1	0	32	18.8	2	5
Zayde Wisdom	11	4	11	15	8	10	1	1	0	1	0	0	1	0	0	0	24	16.7	10	15
Shane Wright	11	3	11	14	4	0	1	2	0	0	2	0	0	1	0	0	30	10.0	132	263
Martin Chromiak	11	7	5	12	3	4	1	0	0	0	0	1	0	0	1	0	41	17.1	0	0
Paul Ludwinski	11	7	5	12	11	8	0	0	2	0	0	1	0	0	0	0	33	21.2	43	118
Jordan Frasca	10	4	8	12	1	9	1	2	0	0	0	1	0	0	0	0	34	11.8	121	199
Lucas Edmonds	11	6	5	11	1	8	0	3	0	0	0	1	1	0	0	0	31	19.4	3	11
Jake Murray	11	3	4	7	9	6	0	0	0	1	1	1	1	0	0	0	19	15.8	0	0
Lucas Peric	11	1	5	6	10	6	0	0	0	0	0	0	0	0	0	0	21	4.8	0	0
Matthew Soto	11	2	2	4	3	2	0	0	0	0	0	0	0	0	0	0	17	11.8	1	4
Alec Belanger	11	1	2	3	-3	0	0	1	0	0	0	0	0	0	0	0	24	4.2	34	65
Braden Haché	11	1	2	3	2	20	0	0	0	0	0	0	0	0	0	0	13	7.7	0	0
Thomas Budnick	11	0	2	2	6	11	0	1	0	0	0	0	0	0	0	0	6	0.0	0	0
Ben Roger	11	0	2	2	2	0	0	0	0	0	0	0	0	0	0	0	19	0.0	0	0
Gage Heyes	5	1	0	1	0	7	0	0	0	0	1	0	0	0	1	0	2	50.0	1	3
Jackson Stewart	10	1	0	1	0	6	1	0	0	0	0	0	0	0	0	0	6	16.7	0	1
Aidan Spooner	1	0	0	0	0	0	0	0	0	0	0	0	0	0	0	0	0	0.0	0	0
Mitchell Brooks	4	0	0	0	0	0	0	0	0	0	0	0	0	0	0	0	0	0.0	0	1
Duncan Schneider	4	0	0	0	-1	0	0	0	0	0	0	0	0	0	0	0	1	0.0	0	0
Nathan Poole	5	0	0	0	0	4	0	0	0	0	0	0	0	0	0	0	1	0.0	8	15
Christopher Thibodeau	6	0	0	0	-1	0	0	0	0	0	0	0	0	0	0	0	5	0.0	2	3
Paul Hughes	11	0	0	0	-1	2	0	0	0	0	0	0	0	0	0	0	3	0.0	10	36
Leevi Merilainen	11	0	0	0	0	0	0	0	0	0	0	0	0	0	0	0	0	0.0	0	0

KITCHENER RANGERS

Joseph Serpa	12	6	9	15	3	10	0	2	0	0	0	1	1	0	1	1	40	15.0	59	140
Mitchell Martin	12	7	5	12	-2	10	2	2	0	0	1	3	0	0	0	0	30	23.3	13	34
Reid Valade	12	3	8	11	-1	16	1	2	1	0	0	0	1	0	1	0	39	7.7	22	43
Francesco Pinelli	12	3	7	10	0	6	1	4	0	0	1	0	0	0	0	0	38	7.9	129	308
Mike Petizian	12	7	2	9	-2	6	2	0	0	0	1	1	0	1	0	0	37	18.9	33	74
Justin Nolet	12	0	9	9	-3	0	0	3	0	0	0	0	0	0	0	0	28	0.0	0	0
Carson Rehkopf	12	4	2	6	-4	4	1	1	0	0	1	1	0	0	0	0	18	22.2	6	21
Jack Harper	11	1	5	6	1	0	0	0	0	0	1	0	0	0	0	0	16	6.3	0	0
Simon Motew	12	1	3	4	-2	14	1	0	0	0	0	0	0	0	0	0	21	4.8	0	0
Roman Schmidt	12	0	4	4	1	4	0	2	0	0	0	0	0	0	0	0	16	0.0	0	0
Trent Swick	9	2	1	3	0	6	0	0	0	0	0	1	0	0	1	0	8	25.0	0	1
Adrian Misaljevic	12	2	1	3	1	2	0	0	0	0	0	0	0	0	0	0	11	18.2	2	6
Ty Hollett	12	1	2	3	-3	4	0	0	0	0	0	0	0	0	0	0	10	10.0	0	0
Navrin Mutter	12	0	3	3	-5	25	0	0	0	0	0	0	0	0	0	0	13	0.0	16	28
Antonino Pugliese	8	1	1	2	-1	0	0	0	0	0	0	1	0	0	0	0	7	14.3	0	1
Matthew Sop	11	1	0	1	-2	0	0	0	0	0	0	1	0	0	0	0	13	7.7	66	136
Cameron Mercer	8	0	1	1	0	2	0	0	0	0	0	0	0	0	0	0	2	0.0	21	46
Pavel Cajan	9	0	1	1	0	0	0	0	0	0	0	0	0	0	0	0	0	0.0	0	0
Jacob LeBlanc	12	0	1	1	-4	2	0	0	0	0	0	0	0	0	0	0	3	0.0	0	0
Matthew Andonovski	1	0	0	0	0	0	0	0	0	0	0	0	0	0	0	0	0	0.0	0	0
Andrew LeBlanc	5	0	0	0	-3	0	0	0	0	0	0	0	0	0	0	0	2	0.0	6	25
Jackson Parsons	5	0	0	0	0	0	0	0	0	0	0	0	0	0	0	0	0	0.0	0	0
Adam Zidicky	7	0	0	0	-2	6	0	0	0	0	0	0	0	0	0	0	5	0.0	0	1

2022 OHL Playoffs

Player Statistics By Team

LONDON KNIGHTS

PLAYER	GP	G	A	PTS	+/-	PIM	PP	PPA	SH	SHA	GW	FG	IG	OT	UA	EN	Sht	Sh%	FOW	FO
Antonio Stranges	6	5	6	11	8	0	0	3	0	0	0	0	0	0	1	0	43	11.6	2	5
Cody Morgan	7	2	7	9	4	0	1	1	0	0	0	1	0	0	0	0	22	9.1	41	89
Luke Evangelista	7	2	4	6	-3	0	1	3	0	0	0	0	0	0	0	0	55	3.6	1	1
Max McCue	7	4	1	5	-1	6	0	0	0	0	0	1	1	0	0	1	18	22.2	31	43
Gerard Keane	7	3	1	4	2	6	2	0	0	0	1	0	0	0	0	0	21	14.3	0	0
Sean McGurn	7	1	3	4	-5	4	0	1	0	0	1	0	0	0	0	0	22	4.5	83	138
Kirill Steklov	7	1	2	3	2	5	0	1	0	0	0	0	0	0	0	0	9	11.1	0	1
Landon Sim	7	0	3	3	2	4	0	0	0	0	0	0	0	0	0	0	9	0.0	3	4
Tye McSorley	7	2	0	2	-8	6	1	0	0	0	1	1	0	0	0	0	22	9.1	0	0
Denver Barkey	5	1	1	2	-3	4	0	0	0	0	0	0	0	0	0	0	6	16.7	2	8
Camaryn Baber	7	1	1	2	1	8	0	0	0	0	0	0	0	0	0	0	16	6.3	102	165
Easton Cowan	5	0	2	2	2	0	0	0	0	0	0	0	0	0	0	0	8	0.0	1	3
Oliver Bonk	7	1	0	1	-1	2	0	0	0	0	0	0	1	0	1	0	4	25.0	0	0
Ruslan Gazizov	4	0	1	1	1	0	0	0	0	0	0	0	0	0	0	0	14	0.0	0	0
Liam Gilmartin	4	0	1	1	2	2	0	0	0	0	0	0	0	0	0	0	2	0.0	1	3
Bryce Montgomery	7	0	1	1	-1	0	0	0	0	0	0	0	0	0	0	0	3	0.0	0	0
Owen Flores	1	0	0	0	0	0	0	0	0	0	0	0	0	0	0	0	0	0.0	0	0
Brody Crane	4	0	0	0	-2	2	0	0	0	0	0	0	0	0	0	0	7	0.0	4	9
Brett Brochu	7	0	0	0	0	0	0	0	0	0	0	0	0	0	0	0	0	0.0	0	0
Ben Bujold	7	0	0	0	-2	2	0	0	0	0	0	0	0	0	0	0	3	0.0	17	39
Jackson Edward	7	0	0	0	-1	0	0	0	0	0	0	0	0	0	0	0	9	0.0	1	1
Ethan MacKinnon	7	0	0	0	-2	6	0	0	0	0	0	0	0	0	0	0	5	0.0	0	1

MISSISSAUGA STEELHEADS

James Hardie	10	6	2	8	-6	2	2	1	0	0	1	2	1	1	2	2	31	19.4	2	8
Zakary Lavoie	10	4	4	8	3	4	1	2	0	0	0	0	1	0	0	0	31	12.9	0	1
Owen Beck	10	1	5	6	-1	4	0	2	0	0	1	0	0	1	0	0	30	3.3	100	193
Luke Misa	10	1	4	5	3	0	0	2	0	0	0	0	0	0	0	0	11	9.1	8	14
Kasper Larsen	10	0	5	5	0	6	0	3	0	0	0	0	0	0	0	0	24	0.0	0	1
Aidan Prueter	10	3	1	4	-4	6	2	0	0	0	0	0	0	0	0	0	17	17.6	47	88
Jake Uberti	9	2	2	4	-6	13	1	2	0	0	0	2	0	0	0	0	22	9.1	37	95
Luca DelBelBelluz	10	1	3	4	-5	0	1	1	0	0	0	0	0	0	0	0	24	4.2	105	204
Ty Collins	10	2	1	3	-9	4	2	1	0	0	1	1	0	0	0	0	32	6.3	0	1
Chas Sharpe	10	1	2	3	0	6	0	2	0	0	1	0	0	0	0	0	17	5.9	0	0
Evan Brand	10	0	3	3	1	21	0	0	0	0	0	0	0	0	0	0	14	0.0	0	0
Charlie Callaghan	10	0	3	3	0	11	0	0	0	0	0	0	0	0	0	0	9	0.0	0	0
Ethan Del Mastro	10	0	3	3	0	10	0	2	0	0	0	0	0	0	0	0	10	0.0	0	0
Zander Veccia	10	1	1	2	3	5	0	0	0	0	0	1	0	0	0	0	14	7.1	0	1
Kai Schwindt	9	0	2	2	1	2	0	0	0	0	0	0	0	0	0	0	15	0.0	1	2
Ole Bjorgvik-Holm	10	1	0	1	-4	4	0	0	0	0	0	0	0	0	0	0	14	7.1	0	0
Joe Ranger	3	0	0	0	0	0	0	0	0	0	0	0	0	0	0	0	0	0.0	0	0
Callum Chisholm	5	0	0	0	0	0	0	0	0	0	0	0	0	0	0	0	1	0.0	0	0
Roman Basran	7	0	0	0	0	0	0	0	0	0	0	0	0	0	0	0	0	0.0	0	0
Max Dodig	7	0	0	0	0	2	0	0	0	0	0	0	0	0	0	0	15	0.0	0	2
Michael Stubbs	10	0	0	0	1	0	0	0	0	0	0	0	0	0	0	0	8	0.0	3	9

NORTH BAY BATTALION

Mitchell Russell	11	11	11	22	4	6	4	3	0	0	4	2	1	0	2	3	50	22.0	30	65
Brandon Coe	12	7	13	20	1	10	2	4	0	0	2	1	0	1	1	0	39	17.9	1	1
Kyle Jackson	12	9	5	14	-5	0	5	1	0	0	0	1	1	0	0	0	28	32.1	98	226
Matvey Petrov	13	2	8	10	-16	4	1	6	0	0	0	1	0	0	0	0	46	4.3	3	4
Ty Nelson	13	0	10	10	-4	6	0	7	0	0	0	0	0	0	0	0	33	0.0	0	0
Kyle McDonald	13	6	3	9	-4	10	0	1	0	0	0	3	0	0	0	0	44	13.6	2	10
Liam Arnsby	13	0	6	6	2	19	0	1	0	1	0	0	0	0	0	0	11	0.0	118	277
Paul Christopoulos	13	3	2	5	-6	2	0	0	1	0	0	0	0	0	1	1	19	15.8	0	0
Owen Van Steensel	13	2	3	5	1	2	0	0	1	0	0	0	1	0	0	0	26	7.7	3	9
Anthony Romani	13	3	1	4	-2	2	0	0	0	0	0	0	0	0	0	0	13	23.1	9	22
Avery Winslow	13	2	2	4	-8	4	1	0	0	0	0	0	0	0	0	0	6	33.3	0	0
Dalyn Wakely	13	1	3	4	-1	8	0	0	0	0	0	0	0	0	0	0	20	5.0	53	104
Tnias Mathurin	13	0	4	4	3	2	0	0	0	0	0	0	0	0	0	0	8	0.0	0	0
Michael Podolioukh	12	1	2	3	-4	2	0	0	0	0	1	0	0	0	0	0	26	3.8	59	100
Nic Sima	7	1	1	2	-2	0	0	0	0	0	0	0	0	0	0	0	5	20.0	0	1
Owen Outwater	9	1	1	2	2	2	0	0	0	0	1	0	0	0	1	0	7	14.3	0	0
Nikita Tarasevich	13	0	2	2	-6	0	0	0	0	0	0	0	0	0	0	0	16	0.0	0	1
Cam Gauvreau	6	0	1	1	2	5	0	0	0	0	0	0	0	0	0	0	0	0.0	0	0
Joe Vrbetic	8	0	1	1	0	0	0	1	0	0	0	0	0	0	0	0	0	0.0	0	0
Wyatt Kennedy	1	0	0	0	-1	0	0	0	0	0	0	0	0	0	0	0	0	0.0	0	0
Dom DiVincentiis	6	0	0	0	0	0	0	0	0	0	0	0	0	0	0	0	0	0.0	0	0
Alexander Lukin	10	0	0	0	0	2	0	0	0	0	0	0	0	0	0	0	2	0.0	0	0
Grayson Ladd	11	0	0	0	1	4	0	0	0	0	0	0	0	0	0	0	10	0.0	0	0

2022 OHL Playoffs Player Statistics By Team

OSHAWA GENERALS

PLAYER	GP	G	A	PTS	+/-	PIM	PP	PPA	SH	SHA	GW	FG	IG	OT	UA	EN	Sht	Sh%	FOW	FO
Brett Harrison	6	4	3	7	-5	4	3	2	0	0	0	0	1	0	0	0	19	21.1	16	32
Calum Ritchie	6	4	3	7	-5	4	2	1	0	0	1	0	0	0	0	0	18	22.2	31	58
Ty Tullio	6	2	5	7	-7	4	0	5	0	0	1	0	0	0	0	0	25	8.0	4	14
Ryan Gagnier	6	2	3	5	-4	0	1	1	0	0	0	0	0	0	1	0	12	16.7	74	123
Lleyton Moore	6	1	4	5	-11	2	1	2	0	0	0	1	0	0	0	0	13	7.7	0	0
Stuart Rolofs	6	1	3	4	-3	0	1	2	0	0	0	1	0	0	0	0	7	14.3	57	113
David Jesus	6	0	3	3	-7	2	0	1	0	0	0	0	0	0	0	0	5	0.0	0	0
Cameron Butler	4	1	1	2	-4	11	0	1	0	0	0	1	0	0	0	0	10	10.0	3	4
Jordyn Ertel	6	1	1	2	2	11	0	0	0	0	0	0	0	0	0	0	5	20.0	2	2
Dawson McKinney	6	1	1	2	1	0	0	0	0	0	0	0	0	0	0	0	11	9.1	0	1
Oskar Olausson	6	1	1	2	-3	6	0	0	0	0	0	0	0	0	0	0	18	5.6	0	0
Mathew Hill	6	0	1	1	-1	2	0	0	0	0	0	0	0	0	0	0	4	0.0	0	0
Nikita Parfenyuk	6	0	1	1	-2	2	0	0	0	0	0	0	0	0	0	0	2	0.0	0	0
Ryan Stepien	6	0	1	1	-4	0	0	1	0	0	0	0	0	0	0	0	4	0.0	2	3
Thomas Stewart	6	0	1	1	-4	11	0	0	0	0	0	0	0	0	0	0	12	0.0	0	0
Zachary Paputsakis	1	0	0	0	0	0	0	0	0	0	0	0	0	0	0	0	0	0.0	0	0
Blake Smith	3	0	0	0	0	9	0	0	0	0	0	0	0	0	0	0	1	0.0	0	0
Matthew Buckley	5	0	0	0	-2	0	0	0	0	0	0	0	0	0	0	0	5	0.0	1	1
Patrick Leaver	6	0	0	0	0	0	0	0	0	0	0	0	0	0	0	0	0	0.0	0	0
Luca Marrelli	6	0	0	0	-3	2	0	0	0	0	0	0	0	0	0	0	3	0.0	0	0
Cooper Way	6	0	0	0	-1	0	0	0	0	0	0	0	0	0	0	0	5	0.0	21	40

OTTAWA 67's

Jack Beck	4	3	1	4	0	2	0	1	1	0	0	0	0	0	1	0	11	27.3	0	1
Luca Pinelli	4	2	2	4	1	2	1	0	0	0	0	0	0	0	0	0	11	18.2	0	2
Jack Matier	4	1	3	4	-5	2	0	1	0	0	0	0	0	0	0	0	9	11.1	0	0
Vinzenz Rohrer	4	1	3	4	3	0	0	0	0	0	0	0	0	0	0	0	11	9.1	34	73
Cameron Tolnai	4	1	2	3	0	0	0	0	0	0	0	0	0	0	0	0	9	11.1	36	61
Thomas Sirman	4	0	3	3	2	4	0	0	0	0	0	0	0	0	0	0	5	0.0	0	0
Tyler Boucher	4	1	1	2	0	6	0	0	0	0	0	0	0	0	0	0	16	6.3	0	1
Chris Barlas	4	1	0	1	-1	0	0	0	0	0	0	0	0	0	0	0	2	50.0	1	3
Brady Stonehouse	4	1	0	1	-4	2	0	0	0	0	0	0	0	0	0	0	11	9.1	2	3
Anthony Costantini	4	0	1	1	-3	0	0	0	0	0	0	0	0	0	0	0	6	0.0	0	0
Vsevolod Gaidamak	4	0	1	1	-1	0	0	0	0	0	0	0	0	0	0	0	2	0.0	12	25
Alex Johnston	4	0	1	1	-6	0	0	0	0	0	0	0	0	0	0	0	3	0.0	28	60
Matthew Mayich	4	0	1	1	-4	2	0	0	0	0	0	0	0	0	0	0	6	0.0	0	1
Will Cranley	1	0	0	0	0	0	0	0	0	0	0	0	0	0	0	0	0	0.0	0	0
Brad Gardiner	2	0	0	0	0	0	0	0	0	0	0	0	0	0	0	0	1	0.0	0	0
Steven Laforme	2	0	0	0	0	2	0	0	0	0	0	0	0	0	0	0	0	0.0	0	1
Max Donoso	4	0	0	0	0	0	0	0	0	0	0	0	0	0	0	0	0	0.0	0	0
Will Gerrior	4	0	0	0	-3	2	0	0	0	0	0	0	0	0	0	0	6	0.0	0	0
Ranvir Gill-Shane	4	0	0	0	-1	0	0	0	0	0	0	0	0	0	0	0	1	0.0	0	0
Derek Smyth	4	0	0	0	3	5	0	0	0	0	0	0	0	0	0	0	1	0.0	0	0
Adam Varga	4	0	0	0	-3	2	0	0	0	0	0	0	0	0	0	0	3	0.0	3	4

OWEN SOUND ATTACK

Colby Barlow	7	5	1	6	2	8	1	0	1	0	0	1	1	0	0	0	32	15.6	0	0
Servac Petrovsky	7	2	4	6	3	4	0	0	0	1	0	0	0	0	0	0	25	8.0	48	93
Julian Fantino	7	4	1	5	3	4	0	0	0	0	1	0	0	0	1	0	13	30.8	2	5
Cedrick Guindon	7	1	3	4	-3	2	1	0	0	0	0	0	0	0	0	0	14	7.1	50	110
William Portokalis	7	1	3	4	-7	0	0	2	0	0	0	1	0	0	0	0	17	5.9	3	4
Ethan Burroughs	7	2	1	3	-4	8	0	0	0	0	0	0	0	0	0	1	25	8.0	0	1
Stepan Machacek	7	1	2	3	0	17	0	1	0	0	1	1	0	0	0	0	10	10.0	4	10
Madden Steen	7	1	2	3	0	4	0	0	0	0	0	1	0	0	0	0	4	25.0	0	0
Taos Jordan	7	0	3	3	1	0	0	0	0	0	0	0	0	0	0	0	8	0.0	0	0
Sam Sedley	7	0	3	3	-1	8	0	0	0	0	0	0	0	0	0	0	9	0.0	1	1
Mark Woolley	7	0	3	3	2	2	0	0	0	0	0	0	0	0	0	0	9	0.0	0	0
Gavin Bryant	5	1	1	2	1	0	0	0	1	0	0	0	1	0	1	1	5	20.0	32	69
Igor Chibrikov	5	1	1	2	1	0	0	1	1	0	0	0	0	0	1	1	7	14.3	0	0
Nicholas Porco	6	1	0	1	-3	2	0	0	0	0	1	0	0	0	0	0	16	6.3	2	3
Deni Goure	7	0	1	1	-4	6	0	0	0	0	0	0	0	0	0	0	21	0.0	48	99
Logan LeSage	7	0	1	1	-1	13	0	0	0	0	0	0	0	0	0	0	2	0.0	1	1
Thomas Chafe	2	0	0	0	0	0	0	0	0	0	0	0	0	0	0	0	1	0.0	0	0
Corbin Votary	2	0	0	0	0	0	0	0	0	0	0	0	0	0	0	0	0	0.0	0	0
Cedricson Okitundu	4	0	0	0	-1	7	0	0	0	0	0	0	0	0	0	0	5	0.0	0	0
Cal Uens	6	0	0	0	-1	0	0	0	0	0	0	0	0	0	0	0	0	0.0	0	0
Nick Chenard	7	0	0	0	0	0	0	0	0	0	0	0	0	0	0	0	0	0.0	0	0
Nolan Seed	7	0	0	0	1	10	0	0	0	0	0	0	0	0	0	0	9	0.0	0	0

2022 OHL Playoffs

Player Statistics By Team

PETERBOROUGH PETES

PLAYER	GP	G	A	PTS	+/-	PIM	PP	PPA	SH	SHA	GW	FG	IG	OT	UA	EN	Sht	Sh%	FOW	FO
Emmett Sproule	4	1	4	5	1	2	0	2	1	1	0	0	0	0	1	0	11	9.1	2	5
Tucker Robertson	4	3	1	4	3	9	0	0	1	0	0	0	0	0	1	0	9	33.3	42	83
Joe Carroll	4	2	0	2	0	15	1	0	0	0	0	1	0	0	0	0	9	22.2	1	2
Konnor Smith	4	0	2	2	-1	0	0	1	0	1	0	0	0	0	0	0	0	0.0	0	0
Sam Alfano	4	1	0	1	-3	7	0	0	0	0	0	0	0	0	0	0	9	11.1	1	2
Donovan McCoy	4	1	0	1	-2	2	0	0	0	0	0	0	0	0	1	0	5	20.0	0	0
Brian Zanetti	4	1	0	1	-3	8	1	0	0	0	0	0	0	0	0	0	5	20.0	1	1
J.R. Avon	4	0	1	1	-3	4	0	1	0	0	0	0	0	0	0	0	9	0.0	27	64
Jax Dubois	4	0	1	1	-2	2	0	0	0	0	0	0	0	0	0	0	3	0.0	31	71
Shawn Spearing	4	0	1	1	0	4	0	0	0	0	0	0	0	0	0	0	0	0.0	0	0
Chase Stillman	4	0	1	1	-1	10	0	0	0	0	0	0	0	0	0	0	10	0.0	5	6
Josh Kavanagh	1	0	0	0	0	0	0	0	0	0	0	0	0	0	0	0	0	0.0	0	0
Justin DeZoete	3	0	0	0	-3	0	0	0	0	0	0	0	0	0	0	0	3	0.0	0	0
Artem Guryev	4	0	0	0	2	12	0	0	0	0	0	0	0	0	0	0	3	0.0	0	0
Nick Lardis	4	0	0	0	0	2	0	0	0	0	0	0	0	0	0	0	3	0.0	0	1
Samuel Mayer	4	0	0	0	-2	10	0	0	0	0	0	0	0	0	0	0	6	0.0	0	0
Jonathan Melee	4	0	0	0	-2	2	0	0	0	0	0	0	0	0	0	0	4	0.0	9	19
Quinton Pagé	4	0	0	0	-3	14	0	0	0	0	0	0	0	0	0	0	4	0.0	5	10
Michael Simpson	4	0	0	0	0	0	0	0	0	0	0	0	0	0	0	0	0	0.0	0	0
Kaspars Ziemins	4	0	0	0	-2	0	0	0	0	0	0	0	0	0	0	0	5	0.0	2	5

SARNIA STING

Nolan Dann	6	2	5	7	-2	2	1	5	0	0	0	0	0	0	0	0	13	15.4	0	0
Nolan DeGurse	6	4	2	6	-3	6	2	2	0	0	1	0	0	0	0	1	25	16.0	41	72
Ty Voit	6	2	4	6	-4	2	1	3	0	0	1	0	0	1	0	0	16	12.5	25	53
Zach Filak	6	0	3	3	-3	6	0	0	0	0	0	0	0	0	0	0	7	0.0	15	36
Angus MacDonald	6	1	1	2	-2	14	0	0	0	0	0	1	0	0	0	0	6	16.7	5	12
Max Namestnikov	6	1	1	2	-3	6	1	0	0	0	0	0	0	0	0	0	10	10.0	7	11
Ryan Mast	6	0	2	2	-8	10	0	0	0	0	0	0	0	0	0	0	7	0.0	0	0
Marko Sikic	6	0	2	2	-7	0	0	1	0	0	0	0	0	0	0	0	5	0.0	11	27
Ethan Ritchie	6	1	0	1	0	6	1	0	0	0	0	0	1	0	0	0	14	7.1	0	0
Austin Harper	1	0	0	0	0	0	0	0	0	0	0	0	0	0	0	0	0	0.0	0	0
Ryan Pryce	1	0	0	0	0	0	0	0	0	0	0	0	0	0	0	0	0	0.0	0	0
Josh Vogelsberg	4	0	0	0	0	0	0	0	0	0	0	0	0	0	0	0	0	0.0	0	0
Alexis Daviault	6	0	0	0	-6	6	0	0	0	0	0	0	0	0	0	0	2	0.0	0	0
Nolan Dillingham	6	0	0	0	-3	5	0	0	0	0	0	0	0	0	0	0	5	0.0	0	0
Benjamin Gaudreau	6	0	0	0	0	0	0	0	0	0	0	0	0	0	0	0	0	0.0	0	0
Theo Hill	6	0	0	0	-6	8	0	0	0	0	0	0	0	0	0	0	8	0.0	68	130
Ben Lalkin	6	0	0	0	-1	0	0	0	0	0	0	0	0	0	0	0	1	0.0	1	1
Owen MacDonald	6	0	0	0	-3	2	0	0	0	0	0	0	0	0	0	0	2	0.0	0	0
Ryder McIntyre	6	0	0	0	-2	2	0	0	0	0	0	0	0	0	0	0	1	0.0	1	1
Chandler Romeo	6	0	0	0	-3	6	0	0	0	0	0	0	0	0	0	0	4	0.0	0	0
Easton Wainwright	6	0	0	0	-2	2	0	0	0	0	0	0	0	0	0	0	5	0.0	28	61

SOO GREYHOUNDS

Jack Thompson	9	6	8	14	2	11	3	2	0	0	0	2	0	0	0	0	43	14.0	0	0
Ryan O'Rourke	10	1	11	12	4	22	0	6	0	0	0	0	0	0	0	0	29	3.4	0	0
Cole MacKay	10	5	5	10	-2	10	2	2	0	0	0	0	0	0	0	0	38	13.2	2	6
Rory Kerins	10	1	9	10	-1	6	0	5	0	0	0	0	0	0	1	0	50	2.0	143	247
Tye Kartye	10	7	2	9	2	4	3	1	0	0	2	3	2	0	0	0	46	15.2	53	81
Kalvyn Watson	8	3	3	6	-3	2	0	0	0	0	0	0	0	0	0	0	23	13.0	2	3
Tyler Savard	10	3	3	6	2	13	1	0	0	0	1	0	1	0	0	0	16	18.8	2	4
Robert Calisti	10	1	5	6	0	14	1	0	0	0	0	0	0	0	0	0	24	4.2	0	0
Bryce McConnell-Barker	10	1	4	5	-1	4	0	2	0	0	0	0	0	0	0	0	31	3.2	89	168
Kirill Kudryavtsev	10	0	4	4	-5	6	0	2	0	0	0	0	0	0	0	0	15	0.0	0	0
Jordan D'Intino	10	2	1	3	-4	6	0	0	0	0	1	1	0	1	0	0	22	9.1	1	9
Marco Mignosa	10	2	1	3	6	0	0	0	0	0	0	1	0	0	0	1	15	13.3	0	0
Justin Cloutier	10	1	0	1	-1	0	0	0	0	0	1	0	0	0	0	0	10	10.0	0	2
Caeden Carlisle	9	0	1	1	1	4	0	0	0	0	0	0	0	0	0	0	1	0.0	0	0
Owen Allard	10	0	1	1	0	0	0	0	0	0	0	0	0	0	0	0	15	0.0	68	127
Samuel Ivanov	4	0	0	0	0	0	0	0	0	0	0	0	0	0	0	0	2	0.0	0	0
Landen Hookey	6	0	0	0	1	7	0	0	0	0	0	0	0	0	0	0	4	0.0	1	2
Tucker Tynan	7	0	0	0	0	7	0	0	0	0	0	0	0	0	0	0	0	0.0	0	0
Connor Toms	8	0	0	0	0	4	0	0	0	0	0	0	0	0	0	0	2	0.0	0	0
Luc Brzustowski	10	0	0	0	-1	2	0	0	0	0	0	0	0	0	0	0	8	0.0	0	0
Keegan McMullen	10	0	0	0	-2	4	0	0	0	0	0	0	0	0	0	0	4	0.0	6	11

2022 OHL Playoffs Player Statistics By Team

WINDSOR SPITFIRES

Wyatt Johnston	25	14	27	41	24	12	1	10	1	2	2	3	0	0	1	1	103	13.6	270	521
Will Cuyllé	25	15	16	31	20	30	3	2	3	0	2	2	3	0	1	3	104	14.4	101	176
Daniel D'Amico	25	11	10	21	7	25	1	1	1	0	2	3	2	0	2	1	68	16.2	31	63
Matthew Maggio	25	7	10	17	-4	12	3	2	0	0	1	0	1	0	2	1	122	5.7	5	11
Louka Henault	25	4	12	16	24	28	1	5	0	0	0	1	1	0	0	0	57	7.0	0	0
Ryan Abraham	25	4	11	15	-4	14	1	2	0	0	0	0	0	0	0	0	56	7.1	181	340
Alex Christopoulos	25	11	3	14	10	8	0	0	0	0	1	1	2	0	0	0	45	24.4	3	11
Andrew Perrott	25	7	7	14	3	31	3	2	0	0	3	1	0	1	0	0	61	11.5	0	0
Michael Renwick	25	5	9	14	24	35	2	2	0	0	2	0	0	1	0	0	74	6.8	2	3
Jacob Maillet	25	3	8	11	5	6	0	0	0	0	1	0	0	0	0	0	44	6.8	243	470
Josh Currie	25	3	6	9	0	20	0	1	0	0	0	1	0	0	0	0	36	8.3	0	4
Oliver Peer	23	4	4	8	4	6	0	0	0	0	0	0	1	0	2	0	33	12.1	32	94
Pasquale Zito	16	2	5	7	-2	6	0	0	0	0	1	0	0	0	1	0	35	5.7	35	65
Nathan Ribau	25	0	6	6	4	19	0	0	0	1	0	0	0	0	0	0	21	0.0	0	0
Ethan Miedema	25	1	4	5	0	6	0	1	0	0	0	1	0	0	0	0	11	9.1	3	7
Nicholas DeAngelis	25	0	5	5	-2	15	0	0	0	0	0	0	0	0	0	0	18	0.0	0	0
James Jodoin	18	1	1	2	3	8	0	0	0	0	0	0	1	0	0	0	3	33.3	0	0
Daniil Sobolev	24	0	2	2	1	10	0	0	0	0	0	0	0	0	0	0	23	0.0	0	0
Christopher O'Flaherty	11	0	1	1	1	6	0	0	0	0	0	0	0	0	0	0	0	0.0	0	1
Bronson Ride	1	0	0	0	1	0	0	0	0	0	0	0	0	0	0	0	0	0.0	0	0
Xavier Medina	5	0	0	0	0	0	0	0	0	0	0	0	0	0	0	0	0	0.0	0	0
Avval Baisov	7	0	0	0	0	11	0	0	0	0	0	0	0	0	0	0	2	0.0	0	0
Mathias Onuska	22	0	0	0	0	0	0	0	0	0	0	0	0	0	0	0	0	0.0	0	0

2022 OHL Champions



HAMILTON BULLDOGS
2022 ONTARIO HOCKEY LEAGUE ROBERTSON CUP CHAMPIONS

Wayne Gretzky 99 Award

LOGAN MORRISON
HAMILTON BULLDOGS

Morrison led the Bulldogs with a new club record 39 points in 19 playoff contests, scoring 17 goals while adding 22 assists in 19 games, posting a plus/minus rating of plus-17. He recorded 13 points (4-9-13) in seven OHL Championship Series matchups, including a pair of assists in Game 7. He joins Robert Thomas (2018) as the second Bulldogs player to earn the award.

Morrison put up points in all 19 of his postseason outings, joining Matt Beleskey of the 2008 Belleville Bulls with the longest OHL playoff point streak in the last 25 years.

The Ontario Hockey League introduced the Wayne Gretzky 99 Award in 1999 to honour the Most Valuable Player in the OHL Playoffs as selected by the media. Gretzky, a native of Brantford, graduated from the Soo Greyhounds to become the most prolific scorer in the history of the National Hockey League. The League created the award in tribute of 'The Great One' shortly after he announced his retirement from the NHL in 1999.



SEASON	PLAYER, TEAM
1999	Justin Papineau, Belleville
2000	Brian Finley, Barrie
2001	Seamus Kotyk, Ottawa
2002	Brad Boyes, Erie
2003	Derek Roy, Kitchener
2004	Martin St. Pierre, Guelph
2005	Corey Perry, London
2006	Daniel Ryder, Peterborough
2007	Marc Staal, Sudbury
2008	Justin Azevedo, Kitchener
2009	Taylor Hall, Windsor

SEASON	PLAYER, TEAM
2010	Adam Henrique, Windsor
2011	Robby Mignardi, Owen Sound
2012	Austin Watson, London
2013	Bo Horvat, London
2014	Robby Fabbri, Guelph
2015	Connor McDavid, Erie
2016	Mitch Marner, London
2017	Warren Foegele, Erie
2018	Robert Thomas, Hamilton
2019	Nick Suzuki, Guelph
2022	Logan Morrison, Hamilton

The Memorial Cup

The Memorial Cup, which has been in competition since 1919, was presented in commemoration of the many great Canadian hockey players who paid the supreme sacrifice in defence of their country in the First World War.

Initially the symbol of the national junior championship, the Cup later signified Junior "A" supremacy beginning in 1934 and Major Junior supremacy in 1971. Competing for it annually are the Western, Quebec Major Junior and Ontario Hockey Leagues. The winners of the three leagues, along with the host club, compete in the Memorial Cup tournament.

The Memorial Cup has been won by Ontario based teams 50 times during its 101 years of competition.

YEAR	CHAMPION	COACH	RUNNER-UP	YEAR	CHAMPION	COACH	RUNNER-UP
1919	Univ. of Toronto Schools	Frank Carroll	Regina Patricias	1984	Ottawa 67's	Brian Kilrea	Kitchener Rangers
1920	Toronto Canoe Club	Ron Carroll	Selkirk Juniors	1985	Prince Albert Raiders	Terry Simpson	Shawinigan Cataractes
1921	Winnipeg Falcons	Connie Neal	Stratford Midgets	1986	Guelph Platers	Jacques Martin	Hull Olympiques
1922	Ft. William War Veterans	Stan Bliss	Regina Patricias	1987	Medicine Hat Tigers	Bryan Maxwell	Oshawa Generals
1923	U. of Manitoba Winnipeg	Hal Moulden	Kitchener Greenshirts	1988	Medicine Hat Tigers	Barry Melrose	Windsor Spitfires
1924	Owen Sound Greys	Jim Jamieson	Calgary Canadians	1989	Swift Current Broncos	Graham James	Saskatoon Blades
1925	Regina Pats	Al Ritchie	Aura Lee	1990	Oshawa Generals	Rick Cornacchia	Kitchener Rangers
1926	Calgary Canadians	Eddie Poulin	Queens U. Queens	1991	Spokane Chiefs	Bryan Maxwell	Drummondville Voltigeurs
1927	Owen Sound	Hancock/Spratt	Port Arthur W. End Jrs.	1992	Kamloops Blazers	Tom Renney	S.S. Marie Greyhounds
1928	Regina Monarchs	Howie Milne	Ottawa Gunners	1993	S.S. Marie Greyhounds	Ted Nolan	Peterborough Petes
1929	Toronto Marlboros	Frank Selke	Elmwood Millionaires	1994	Kamloops Blazers	Don Hay	Laval Titan
1930	Regina Pats	Al Ritchie	West Toronto	1995	Kamloops Blazers	Don Hay	Detroit Jr. Red Wings
1931	Winnipeg Elmwoods	Jack Hughes	Ottawa Primroses	1996	Granby Predateurs	Michel Therrien	Peterborough Petes
1932	Sudbury Wolves	Sam Rothschild	Winnipeg Monarchs	1997	Hull Olympiques	Claude Julien	Lethbridge Hurricanes
1933	Newmarket	Bill Hancock	Regina Patricias	1998	Portland Winterhawks	Brent Peterson	Guelph Storm
1934	Toronto St. Michael's	Dr. LaFlamme	Edmonton Athletics	1999	Ottawa 67's	Brian Kilrea	Calgary Hitmen
1935	Winnipeg Monarchs	Harry Neil	Sudbury Cub Wolves	2000	Rimouski Oceanic	Doris Labonte	Barrie Colts
1936	West Toronto Redmen	Clarence Day	Saskatoon Wesleys	2001	Red Deer Rebels	Brent Sutter	Val d'Or Foreurs
1937	Winnipeg Monarchs	Harry Neil	Copper Cliff Redmen	2002	Kootenay Ice	Ryan McGill	Victoriaville Tigres
1938	St. Boniface Seals	Mike Kryschuck	Oshawa Generals	2003	Kitchener Rangers	Peter DeBoer	Hull Olympiques
1939	Oshawa Generals	Tracy Shaw	Edmonton Ath. Club	2004	Kelowna Rockets	Marc Habscheid	Gatineau Olympiques
1940	Oshawa Generals	Tracy Shaw	Kenora Thistles	2005	London Knights	Dale Hunter	Rimouski Oceanic
1941	Winnipeg Rangers	L. Northcott	Montreal Royals	2006	Quebec Remparts	Patrick Roy	Moncton Wildcats
1942	Portage La Prairie	Staff Sgt. Bell	Oshawa Generals	2007	Vancouver Giants	Don Hay	Medicine Hat Tigers
1943	Winnipeg Rangers	Bob Kinnear	Oshawa Generals	2008	Spokane Chiefs	Bill Peters	Kitchener Rangers
1944	Oshawa Generals	Charlie Conacher	Trail Smoke Eaters	2009	Windsor Spitfires	Bob Boughner	Kelowna Rockets
1945	Toronto St. Michael's	Joe Primeau	Moose Jaw Canucks	2010	Windsor Spitfires	Bob Boughner	Brandon Wheat Kings
1946	Winnipeg Monarchs	Walter Monson	Toronto St. Michael's	2011	Saint John Sea Dogs	Gerard Gallant	Miss. St. Michael's Majors
1947	Toronto St. Michael's	Joe Primeau	Moose Jaw Canucks	2012	Shawinigan Cataractes	Eric Veilleux	London Knights
1948	Port Arthur W. End Bruins	Ed Lauzon	Barrie Flyers	2013	Halifax Mooseheads	Dominique Ducharme	Portland Winterhawks
1949	Montreal Royals	Tag Millar	Brandon Wheat Kings	2014	Edmonton Oil Kings	Derek Laxdal	Guelph Storm
1950	Montreal Canadiens	Sam Pollock/Bill Reay	Regina Pats	2015	Oshawa Generals	DJ Smith	Kelowna Rockets
1951	Barrie Flyers	Leighton Emms	Winnipeg Manarchs	2016	London Knights	Dale Hunter	Rouyn-Noranda Huskies
1952	Guelph Biltmores	Alf Pike	Regina Pats	2017	Windsor Spitfires	Rocky Thompson	Erie Otters
1953	Barrie Flyers	Leighton Emms	St. Boniface Canadiens	2018	Acadie-Bathurst Titan	Mario Pouliot	Regina Pats
1954	St. Catharines Tee Peees	Rudy Pilous	Edmonton Oil Kings	2019	Rouyn-Noranda Huskies	Mario Pouliot	Halifax Mooseheads
1955	Toronto Marlboros	Walter Broda	Regina Pats	2022	Saint John Sea Dogs	Gardiner MacDougall	Hamilton Bulldogs
1956	Toronto Marlboros	Walter Broda	Regina Pats				
1957	Flin Flon Bombers	Bobby Kirk	Ottawa Canadiens				
1958	Ottawa-Hull Canadiens	Scotty Bowman	Regina Patricias				
1959	Winnipeg Braves	Bill Allum	Peterborough TPT Petes				
1960	St. Catharines Tee Peees	Max Kaminsky	Edmonton Oil Kings				
1961	Toronto St. Michael's	Father D. Bauer	Edmonton Oil Kings				
1962	Hamilton Red Wings	Eddie Bush	Edmonton Oil Kings				
1963	Edmonton Oil Kings	Buster Brayshaw	Niagara Falls Flyers				
1964	Toronto Marlboros	Jim Gregory	Edmonton Oil Kings				
1965	Niagara Falls Flyers	Bill Long	Edmonton Oil Kings				
1966	Edmonton Oil Kings	Ray Kinasewich	Oshawa Generals				
1967	Toronto Marlboros	Gus Bodnar	Port Arthur Mars				
1968	Niagara Falls Flyers	Paul Emms	Estevan Bruins				
1969	Montreal Jr. Canadiens	Roger Bedard	Regina Patricias				
1970	Montreal Jr. Canadiens	Roger Bedard	Weyburn Red Wings				
1971	Quebec Remparts	Maurice Filion	Edmonton Oil Kings				
1972	Cornwall Royals	Orval Tessier	Peterborough Petes				
1973	Toronto Marlboros	George Armstrong	Quebec Remparts				
1974	Regina Pats	Bob Turner	Quebec Remparts				
1975	Toronto Marlboros	George Armstrong	New West. Bruins				
1976	Hamilton Fincups	Bert Templeton	New West. Bruins				
1977	New West. Bruins	Ernie McLean	Ottawa 67's				
1978	New West. Bruins	Ernie McLean	Peterborough Petes				
1979	Peterborough Petes	Gary Green	Brandon Wheat Kings				
1980	Cornwall Royals	Doug Carpenter	Peterborough Petes				
1981	Cornwall Royals	Bob Kilger	Kitchener Rangers				
1982	Kitchener Rangers	Joe Crozier	Sherbrooke Castors				
1983	Portland Winter Hawks	Ken Hodge	Oshawa Generals				

Memorial Cup All-Star Teams

2022 Goal Defence Defence Forward Forward	Nikolas Hurtubise, Saint John Yan Kuznetsov, Saint John Arber Xhekaj, Hamilton Mavrik Bourque, Shawinigan William Dufour, Saint John Mason McTavish, Hamilton	2008 Goal Defence Defence Forward Forward	Dustin Tokarski, Spokane Justin Falk, Spokane Ben Shutron, Kitchener Justin Azevedo, Kitchener Mitch Wahl, Spokane Drayson Bowman, Spokane	1996 Goal Defence Defence Centre Left Wing Right Wing	Frederic Deschenes, Granby Wade Redden, Brandon Jason Doig, Granby Xavier Delisle, Granby Philippe Audet, Granby Cameron Mann, Peterborough
2019 Goal Defence Defence Forward Forward	Alexis Gravel, Halifax Sean Durzi, Guelph Noah Dobson, Rouyn-Noranda Isaac Ratcliffe, Guelph Felix Bibeau, Rouyn-Noranda Benoit-Olivier Groulx, Halifax	2007 Goal Defence Defence Forward Forward	Matt Keetley, Medicine Hat Cody Franson, Vancouver Brandon Mikkelson, Vancouver Darren Helm, Medicine Hat Michal Repik, Vancouver Milan Lucic, Vancouver	1995 Goal Defence Defence Centre Left Wing Right Wing	Jason Saal, Detroit Nolan Baumgartner, Kamloops Bryan McCabe, Brandon Darcy Tucker, Kamloops Sean Haggerty, Detroit Shane Doan, Kamloops
2018 Goal Defence Defence Forward Forward	Max Paddock, Regina Noah Dobson, Acadie-Bathurst Josh Mahura, Regina Sam Steel, Regina Jeffrey Truchon-Viel, Acadie-Bathurst Samuel Asselin, Acadie-Bathurst	2006 Goal Defence Defence Forward Forward	Cedrick Desjardins, Quebec Paul Albers, Vancouver Michal Sersen, Quebec Alexander Radulov, Quebec Gilbert Brule, Vancouver Adam Pineault, Moncton	1994 Goal Defence Defence Centre Left Wing Right Wing	Eric Fichaud, Chicoutimi Aaron Keller, Kamloops Nolan Baumgartner, Kamloops Darcy Tucker, Kamloops Alain Cote, Laval Rod Stevens, Kamloops
2017 Goal Defence Defence Forward Forward	Michael DiPietro, Windsor Darren Raddysh, Erie Mikhail Sergachev, Windsor Gabriel Vilardi, Windsor Alex DeBrincat, Erie Taylor Raddysh, Erie	2005 Goal Defence Defence Forward Forward	Adam Dennis, London Danny Syvret, London Mario Scalzo Jr., Rimouski Corey Perry, London Danny Fritsche, London Sidney Crosby, Rimouski	1993 Goal Defence Defence Centre Left Wing Right Wing	Kevin Hodson, Sault Ste. Marie Michael Gaul, Laval Drew Bannister, Sault Ste. Marie Ralph Intrantuovo, Sault Ste. Marie Chad Penney, Sault Ste. Marie Martin Lapointe, Laval
2016 Goal Defence Defence Forward Forward	Tyler Parsons, London Olli Juolevi, London Haydn Fleury, Red Deer Mitch Marner, London Christian Dvorak, London Timo Meier, Rouyn-Noranda	2004 Goal Defence Defence Forward Forward	Kelly Guard, Kelowna Doug O'Brien, Gatineau Shea Weber, Kelowna Jean Michel Daoust, Gatineau Clarke MacArthur, Medicine Hat Randall Gelech, Kelowna	1992 Goal Defence Defence Centre Left Wing Right Wing	Corey Hirsch, Kamloops Scott Niedermayer, Kamloops Drew Bannister, Sault Ste. Marie Colin Miller, Sault Ste. Marie Mike Mathers, Kamloops Turner Stevenson, Seattle
2015 Goal Defence Defence Forward Forward	Ken Appleby, Oshawa Madison Bowey, Kelowna Ryan Graves, Quebec Nick Merkley, Kelowna Michael McCarron, Oshawa Michael Dal Colle, Oshawa	2003 Goal Defence Defence Forward Forward	Scott Dickie, Kitchener Steve Eminger, Kitchener Doug O'Brien, Hull Derek Roy, Kitchener Gregory Campbell, Kitchener Mike Richards, Kitchener	1991 Goal Defence Defence Centre Left Wing Right Wing	Felix Potvin, Chicoutimi Patrice Brisebois, Drummondville Brad Tiley, Sault Ste. Marie Ray Whitney, Spokane Brend Thurston, Spokane Pat Falloon, Spokane
2014 Goal Defence Defence Forward Forward	Antoine Bibeau, Val-d'Or Cody Corbett, Edmonton Matt Finn, Guelph Edgars Kulda, Edmonton Kerby Rychel, Guelph Henrik Samuelsson, Edmonton	2002 Goal Defence Defence Forward Forward	T.J. Aceti, Erie Danny Groulx, Victoriaville Kevin Dallman, Guelph Colin Sinclair, Kootenay Cory Pecker, Erie Matthew Lombardi, Victoriaville	1990 Goal Defence Defence Centre Left Wing Right Wing	Mike Torchia, Kitchener Cory Keenan, Kitchener Paul O'Hagan, Oshawa Eric Lindros, Oshawa Iain Fraser, Oshawa Steven Rice, Kitchener
2013 Goal Defence Defence Forward Forward	Zachary Fucale, Halifax Derrick Pouliot, Portland Konrad Abeltshauser, Halifax Nathan MacKinnon, Halifax Martin Frk, Halifax Ty Rattie, Portland	2001 Goal Defence Defence Forward Forward	Maxime Daigneault, Val d'Or Paul Elliott, Regina Chris Lyness, VdO/Ross Lupaschuk, RD Brent Lysak, Regina Simon Gamache, Val d'Or Kyle Wanvig, Red Deer	1989 Goal Defence Defence Centre Left Wing Right Wing	Mike Greenlay, Saskatoon Dan Lambert, Swift Current Ken Sutton, Saskatoon Tim Tisdale, Swift Current Neil Carnes, Laval Sheldon Kennedy, Swift Current
2012 Goal Defence Defence Forward Forward	Michael Houser, London Jarred Tinordi, London Brandon Gormley, Shawinigan Austin Watson, London Michael Chaput, Shawinigan Henrik Samuelsson, Edmonton	2000 Goal Defence Defence Forward Forward	Sebastien Caron, Rimouski Michel Periard, Rimouski Eric Reitz, Barrie Brad Richards, Rimouski Juraj Kolnik, Rimouski Sheldon Keefe, Barrie	1988 Goal Defence Defence Centre Left Wing Right Wing	Mark Fitzpatrick, Medicine Hat Dean Chynoweth, Medicine Hat Darryl Shannon, Windsor Rob Dimaio, Medicine Hat Darrin Shannon, Windsor Trevor Linden, Medicine Hat
2011 Goal Defence Defence Forward Forward	Jordan Binnington, Owen Sound Stuart Percy, Mississauga Nathan Beaulieu, Saint John Andrew Shaw, Owen Sound Devante Smith-Pelly, Mississauga Jonathan Huberdeau, Saint John	1999 Goal Defence Defence Forward Forward	Cory Campbell, Belleville Nick Boynton, Ottawa Matt Kinch, Calgary Glenn Crawford, Belleville Joe Talbot, Ottawa Pavel Brendl, Calgary	1987 Goal Defence Defence Centre Left Wing Right Wing	Mark Fitzpatrick, Medicine Hat Wayne McBean, Medicine Hat Gordon Murphy, Oshawa Jeff Wenaas, Medicine Hat Dale Kushner, Medicine Hat Guy Phillips, Medicine Hat
2010 Goal Defence Defence Forward Forward	Martin Jones, Calgary Travis Hamonic, Brandon Cam Fowler, Windsor Taylor Hall, Windsor Jimmy Bubnick, Calgary Matt Calvert, Brandon	1998 Goal Defence Defence Forward Forward	Chris Madden, Guelph Brad Ference, Spokane Francis Lessard, Val d'Or Andrej Podkonciky, Portland Manny Malhotra, Guelph Marian Hossa, Portland	1986 Goal Defence Defence Centre Left Wing Right Wing	Steve Guenette, Guelph Steve Chiasson, Guelph Ron Shudra, Kamloops Guy Rouleau, Hull Luc Robitaille, Hull Bob Foglietta, Portland
2009 Goal Defence Defence Forward Forward	Marco Cousineau, Drummondville Ryan Ellis, Windsor Tyler Myers, Kelowna Taylor Hall, Windsor Jamie Benn, Kelowna Patrice Cormier, Rimouski	1997 Goal Defence Defence Centre Left Wing Right Wing	Christian Bronsard, Hull Chris Phillips, Lethbridge Jan Snopek, Oshawa Christian Dube, Hull Byron Ritchie, Lethbridge Martin Menard, Hull		

Memorial Cup Award Winners

STAFFORD SMYTHE MEMORIAL TROPHY (MOST VALUABLE PLAYER)

1975 Barry Smith, New Westminster (WCHL)
1976 Dale McCourt, Hamilton (OHL)
1977 Barry Beck, New Westminster (WCHL)
1978 Stan Smyl, New Westminster (WCHL)
1979 Bart Hunter, Brandon (WHL)
1980 Dave Ezard, Cornwall (QMJHL)
1981 Dale Hawerchuk, Cornwall (QMJHL)
1982 Sean McKenna, Sherbrooke (QMJHL)
1983 Alfie Turcotte, Portland (WHL)
1984 Adam Creighton, Ottawa (OHL)
1985 Dan Hodgson, Prince Albert (WHL)
1986 Steve Chiasson, Guelph (OHL)
1987 Wayne McBean, Medicine Hat (WHL)
1988 Rob Dimaio, Medicine Hat (WHL)
1989 Dan Lambert, Swift Current (WHL)
1990 Iain Fraser, Oshawa (OHL)
1991 Pat Falloon, Spokane (WHL)
1992 Scott Niedermayer, Kamloops (WHL)
1993 Ralph Intrantuovo, Sault Ste. Marie (OHL)
1994 Darcy Tucker, Kamloops (WHL)
1995 Shane Doan, Kamloops (WHL)
1996 Cameron Mann, Peterborough (OHL)
1997 Christian Dube, Hull (QMJHL)
1998 Chris Madden, Guelph (OHL)
1999 Nick Boynton, Ottawa (OHL)
2000 Brad Richards, Rimouski (QMJHL)
2001 Kyle Wanvig, Red Deer (WHL)
2002 Danny Groulx, Victoriaville (QMJHL)
2003 Derek Roy, Kitchener (OHL)
2004 Kelly Guard, Kelowna (WHL)
2005 Corey Perry, London (OHL)
2006 Alexander Radulov, Quebec (QMJHL)
2007 Milan Lucic, Vancouver (WHL)
2008 Dustin Tokarski, Spokane (WHL)
2009 Taylor Hall, Windsor (OHL)
2010 Taylor Hall, Windsor (OHL)
2011 Jonathan Huberdeau, Saint John (QMJHL)
2012 Michaal Chaput, Shawinigan (QMJHL)
2013 Nathan MacKinnon, Halifax (QMJHL)
2014 Edgars Kulda, Edmonton (WHL)
2015 Leon Draisaitl, Kelowna (WHL)
2016 Mitch Marner, London (OHL)
2017 Dylan Strome, Erie (OHL)
2018 Sam Steel, Regina (WHL)
2019 Joel Teasdale, Rouyn-Noranda (QMJHL)
2022 William Dufour, Saint John (QMJHL)

GEORGE PARSONS TROPHY (SPORTSMANSHIP)

1975 John Smrke, Toronto (OHL)
1976 Richard Shinske, New Westminster (WCHL)
1977 Bob Smith, Ottawa (OHL)
1978 Mark Kirton, Peterborough (OHL)
1979 Chris Halyk, Peterborough (OHL)
1980 Dale Hawerchuk, Cornwall (QMJHL)
1981 Mark Morrison, Victoria (WHL)
1982 Brian Bellows, Kitchener (OHL)
1983 David Gans, Oshawa (OHL)
1984 Brian Wilks, Kitchener (OHL)
1985 Tony Grenier, Prince Albert (WHL)
1986 Kerry Huffman, Guelph (OHL)
1987 Scott McCrory, Oshawa (OHL)
1988 Martin Gelin, Hull (QMJHL)
1989 Jamey Hicks, Peterborough (OHL)
1990 Jason Firth, Kitchener (OHL)
1991 Ray Whitney, Spokane (WHL)
1992 Colin Miller, Sault Ste. Marie (OHL)
1993 Jason Dawe, Peterborough (OHL)
1994 Yannick Dube, Laval (QMJHL)
1995 Jarome Iginla, Kamloops (WHL)
1996 Mike Williams, Peterborough (OHL)
1997 Radoslav Suchy, Chicoutimi (QMJHL)
1998 Manny Malhotra, Guelph (OHL)
1999 Brian Campbell, Ottawa (OHL)
2000 Brandon Reid, Halifax (QMJHL)

2001 Brandon Reid, Val d'Or (QMJHL)
2002 Tomas Plihal, Kootenay (WHL)
2003 Gregory Campbell, Kitchener (OHL)
2004 Josh Gorges, Kelowna (WHL)
2005 Marc-Antoine Pouliot, Rimouski (QMJHL)
2006 Jerome Samson, Moncton (QMJHL)
2007 Brennan Bosch, Medicine Hat (WHL)
2008 Matt Halischuk, Kitchener (OHL)
2009 Yannick Riendeau, Drummondville (QMJHL)
2010 Toni Rajala, Brandon (WHL)
2011 Marc Cantin, Mississauga (OHL)
2012 Zack Phillips, Saint John (QMJHL)
2013 Bo Horvat, London (OHL)
2014 Curtis Lazar, Edmonton (WHL)
2015 Alexis Loiseau, Rimouski (QMJHL)
2016 Francis Perron, Rouyn-Noranda (QMJHL)
2017 Anthony Cirelli, Erie (OHL)
2018 Adam Holwell, Acadie-Bathurst (QMJHL)
2019 Nick Suzuki, Guelph (OHL)
2022 Logan Morrison, Hamilton (OHL)

HAP EMMS MEMORIAL TROPHY (OUTSTANDING GOALTENDER)

1975 Gary Carr, Toronto (OHL)
1976 Maurice Barrett, Quebec (QMJHL)
1977 Pat Riggan, Ottawa (OHL)
1978 Ken Ellacott, Peterborough (OHL)
1979 Bart Hunter, Brandon (WHL)
1980 Rick LaFerriere, Peterborough (OHL)
1981 Corrado Micallef, Cornwall (QMJHL)
1982 Michel Morissette, Sherbrooke (QMJHL)
1983 Mike Vernon, Portland (WHL)
1984 Darren Pang, Ottawa (OHL)
1985 Ward Komonosky, Prince Albert (WHL)
1986 Steve Guenette, Guelph (OHL)
1987 Mark Fitzpatrick, Medicine Hat (WHL)
1988 Mark Fitzpatrick, Medicine Hat (WHL)
1989 Mike Greenlay, Saskatoon (WHL)
1990 Mike Torchia, Kitchener (OHL)
1991 Felix Potvin, Chicoutimi (QMJHL)
1992 Corey Hirsch, Kamloops (WHL)
1993 Kevin Hodson, Sault Ste. Marie (OHL)
1994 Eric Fichaud, Chicoutimi (QMJHL)
1995 Jason Saal, Detroit (OHL)
1996 Frederic Deschenes, Grandby (QMJHL)
1997 Christian Bronsard, Hull (QMJHL)
1998 Chris Madden, Guelph (OHL)
1999 Cory Campbell, Belleville (OHL)
2000 Sebastien Caron, Rimouski (QMJHL)
2001 Maxime Daigneault, Val d'Or (QMJHL)
2002 T.J. Aceti, Erie (OHL)
2003 Scott Dickie, Kitchener (OHL)
2004 Kelly Guard, Kelowna (WHL)
2005 Adam Dennis, London (OHL)
2006 Cedrick Desjardins, Quebec (QMJHL)
2007 Matt Keetley, Medicine Hat (WHL)
2008 Dustin Tokarski, Spokane (WHL)
2009 Marco Cousineau, Drummondville (QMJHL)
2010 Martin Jones, Calgary (WHL)
2011 Jordan Binnington, Owen Sound (OHL)
2012 Gabriel Girard, Shawinigan (QMJHL)
2013 Andrey Makarov, Saskatoon (WHL)
2014 Antoine Bibeau, Val-d'Or (QMJHL)
2015 Ken Appleby, Oshawa (OHL)
2016 Tyler Parsons, London (OHL)
2017 Michael DiPietro, Windsor (OHL)
2018 Kaden Fulcher, Hamilton (OHL)
2019 Alexis Gravel, Halifax (QMJHL)
2022 Nikolas Hurtubise, Saint John (QMJHL)

ED CHYNOWETH TROPHY (LEADING SCORER)

1996 Philippe Audet, Granby (QMJHL)
1997 Christian Dube, Hull (QMJHL)
1998 Andrej Podkonicky, Portland (WHL)
1999 Justin Davis, Ottawa (OHL)
2000 Ramzi Abid, Halifax (QMJHL)
2001 Simon Gamache, Val d'Or (QMJHL)
2002 Matthew Lombardi, Victoriaville (QMJHL)
2003 Gregory Campbell, Kitchener (OHL)
2004 Doug O'Brien, Gatineau (QMJHL)
2005 Sidney Crosby, Rimouski (QMJHL)
2006 Gilbert Brule, Vancouver (WHL)
2007 Michal Repik, Vancouver (WHL)
2008 Justin Azevedo, Kitchener (OHL)
2009 Jamie Benn, Kelowna (WHL)
2010 Taylor Hall, Windsor (OHL)
2011 Andrew Shaw, Owen Sound (OHL)
2012 Michael Chaput, Shawinigan (QMJHL)
2013 Nathan MacKinnon, Halifax (QMJHL)
2014 Henrik Samuelsson, Edmonton (WHL)
2015 Leon Draisaitl, Kelowna (WHL)
2016 Mitch Marner, London (OHL)
2017 Dylan Strome, Erie (OHL)
2018 Sam Steel, Regina (WHL)
2019 Jakub Lauko, Rouyn-Noranda (QMJHL)
2022 William Dufour, Saint John (QMJHL)

Memorial Cup Records (since the introduction of the round robin format in 1972)

TEAM

Most Championships

- 3 Cornwall Royals (1972, 1980, 1981), Kamloops Blazers (1992, 1994, 1995), Windsor Spitfires (2009, 2010, 2017)

Most Championships (franchise)

- 5 New Westminister/Kamloops (1977, '78 '92, '94, '95)

Most Consecutive Championships

- 2 New Westminister Bruins (1977, '78); Cornwall Royals (1980, '81); Medicine Hat Tigers (1987, '88); Kamloops Blazers (1994, '95); Windsor Spitfires (2009, '10)

Most Tournament Appearances

- 8 Peterborough Petes (1972, '78, '79, '80, '89, '93, '96, '06),
- 7 Gatineau Olympiques (Hull) (1986, '88, '95, '97, 2003, '04, '08)
- 6 Kamloops (1984, '86, '90, '92, '94, '95), Kitchener (1981, '82, '84, '90, '03, '08), Quebec (1973, '74, '76, 2003, '06, '15), Guelph (1996, '98, 2002, '04, '14, '19)
- 5 Laval (1983, '89, '90, '93, '94), Oshawa (1983, '87, '90, '97, '15), London (2005, '12, '13', '14, '16), Brandon (1979, '95, '96, '10, '16), Kelowna (2003, '04, '05, '09, '15)

Most Appearances (franchise)

- 10 New Westminister/Kamloops (1975, '76, '77, '78, '84, '86, '90, '92, '94, '95)

Most Consecutive Appearances

- 4 New Westminister Bruins (1975, '76, '77, '78).
- 3 Peterborough (1978, '79, '80), Sault Ste. Marie (1991, '92, '93), London (2012, '13, '14), Kelowna (2003, '04, '05)

Most Final Game Appearances

- 6 Peterborough Petes (1972, '78, '79, '80, '93, 96), Kitchener Rangers (1981, '82, '84, '90, '03, '08)
- 4 New Westminister Bruins (1975, '76, '77, '78), Oshawa Generals (1983, 1987, 1990, 2015), Windsor Spitfires (1988, '09, '10, '17)

Most Tournament Wins

- 20 Peterborough Petes (8 appearances, 37 games)
- 17 Kitchener Rangers (6 appearances, 28 games)
- 15 Kamloops Blazers (6 appearances, 25 games), Windsor Spitfires (4 appearances, 18 games)

Longest Winning Streak (Games)

- 12 Kamloops Blazers (1992, 1994 and 1995)*; Windsor Spitfires (2009, 2010 and 2017)*
 - 6 Medicine Hat Tigers (1987- 1988)
- * - active streak

SINGLE SERIES

Most Goals

- 29 Prince Albert Raiders, 1985 (5 games); Cornwall Royals, 1981 (5 games)
- 28 Windsor Spitfires, 2010 (4 games)

Most Goals Against

- 28 Cornwall Royals, 1980 (5 games)

Most Goals Scored by All Teams

- 86 1983 at Portland (Portland-28, Oshawa-28, Verdun-16, Lethbridge-14) - 8 games.

Most Shutouts (all teams)

- 2 1994 at Laval (Steve Passmore, Kamloops 5-0 vs. Chicoutimi, Éric Fichaud, Chicoutimi 2-0 vs. Laval); 1996 at Peterborough (Frédéric Deschênes, Granby 8-0 vs. Guelph, 4-0 vs. Peterborough)

Most Goals, One Game, One Team

- 12 Erie, May 22, 2017 vs. Saint John (Erie 12, Saint John 5)
- 11 Quebec, May 10, 1974 vs. St. Catharines (Quebec 11, St. Catharines 3); Regina, May 8, 1980 vs. Cornwall (Regina 11, Cornwall 2).

Most Shots on Goal One Game

- 64 Kelowna, May 22, 2005 vs. Ottawa (Ottawa 3, Kelowna 2 OT)

Fastest Three Goals

- 0:38 New Westminister, May 11, 1978 vs. Trois Rivières (New Westminister 6, Trois Rivières 3). Scorers - Scott McLeod at 6:03, Ken Barry at 6:21 and Scott McLeod at 6:41 second period; Windsor, May 21, 2017 vs. Seattle (Windsor 7, Seattle 1) Scorers - Graham Knott at 4:48, Julius Nattinen at 5:09 and Logan Brown at 5:26, first period.

Longest Game

- 102:42 May 23, 2014, Edmonton 4-3 vs Val-d'Or in Semi-Finals (3OT).
- 95:41 May 22, 2005 Ottawa 3 - Kelowna 2 (2OT) (Round Robin)
- 85:34 May 24, 2000 Barrie 3 - Kootenay 2 (2OT) (Round Robin)

Memorial Cup Records

INDIVIDUAL

Most Memorial Cups Won (player)

- 3 Ryan Huska, Kamloops, 1992, '94 & '95; Tyson Nash, Kamloops, 1992, '94 & '95;
Darcy Tucker, Kamloops, 1992, '94 & '95; Robert Savard, Cornwall, 1980, '81 & Kitchener '82.

Most Memorial Cups Won (Coach)

- 3 Don Hay, Kamloops, 1995 & '96 and Vancouver 2007.
- 2 Tracy Shaw, Oshawa, 1939 & '40; Joe Primeau, 1945 & '47; Leighton 'Hap' Emms, 1951 & '53; Walton 'Turk' Broda, Toronto Marlboros, 1955 & '56; Roger Bédard, Montréal, 1969 & '70; George Armstrong, Toronto Marlboros, 1973 & '75; Ernie McLean, New Westminster, 1977 & '78; Bryan Maxwell, Medicine Hat, 1987 & Spokane 1991; Brian Kilrea, Ottawa 1984 & '99; Bob Boughner, Windsor, 2009 & '10;
Dale Hunter, London, 2005 & '16); Mario Pouliot, Acadie-Bathurst, 2018 & Rouyn-Noranda, 2019

Most Memorial Cups Won (Manager)

- 3 Matt Leyden, Oshawa, 1939, '40 & '44; Bob Brown, Kamloops, 1992, '94 & '95; Warren Rychel, Windsor, 2009, '10 & '17

SINGLE SERIES

Most Goals

- 8 Dale Hawerchuk, Cornwall, 1981; Luc Robitaille, Hull 1986; Pat Falloon, Spokane, 1991.

Most Assists

- 13 Dan Hodgson, Prince Albert, 1985.

Most Points

- 16 Jeff Larmer, Kitchener, 1982; Guy Rouleau, Hull, 1986.

Most Penalty Minutes

- 63 Kerry Toporowski, Spokane, 1991.

Most Game Winning Goals

- 3 Rick Kowalsky, Sault Ste. Marie, 1993; Zac Boyer, Kamloops, 1992, Cameron Mann, Peterborough, 1996.

Most Shutouts

- 2 Frédéric Deschênes, Granby (May 11, 1996 vs. Guelph, 8-0 and May, 19, 1996 vs. Peterborough 4-0).

Best Goals Against Average

- 0.75 Kelly Guard, Kelowna, 2004
- 1.58 Adam Dennis, London, 2005
- 1.67 Richard Brodeur, Cornwall, 1972; Trevor Kidd, Spokane, 1991.

Most Minutes Played, Goaltender

- 372 Andrew Engelage, Windsor, 2009 (6 games)
- 354 Mike Torchia, Kitchener, 1990 (5 games)

SINGLE GAME

Most Goals

- 5 Bruce Boudreau, Toronto, May 9, 1975 vs. Sherbrooke (Toronto 10, Sherbrooke 4)

Most Assists

- 5 Dan Hodgson, Prince Albert, May 14, 1985 vs. S.S. Marie (Prince Albert 8, S.S. Marie 6);
Sam Steel, Regina, May 23, 2018 vs. Swift Current (Regina 6, Swift Current 5);
Jonathan Drouin, Halifax, May 26, 2013 vs. Portland (Halifax 6, Portland 4)

Most Points

- 7 Dylan Strome, Erie, May 22, 2017 vs. Saint John (4 goals, 3 assists; Erie 12, Saint John 5)
- 6 Joe Contini, Hamilton, May 12, 1976 vs. New Westminster (3 goals, 3 assists; Hamilton 8, New Westminster 4);
Guy Rouleau, Hull, (twice) May 10, 1986 vs. Portland (3 goals, 3 assists; Hull 7, Portland 5) and May 16, 1986 vs. Kamloops (2 goal, 4 assists; Hull 9, Kamloops 3); Mike Mathers, Kamloops, May 16, 1992 vs. Seattle (3 goals, 3 assists; Kamloops 8, Seattle 3); Taylor Raddysh, Erie, May 22, 2017 vs. Saint John (2 goals, 4 assists; Erie 12, Saint John 5)

Fastest Opening Goal (first period)

- 0:11 Brian Bellows, Kitchener, May 9, 1982 vs. Portland (Kitchener 9, Portland 2)

Fastest Period Goal (other than first period)

- 0:06 Everett Sanipass, Verdun, May 12, 1985 vs. Sault Ste. Marie, third period (Sault Ste. Marie 6, Verdun 3).

Fastest Overtime Goal

- 0:20 Keith Crowder, Peterborough, May 10, 1978 vs. New Westminster (Peterborough 4, New Westminster 3)

Fastest Two Goals (by one player)

- 0:08 Joe Contini, Hamilton, May 12, 1976 vs. New Westminster, at 8:57 and 9:05, first period (Ham. 8, New West. 4)

Fastest Three Goals (by one player)

- 1:12 Joe Contini, Hamilton, May 12, 1976 vs. New Westminster at 7:53, 8:57 and 9:05, first period

Ontario Based Teams to win the Memorial Cup

1919 - UNIVERSITY OF TORONTO SCHOOLS

Jack Aggett, Donald Gunn, Steve Greey, Don Jeffrey, Richard Kearns, Duncan Dunc Munroe, Langton Rowell, Joe Sullivan, W.R. Baker (manager), Frank Carroll (coach).

1920 - TORONTO CANOE CLUB PADDLERS

Harold Applegath, Billy Burch, Lionel Conacher, Sydney Hueston, Cyril J. Kelly, Francis McCurry, John A. Mollenhauer, Frank Moore, Wilfred White, Roy Worters, Cyril Reid (manager), Dick Carroll (coach).

1922 - FORT WILLIAM WAR VETERANS

Walter Adams (Captain), Johnny Bates, Jerry Bourke, Ted D'Arcy, John "Chic" Enwright, Alex Philips, Fred Thornes, Clark Whyte, Stan Bliss (manager, coach).

1924 - OWEN SOUND GREYS

James "Dutch" Cain, George Elliott, Bev Flarity, Ted Graham, Mel "Butch" Keeling, H. Silverthorne, Headley Smith, Ralph "Cooney" Weiland, E. "Shorty" Wright, Jim Jamieson (manager), E.T. Hicks (coach).

1927 - OWEN SOUND GREYS

Johnny "Red" Beattie, Benny Grant, John Grant, Martin Lauder, Jack Markle, Harold "Shrimp" McDougall, Alvin Moore, Hillis "Paddy" Paddon, H. Smith, A. Bennett (manager), Father J. Spratt and Bill Hancock (coach).

1929 - TORONTO MARLBOROS

Eddie Convey, Charlie Conacher, Clarence Christie, Jim Darragh, Bob Gamble, Max Hackett, "Red" Horner, Harvey "Busher" Jackson, Alex Levinsky, Alf Moore, Laurie Moore, Harry Montgomery, Ellis Pringle, Frank Selke (coach).

1932 - SUDBURY CUB WOLVES

Max Bennett, Hector "Toe" Blake, Borden Caswell, Maurice Dabous, Peter Fenton, Ivan Fraser, Gordon Grant, Anthony Healey, Adelaar LaFrance, Jr., Larry LaFrance, Jack McInnes, Bob McInnes, Redmond "Red" Porter-capt., A.J. Powell, Don Price, Dalton "Nakena" Smith, Max Silverman (manager), Sam Rothschild (coach).

1933 - NEWMARKET REDMEN

Tod "Silver" Doran, Ran Forder, Frank "Chief" Huggins, Regis "Pep" Kelly, Norm Mann, Aubrey Marshall, "Red" McArthur, M. Ogilvie, Jimmy Parr, Howard Peterson, "Gar" Preston, Melville "Sparky" Vial-capt., Don Wilson, Stan Smith (manager), Bill Hancock (coach).

1934 - TORONTO ST. MICHAEL'S COLLEGE

John Acheson, Frank Bauer, Bobby Bauer, J.J. Burke, Clarence "Mickey" Drouillard, Reg Hamilton, John Hamilton, Art Jackson, Regis "Pep" Kelly, Nick Metz, Leo McLean, Harvey Teno, Don Willson, J.J. Timmons (manager), Dr. W.J. LaFlamme (coach).

1936 - WEST TORONTO REDMEN NATIONALS

Bert Conacher, Roy Conacher, Johnny "Bucky" Crawford, D. Fritz, Carl Gamble, Fred "Ginger" Hall, Robert "Red" Heron, Bill Jennings, Bob Laurent, F. Murray, Johnny "Peanut" O'Flaherty, Ted Robertson, Gord Shill, Bill Thompson, Harold Ballard (manager), Clarence "Hap" Day (coach).

1939 - OSHAWA GENERALS

Les Colvin, Don Daniels, Joe Delmonte, Jim Drummond, Gerry Kinsella, Nick Knott, Jud McAtee, Norm McAtee, Dinny McManus, Gar Peters, Roy Sawyer, Orville Smith, George "Nig" Ritchie, Billy Taylor-capt., Matt Leyden (manager), Tracy Shaw (coach).

1940 - OSHAWA GENERALS

Don Daniels, Frank Eddolls, Jack Hewson, Bud Hellyer, Nick Knott, Jud McAtee-capt., Norm McAtee, Dinny McManus, Gar Peters, George "Nig" Ritchie, Roy Sawyer, Orville Smith, Doug Turner, Ron Wilson, Wally Wilson, Matt Leyden (manager), Tracy Shaw (coach).

1944 - OSHAWA GENERALS

Bill Barker, Don Batten, Dave Bauer, Harvey Bennett, Johnny Chenier, Floyd Curry, Bob Dawes, Bill Ezinicki, Ted Lindsay, Bobby Love, Johnny Marois, Murdie McMillan, Gus Mortson, Bob Porter, Bert Shewchuck, Ken Smith, Jack Taggart, Matt Leyden (manager), Charlie Conacher (coach).

1945 - TORONTO ST. MICHAELS COLLEGE

John Arundel, John Blute, Pat Boehmer, Les Costello, Leo Gravell, Bob Gray, Johnny McCormack, Ted McLean, Jim Morrison, Gus Mortson, Bobby Paul, Joe Sadler, Phil Samis, Tod Sloan, Jimmy Thompson, Frank Turik, J. Frezell (manager), Joe Primeau (coach).

1947 - TORONTO ST. MICHAEL'S COLLEGE

Les Costello, Ray Hannigan, Ed Harrison, Howard Harvey, Len "Red" Kelly, Fleming Mackell, John McLellan, Clare Malone, Rudy Migay, Bobby Paul, Harry Psutka, Ed Sandford, John Williams, Warren Winslow, Benny Wojt, Joe Primeau (coach).

1948 - PORT ARTHUR WEST END BRUINS

Fred Baccari, Barton Bradley, Lorne Chabot, Alfie Childs, Dave Creighton, Pete Durham, Bobby Fero, Bert Fonso, Allan Forslund, Art Harris, Bill Johnson, Danny Lewicki, Rudy Migay, Norval Olsen, Benny Voit, Robbie Wrightsell, Jerry Zager, E.C. Whalen (manager), Ed Lauzon (coach).

1951 - BARRIE FLYERS

Lionel Barber, Marvin Brewer, Real Chevrefils, Don Emms, Paul Emms, Bill Hagan, Lorne Howes, Leo Labine, Jack McKnight, Doug Mohns, Jim Morrison, Daniel O'Connor, Lloyd Pearsall, George Stanutz, Jerry Toppazzini, Doug Towers, Ralph Willis, Chuck Woods, Jack White, Howard Norris (manager), Leighton "Hap" Emms (coach).

1952 - GUELPH BILTMORE MAD HATTERS

Andy Bathgate, Frank Bettiol, Dan Blair, Ted Brady, Marv Brewer, William Chalmers, Jim Connelly, Lou Fontinato, Aldo Guidolin, Chuck Henderson, Harry Howell, Ken Laufman, Doug Lessor, Bill McCreary, Ron Pirie, Dean Prentice, Ron Murphy, Ron Stewart, Roy Mason (manager), Alf Pike (coach).

1953 - BARRIE FLYERS

Orin Carver, Don Cherry, George Cuculick, Marv Edwards, Bill Harrington, Jack Higgins, Tim Hook, John Martan, Don McKenney, Doug Mohns, Fred Pletsch, Tony Poeta, Allen "Skip" Teal, Ken Robertson, Jim Robertson, Orval Tessier, Larry Thibault, Ralph Willis, Bob White, Howard Norris (manager), Leighton "Hap" Emms (coach).

1954 - ST. CATHARINES TEE PEES

Jack Armstrong, Hugh Bartow, Hank Ciesla, Barry Cullen, Brian Cullen, Nelson Bulloch, Ian Cushman, Marv Edwards, Jack Higgins, Cecil Hoekstra, Pete Koval, Bob Maxwell, Don McLean, Wimpy Roberts, Reg Truax, Elmer Vasko, Chester Warchol, Rudy Pilous (coach).

1955 - TORONTO MARLBOROS

John Albani, Gary Aldcorn, Bob Baun, Ron Casey, Gary Collins, Glenn Cressman, Bob Dodds, Ken Girard, Billy Harris, Gerry James, Ron Kendall, Bill Kennedy, Al MacNeil, Mike Nykoluk, Gord Onotsky, Bob Pulford, Jake Smola, Ross Sneddon, Stafford Smythe (manager), Walter "Turk" Broda (coach).

1956 - TORONTO MARLBOROS

Bob Baun, Walt Boyer, Carl Brewer, Len Broderick, Stan Buda, Charlie Burns, Ron Casey, Gary Collins, Jim Crockett, Ron Farnfield, Ken Girard, Gord Houghton, Bill Kennedy, Al MacNeil, Jim Murchie, Harry Neale, Bob Nevin, Bob Pulford, Stafford Smythe (manager), Walter "Turk" Broda (coach).

1958 - OTTAWA-HULL CANADIENS

Jon Annable, Ralph Backstrom, Jacques Begin, Bob Boucher, Bill Carter, Claude Cyr, Dick Dawson, Claude Fournel, Bruce Gamble, Terry Gray, John Longarini, Nick Murray, Bob Olajos, Claude Richard, Bob Rousseau, Claude Ruel, Andre Tardif, Gilles Tremblay, Jean C. Tremblay, Harold White, Sam Pollock (manager), Scotty Bowman (coach).

1960 - ST. CATHARINES TEEPEES

Pete Berge, John Brenneman, Larry Burns, Pete Creco, Roger Crozier, Ray Cullen, Don Grosso, Vic Hadfield, Murray Hall, Duke Harris, Bill Ives, Carlo Longarini, Chico Maki, Terry McGuire, Rich Predovich, Pete Riddle, Doug Robinson, Bill Speer, Rudy Pilous (Manager), Max Kaminsky (Coach).

1961 - ST. MICHAEL'S MAJORS

Arnold Brown, Andre Champagne, Gerry Cheevers, Jack Cole, Paul Conlin, Terry Clancy, Bruce Draper, Dave Draper, Dave Dryden, Roger Galipeau, Paul Jackson, Larry Keenan, Duncan MacDonald, Bill MacMillan, Barry McKenzie, Peter Noakes, Terry O'Malley, Sonny Osborne, Brian Walsh, Father David Bauer (Manager, Coach).

1962 - HAMILTON RED WINGS

John "Bud" Blom, Joe Bujdoso, Bryan Campbell, Bob Dean, John Gofton, Bob Hamilton, Ron Harris, Larry Harrop, Earl Heiskala, Paul Henderson, Roger LaFreniere, Lowell MacDonald, Hubert "Pit" Martin, Jim Peters, Wayne Rivers, Bob Wall, Jack Wildfong, Larry Ziliotto, Eddie Bush (coach).

1964 - TORONTO MARLBOROS

Wayne Carleton, Andre Champagne, Jack Chipchase, Gary Dineen, Ray Dupont, Ron Ellis, Nick Harbaruk, Bill Henderson, Paul Laurent, Jim McKenny, Grant Moore, Rod Seiling, Brit Selby, Gary Smith, Peter Stenkowski, Mike Walton, Barry Watson, Ray Winterstein, Buck Houle (manager), Jim Gregory (coach).

1965 - NIAGARA FALLS FLYERS

Guy Allen, John Arbour, Steve Atkinson, Brian Bradley, Bud Debrody, Bill Godsworthy, Andre Lajeunesse, Rick Ley, Jim Lorentz, Don Marcotte, Gilles Marotte, Rosaire Paiement, Bernard Parent, Jean Pronovost, Bobby Ring, Derek Sanderson, Mike Sherman, Ted Snell, Barry Wilkins, Dave Woodley, Leighton "Hap" Emms (manager) Bill Long (coach).

Ontario Based Teams to win the Memorial Cup

1967 - TORONTO MARLBOROS

Doug Acomb, Fred Barrett, Richie Bayes, Jim Blain, Mike Byers, Terry Caffery, Cam Crosby, Gord Davies, Gary Edwards, Chris Evans, Brian Glennie, Frank Hamill, Ken Kelly, Steve King, Tom Martin, Gerry Meehan, Cam Newton, Al Osborne, Brad Park, Mike Pelyk, Bob Whidden, John Wright, Jim Gregory (GM), Gus Bodnar (coach).

1968 - NIAGARA FALLS FLYERS

Steve Atkinson, Doug Brindley, Russ Frieson, Karl Haggarty, Doug Keeler, Mike Keeler, Rick Ley, Dan Makey, Phil Myre, Jim Notman, Phil Roberto, Ron Schwindt, Brad Selwood, Garry Swain, Don Tannahill, Dave Tataryn, Rick Thompson, Ross Webley, Tom Webster, Leighton "Hap" Emms (manager), Paul Emms (coach).

1972 - CORNWALL ROYALS

Robbie Bingley, Yvon Blais, Brian Bowles, Richard Brodeur, Stuart Davison, Robert Geoffrion, Dan Lupenette, Blair MacDonald, Tony McCarthy, Brian McCullough, Dave Johnson, Bob Murray, John Nazar, Michel Renaud, Al Sims, Ron Smith, Gerry Teeple, Kevin Tracey, Pierre Viau, John Wensink, Tom Wynne, Jim Larin (GM), Orval Tessier (coach).

1973 - TORONTO MARLBOROS

Paulin Bordeleau, Bruce Boudreau, Jim Clarke, Bob Dailey, Dick Decloe, Kevin Devine, Wayne Dillon, Tom Edur, Dan Glugosh, Glenn Goldup, Geoff Green, Mark Howe, Marty Howe, John Hughes, Peter Marrin, Kevin Neville, Dennis Owchar, Mike Palmateer, Brad Winton, Jeff Woodyatt, Frank Bonello (GM), George Armstrong (coach).

1975 - TORONTO MARLBOROS

John Anderson, Steve Bosco, Bruce Boudreau, Al Cameron, Gary Carr, Craig Crawford, Brian Crichton, Steve Harrison, Trevor Johansen, Bernie Johnston, Lynn Jorgenson, Mike Kaszycki, Jim Kirkpatrick, Mike Kitchen, Mike McEwen, Mark Murphy, Mark Napier, Ed Saffrey, John Smrke, Bill Wells, Ron Wilson, Frank Bonello (GM), George Armstrong (coach).

1976 - HAMILTON FINCUPS

Joe Contini, Mike Fedorko, Steve Hazlett, Cal Herd, Denis Houle, Willie Huber, Al Jensen, Mike Keating, Archie King, Joe Kowal, Mark Locken, Ted Long, Dale McCourt, Bob Mierkalns, Mark Perras, Bill Reilly, Ron Roscoe, Alan Secord, Ric Seiling, Danny Shearer, Ed Smith, Rob Street, Sean Sullivan, Dave Draper (GM), Bert Templeton (coach).

1979 - PETERBOROUGH PETES

Bob Attwell, Dave Beckon, Terry Bovair, Carmine Cirella, Keith Crowder, Ken Ellacott, Dave Fenyves, Larry Floyd, Bill Gardner, Chris Halyk, Anssi Melametsa, Larry Murphy, Mark Reeds, Brad Ryder, Stuart Smith, Greg Theberge, Tim Trimper, Jim Wiemer, Gary Green (GM/coach).

1980 - CORNWALL ROYALS

Scott Arniel, Fred Arthur, Fred Boimistruck, Dan Brown, Newell Brown, Mike Corrigan, Marc Crawford, Gilles Crépeau, Dan Daoust, Dave Ezard, Tom Graovac, Craig Halliday, Pat Haramis, Dale Hawerchuk, Pat Haramis, Bobby Hull Jr., Pat O'Kane, Robert Savard, Ron Scott, Ron Willard, Dan Zavarise, Doug Carpenter (coach).

1981 - CORNWALL ROYALS

Scott Arniel, Fred Arthur, Fred Boimistruck, Eric Calder, Marc Crawford, Gilles Crépeau, Jeff Eatough, Dan Frawley, Tom Graovac, Doug Gilmour, Craig Halliday, Dale Hawerchuk, John Kirk, Marc Lalonde, Joe Mantione, Corrado Micalef, Sandy Mitchell, Stephen Molaski, Gérard Peltier, Roy Russell, Robert Savard, Bob Kilger (coach).

1982 - KITCHENER RANGERS

Brian Bellows, Darryl Boudreau, Kevin Casey, Louis Crawford, Mike Eagles, Mike Hough, Jeff Larmer, Joel Levesque, Al MacInnis, Grant Martin, Mario Michieli, Mike Moher, Dave Nicholls, Jim Ralph, Robert Savard, Brad Schnurr, Dave Shaw, Scott Stevens, John Tucker, Wendell Young, Joe Crozier (GM/coach).

1984 - OTTAWA 67'S

Richard Adolfi, Bill Bennett, Bruce Cassidy, Todd Clarke, Greg Coram, Adam Creighton, Bob Giffin, Scott Hammond, John Hanna, Tim Helmer, Mike James, Steve Hrynewich, Don McLaren, Roy Myllari, Darren Pang, Mark Paterson, Phil Patterson, Gary Roberts, Darcy Roy, Brad Shaw, Steve Simoni, Brian Kilrea (GM/coach).

1986 - GUELPH PLATERS

Rob Arabski, Paul Brydges, Steve Chiasson, Luciano Fagioli, Rob Graham, Steve Guenette, Brian Hayton, Andy Helmuth, Kerry Huffman, Paul Kelly, Denis Larocque, Lonnie Loach, Bill Loshaw, Allan MacIsaac, Jamie McKinley, John McIntyre, Keith Miller, Mike Murray, Tom Nickolau, Gary Roberts, Luc Sabourin, Marc Tournier, Robert Holody (GM), Jacques Martin (coach).

1990 - OSHAWA GENERALS

Bill Armstrong, Cory Banika, Fred Brathwaite, Joe Busillo, Kevin Butt, Clair Cornish, David Craievich, Mike Craig, Dale Craigwell, Jean-Paul Davis, Mark Deazeley, Craig Donaldson, Iain Fraser, Brent Grieve, Brian Grieve, Matt Hoffman, Scott Hollis, Eric Lindros, Scott Luik, Trevor McIvor, Paul O'Hagan, Wade Simpson, Jarrod Skalde, Frank Jay (Dir. of Hockey Ops), Rick Cornacchia (Coach)

1993 - SAULT STE. MARIE GREYHOUNDS

Drew Bannister, Brad Baber, Dan Cloutier, Sean Gagnon, Aaron Gavey, Wade Gibson, Kiley Hill, Kevin Hodson, Ralph Intranuovo, Rick Kowalsky, Tom MacDonald, Neal Martin, Mark Matier, David Matsos, Jodi Murphy, Perry Pappas, Oliver Pastinsky, Chad Penney, Jarret Reid, Gary Roach, Steve Sullivan, Jeff Toms, Dan Tanevski, Briane Thompson, Joe Van Volsen, Sherwood Bassin (Dir. of Ops.), Ted Nolan (Coach)

1999 - OTTAWA 67'S

Henric Alfredsson, Dallas Ashford, Mark Bell, Nick Boynton, Brian Campbell, Chris Cava, Justin Davis, Miguel Delisle, Lance Galbraith, Ben Gustavson, Ian Jacobs, Zenon Konopka, Seamus Kotyk, Jeff MacLean, Luke Sellars, Levente Szuper, Joe Talbot, Dan Tessier, Dan Tudin, Jeremy Van Hoof, Jon Zion, Matt Zultek, Brian Kilrea (GM/Coach)

2003 - KITCHENER RANGERS

Andre Benoit, Jesse Boucher, Gregory Campbell, David Clarkson, Scott Dickie, Carlo DiRienzo, Nick Duff, T.J. Eason, Steve Eminger, Matt Grennier, George Halkidis, Thomas Harrison, Kevin Hurley, Petr Kanko, Matt Manias, Rafal Martynowski, Chad McCaffrey, Paul McFarland, Evan McGrath, Nathan O'Nabigon, Mike Richards, Derek Roy, Marcus Smith, Peter DeBoer (Coach/GM)

2005 - LONDON KNIGHTS

Josh Beaulieu, David Bolland, Gerald Coleman, Adam Dennis, Robbie Drummond, Steve Ferry, Jordan Foreman, Danny Fritsche, Daniel Girardi, Dylan Hunter, Trevor Kell, Drew Larman, Ryan Martinelli, Matt McCready, Marc Methot, Adam Perry, Corey Perry, Brandon Prust, Frank Rediker, Harrison Reed, Bryan Rodney, Robbie Schremp, Danny Syvret, Kelly Thomson, Jeff Whitfield, Mark Hunter (GM), Dale Hunter (coach)

2009 - WINDSOR SPITFIRES

Jesse Blacker, Mark Cundari, Ryan Ellis, Andrew Engelage, Richard Greenop, Taylor Hall, Adam Henrique, Rob Kwiet, Andrei Loktionov, Lane MacDermid, Dale Mitchell, Greg Nemisz, Conor O'Donnell, Justin Shugg, Ben Shutron, Scott Timmins, Josh Unice, Adam Wallace, Austin Watson, Eric Wellwood, Harry Young, Warren Rychel (GM), Bob Boughner (Coach)

2010 - WINDSOR SPITFIRES

Marc Cantin, Mark Cundari, Craig Duinink, Ryan Ellis, Cam Fowler, Philipp Grubauer, Taylor Hall, Adam Henrique, Stephen Johnston, Zack Kassian, Derek Lanoue, Dale Mitchell, Greg Nemisz, Troy Passingham, Saverio Posa, Kenny Ryan, Justin Shugg, Scott Timmins, Adam Wallace, Eric Wellwood, James Woodcroft, Harry Young, Warren Rychel (GM), Bob Boughner (Coach)

2015 - OSHAWA GENERALS

Ken Appleby, Jeremy Brodeur, Josh Brown, Chris Carlisle, Cole Cassels, Anthony Cirelli, Michael Dal Colle, Stephen Desrocher, Sam Harding, Sonny Hertzberg, Kenny Huether, Bradley Latour, Tobias Lindberg, Joe Manchuk, Michael McCarron, Dakota Mermis, Matt Mistele, Brent Pedersen, Will Petschenig, Hunter Smith, Stephen Templeton, Michael Turner, Mitchell Vande Sompel, Aidan Wallace, Roger Hunt (GM), D.J. Smith (Coach)

2016 - LONDON KNIGHTS

Aaron Berisha, Daniel Bernhardt, Evan Bouchard, Brendan Burke, Brandon Crawley, Christian Dvorak, Jacob Graves, Chad Heffernan, Aiden Jamieson, Max Jones, Olli Juolevi, Owen MacDonald, Mitch Marner, Chris Martenet, Nicolas Mattinen, Victor Mete, Tyler Parsons, JJ Piccinich, Cliff Pu, Kole Sherwood, Robert Thomas, Matthew Tkachuk, Chandler Yakimowicz, Basil McRae (GM), Dale Hunter (coach)

2017 - WINDSOR SPITFIRES

Jeremiah Addison, Tyler Angle, Luke Boka, Jeremy Bracco, Logan Brown, Jalen Chatfield, Connor Corcoran, Mario Culina, Sean Day, Cristiano DiGiacinto, Michael DiPietro, Graham Knott, Adam Laishram, Aaron Luchuk, Hayden McCool, Austin McEneny, Julius Nattinen, Tyler Nother, Cole Purboo, Mikhail Sergachev, Logan Stanley, Gabriel Vilardi, Warren Rychel (GM), Rocky Thompson (coach)

2022 NHL Draft

35 OHL players were selected in the seven rounds of the 2022 NHL Draft held at the Bell Centre in Montreal on July 7-8, 2022.

A total of 82 CHL players were selected including 35 from the Ontario Hockey League, 28 from the Western Hockey League and 19 from the Quebec Major Junior Hockey League.

By position, a total of 23 OHL forwards were selected, as well as 11 defencemen and one goaltender. Among the OHL's drafted players, 23 are selections born in 2004, five are late 2003-born picks (Mintyukov, Del Bel Belluz, Kyrrou, Zhilkin, Arnsby), six are 2003 or late 2002 birth years in their second year of eligibility (Lombardi, White, Robertson, Maggio, Jackson, Lawrence) and one other is born in 2001 (Edmonds).

16 of the OHL's 20 member clubs had a player selected in 2022 led by the North Bay Battalion with five, the franchise's most since moving to North Bay, just one shy of their all-time franchise mark of six in 2000. The Guelph Storm trailed with four players chosen while the Kingston Frontenacs, London Knights and Owen Sound Attack each produced three. The London Knights maintained their record streak of players chosen annually since 1969 while the Ottawa 67's extended their streak to 20 years, the Soo Greyhounds pushed theirs to 16 and the Saginaw Spirit extended their run to 15 consecutive years.

21 of the NHL's 32 teams added at least one OHL player with the Seattle Kraken leading the way with five selected. The Montreal Canadiens trailed with three.

Following the 2022 NHL Draft, a total of 2,475 OHL players have been selected since 1969, representing approximately 20% of all players chosen.

ONTARIO HOCKEY LEAGUE PLAYERS SELECTED IN THE 2022 NHL DRAFT

FIRST ROUND (2 OHL PLAYERS):

- 4. Shane Wright (Kingston Frontenacs) - Seattle Kraken
- 10. Pavel Mintyukov (Saginaw Spirit) - Anaheim Ducks

SECOND ROUND (8 OHL PLAYERS):

- 33. Owen Beck (Mississauga Steelheads) - Montreal Canadiens
- 39. Paul Ludwinski (Kingston Frontenacs) - Chicago Blackhawks
- 44. Luca Del Bel Belluz (Mississauga Steelheads) - Columbus Blue Jackets
- 47. Hunter Haight (Barrie Colts) - Minnesota Wild
- 48. Matyas Sapovaliv (Saginaw Spirit) - Vegas Golden Knights
- 50. Christian Kyrrou (Erie Otters) - Dallas Stars
- 54. Matthew Poitras (Guelph Storm) - Boston Bruins
- 61. David Goyette (Sudbury Wolves) - Seattle Kraken

THIRD ROUND (7 OHL PLAYERS):

- 66. Gavin Hayes (Flint Firebirds) - Chicago Blackhawks
- 68. Ty Nelson (North Bay Battalion) - Seattle Kraken
- 75. Vinzenz Rohrer (Ottawa 67's) - Montreal Canadiens
- 77. Danny Zhilkin (Guelph Storm) - Winnipeg Jets
- 86. Lucas Edmonds (Kingston Frontenacs) - Tampa Bay Lightning
- 88. Michael Buchinger (Guelph Storm) - St. Louis Blues
- 97. Bryce McConnell-Barker (Soo Greyhounds) - New York Rangers

FOURTH ROUND (5 OHL PLAYERS):

- 98. Isaiah George (London Knights) - New York Islanders
- 113. Amadeus Lombardi (Flint Firebirds) - Detroit Red Wings
- 115. Gavin White (Hamilton Bulldogs) - Dallas Stars
- 123. Tucker Robertson (Peterborough Petes) - Seattle Kraken
- 127. Cedrick Guindon (Owen Sound Attack) - Montreal Canadiens

FIFTH ROUND (4 OHL PLAYERS):

- 136. Jorian Donovan (Hamilton Bulldogs) - Ottawa Senators
- 137. Tnias Mathurin (North Bay Battalion) - Detroit Red Wings
- 142. Matthew Maggio (Windsor Spitfires) - New York Islanders
- 149. Jake Karabela (Guelph Storm) - Washington Capitals

SIXTH ROUND (3 OHL PLAYERS):

- 167. Nolan Collins (Sudbury Wolves) - Pittsburgh Penguins
- 184. Landon Sim (London Knights) - St. Louis Blues
- 185. Servac Petrovsky (Owen Sound Attack) - Minnesota Wild

SEVENTH ROUND (6 OHL PLAYERS):

- 196. Kyle Jackson (North Bay Battalion) - Seattle Kraken
- 200. Jackson Edward (London Knights) - Boston Bruins
- 207. Domenic DiVincentiis (North Bay Battalion) - Winnipeg Jets
- 208. Kirill Kudryavtsev (Soo Greyhounds) - Vancouver Canucks
- 214. Liam Arnsby (North Bay Battalion) - Florida Panthers
- 215. Kaleb Lawrence (Owen Sound Attack) - Los Angeles Kings




SHANE WRIGHT



PAVEL MINTYUKOV



OWEN BECK



PAUL LUDWINSKI



LUCA DEL BEL BELLUZ


OHL Graduates in the Hockey Hall of Fame

NAME	OHL CLUB	GRAD.	NAME	OHL CLUB	GRAD.
Dave Andreychuk	Oshawa Generals	1982-83	Gilbert Perreault	Montreal Jr. Canadiens	1969-70
Syl Apps	Paris Greons	1930-31	Pierre Pilote	St. Catharines Teepees	1951-52
George Armstrong	Stratford/Toronto Marlboros	1948-49	Rudy Pilous	St. Catharines (coach/manager)	
Ace Bailey	Toronto St. Mary's	1923-24	Denis Potvin	Ottawa 67's	1972-73
Harold Ballard	West Toronto Nationals (mgr)		Joe Primeau	St. Michael's/St. Marys/Marlboros	1926-27
Bill Barber	Kitchener Rangers	1971-72	Chris Pronger	Peterborough Petes	1992-93
Andy Bathgate	Guelph Biltmores	1952-53	Marcel Pronovost	Windsor Spitfires	1948-49
Bobby Bauer	St. Michael's/Kitchener Rangers	1934-35	Bob Pulford	Toronto Marlboros	1955-56
Father David Bauer	St. Michael's/Oshawa		Bill Quackenbush	Toronto Native Sons/Brantford	1941-42
Turk Broda	Tor. Marlboros/Ldn Nationals (coach)		Pat Quinn	Hamilton Tiger Cubs/Red Wings	1958-62
Billy Burch	Toronto Aura Lee	1921-22	Jean Ratelle	Guelph Biltmores	1959-60
Gerry Cheevers	Toronto St. Michael's Majors	1960-61	Larry Robinson	Kitchener Rangers	1970-71
Dino Ciccarelli	London Knights	1979-80	Jim Rutherford	Aurora/Hamilton	1968-69
Paul Coffey	S.S. Marie/Kitchener	1979-80		Windsor/Detroit (manager)	
Charlie Conacher	Toronto Marlboros	1928-29	Serge Savard	Montreal Jr. Canadiens	1965-66
Lionel Conacher	Toronto	1919-20	Terry Sawchuk	Galt Red Wings/Windsor	1947-48
Roy Conacher	West Toronto Nationals	1935-36	Milt Schmidt	Kitchener Greenhirts	1935-36
Murray Costello	St. Michael's Majors	1952-53	Frank Selke Sr.	Toronto Marlboros (coach)	
Yvan Cournoyer	Montreal Jr. Canadiens	1963-64	Brendan Shanahan	London Knights	1986-87
Hap Day	West Toronto Nationals (coach)		Steve Shutt	Toronto Marlboros	1971-72
Alex Delvecchio	Oshawa Generals	1950-51	Harry Sinden	Oshawa Generals	1952-53
Marcel Dionne	St. Catharines Blackhawks	1970-71	Darryl Sittler	London Knights	1970-71
Dick Duff	Toronto St. Michael's Majors	1954-55	Scott Stevens	Kitchener Rangers	1981-82
Woody Dumart	Kitchener Greenhirts	1934-35	Rogie Vachon	Montreal Jr. Canadiens	1963-64
Phil Esposito	St. Catharines Teepees	1961-62	Doug Wilson	Ottawa 67's	1976-77
Ron Francis	Sault Ste. Marie Greyhounds	1981-82	Steve Yzerman	Peterborough Petes	1982-83
Bob Gainey	Peterborough Petes	1972-73			
Mike Gartner	Niagara Falls Flyers	1977-78			
Rod Gilbert	Guelph Biltmores	1958-59			
Doug Gilmour	Cornwall Royals	1982-83			
Jim Gregory	Toronto Marlboros (coach)	1964-65			
Wayne Gretzky	Peterborough/S.S. Marie	1977-78			
Glenn Hall	Windsor Spitfires	1950-51			
Red Horner	Toronto Marlboros				
Tim Horton	Toronto St. Michael's	1948-49			
Gordie Howe	Galt Red Wings				
Mark Howe	Toronto Marlboros	1972-73			
Harry Howell	Guelph Biltmores	1951-52			
Bobby Hull	St. Catharines Teepees	1956-57			
Punch Imlach	Toronto Young Rangers	1937-38			
Harvey Busher Jackson	Toronto Marlboros	1928-29			
Peter Karmanos Jr.	Plymouth Whalers (owner)				
Red Kelly	Toronto St. Michael's	1946-47			
David Keon	Toronto St. Michael's	1959-60			
Brian Kilrea	Hamilton Tiger Cubs	1954-55			
	Ottawa 67's (coach)	2009-10			
Jacques Laperriere	Montreal Jr. Canadiens	1961-62			
Guy Lapointe	Montreal Jr. Canadiens	1967-68			
Jacques Lemaire	Montreal Jr. Canadiens	1965-66			
Eric Lindros	Oshawa Generals	1991-92			
Ted Lindsay	St. Michael's/Oshawa	1943-44			
Harry Lumley	Barrie Colts	1942-43			
Al MacInnis	Kitchener Rangers	1982-83			
Frank Mahovlich	Toronto St. Michael's	1955-56			
Stan Mikita	St. Catharines Teepees	1957-58			
Larry Murphy	Peterborough Petes	1979-80			
Willie O'Ree	Kitchener Canucks	1955-56			
Bobby Orr	Oshawa Generals	1965-66			
Bernie Parent	Niagara Falls Flyers	1963-64			
Brad Park	Toronto Marlboros	1967-68			

OHL Coaching Leaders (Ranked in order of most wins)

COACH	TEAM(S)	YEARS	GP	W	L	T	OTL/SOL	PTS	PCT.
Brian Kilrea	Ottawa	32	2,157	1,194	771	153	39	2,580	.598
Bert Templeton	Ham, St.C., NF, NB, Bar, Sby	26	1,735	907	670	148	10	1,973	.568
Dale Hunter*	London	20	1,294	856	346	17	75	1,804	.697
George Burnett	NF, Gue, Osh, Belv, Ham	24	1,599	774	655	51	119	1,718	.537
Stan Butler	Oshawa, Brampton, North Bay	24	1,588	737	666	65	120	1,659	.522
Larry Mavety	Belleville, Kingston	24	1,514	681	715	101	17	1,480	.489
Dick Todd	Peterborough	14	905	558	276	62	9	1,187	.656
Peter DeBoer	Plymouth, Kitchener	13	878	539	254	60	25	1,164	.662
Marty Williamson*	Barrie, Niagara	13	884	491	323	9	61	1,052	.595
Paul Theriault	S.S. Marie, Oshawa, Erie	14	889	476	368	37	8	997	.561
Mike Vellucci	Plymouth	13	826	468	268	36	54	1,026	.621
Dave MacQueen	Peterborough, Erie, Sarnia	15	996	446	431	61	58	1,011	.508
Bill Long	Niagara Falls, Ottawa, London	15	922	439	383	100	-	978	.530
Eddie Bush	Guelph, Hamilton, Kitchener	17	893	401	378	114	-	916	.513
Dave Cameron*	SSM, Tor, Miss, Ott	11	746	389	277	45	35	860	.575
Hap Emms	Barrie, Niagara Falls	15	784	362	355	67	-	791	.504
Gary Agnew	London, Kingston	11	712	352	299	53	8	765	.537
Wayne Maxner	Windsor, Sudbury, London	12	733	341	344	48	-	730	.498
Dale Hawerchuk	Barrie	9	612	305	269	-	38	648	.529
Tom Webster	Windsor, Detroit	9	551	295	205	40	11	641	.582
Bob Boughner	Windsor	8	544	282	213	-	49	613	.563
Roger Neilson	Peterborough	10	556	276	185	95	-	647	.581
Paul Emms	Niagara Falls, St.Catharines	11	690	251	361	78	-	580	.420
Terry Crisp	S.S. Marie	6	410	249	149	12	-	510	.622
Joe McDonnell	Kitchener	8	491	229	217	45	-	503	.512
Jim Morrison	Kitchener, Kingston	8	496	227	220	49	-	503	.507
Craig Hartsburg	Guelph, S.S. Marie	6	397	226	125	23	23	498	.627
Greg Gilbert	Mississauga, Saginaw	8	499	225	216	19	39	508	.509
Rick Cornacchia	Kingston, Oshawa	7	446	217	196	33	-	467	.524
Kris Knoblauch	Erie	5	313	216	83	-	14	446	.712
George Armstrong	Toronto	6	403	205	140	58	-	468	.581
Bill LaForge	Osh, Ham, NF, Gue	8	433	203	206	24	-	430	.497

* denotes active coaches



Dale Hawerchuk (1963 - 2020)



Larry Mavety (1942 - 2020)

OHL Media Policies

Credentials:

Please forward all credential requests to the Ontario Hockey League office. The following is the policy for issuing CHL/OHL Media credentials:

1. A CHL Media Pass is issued only to media who regularly cover a team at home and/or on the road.
2. The pass is not intended to be a courtesy pass and we ask for your co-operation in applying for passes only for reporters who regularly cover the team.
3. In the case of reporters who cover OHL teams only at home, application for accreditation should be made directly to the team and a team pass will be issued.
4. The Canadian Hockey League has established a strict policy for all photographers gaining admittance to CHL arenas. Prior to being issued a credential, it is necessary for the application form to be completed including the waiver portion. Strobe privileges will only be granted to official league photographers.

Dressing Room Access to Players/Personnel:

Players will be available for interviews up until 90 minutes before game time. Players will be accessible to the media no later than 10 minutes after the conclusion of a game. All persons of the media, appropriately accredited, shall have equal access to player and coach interviews in the dressing room or other team designated interview areas. Accredited media shall have access to view all team practices and day of game skates. In the event of a team meeting after practice, media access shall be allowed immediately following the conclusion of the meeting.

Visiting Media:

Each Ontario Hockey League member team will provide visiting team media with a working seat in the press box or equivalent location. Home teams are to provide visiting radio broadcast teams with a reliable means of transmission, either by way of a wired internet hookup or telephone line. Visiting media are asked to request working space through the home team in advance of the game.

Practice Sessions:

The media shall have access to view all team practice sessions and day of game skates. In the event of a team meeting after a practice session, media access shall be allowed immediately following the conclusion of the meeting.

OHL Scores, Statistics, Standings, Media Notes:

Up-to-date scores, standings and player statistics can be found online at ontariohockeyleague.com as well as on the CHL App. Additional media information is available here while team logos, player headshots and player name pronunciation files can be found here. A list of current suspensions and player transactions can be found on the League Media Notes page. Contact Director of Communications Josh Sweetland (jsweetland@chl.ca) with any questions you may have.

OHL Images:

OHL Images is a collection of high quality digital photography of Ontario Hockey League teams and players that are available for free use by media covering the OHL. All images are available as a high resolution download and are free to use for editorial purposes only. To access the OHL Images photography collection, please visit ohlimages.ca. To download high resolution, non-watermarked images, you must register for the site using the 'My Account' tab. Once you have registered, please confirm your email address with Josh Sweetland, OHL Director of Communications (jsweetland@chl.ca).

News Outlets

Barrie 360 Phone: 705-726-6537	Gene Pereira	Le Droit (Ottawa) Phone: (819) 775-1323	J-F Plante
Erie Times-News Phone: 814-870-1679	Mike Copper	Owen Sound Sun-Times Phone: 519-376-2250	Greg Cowan
Flint Journal Phone: 810-287-4338	Brendan Savage	The Peterborough Examiner Phone: 705-745-4641 x 2444	Mike Davies
Guelph Mercury Tribune Phone: 519-763-3333	Ned Bekavac	Saginaw News Phone: 989-752-7171	
Guelph Today Phone: 519-760-2677	Tony Saxon	Sarnia Observer Phone: 519-344-2112	Mark Malone
Hamilton Spectator Phone: 905-526-2440	Scott Radley	The Sault Star Phone: 705-256-9126	Gord Anderson
The Whig-Standard (Kingston) Phone: 613-544-5000	Ian MacAlpine	Soo Today Phone: 705-542-3983	Brad Coccimiglio
The Record (Kitchener - Waterloo) Phone: 519-895-5619	Josh Brown	Postmedia Network, Niagara Group Phone: 905-684-7251 x 581146	Bernd Franke
London Free Press Phone: 226-268-7056	Ryan Pyette	Sudbury Star Phone: 705-674-5271 x 249	Ben Leeson
Mississauga News Phone: 905-273-8111	Iain Colpitts	Sudbury.com Phone: 705-673-5667 x 1337	Mark Gentili
North Bay Nugget Phone: 705-472-3200		Toronto Star Phone: 416-945-8647	Kevin McGran
Bay Today (North Bay) Phone: 705-476-0414	Chris Dawson	Toronto Sun Phone: 416-947-2266	Terry Koshan
Oshawa This Week Phone: 905-215-0496	Tim Kelly	Windsor Star Phone: 519-551-7536	Jim Parker
Ottawa Postmedia (Citizen & Sun) Phone: 613-697-9983	Tim Baines		

Erie Otters 1400 AM WJET Phone: (814) 480-6088 Email: shawn.bednard@ottershockey.com	Shawn Bednard
Flint Firebirds 103.1 FM WQUS Phone: (810) 744-0580 ext. 223 Email: jack@flintfirebirds.com	Jack Sznawajs
Guelph Storm 1460 AM CJOY Phone: (519) 827-7567 Email: lmellott@cjoy.com	Larry Mellott
Hamilton Bulldogs Hamilton Bulldogs Audio Network Phone: (905) 777-2368 Email: reed.duthie@hamiltonbulldogs.com	Reed Duthie
Kingston Frontenacs 104.3 FM CKWS Phone: (613) 888-0467 Email: jimgilly19@hotmail.com	Jim Gilchrist
Kitchener Rangers 570 AM CKGL Phone: (519) 743-2611 Email: mike.farwell@rci.rogers.com	Mike Farwell
London Knights 980 AM CFPL Phone: (519) 520-6798 Email: mike@980cfpl.ca	Mike Stubbs
Mississauga Steelheads Sauga 960 AM Email: matt.cullen3@gmail.com	Matthew Cullen
Niagara IceDogs 91.7 FM/Country 89 FM Phone: (289) 241-7515 Email: tedlehman4@gmail.com	Ted Lehman

North Bay Battalion The Frontline YouTube Audio Stream Email: m.sookram@outlook.com	Matthew Sookram
Oshawa Generals Oshawa Generals Radio Email: jackmoore@live.ca	Jack Moore
Ottawa 67's TSN 1200 AM CFGO Phone: (613) 875-5200 Email: kenny.walls@bellmedia.ca	Kenny Walls
Owen Sound Attack Bayshore 560 AM CFOS Phone: (519) 376-2030 ext. 225 Email: fwallace@bayshorebroadcasting.ca	Fred Wallace
Peterborough Petes Freq 90.5 FM Email: stewradio@hotmail.com	Stew Kernan
Saginaw Spirit 100.5 FM WSGW Phone: (989) 737-8964 Email: dclark@saginawspirit.com	Dillon Clark
Sarnia Sting 103.9 FM/1070 AM CHOK Phone: (519) 328-7520 Email: hockeyham66@gmail.com	Leigh Cunningham
Soo Greyhounds 101.3 FM WSUE Phone: (705) 574-0087 Email: gerry@soogreyhounds.com	Gerry Liscumb Jr.
Sudbury Wolves 96.7 FM CKLU Email: bryan.cooper@bellmedia.ca Email: davidbowen3434@gmail.com	Bryan Cooper/David Bowen
Windsor Spitfires AM 800 CKLW Email: bellersteve57@gmail.com	Steve Bell

Radio Broadcast

Television Broadcast

Rogers tv - rogerstv.com
Broadcasts home games for the Barrie Colts, Guelph Storm, Kitchener Rangers, London Knights, Oshawa Generals, Ottawa 67's and Owen Sound Attack. Also provides coverage on the OHL Action Pak.

YourTV (Cogeco) - yourtv.tv
Broadcasts home games for the Kingston Frontenacs, Niagara IceDogs, North Bay Battalion, Peterborough Petes, Sarnia Sting and Windsor Spitfires

Eastlink Community TV - eastlink.ca
Broadcasts home games for the Sudbury Wolves

Shaw Spotlight - shawspotlight.ca
Broadcasts home games for the Soo Greyhounds

Cable 14 - cable14.com
Broadcasts home games for the Hamilton Bulldogs

2022-23 OHL Schedule

Thu. Sep. 29

Oshawa at Barrie 7:30
Mississauga at Niagara 7:00
Erie at Peterborough 7:05

Fri. Sep. 30

Hamilton at Guelph 7:30
Erie at Kingston 7:00
Sarnia at Kitchener 7:30
Owen Sound at London 7:00
Ottawa at Oshawa 7:35
North Bay at S.S. Marie 7:07
Barrie at Sudbury 7:05

Sat. Oct. 1

Niagara at Flint 7:00
Kitchener at Owen Sound 7:30
Hamilton at Peterborough 7:05
North Bay at S.S. Marie 7:07
Guelph at Saginaw 7:05
Sarnia at Windsor 7:05

Sun. Oct. 2

Sudbury at Mississauga 2:00
Kingston at Oshawa 6:05
Erie at Ottawa 2:00
Niagara at Saginaw 5:30

Wed. Oct. 5

Flint at S.S. Marie 7:07

Thu. Oct. 6

Niagara at Barrie 7:30
North Bay at Peterborough 7:05
Sudbury at Windsor 7:05

Fri. Oct. 7

Flint at Guelph 7:30
North Bay at Kingston 7:00
S.S. Marie at London 7:00
Erie at Mississauga 7:00
Oshawa at Niagara 7:00
Kitchener at Ottawa 7:00
Hamilton at Owen Sound 7:30
Saginaw at Sarnia 7:05

Sat. Oct. 8

Peterborough at Barrie 7:30
London at Erie 7:00
Sudbury at Flint 7:00
Oshawa at Hamilton 7:00
Guelph at Niagara 7:00
North Bay at Ottawa 7:00
Mississauga at Owen Sound 7:30
Windsor at Saginaw 7:05

Sun. Oct. 9

Kitchener at Kingston 2:00
Sudbury at Saginaw 5:30
S.S. Marie at Sarnia 2:05

Mon. Oct. 10

S.S. Marie at Windsor 2:05

Wed. Oct. 12

Owen Sound at Sarnia 7:05

Thu. Oct. 13

Peterborough at North Bay 7:00

Fri. Oct. 14

Flint at Erie 7:00
Saginaw at Guelph 7:30
Hamilton at Kingston 7:00
Owen Sound at Kitchener 7:30
Mississauga at London 7:00
Ottawa at Oshawa 7:35
Peterborough at S.S. Marie 7:07
Windsor at Sarnia 7:05
Barrie at Sudbury 7:05

Sat. Oct. 15

Saginaw at Erie 7:00
Guelph at Kingston 7:00
Oshawa at Mississauga 4:00
Flint at Niagara 7:00
Windsor at Owen Sound 7:30
Barrie at S.S. Marie 7:07

Sun. Oct. 16

London at Hamilton 2:00
Flint at Kitchener 2:00
Sarnia at Mississauga 2:00
Guelph at Ottawa 2:00
Peterborough at Sudbury 2:05

Wed. Oct. 19

Sarnia at Flint 7:00
London at Owen Sound 7:00

Thu. Oct. 20

Erie at Niagara 7:00
Ottawa at North Bay 7:00
Kingston at Peterborough 7:05
Saginaw at Windsor 7:05

Fri. Oct. 21

Owen Sound at Erie 7:00
Oshawa at Guelph 7:30
Peterborough at Kingston 7:00
Sudbury at Kitchener 7:30
Saginaw at London 7:00
Hamilton at Mississauga 7:00
Ottawa at S.S. Marie 7:07
Flint at Sarnia 7:05

Sat. Oct. 22

Mississauga at Barrie 7:30
Owen Sound at Erie 7:00
Windsor at Flint 7:00
Kitchener at Guelph 7:00
Peterborough at Hamilton 4:00
London at Saginaw 7:05
Niagara at Sarnia 7:05

Sun. Oct. 23

Barrie at North Bay 2:00
Kingston at Oshawa 6:05
Ottawa at Sudbury 2:05
Niagara at Windsor 4:05

Tues. Oct. 25

Guelph at Kitchener 7:00

Wed. Oct. 26

Flint at Saginaw 7:05

Thu. Oct. 27

Owen Sound at Barrie 7:30
London at Niagara 7:00
S.S. Marie at Peterborough 7:05
North Bay at Windsor 7:05

Fri. Oct. 28

Mississauga at Guelph 7:30
S.S. Marie at Kingston 7:00
Erie at Kitchener 7:30
North Bay at London 7:00
Windsor at Niagara 7:00
Hamilton at Oshawa 7:35
Peterborough at Ottawa 7:00
Sudbury at Sarnia 7:05

Sat. Oct. 29

Kingston at Barrie 7:30
Windsor at Erie 7:00
Oshawa at Flint 7:00
Sarnia at Hamilton 4:00
Sudbury at London 7:00
Guelph at Owen Sound 7:30
Mississauga at Saginaw 7:05

Sun. Oct. 30

Kitchener at Erie 2:00
Mississauga at Flint 4:00
North Bay at Guelph 2:00
S.S. Marie at Ottawa 1:00
Kingston at Owen Sound 2:00
Oshawa at Saginaw 5:30

Wed. Nov. 2

Guelph at Sarnia 7:05
S.S. Marie at Sudbury 7:05

Thu. Nov. 3

Niagara at North Bay 7:00
Barrie at Peterborough 7:05
Kingston at Saginaw 7:05
Sarnia at Windsor 7:05

Fri. Nov. 4

Kingston at Flint 7:00
North Bay at Hamilton 7:00
Saginaw at Kitchener 7:30
Erie at London 7:00
Peterborough at Oshawa 7:35
Barrie at Ottawa 7:00
Guelph at S.S. Marie 7:07
Niagara at Sudbury 7:05

Sat. Nov. 5

North Bay at Erie 7:00
Guelph at Flint 7:00
Windsor at Mississauga 4:00
Peterborough at Ottawa 7:00
London at Owen Sound 7:30
Niagara at S.S. Marie 7:07

Sun. Nov. 6

Saginaw at Oshawa 6:05
Flint at Sarnia 2:05
Mississauga at Sudbury 2:05
Kingston at Windsor 4:05

Tues. Nov. 8

Owen Sound at Kitchener 7:00
Hamilton at Peterborough 7:05

Wed. Nov. 9

Ottawa at Kingston 6:00
Sarnia at Owen Sound 7:00

Thu. Nov. 10

Hamilton at Barrie 7:30
Guelph at North Bay 7:00
Peterborough at Windsor 7:05

Fri. Nov. 11

S.S. Marie at Flint 7:00
Niagara at Kingston 7:00
Mississauga at Kitchener 7:30
Barrie at London 7:00
Oshawa at Ottawa 7:00
Saginaw at Sarnia 7:05
Guelph at Sudbury 7:05

Sat. Nov. 12

North Bay at Barrie 7:30
Peterborough at Flint 7:00
Mississauga at Hamilton 4:00
Niagara at Ottawa 2:00
Erie at Owen Sound 7:30
S.S. Marie at Saginaw 7:05
Kitchener at Sudbury 7:05
London at Windsor 7:05

Sun. Nov. 13

Sarnia at Guelph 4:00
S.S. Marie at London 2:00
Kingston at Mississauga 2:00
Kitchener at North Bay 2:00
Hamilton at Oshawa 6:05
Erie at Owen Sound 2:00
Peterborough at Saginaw 5:30

Tues. Nov. 15

Kingston at Ottawa 10:30

Wed. Nov. 16

Barrie at Hamilton 10:30
Flint at S.S. Marie 7:07

Thu. Nov. 17

Saginaw at Niagara 7:00
Kingston at North Bay 7:00
Oshawa at Peterborough 7:05

Fri. Nov. 18

Saginaw at Erie 7:00
Niagara at Guelph 7:30
Ottawa at Hamilton 7:00
North Bay at Kitchener 7:30
Flint at London 7:00
Peterborough at Mississauga 7:00
Owen Sound at Oshawa 7:35
Kingston at S.S. Marie 7:07
Windsor at Sarnia 7:05
Barrie at Sudbury 7:05

Sat. Nov. 19

Sarnia at Barrie 7:30
Ottawa at Erie 7:00
London at Flint 7:00
Kitchener at Guelph 4:00
Saginaw at Hamilton 4:00
North Bay at Owen Sound 7:30

Sun. Nov. 20

Windsor at Kitchener 6:00
Ottawa at Mississauga 2:00
Sarnia at Oshawa 2:05
London at S.S. Marie 2:07
Kingston at Sudbury 2:05

Wed. Nov. 23

Saginaw at Flint 7:00
Mississauga at Sarnia 7:05
Owen Sound at Windsor 7:05

Thu. Nov. 24

S.S. Marie at Erie 7:00
Ottawa at North Bay 7:00
Sudbury at Peterborough 7:05

Fri. Nov. 25

Owen Sound at Guelph 7:30
North Bay at Hamilton 7:00
Sudbury at Kingston 7:00
London at Kitchener 7:30
S.S. Marie at Mississauga 7:00
Barrie at Niagara 7:00
Peterborough at Oshawa 7:35
Saginaw at Sarnia 7:05
Flint at Windsor 7:05

Sat. Nov. 26

Barrie at Erie 7:00
Sarnia at Flint 7:00
North Bay at Niagara 7:00
Guelph at Owen Sound 7:30
Ottawa at Peterborough 7:05
Windsor at Saginaw 7:05

Sun. Nov. 27

S.S. Marie at Hamilton 2:00
Erie at Kitchener 2:00
Kingston at Mississauga 2:00
London at Oshawa 6:05
Sudbury at Ottawa 2:00

Tues. Nov. 29

Guelph at London 7:00

Wed. Nov. 30

London at Erie 6:30
North Bay at Sudbury 7:05

2022-23 OHL Schedule

Sat. Feb. 4

Kingston	at	Barrie	7:30
London	at	Erie	7:00
Owen Sound	at	Flint	7:00
Kitchener	at	Niagara	7:00
Oshawa	at	Peterborough	7:05
Ottawa	at	Saginaw	7:05
Hamilton	at	Windsor	7:05

Sun. Feb. 5

Kitchener	at	Guelph	2:00
Kingston	at	North Bay	4:00
Erie	at	Oshawa	6:05
Mississauga	at	S.S. Marie	2:07
Ottawa	at	Sarnia	1:00
Barrie	at	Sudbury	2:05
Owen Sound	at	Windsor	7:00

Tues. Feb. 7

Hamilton	at	Niagara	7:00
----------	----	---------	------

Wed. Feb. 8

Windsor	at	Flint	7:00
Kitchener	at	London	7:00
Niagara	at	Owen Sound	7:00

Thu. Feb. 9

Mississauga	at	Barrie	7:30
Sarnia	at	North Bay	7:00
Gatineau	at	Ottawa	7:00
Oshawa	at	Peterborough	7:05
S.S. Marie	at	Windsor	7:05

Fri. Feb. 10

Flint	at	Guelph	7:30
Oshawa	at	Kingston	7:00
Hamilton	at	Kitchener	7:30
Erie	at	London	7:00
Owen Sound	at	Mississauga	7:00
Niagara	at	Ottawa	7:00
S.S. Marie	at	Saginaw	7:05
Sarnia	at	Sudbury	7:05

Sat. Feb. 11

Kitchener	at	Barrie	7:30
Ottawa	at	Gatineau	7:00
London	at	Guelph	7:00
Peterborough	at	Hamilton	4:00
Sudbury	at	Mississauga	4:00
Flint	at	Owen Sound	7:30
Windsor	at	Saginaw	7:05

Sun. Feb. 12

Niagara	at	Kingston	2:00
Barrie	at	North Bay	2:00
Sudbury	at	Oshawa	2:05
Guelph	at	Peterborough	2:05
Sarnia	at	S.S. Marie	2:07

Tues. Feb. 14

London	at	Kitchener	7:00
--------	----	-----------	------

Wed. Feb. 15

Barrie	at	Niagara	7:00
Hamilton	at	Oshawa	7:05
Saginaw	at	S.S. Marie	7:07
Guelph	at	Sarnia	7:05

Thu. Feb. 16

Erie	at	North Bay	7:00
Ottawa	at	Peterborough	7:05
Flint	at	Windsor	7:05

Fri. Feb. 17

Saginaw	at	Guelph	7:30
Barrie	at	Hamilton	7:00
Peterborough	at	Kingston	7:00
Sarnia	at	London	7:00
Niagara	at	Mississauga	7:00
Oshawa	at	Ottawa	7:00
Kitchener	at	S.S. Marie	7:07
Erie	at	Sudbury	7:05

Sat. Feb. 18

North Bay	at	Barrie	7:30
Kitchener	at	Flint	7:00
Guelph	at	Oshawa	7:05
Saginaw	at	Owen Sound	7:30
Erie	at	S.S. Marie	7:07
London	at	Sarnia	7:05
Mississauga	at	Windsor	7:05

Sun. Feb. 19

Kingston	at	Hamilton	2:00
Sudbury	at	Niagara	2:00

Mon. Feb. 20

Owen Sound	at	Guelph	2:00
Kitchener	at	Hamilton	2:00
Barrie	at	Kingston	2:00
Windsor	at	London	2:00
Saginaw	at	Mississauga	2:05
Niagara	at	Oshawa	2:05
North Bay	at	Ottawa	2:00
Sudbury	at	Peterborough	2:05
Flint	at	Sarnia	2:05

Wed. Feb. 22

Erie	at	Owen Sound	7:00
------	----	------------	------

Thu. Feb. 23

Erie	at	Barrie	7:30
S.S. Marie	at	Niagara	7:00
Windsor	at	Peterborough	7:05

Fri. Feb. 24

S.S. Marie	at	Guelph	7:30
Mississauga	at	Kingston	7:00
Owen Sound	at	Kitchener	7:30
Sarnia	at	London	7:00
Sudbury	at	Niagara	7:00
Peterborough	at	Oshawa	7:35
Windsor	at	Ottawa	7:00
North Bay	at	Saginaw	7:05

Sat. Feb. 25

Oshawa	at	Barrie	7:30
Sudbury	at	Erie	7:00
North Bay	at	Flint	7:00
Kingston	at	Hamilton	4:00
Mississauga	at	Ottawa	7:00
London	at	Owen Sound	7:30
Sarnia	at	Saginaw	7:05

Sun. Feb. 26

Saginaw	at	Flint	4:00
London	at	Guelph	2:00
Sudbury	at	Hamilton	2:00
Windsor	at	Kingston	2:00
S.S. Marie	at	Kitchener	2:00
Barrie	at	Niagara	2:00
Ottawa	at	Oshawa	6:05
North Bay	at	Sarnia	2:05

Tues. Feb. 28

Hamilton	at	Erie	6:30
----------	----	------	------

Wed. Mar. 1

Guelph	at	Mississauga	11:00
Kitchener	at	Oshawa	7:05
Kingston	at	Ottawa	7:00
Sarnia	at	S.S. Marie	7:07

Thu. Mar. 2

Hamilton	at	Barrie	7:30
Sudbury	at	North Bay	7:00
Saginaw	at	Peterborough	7:05
London	at	Windsor	7:05

Fri. Mar. 3

Windsor	at	Flint	7:00
Owen Sound	at	Hamilton	7:00
Ottawa	at	Kingston	7:00
Erie	at	Kitchener	7:30
North Bay	at	Mississauga	7:00
Peterborough	at	Niagara	7:00
Guelph	at	S.S. Marie	7:07
London	at	Sarnia	7:05
Oshawa	at	Sudbury	7:05

Sat. Mar. 4

Mississauga	at	Barrie	7:30
Peterborough	at	Erie	7:00
Guelph	at	Flint	7:00
Saginaw	at	Ottawa	2:00
Kitchener	at	Owen Sound	7:30
Oshawa	at	S.S. Marie	7:07
Niagara	at	Sudbury	7:05
Sarnia	at	Windsor	7:05

Sun. Mar. 5

Erie	at	Hamilton	2:00
Saginaw	at	Kingston	2:00
Niagara	at	North Bay	2:00
Barrie	at	Owen Sound	2:00

Tues. Mar. 7

Guelph	at	Kitchener	7:00
--------	----	-----------	------

Wed. Mar. 8

Erie	at	Flint	7:00
Owen Sound	at	North Bay	7:00
Sudbury	at	S.S. Marie	7:07

Thu. Mar. 9

London	at	Barrie	7:30
Hamilton	at	Niagara	7:00
Kingston	at	Peterborough	7:05
Erie	at	Saginaw	7:05

Fri. Mar. 10

Windsor	at	Guelph	7:30
Niagara	at	Hamilton	7:00
Peterborough	at	Kingston	7:00
Owen Sound	at	Kitchener	7:30
North Bay	at	Oshawa	7:35
Mississauga	at	Ottawa	7:00
S.S. Marie	at	Sarnia	7:05
London	at	Sudbury	7:05

Sat. Mar. 11

Sudbury	at	Barrie	7:30
Flint	at	Erie	7:00
Mississauga	at	Kingston	7:00
Ottawa	at	Niagara	7:00
Oshawa	at	Owen Sound	7:30
S.S. Marie	at	Saginaw	7:05
Kitchener	at	Windsor	7:05

Sun. Mar. 12

Ottawa	at	Hamilton	2:00
London	at	North Bay	2:00
Flint	at	Oshawa	6:05
Kitchener	at	Sarnia	2:05

Tues. Mar. 14

Mississauga	at	Peterborough	7:05
-------------	----	--------------	------

Wed. Mar. 15

Niagara	at	Erie	6:30
London	at	Guelph	7:00
Barrie	at	Mississauga	7:00
Oshawa	at	Ottawa	2:00
Flint	at	Owen Sound	7:00
Hamilton	at	Sarnia	7:05
S.S. Marie	at	Sudbury	7:05
Saginaw	at	Windsor	7:05

Thu. Mar. 16

Peterborough	at	North Bay	7:00
--------------	----	-----------	------

Fri. Mar. 17

Owen Sound	at	Barrie	7:30
Hamilton	at	Flint	7:00
Sarnia	at	Guelph	7:30
Saginaw	at	Kitchener	7:30
Kingston	at	London	7:00
Erie	at	Mississauga	7:00
Ottawa	at	Oshawa	7:35
Windsor	at	S.S. Marie	7:07
Peterborough	at	Sudbury	7:05

Sat. Mar. 18

Niagara	at	Barrie	7:30
Guelph	at	Erie	7:00
London	at	Flint	7:00
Kitchener	at	Owen Sound	7:30
Windsor	at	S.S. Marie	7:07
Hamilton	at	Saginaw	7:05
Kingston	at	Sarnia	7:05

Sun. Mar. 19

Kingston	at	Kitchener	2:00
Peterborough	at	Niagara	2:00
Sudbury	at	North Bay	2:00
Mississauga	at	Oshawa	6:05

Tues. Mar. 21

Sarnia	at	Owen Sound	7:00
--------	----	------------	------

Wed. Mar. 22

Kitchener	at	Erie	6:30
Oshawa	at	Kingston	7:00
Guelph	at	Windsor	7:05

Thu. Mar. 23

Sudbury	at	Barrie	7:30
Hamilton	at	North Bay	7:00
Ottawa	at	Peterborough	7:05

Fri. Mar. 24

Erie	at	Guelph	7:30
Barrie	at	Kingston	7:00
Flint	at	Kitchener	7:30
Windsor	at	London	7:00
Oshawa	at	Mississauga	7:00
Peterborough	at	Ottawa	7:00
Saginaw	at	S.S. Marie	7:07
Owen Sound	at	Sarnia	7:05
Hamilton	at	Sudbury	7:05

Sat. Mar. 25

Sarnia	at	Erie	7:00
Owen Sound	at	Flint	7:00
Peterborough	at	Mississauga	4:00
North Bay	at	Niagara	7:00
Barrie	at	Ottawa	2:00
Guelph	at	Saginaw	7:05
London	at	Windsor	7:05

Sun. Mar. 26

Kitchener	at	London	6:00
Sarnia	at	Niagara	2:00
Mississauga	at	North Bay	2:00
Kingston	at	Oshawa	6:05
Sudbury	at	S.S. Marie	2:07
Owen Sound	at	Saginaw	5:30

