

2018-19 MEDIA INFORMATION GUIDE



ONTARIO HOCKEY LEAGUE



Hamilton Bulldogs

Robertson Cup Champions



BARRETT HAYTON
SAULT STE. MARIE GREYHOUNDS
2018 OHL SCHOLASTIC PLAYER OF THE YEAR
FIRST ROUND NHL DRAFT PICK
OF THE ARIZONA COYOTES IN 2018

ONTARIO HOCKEY LEAGUE
1ST IN HOCKEY
1ST IN EDUCATION



CONTENTS

Ontario Hockey League		Awards and Trophies	
Ontario Hockey League Directory	4	Team Trophies	144
OHL Media Contacts	5	Individual Trophies	147
History of the OHL	6	Canadian Hockey League Awards	158
Member Teams		All-Star Teams	
Barrie Colts	8	All-Star Teams	159
Erie Otters	11	All-Rookie Teams	164
Flint Firebirds	14		
Guelph Storm	17	2018 OHL Playoffs	
Hamilton Bulldogs	20	Robertson Cup	167
Kingston Frontenacs	23	OHL Championship Rosters	168
Kitchener Rangers	26	Playoff Records	171
London Knights	29	Results	172
Mississauga Steelheads	32	Playoff Scoring Leaders	173
Niagara IceDogs	35	Goaltending Leaders	174
North Bay Battalion	38	Goaltender Statistics	175
Oshawa Generals	41	Player Statistics	176
Ottawa 67's	44	OHL Champions photo	181
Owen Sound Attack	47		
Peterborough Petes	50	Memorial Cup	
Saginaw Spirit	53	History	182
Sarnia Sting	56	All-Star Teams	183
Sault Ste. Marie Greyhounds	59	Trophies	184
Sudbury Wolves	62	Records	185
Windsor Spitfires	65	Ontario teams to win the Memorial Cup	187
Officiating Staff Directory	68		
		NHL Draft	
2017-18 Season in Review		Results of the 2018 NHL Draft	190
Team Standings	69	OHL Honour Roll	192
Scoring Leaders	70	OHL Graduates in the Hall of Fame	194
Goaltending Leaders	71	All-Time Coaching Leaders	195
Goaltender Statistics	73		
Player Statistics	74	Media Directory	
Coaches Poll	82	OHL Media Policies	196
Historical Season Results	83	Media covering the OHL	197
		2018-19 OHL Schedule	198
Records			
Team Year-by-Year Records	123		
Team Records	137		
Individual Records	140		

The 2018-19 Ontario Hockey League Information Guide and Player Register is published by the Ontario Hockey League.
 Editor - Aaron Bell (aaron.bell@chl.ca) / Photography - OHL Images

The information contained in this publication was compiled by the Ontario Hockey League and is provided as a courtesy to the member teams and media and may be used only for personal and editorial purposes. Any commercial use of this publication is prohibited without the prior written consent of the Ontario Hockey League. The OHL Information Guide is published annually by the Ontario Hockey League.

Limited print editions from 1982-83 to 1985-86 and 1987-88 to 2007-08 are available at \$6.00 per copy including postage and handling. Please send cheque or money order to: Ontario Hockey League, 305 Milner Ave., Suite 200, Scarborough, Ontario M1B 3V4.

ONTARIO HOCKEY LEAGUE

305 Milner Avenue, Suite 200, Scarborough, Ontario M1B 3V4

Tel: (416) 299-8700 • Fax: (416) 299-8787

www.ontariohockeyleague.com



STAFF DIRECTORY



David Branch

Commissioner
 Chairman of the Board
 Past Chairman
 Vice-Chairman
 Secretary-Treasurer
 Officer at Large
 Vice-President
 Sr. Dir. of Hky Dev. & Spec. Events
 Director of Finance
 Director of Administration
 Director of Officiating
 Director of Communications
 Director of Marketing & Bus. Dev.
 Director of Central Scouting
 Director of Recruitment
 Director of Security
 Manager of Video & Web Content
 Manager of Communications
 Manager, Hockey Operations
 Manager of Education Services
 OHL Images
 Goaltending Consultant
 Administrative Assistant
 Officiating Managers



Ted Baker



Joe Birch



Ray Hollowell

Central Scouts

David E. Branch
 Rick Gaetz
 Dr. Robert Neville
 Craig Goslin
 Gord Simmonds
 Bill Burke
 Ted Baker
 Joe Birch
 Ray Hollowell
 Herb Morell
 Conrad Haché
 Paul Krotz
 Kyle Ferguson
 Darrell Woodley
 Daniel Broussard
 Ken Miller
 Scott Vankoughnett
 Josh Sweetland
 Darryl Hollowell
 Christina Laishram
 Aaron Bell
 Rick Wamsley
 Terry Legenza
 Brad Beer
 Ken Cox
 Ken Miller
 Scott Oakman
 Matt Parlette
 Bill Prisniak
 Leon Stickle
 Doug Bonhomme
 Blake Callaghan
 Tim Cherry
 John Finlay
 Kevin Hess
 Joshua Romano
 David Belitski
 Freddie Coccimiglio
 James Kennedy



Herb Morell



Conrad Haché



Kyle Ferguson



Darrell Woodley

OHL MEDIA DIRECTORY

Director of Administration
Herb Morell
Phone: 416/299-8700 x. 225
hmorell@chl.ca

Director of Communications
Paul Krotz
Phone: 416/299-8700 x. 320
pkrotz@chl.ca

Manager of Communications
Josh Sweetland
Phone: 416/299-8700 x. 327
jsweetland@chl.ca

OHL Images
Aaron Bell
Phone: 613/920-4774
aaron.bell@chl.ca



Paul Krotz



Josh Sweetland

BARRIE COLTS
Brad Terry
Phone: 705/737-6943
bterry@barriecolts.com

ERIE OTTERS
Aaron Cooney
Phone: 814/455-7779 , ext. 6088
aaron@ottershockey.com

FLINT FIREBIRDS
Dominic Hennig
Phone: 810/744-0580, ext. 223
dominic@flintfirebirds.com

GUELPH STORM
Lindsay Newby
Phone: 519/837-9690, ext. 119
lnewby@guelphstorm.com

HAMILTON BULLDOGS
Stew Kernan
Phone: 905/529-8500
stew.kernan@hamiltonbulldogs.com

KINGSTON FRONTENACS
Justin Chenier
Phone: 613/542-4042
justin@kingstonfrontenacs.com

KITCHENER RANGERS
Jess Korol
Phone: 519/576-3700, ext. 234
jkorol@kitchenerangers.com

LONDON KNIGHTS
Ryan Starr
Phone: 519/681-0800, ext. 6431
ryan.starr@londonknights.com

MISSISSAUGA STEELHEADS
Alana Davidson
Phone: 905/502-7788, ext. 224
adavidson@mississaugasteelheads.com

NIAGARA ICEDOGS
Cori Burke
Phone: 905/687-3641, ext. 232
c.burke@niagaraicedogs.net

NORTH BAY BATTALION
Kerri Morin
Phone: 705/495-8603, ext. 2708
kmorin@battalionhockey.com

OSHAWA GENERALS
Jessica Corbett
Phone: 905/433-0900, ext. 2232
jcorbett@oshawagenerals.com

OTTAWA 67'S
Alex Pilote
Phone: 613/232-6767, ext. 8827
apilote@oseg.ca

OWEN SOUND ATTACK
Devon Yakubuski
Phone: 519/371-7452
dyakubuski@attackhockey.com

PETERBOROUGH PETES
Tamara Burns
Phone: 705/743-3681, ext. 261
tburns@gopetesgo.com

SAGINAW SPIRIT
Joey Battaino
Phone: 989/598-4797
jbattaino@saginawspirit.com

SARNIA STING
Jake Bourrie
Phone: 519/542-4494
jbourrie@sarniasting.com

SAULT STE. MARIE GREYHOUNDS
Gerry Liscumb Jr.
Phone: 705/574-0087
gerry@soagreyhounds.com

SUDBURY WOLVES
Andrew Dale
Phone: 705/675-3941, ext. 2001
andrew.dale@sudburywolves.com

WINDSOR SPITFIRES
Dave Ducharme
Phone: 519/254-5000, ext. 221
dducharme@windsorspitfires.com

OHL HISTORICAL TIMELINE

- 1893 Junior Hockey is first played in Ontario.
- 1919 Memorial Cup is presented for the first time to the University of Toronto Schools as the symbol of supremacy in Canadian Junior Hockey.
- 1934 OHA divides Junior category into "A" and "B".
J. Ross Robertson Cup is awarded for the first time to St. Michael's College as the Ontario Jr. A champions.
- 1945 The Red Tilson Trophy is awarded for the first time to Doug McMurdy of St. Catharines as the player voted most outstanding during the regular season.
Eddie Powers Memorial Trophy is awarded for the first time to Tod Sloan of the St. Michael's Majors as the League's Leading Scorer.
- 1948 The Dave Pinkney Trophy is awarded for the first time to Gil Mayer of Barrie as the goaltender who had the least number of goals scored against at the end of the regular season.
- 1956 Kitchener Greenshirts franchise moves to Peterborough.
- 1958 Hamilton Spectator Trophy is awarded for the first time to St. Catharines as the team finishing first place overall in the regular schedule.
- 1960 Barrie Flyers franchise moves to Niagara Falls.
The William Hanley Trophy is awarded for the first time to Bruce Draper of St. Michael's as the League's most gentlemanly player.
- 1961 St. Michael's Majors suspend operations.
- 1963 Guelph franchise moves to Kitchener.
- 1965 London Knights franchise granted.
- 1967 Ottawa 67's franchise granted.
- 1969 The Max Kaminsky Trophy is awarded for the first time to Ron Plumb of Peterborough as the League's most outstanding defenceman.
Rejean Houle is selected by the Montreal Canadiens in the 1969 NHL Entry Draft, from the Montreal Jr. Canadiens, making him the first OHL player to be selected first overall.
- 1970 Gilbert Perreault of the Montreal Jr. Canadiens is drafted first over-all by the Buffalo Sabres in the 1970 NHL Entry Draft.
- 1971 The Matt Leyden Trophy is awarded for the first time to Gus Bodnar of the Oshawa Generals as the Coach of the Year.
The Jim Mahon Memorial Trophy is awarded for the first time to Bill Harris of Toronto as the League's highest scoring right winger.
Montreal Jr. Canadiens suspend operations.
- 1972 Sault Ste. Marie Greyhounds franchise granted.
Niagara Falls Flyers franchise moves to Sudbury.
The Emms Family Award is presented for the first time to Dennis Maruk of the London Knights as the League's rookie of the year.
Billy Harris of the Toronto Marlboros is drafted first overall by the New York Islanders in the 1972 NHL Entry Draft.
- 1973 Montreal franchise re-activated and moved to Kingston.
Denis Potvin of the Ottawa 67's is drafted first overall by the New York Islanders in the 1973 NHL Entry Draft.
- 1974 League becomes an independent operation from the OHA opening a League administration office and establishing the Commissioner's position.
Clarence "Tubby" Schmalz named the League's first Commissioner.
League name changes to the Ontario Major Junior Hockey League.
- 1975 Windsor Spitfires expansion franchise granted.
The League is re-aligned into a two division format.
The Central Scouting Bureau is established to provide member teams with information about players eligible for the draft.
- 1976 The F.W. "Dinty" Moore Trophy is awarded for the first time to Mark Locken of Hamilton as the first year goaltender with the best goals against average.
St. Catharines franchise moves to Niagara Falls.
Hamilton franchise moves to St. Catharines.
Rick Green of the London Knights is drafted first over all by the Washington Capitals in the 1976 NHL Entry Draft.
- 1977 St. Catharines franchise moves to Hamilton.
The OHL All Star Game is played for the first time in Sudbury.
- 1977 Dale McCourt of the St. Catharines Fincups is drafted first overall by the Detroit Red Wings in the 1977 NHL Entry Draft.
- 1978 Bill Beagan becomes the League's second Commissioner.
Hamilton franchise moves to Brantford.
Bobby Smith of the Ottawa 67's is selected first over all by the Minnesota North Stars in the 1978 NHL Entry Draft.
- 1979 OMJHL Chairman of the Board Sherwood Bassin is named interim Commissioner following the departure of Beagan.
David E. Branch is named Commissioner of the League.
- 1980 The Bobby Smith Trophy is awarded for the first time to Steve Konroyd of Oshawa as the League's scholastic player of the year.
Rob Ramage of the London Knights is drafted first overall by the Colorado Rockies in the 1979 NHL Entry Draft.
- 1981 Belleville Bulls expansion franchise granted.
Cornwall Royals transfer granted (from QMJHL).
- 1982 Jack Ferguson is appointed the League's Director of Central Scouting.
Guelph Platers expansion franchise granted.
Niagara Falls franchise moves to North Bay.
- 1983 The Leo LaLonde Memorial Trophy is awarded for the first time to Don McLaren of Ottawa as the League's overage player of the year.
- 1984 Brantford franchise moves to Hamilton.
- 1985 Rosters expanded to allow two overage players (from one)
- 1986 OHL All Star Game is replaced with the OHL/QMJHL All-Star Challenge
Chris Clifford of the Kingston Canadiens becomes the first goaltender in League history to score a goal.
- 1988 Hamilton franchise moves to Niagara Falls.
- 1989 Toronto franchise moves to Hamilton.
Guelph franchise moves to Owen Sound.
Bill Long Award is awarded for the first time to Alec Campagnaro for Distinguished Service to the OHL.
- 1990 Detroit Compuware Ambassadors expansion franchise granted.
- 1990 Owen Nolan of the Cornwall Royals is drafted first overall by the Quebec Nordiques in the 1990 NHL Entry Draft.
- 1991 Hamilton franchise moves to Guelph.
OHL/QMJHL All Star Challenge is replaced by the CHL All Star Challenge
- 1991 Eric Lindros of the Oshawa Generals is drafted first overall by the Quebec Nordiques in the 1991 NHL Entry Draft.
- 1992 Cornwall franchise moves to Newmarket.
- 1994 Barrie Colts expansion franchise granted for 1995-96 season.
Newmarket franchise moves to Sarnia.
Ed Jovanovski of the Windsor Spitfires is drafted first overall by the Florida Panthers in the 1994 NHL Entry Draft.
- 1995 The Detroit Jr. Red Wings set an OHL and CHL record for single game attendance when 19,875 fans came to the Joe Louis Arena for their game against Windsor.
Bryan Berard of the Detroit Jr. Red Wings is drafted first over-all by the Ottawa Senators in the 1995 NHL Entry Draft.
- 1996 Toronto St. Michael's Majors expansion franchise granted for the 1997-98 season
Niagara Falls franchise moves to Erie, PA.
First CHL Top Prospects Game is played at Maple Leaf Gardens in Toronto.
Barrie Colts set an OHL record for an expansion team with 28 wins and a .477 winning percentage.
The League is re-aligned into three divisions to accommodate the expansion Toronto St. Michael's Majors.
Brampton Battalion expansion franchise granted for the 1998-99 season.
- 1997 OHL All Star Game returns as the Bell All Star Cup held in Barrie.
Ottawa 67's coach Brian Kilrea sets a CHL record with 757 career victories.

- Mississauga IceDogs expansion franchise granted for the 1998-99 season.
- Joe Thornton of the Sault Ste. Marie Greyhounds is drafted first overall by the Boston Bruins in the 1997 NHL Entry Draft
- 1998 Bell All Star Cup hosted by the North Bay Centennials.
The League is re-aligned into a two conference, four division format.
- 1999 Bell All-Star Cup hosted by the Sarnia Sting.
- 2000 OHL All-Star Game is hosted by the Mississauga IceDogs .
Rosters expanded to allow three overage players.
- 2001 OHL participates in the CHL All-Star Series. Ontario game is hosted by the Guelph Storm.
The two-man referee system is adopted by the OHL.
- 2002 North Bay franchise moves to Saginaw, Michigan League division format is realigned to accommodate Saginaw.
Rick Nash of the London Knights is drafted first overall by the Columbus Blue Jackets in the 2002 NHL Entry Draft.
- 2003 Ottawa 67's coach Brian Kilrea becomes the first coach in CHL history to win 1,000 games.
- 2004 OHL All-Star Classic is hosted by the Peterborough Petes.
- 2005 OHL All-Star Classic is hosted by the Owen Sound Attack.
- 2006 Shootouts implemented to break a tie after overtime.
OHL All-Star Classic is hosted by the Belleville Bulls.
- 2007 OHL All-Star Classic is hosted by the Saginaw Spirit.
Mississauga IceDogs relocate to St. Catharines and become the Niagara IceDogs.
Toronto St. Michael's Majors relocate to Mississauga and become the Mississauga St. Michael's Majors.
Patrick Kane of the London Knights is selected first overall by the Chicago Black Hawks in the 2007 NHL Entry Draft.
- 2008 OHL All-Star Classic hosted by the S. S. Marie Greyhounds.
Steven Stamkos of the Sarnia Sting is selected first overall by the Tampa Bay Lightning in the 2008 NHL Entry Draft.
- 2009 OHL All-Star Classic is hosted by the Windsor Spitfires.
John Tavares of the London Knights is selected first overall by the New York Islanders in the 2009 NHL Entry Draft.
Brian Kilrea retires as coach of the Ottawa 67's.
All players must wear neck guards.
OHL now defines rookies as first year players in their 16 or 17-year-old birth years.
- 2010 OHL All-Star Classic is hosted by the Kingston Frontenacs.
Taylor Hall of the Windsor Spitfires is selected first overall in the NHL Entry Draft by the Edmonton Oilers.
- 2012 Nail Yakupov of the Sarnia Sting is selected first overall in the NHL Entry Draft by the Edmonton Oilers.
- 2013 Brampton Battalion franchise relocates to North Bay to become the North Bay Battalion.
- 2014 Aaron Ekblad of the Barrie Colts is the first overall pick of the Florida Panthers in the NHL Draft in Philadelphia, PA.
- 2015 Belleville Bulls franchise relocates to Hamilton to become the Hamilton Bulldogs.
Plymouth Whalers franchise relocates to Flint, Michigan to become the Flint Firebirds.
Connor McDavid of the Erie Otters is the first overall pick of the Edmonton Oilers in the NHL Draft in Sunrise, Florida.
- 2016 OHL introduces 3-on-3 overtime format.
- 2017 OHL introduces inaugural Under-18 Priority Selection.
Erie Otters became first team in OHL history to record four consecutive 50 win seasons.
- 2018 Hamilton Bulldogs win the city's first OHL championship since the 1976 Hamilton Fincups.

BARRIE COLTS

Barrie Molson Centre • 555 Bayview Drive, Barrie, Ontario L4N 8Y2
Phone: 705.722.6587 • Fax: 705.721.9709
email: operations@barriecolts.com • www.barriecolts.com



TEAM DIRECTORY

Governor and President

General Manager and Head Scout

Head Coach

Assistant Coaches

Video Coach

Director of Goaltending

Assistant General Manager

Assistant General Manager - U.S.

Director of Player Personnel

Director of Prospect Development
Scouts

Head Equipment Manager

Head Athletic Therapist

VP Business Dev. & Marketing

Mgr of Community and Game Day Ops.

Marketing and Sales

Hockey Administrator

Academic Advisor

Club Physician

Club Dentist

Club Surgeon

Howie Campbell

Jason Ford

Dale Hawerchuk

Todd Miller

Mike Webb

Ryan Halbych

Billy Smith

Rob Stewart

Ike Rhodes

Frank Carnevale

Chris Morrison

Wade Conrad

Marc Bissonnette

Ed Stanisiz

Gary Biggs

Clayton Johns

Jimmy McKnight

Jim Payetta

Brad Terry

Brandon Pilon

Lorraine Smith

Chris Cudmore

Dr. Ian Maxwell

Georgian Mall Family Dental

Dr. Gord Crawford



Howie Campbell



Jason Ford



Dale Hawerchuk

TEAM INFORMATION

Home Arena: Barrie Molson Centre

Capacity: 4,195

Box Office: 705.739.7666

Arena Manager: Robin Groves


Press Box Location: Upper North side

Training Camp: Barrie Molson Centre

Dimensions: 200' x 85'

Arena Phone: 705.739.4220 x 4620

Team Colours: Blue, Red & Gold



Riley Piercey

FRANCHISE RECORD

Expansion franchise granted May 6, 1994

SEASON	NAME	GP	W	L	T	OTL	SOL	PTS	GF	GA	FINISH
2017-18	Barrie Colts	68	42	21	-	4	1	89	297	229	1st (Central)
2016-17	Barrie Colts	68	17	44	-	6	1	41	192	291	5th (Central)
2015-16	Barrie Colts	68	43	22	-	0	3	89	295	207	1st (Central)
2014-15	Barrie Colts	68	41	24	-	1	2	85	278	227	1st (Central)
2013-14	Barrie Colts	68	37	28	-	1	2	77	266	218	2nd (Central)
2012-13	Barrie Colts	68	44	20	-	2	2	92	245	185	1st (Central)
2011-12	Barrie Colts	68	40	23	-	3	2	85	248	210	2nd (Central)
2010-11	Barrie Colts	68	15	49	-	2	2	34	232	352	5th (Central)
2009-10	Barrie Colts	68	57	9	-	0	2	116	327	186	1st (Central)
2008-09	Barrie Colts	68	30	33	-	3	2	65	214	207	3rd (Central)
2007-08	Barrie Colts	68	28	34	-	3	3	62	185	223	4th (Central)
2006-07	Barrie Colts	68	48	19	-	0	1	97	273	193	1st (Central)
2005-06	Barrie Colts	68	43	21	-	1	3	90	258	194	2nd (Central)
2004-05	Barrie Colts	68	33	23	9	3	-	78	232	210	2nd (Central)
2003-04	Barrie Colts	68	31	21	12	4	-	78	196	171	3rd (Central)
2002-03	Barrie Colts	68	29	26	4	9	-	71	228	223	3rd (Central)
2001-02	Barrie Colts	68	38	19	9	2	-	87	226	192	2nd (Central)
2000-01	Barrie Colts	68	29	28	7	4	-	69	214	230	4th (Central)
1999-00	Barrie Colts	68	43	18	6	1	-	93	306	212	1st (Central)
1998-99	Barrie Colts	68	49	13	6	-	-	104	343	192	1st (Central)
1997-98	Barrie Colts	66	38	23	5	-	-	81	236	215	2nd (Central)
1996-97	Barrie Colts	66	33	23	10	-	-	76	272	236	3rd (Central)
	Franchise Totals	1,558	836	572	75	49	26	1,822	5,821	5,069	Pct. .585

TEAM RECORDS

SEASON

Team

Most Points	(2009-10)	116
Most Goals	(1998-99)	343
Most Goals Against	(2010-11)	348
Fewest Goals Against	(2003-04)	171

Individual

Most Goals	Bryan Cameron (2009-10)	53
Most Assists	Kevin Labanc (2015-16)	88
Most Points	Kevin Labanc (2015-16)	127
Best GAA	Paulo Colaiacovo (2003-04)	2.34

GAME

Most Goals	5
Andreas Athanasiou (Feb. 13, 2014 at Niagara IceDogs)	
Most Assists	6
Steven Beyers (Dec. 28, 2010 vs Owen Sound Attack)	
Most Points	7
Andreas Athanasiou (Feb. 13, 2014 at Niagara IceDogs)	
Most Power-Play Goals	3
Jan Bulis (Feb. 11, 1996 vs. Ottawa), Ryan Hamilton (Feb. 17, 2006 at Sudbury), Tomas Marcinko (Oct. 13, 2007 at Saginaw), Aaron Ekblad (Jan. 11, 2014 vs Kingston), Brendan Lemieux (Nov. 14, 2013 vs Sudbury)	
Most Shorthanded Goals	2
Mike Henderson (Feb. 6, 2000 vs. Mississauga), Nick Smith (Nov. 14, 1998 vs. Sudbury)	
Fastest Opening Goal	0:11
Tim Verbeek (Nov. 20, 1999 at Owen Sound)	
Fastest Period Goal	0:07
Ryan Hamilton (Dec. 2, 2005 at Erie), Steven Beyers (Dec. 11, 2010 vs Niagara)	
Fastest Two Goals by One Player	0:08
Sheldon Keefe (October 16, 1999 at Plymouth, 3rd period)	
Fastest Three Goals by One Player	6:54
Joseph Blandisi (Feb. 22, 2015 at Sudbury Wolves)	

INDIVIDUAL GAME RECORDS – 2017-18

Most Goals	3
Andrei Svechnikov (Dec. 14, 2017 vs Owen Sound; Oct. 5, 2017 vs North Bay and Feb. 3, 2018 vs Windsor); Jason Willms (Nov. 11, 2017 vs Niagara); Dmitry Sokolov (Feb. 10, 2018 vs Flint); Zachary Magwood (Mar. 17, 2018 vs Sudbury)	
Most Assists	5
Ryan Suzuki (Mar. 17, 2018 vs Sudbury)	
Most Points	5
Jaden Peca (Jan. 11, 2018 vs Sudbury); Lucas Chiodo (Mar. 17, 2018 vs Sudbury); Ryan Suzuki (Mar. 17, 2018 vs Sudbury)	
Most Power-Play Goals	1
62 times	
Most Shorthanded Goals	1
13 times	
Fastest Opening Goal	0:53
Andrei Svechnikov (Oct. 7, 2017 at Saginaw)	
Fastest Period Goal	0:09
Lucas Chiodo (Oct. 12, 2017 vs Erie)	
Fastest Two Goals by One Player	2:01
Lucas Chiodo (Mar. 7, 2018 at Hamilton)	
Fastest Three Goals by One Player	26:04
Jason Willms (Nov. 11, 2017 vs Niagara)	
Longest Point Scoring Streak (Games)	23
Andrei Svechnikov (Jan. 18, 2018 to Mar. 17, 2018. 24G, 24A)	
Longest Goal Scoring Streak (Games)	9
Dmitry Sokolov (Feb. 10, 2018 to Mar. 2, 2018. 12G, 12A)	

BARRIE COLTS

2018 OHL PRIORITY SELECTIONS

RD	NO	NAME	2017-18 CLUB	POS	HT	WT	BIRTHDATE
1	16	Piercey, Riley	Toronto Marlboros	RW	6.02	186	03/20/2002
3	55	Foerster, Tyson	Barrie Jr. Colts	C	5.11	173	01/18/2002
3	56	Russell, Eric	Vaughan Kings	LW	6.01	176	03/26/2002
5	87	D'Orazio, Austin	Vaughan Kings	LD	5.10	191	01/03/2002
5	96	Testa-Basi, Rocco	Rockland Nationals	C	5.10	165	03/11/2002
6	116	Beck, Ryan	Oakland Jr. Grizzlies	C	5.08	173	08/25/2002
8	156	Hughes, Aidan	Mississauga Reps	C	5.10	155	04/30/2002
9	161	Devlin, Ian	Toronto Titans	LD	5.09	145	01/07/2002
9	176	Marino, Noah	Chicago Fury	RD	6.00	202	04/02/2002
10	186	Sutherland, Bryce	Mississauga Senators	C	5.11	138	03/28/2002
11	216	Moersch-Karlstad, Storm	Toronto Jr. Canadiens	RW	6.01	182	07/07/2002
12	236	Sredl, Matthew	Detroit HoneyBaked	RD	5.11	175	04/22/2002
13	256	Robillard, Jakob	Hawkesbury Hawks	G	5.10	166	03/20/2002
14	270	Coronato, Matt	Long Island Gulls	LW	5.08	173	11/14/2002
14	274	Oliver, Reid	Waterloo Wolves	RD	5.10	158	02/19/2002
14	276	Hanley, Nathaniel	P.A.L. Jr. Islanders	C	5.09	157	05/30/2002
14	277	Molu, Sami	Toronto Jr. Canadiens	G	5.11	140	02/07/2002
15	296	Cameron, Rees	Barrie Jr. Colts	LW	5.11	154	01/23/2002
Under-18 Priority Selection							
1	16	Filippetti, Christian	Don Mills Flyers	G	5.11	160	12/27/2001
2	36	Vaccari, Tyler	Halton Hills Hurricanes	RD	6.00	167	01/08/2001
3	51	Bourre, Alex	Central Ontario Wolves	RW	5.10	189	03/02/2001
CHL Import Draft							
1	48	Zhukov, Maksim	Green Bay Gamblers	G	6.02	194	07/22/1999
2	108	Pekar, Matej	Muskegon Lumberjacks	C	6.01	170	02/10/2000

HEAD COACH

Dale Hawerchuk

Born: April 4, 1963, Toronto, Ontario

Coaching Record

Year	Club	GP	W	L	OTL	SL	PTS	Finish
2010-11	Barrie Colts	68	15	49	2	2	34	5th (Central)
2011-12	Barrie Colts	68	40	23	3	2	85	2nd (Central)
2012-13	Barrie Colts	68	44	20	2	2	92	1st (Central)
2013-14	Barrie Colts	68	37	28	1	2	77	2nd (Central)
2014-15	Barrie Colts	68	41	24	1	2	85	1st (Central)
2015-16	Barrie Colts	68	43	22	0	3	89	1st (Central)
2016-17	Barrie Colts	68	17	44	6	1	41	5th (Central)
2017-18	Barrie Colts	68	42	21	4	1	89	1st (Central)
OHL Totals		544	279	231	19	15	592	Pct. .544

Coaching History

Bert Templeton, 1995-96 to 1998-99; Bill Stewart, 1999-2000; Bud Stefanski, 2000-01 to 2003-04, Marty Williamson 2004-05 to 2009-10, Dale Hawerchuk 2010-11 to date.

2017-18 TEAM RECORD

	W	L	OTL	SL		W	L	OTL	SL
Overall Record:	42	21	4	1	vs. Erie	2	0	0	0
Home Record:	22	9	2	1	vs. Flint	2	0	0	0
Road Record:	20	12	2	0	vs. Guelph	1	0	1	0
Overtime Record:	3	4			vs. Hamilton	3	0	0	1
					vs. Kingston	1	3	0	0
vs. East Division Opponents	10	5	2	1	vs. Kitchener	0	2	0	0
vs. Central Division Opponents	17	9	0	0	vs. London	1	1	0	0
vs. West Division Opponents	7	3	0	0	vs. Mississauga	2	4	0	0
vs. Midwest Division Opponents	8	4	2	0	vs. Niagara	5	1	0	0
					vs. North Bay	3	3	0	0
September Record	3	1	0	1	vs. Oshawa	3	1	0	0
October Record	6	3	0	0	vs. Ottawa	2	1	1	0
November Record	6	3	2	0	vs. Owen Sound	4	1	1	0
December Record	8	3	0	0	vs. Peterborough	1	0	1	0
January Record	4	8	0	0	vs. Saginaw	2	0	0	0
February Record	9	3	0	0	vs. Sarnia	0	2	0	0
March Record	6	0	2	0	vs. Sault Ste. Marie	1	1	0	0
					vs. Sudbury	7	1	0	0
Playoff Record:	6	6			vs. Windsor	2	0	0	0

ERIE OTTERS

Erie Insurance Arena • 201 East 8th Street, Erie, Pennsylvania 16503
Phone: 814.455.7779 • Fax: 814.455.0911
email: puck@ottershockey.com • www.ottershockey.com



TEAM DIRECTORY

Governor and President
General Manager
Head Coach
Associate Coach
Assistant Coach
Goaltending Coach
Head Trainer
Equipment Manager
Player Development Coordinator
Player Development Associate
Director of Evaluation
Assistant Director of Hockey Operations
Co-Directors of Scouting

Scouts

Scouting Administrator
Director of Business Operations
Dir of Sales, Marketing and Media
Mgr of Digital Content & Game Present.
Merchandise Manager
Billet Coord., Front Office & Merch. Mgr
Sales Executive/Operations
Director of Business and Finance
Academic Advisor
Medical Provider

Jim Waters
Dave Brown
Chris Hartsburg
B.J. Adams
Wes Wolfe
Shane Clifford
Andrew Kupniewski
Steve Tuholski
Ryan Berard
Jason Barron
Mark Nelson
Scott Grieve
Devin Brown
Mike Battah
Tim Wilson, Jeff Richards,
Brad Gauld, Matthew Pasut,
Jesse Gimblett, Mitchell Brown
Walt Wingfield
Jaime Cieszynski
Aaron Cooney
Andy Howe
Mike Johnson
Darcie Chabola
R.J. Niedzwiecki
Matt Habursky
Jaime Cieszynski
UPMC



Jim Waters



Dave Brown



Chris Hartsburg

TEAM INFORMATION

Home Arena	Erie Insurance Arena	Dimensions	200' x 85'
Capacity	6,833	Arena Manager	Ray Williams
Box Office Phone	814.452.4857	Media Room	North end, ice level
Arena Phone	814.453.7117	Team Colours	Blue, Gold and White
Press Box Location	Club Level - 304		
Training Camp	Erie, PA		



Jamie Drysdale

ERIE OTTERS

FRANCHISE RECORD

See page 121 for complete franchise records

SEASON	NAME	GP	W	L	T	OTL	SOL	PTS	GF	GA	FINISH
2017-18	Erie Otters	68	23	35	-	7	3	56	220	270	5th (Midwest)
2016-17	Erie Otters	68	50	15	-	2	1	103	319	182	1st (Midwest)
2015-16	Erie Otters	68	52	15	-	1	0	105	269	183	1st (Midwest)
2014-15	Erie Otters	68	50	14	-	2	2	104	331	212	1st (Midwest)
2013-14	Erie Otters	68	52	14	-	2	0	106	312	170	2nd (Midwest)
2012-13	Erie Otters	68	19	40	-	4	5	47	206	312	5th (Midwest)
2011-12	Erie Otters	68	10	52	-	3	3	26	169	338	5th (Midwest)
2010-11	Erie Otters	68	40	26	-	1	1	82	281	229	3rd (Midwest)
2009-10	Erie Otters	68	33	28	-	5	2	73	257	259	4th (Midwest)
2008-09	Erie Otters	68	34	29	-	3	2	73	208	254	3rd (Midwest)
2007-08	Erie Otters	68	18	46	-	2	2	40	206	343	5th (Midwest)
2006-07	Erie Otters	68	15	50	-	1	2	33	209	378	5th (Midwest)
2005-06	Erie Otters	68	26	35	-	4	3	59	219	266	5th (Midwest)
2004-05	Erie Otters	68	31	26	6	5	-	73	186	207	4th (Midwest)
2003-04	Erie Otters	68	29	26	6	7	-	71	221	212	5th (Midwest)
2002-03	Erie Otters	68	24	35	6	3	-	57	181	248	5th (Midwest)
2001-02	Erie Otters	68	41	22	4	1	-	87	246	218	1st (Midwest)
2000-01	Erie Otters	68	45	11	10	2	-	102	264	171	1st (Midwest)
1999-00	Erie Otters	68	33	28	4	3	-	73	224	229	1st (Midwest)
1998-99	Erie Otters	68	31	33	4	-	-	66	271	297	3rd (Midwest)
1997-98	Erie Otters	66	33	28	5	-	-	71	261	252	4th (West)
	Totals	1,492	712	644	52	58	26	1,560	5,300	5,490	Pct. .523

TEAM RECORDS

SEASON

Team		
Most Points	(2013-14)	106
Most Goals	(1976-77)	438
Most Goals Against	(1979-80)	398
Fewest Goals Against	(2013-14)	170

Individual

Most Goals	Mike Bullard (79-80)	66
	Mike Millar (84-85)	
Most Assists	Bryan Fogarty (1988-89)	108
Most Points	Bryan Fogarty (1988-89)	155
Best G.A.A.	Adam Munro (2000-01)	2.31

GAME

Most Goals	6
Colin Miller (Oct 13, 1988 vs North Bay)	
Most Assists	6
Steve Hazlett (Jan 3, 1978 vs Windsor), Steve Locke (Oct 13, 1988 vs North Bay), Bryan Fogarty (Jan 12, 1989 at North Bay)	
Most Points	8
Bryan Fogarty (Nov 11, 1988 at Sby, Jan 12, 1989 at NB)	
Most Powerplay Goals	3
Scott Vanderburgh (1979-80), Daryl Evans (1980-81), Mike Millar (1983-84), Colin Miller and Stan Drulia (1988-89), Connor Brown (2013-14)	
Most Shorthanded Goals	3
Mike Hoffman (Dec 26, 1982 vs Guelph)	
Fastest Opening Goal	0:10
Denis Houle (Nov 8 1977 vs. Toronto), Shawn McCosh (Jan 8 1989 vs Windsor), Brad Bonello (Nov. 15 2003 vs. Owen Sound)	
Fastest Period Goal	0:05
Rob Street (Dec 16, 1975 vs Kitchener - 2nd period)	
Fastest Two Goals by One Player	0:04
Rick Pickersgill (Jan 9, 1983 vs Kingston - 2nd period)	

Fastest Three Goals by One Player 1:26
Stan Drulia (Oct 13, 1988 vs North Bay - 3rd period)

INDIVIDUAL GAME RECORDS – 2017-18

Most Goals	2
26 times	
Most Assists	4
Jordan Sambrook (Nov. 3, 2017 vs Oshawa)	
Most Points	4
Jordan Sambrook (Nov. 3, 2017 vs Oshawa) Kyle Maksimovich (Nov. 3, 2017 vs Oshawa)	
Most Power-Play Goals	1
41 times	
Most Shorthanded Goals	1
7 times	
Fastest Opening Goal	0:35
Ivan Lodnia (Oct. 21, 2017 vs Owen Sound)	
Fastest Period Goal	0:13
Maxim Golod (Jan. 6, 2018 at Flint)	
Fastest Two Goals by One Player	0:47
Hayden Fowler (Mar. 10, 2018 vs Windsor)	
Fastest Three Goals by One Player	-
N/A	
Longest Point Scoring Streak (Games)	11
Taylor Raddysch (Oct. 7, 2017 to Nov. 3, 2017. 7G, 7A) Owen Headrick (Nov. 3, 2017 to Dec. 1, 2017. 4G, 4A)	
Longest Goal Scoring Streak (Games)	6
Ivan Lodnia (Oct. 7, 2017 to Oct. 22, 2017. 8G, 8A)	

2018 OHL Priority Selections

RD	NO	NAME	2017-18 CLUB	POS	HT	WT	BIRTHDATE
1	4	Drysdale, Jamie	Toronto Marlboros	RD	5.10	158	04/08/2002
3	58	Alexander, Ryan	Toronto Marlboros	C	5.09	146	06/17/2002
3	60	Carogioiello, Frankie	Toronto Jr. Canadiens	LW	5.08	146	06/21/2002
5	81	Ritchie, Ethan	Oakville Rangers	RD	5.11	187	06/04/2002
6	104	Baldassarra, Daniel	Vaughan Kings	C	5.07	144	03/15/2002
6	113	Maunder, Logan	Peterborough Petes	LD	5.10	174	04/08/2002
6	120	Cohen, Elias	Mississauga Senators	C	5.09	136	08/31/2002
7	124	Morton, Cameron	Kingston Frontenacs	LD	6.00	177	04/17/2002
8	144	Sedore, Noah	Peterborough Petes	LW	5.07	149	02/24/2002
9	164	Richer, John	OHA Mavericks U17	RD	6.03	175	01/23/2002
11	204	Huggins, Bryan	Meijer AAA	RD	5.09	150	03/26/2002
12	224	Campbell, Aidan	Pittsburgh Penguins Elite	G	6.02	173	08/22/2002
13	244	Flynn, Aidan	TPH Thunder AAA	RW	5.11	152	02/08/2002
15	284	Mauro, Justin	Soo Thunderbirds	C	5.04	125	04/15/2002
Under-18 Priority Selection							
1	4	D'Amato, Daniel	Vaughan Kings	RW	5.11	146	04/08/2001
2	24	Vitug, Darius	Toronto Jr. Canadiens	RW	5.08	174	04/01/2001
CHL Import Draft							
1	12	Cajka, Petr	Zug EV Jr.	C	6.00	163	12/11/2000

HEAD COACH

Chris Hartsburg

Born: May 30, 1980 in Edina, MN

Coaching Record

Year	Club	GP	W	L	OTL	SL	PTS	Finish
2017-18	Erie Otters	68	23	35	7	3	56	5th (Midwest)

Coaching History

Bert Templeton, 1974-77; Bert Templeton and Dave Draper 1977-78; Dave Draper 1978-79; Ron Carroll 1979-80; Ron Carroll, Dave Draper and Ken Gratton 1980-81; Bep Guidolin and Dave Draper, 1981-82; Dave Draper 1982-83 to 1983-84; Dave Draper and Bill LaForge, 1984-85; Bill LaForge 1985-86 to 1988-89; Bill LaForge and George Burnett, 1989-90; George Burnett, 1990-91 to 1991-92; Larry Marson, 1992-93; Larry Marson, Randy Hall and Chris Johnstone, 1993-94; Chris Johnstone, 1994-95 to 1995-96; Chris Johnstone and Dale Dunbar, 1996-97; Dale Dunbar, 1997-98; Paul Theriault, 1998-99; Dave MacQueen, 1999-00 to 2005-06; Peter Sidorkiewicz 2006-07 to 2007-08; Robbie Ftorek 2007-08 to 2012-13, Kris Knoblauch 2012-13 to 2016-17; Chris Hartsburg 2017-18 to date.

2017-18 TEAM RECORD

	W	L	OTL	SL		W	L	OTL	SL
Overall Record:	23	35	7	3	vs. Barrie	0	2	0	0
Home Record:	17	13	4	0	vs. Flint	2	1	0	1
Road Record:	6	22	3	3	vs. Guelph	4	0	1	1
Overtime Record:	2	10			vs. Hamilton	0	2	0	0
					vs. Kingston	1	0	1	0
vs. East Division Opponents	5	4	1	0	vs. Kitchener	0	5	1	0
vs. Central Division Opponents	6	9	0	1	vs. London	1	3	2	0
vs. West Division Opponents	5	10	2	1	vs. Mississauga	1	3	0	0
vs. Midwest Division Opponents	7	12	4	1	vs. Niagara	1	4	0	1
					vs. North Bay	2	0	0	0
September Record	1	3	1	0	vs. Oshawa	1	1	0	0
October Record	6	3	0	1	vs. Ottawa	1	1	0	0
November Record	3	7	1	0	vs. Owen Sound	2	4	0	0
December Record	2	6	3	0	vs. Peterborough	2	0	0	0
January Record	1	7	1	2	vs. Saginaw	1	2	1	0
February Record	7	4	1	0	vs. Sarnia	1	3	0	0
March Record	3	5	0	0	vs. Sault Ste. Marie	0	2	0	0
					vs. Sudbury	2	0	0	0
Playoff Record:	N/A				vs. Windsor	1	2	1	0

FLINT FIREBIRDS

Dort Federal Event Center, 3501 Lapeer Road, Flint, MI 48503
 Phone: (810) 742-2004 • Fax: (810) 744-2906
 email: info@flintfirebirds.com • www.flintfirebirds.com



TEAM DIRECTORY

Governor	Rolf Nilsen
President	Jeremy Torrey
General Manager	Barclay Branch
Asst GM and Dir. of Player Development	Joe Stefan
Head Coach	Eric Wellwood
Associate Coach	Darcy Findlay
Assistant Coach	Garrett Rutledge
Goalie Coach	Greg Stefan
Athletic Trainer	Alex Covers
Equipment Manager	Mike Hildenbrand
Head Scout	Dave McParlan
Scouts	Dave McParlan, Kyle Branch, Fred Coccimiglio, Derek Langlois, Joe McCann, Mike Oliverio, Tom Watson
Director of Broadcasting and Coms.	Dominic Hennig
Director of Marketing	Karla Turner
Director of Finance	Monika Kronenberger
Academic Advisor	Nathan Riek
Head Orthopedic Physician	Dr. Matthew C. Sardelli, MD
Team Physician	Dr. James Walter, MD
Head Team Dentist	Dr. Mark Knight, DDS
Team Physical Therapist	Earl Mayhew MSPT
Yoga Teacher	Amy Cross RYT200



Rolf Nilsen



Barclay Branch



Eric Wellwood

TEAM INFORMATION

Home Arena	Dort Federal Event Center		
Dimensions of Rink	200x85	Capacity	4,400
Box Office Phone	(810) 744-0580	Arena Phone	(810) 744-0580
Press Box	(810) 519-9347		
Team Colours	Navy Blue, White, Orange and Silver		



Evan Vierling

FRANCHISE RECORD

See page 121 for complete franchise records

SEASON	NAME	GP	W	L	T	OTL	SOL	PTS	GF	GA	FINISH
2017-18	Flint Firebirds	68	20	43	-	3	2	45	194	316	5th (West)
2016-17	Flint Firebirds	68	32	28	-	3	5	72	229	242	4th (West)
2015-16	Flint Firebirds	68	20	42	-	4	2	46	184	279	5th (West)
2014-15	Plymouth Whalers	68	23	38	-	5	2	53	195	255	4th (West)
2013-14	Plymouth Whalers	68	28	33	-	0	7	63	187	238	4th (West)
2012-13	Plymouth Whalers	68	42	17	-	5	4	93	292	202	1st (West)
2011-12	Plymouth Whalers	68	47	18	-	2	1	97	279	205	1st (West)
2010-11	Plymouth Whalers	68	36	26	-	2	4	78	249	219	3rd (West)
2009-10	Plymouth Whalers	68	38	27	-	1	2	79	245	201	2nd (West)
2008-09	Plymouth Whalers	68	37	26	-	5	0	79	224	218	2nd (West)
2007-08	Plymouth Whalers	68	34	28	-	2	4	74	228	223	5th (West)
2006-07	Plymouth Whalers	68	49	14	-	2	3	103	299	173	1st (West)
2005-06	Plymouth Whalers	68	35	28	-	1	4	75	227	224	1st (West)
2004-05	Plymouth Whalers	68	30	29	6	3	-	69	198	204	2nd (West)
2003-04	Plymouth Whalers	68	32	24	9	3	-	76	220	204	2nd (West)
2002-03	Plymouth Whalers	68	43	14	9	2	-	97	259	174	1st (West)
2001-02	Plymouth Whalers	68	39	15	12	2	-	92	249	166	1st (West)
2000-01	Plymouth Whalers	68	43	15	5	5	-	96	253	162	1st (West)
1999-00	Plymouth Whalers	68	45	18	4	1	-	95	256	172	1st (West)
1998-99	Plymouth Whalers	68	51	13	4	-	-	106	313	162	1st (West)
1997-98	Plymouth Whalers	66	37	22	7	-	-	81	279	223	2nd (Western)
	Totals	1,426	761	518	56	51	40	1,669	5,059	4,462	Pct. .585

TEAM RECORDS

SEASON

Team		
Most Points	(1998-99)	106
Most Goals	(1992-93)	336
Most Goals Against	(1990-91)	378
Fewest Goals Against	(1998-99; 2000-01)	162
Individual		
Most Goals	Chad LaRose (2002-03)	61
Most Assists	Kevin Brown (1992-93)	91
Most Points	Bob Wren (1992-93)	145
Best GAA	Robert Holsinger (1998-99)	2.08

GAME

Most Goals	5
Kevin Brown (Dec. 1, 1993 vs. Niagara Falls), Kole Sherwood (Jan. 10, 2017 at Saginaw)	
Most Assists	6
Pat Peake (Mar. 17, 1993 vs. Windsor)	
Most Points	8
Kevin Brown (Dec. 1, 1993 vs. Niagara Falls)	
Most Powerplay Goals	3
Mark Lawrence (Sept. 21/92 at Kingston); Kevin Brown (Oct. 18/92 vs. Ottawa); Bob Wren (Feb. 18/93 vs. London); Eric Gooldy (Jan 9/99 vs. Belleville); James Wisniewski (Nov. 2/02 vs. London); Tom Sestito (Feb. 2/07 vs Erie)	
Most Shorthanded Goals	2
Sean Haggerty (3 times), Mark Cadotte (Sept. 26, 1997 vs. London)	
Fastest Opening Goal	0:07
Jamie Devane (Mar. 18, 2011 at Kitchener)	
Fastest Period Goal	0:07
Jamie Devane (Mar. 18, 2011 at Kitchener)	
Fastest Two Goals by One Player	0:08
Pat Barton (March 5, 1992 at Windsor - 3rd period)	

Fastest Three Goals by One Player
Justin Williams (Feb. 5, 2000 vs. Guelph - 1st period) 2:23

INDIVIDUAL GAME RECORDS – 2017-18

Most Goals	3
Nicholas Caamano (Nov. 15, 2017 vs Sarnia) Ty Dellandrea (Dec. 16, 2017 at Sarnia)	
Most Assists	3
7 times	
Most Points	5
Ty Dellandrea (Dec. 16, 2017 at Sarnia)	
Most Power-Play Goals	1
45 times	
Most Shorthanded Goals	1
9 times	
Fastest Opening Goal	0:29
Maurizio Colella (Mar. 10, 2018 vs London)	
Fastest Period Goal	0:19
Maurizio Colella (Feb. 2, 2018 vs Sarnia)	
Fastest Two Goals by One Player	2:57
Nicolas Mattinen (Dec. 2, 2017 vs Niagara)	
Fastest Three Goals by One Player	9:20
Nicholas Caamano (Nov. 15, 2017 vs Sarnia)	
Longest Point Scoring Streak (Games)	7
Ty Dellandrea (Jan. 26, 2018 to Feb. 9, 2018. 5G, 5A) Maurizio Colella (Feb. 2, 2018 to Feb. 17, 2018. 3G, 3A)	
Longest Goal Scoring Streak (Games)	5
C.J. Clarke (Feb. 8, 2018 to Feb. 17, 2018. 5G, 5A) Maurizio Colella (Oct. 8, 2017 to Oct. 21, 2017. 7G, 7A)	

FLINT FIREBIRDS

2018 OHL PRIORITY SELECTIONS

RD	NO	NAME	2017-18 CLUB	POS	HT	WT	BIRTHDATE
1	2	Vierling, Evan	York-Simcoe Express	C	6.00	145	06/20/2002
2	22	Power, Owen	Mississauga Reps	LD	6.04	210	11/22/2002
3	48	Bianconi, Michael	Toronto Jr. Canadiens	LD	5.11	152	05/19/2002
4	62	Linton, Christian	Guelph Gryphons	G	6.01	199	03/22/2002
5	82	Mansfield, Ryan	Burlington Eagles	LW	5.09	180	12/22/2002
6	102	Delime, Tyler	Peterborough Petes	LD	5.10	140	09/07/2002
7	122	Harper, Jack	Guelph Gryphons	RD	5.09	157	01/14/2002
8	142	Badal, Jacob	Detroit HoneyBaked	LW	5.11	206	10/05/2001
9	162	Clark, Chase	Toronto Nationals	G	6.01	190	04/08/2002
10	182	Boucher, Evan	Rackland Nationals	LW	5.11	170	04/03/2002
11	202	Holmes, Owen	Niagara North Stars	C	5.08	156	04/03/2002
12	222	Chabrier, Brandon	Long Island Gulls	RD	5.08	141	07/19/2002
13	242	Colavecchia, Chris	Don Mills Flyers	LD	5.11	173	09/25/2002
14	262	Robinson, Austin	Buffalo Jr. Sabres	LW	5.11	172	04/03/2002
15	282	McQueenie, Ronan	Vaughan Kings	LD	6.02	163	07/24/2002
Under-18 Priority Selection							
1	2	Paterson, Markus	Toronto Nationals	LW	6.02	182	07/13/2001
2	22	Oldham, Russ	Huron-Perth Lakers	LW	6.00	164	01/22/2001
CHL Import Draft							
1	6	Jenik, Jan	Benatky nad Jizerou HC	RW	6.01	171	09/15/2000

HEAD COACH

Eric Wellwood

Born: March 6, 1990; Windsor, ON

Coaching Record

Year	Club	GP	W	L	OTL	SOL	PTS	Finish
No OHL Coaching Record								

Coaching History

Andy Weidenbach 1990-91; Andy Weidenbach and Jim Rutherford 1991-92; Tom Webster 1992-93; Paul Maurice 1993-94 to 1994-95; Pete DeBoer 1995-96 to 2000-01; Mike Vellucci 2001-02 to 2007-08; Greg Stefan 2007-08 to 2008-09; Mike Vellucci 2008-09 to 2013-14; Don Elland 2014-15; John Gruden 2015-16; Ryan Oulahan 2016-17 to 2017-18; Eric Wellwood 2018-19 to date.

2017-18 TEAM RECORD

	W	L	OTL	SL		W	L	OTL	SL
Overall Record:	20	43	3	2	vs. Barrie	0	2	0	0
Home Record:	13	20	1	0	vs. Erie	2	1	0	1
Road Record:	7	23	2	2	vs. Guelph	2	1	1	0
Overtime Record:	8	5			vs. Hamilton	1	1	0	0
					vs. Kingston	0	2	0	0
vs. East Division Opponents	3	6	1	0	vs. Kitchener	1	2	1	0
vs. Central Division Opponents	2	7	0	1	vs. London	1	3	0	0
vs. West Division Opponents	8	20	0	0	vs. Mississauga	1	1	0	0
vs. Midwest Division Opponents	7	10	2	1	vs. Niagara	0	2	0	0
					vs. North Bay	0	1	0	1
September Record	3	0	0	0	vs. Oshawa	0	2	0	0
October Record	3	7	1	0	vs. Ottawa	1	0	1	0
November Record	1	9	1	0	vs. Owen Sound	1	3	0	0
December Record	4	6	1	0	vs. Peterborough	1	1	0	0
January Record	4	7	0	1	vs. Saginaw	1	7	0	0
February Record	1	10	0	1	vs. Sarnia	3	5	0	0
March Record	4	4	0	0	vs. Sault Ste. Marie	2	4	0	0
					vs. Sudbury	1	1	0	0
Playoff Record:	N/A				vs. Windsor	2	4	0	0

GUELPH STORM

55 Wyndham Street North, Second Floor, Guelph, Ontario N1H 7T8
 Phone: 519.837.9690 • Fax: 519.837.9692
 info@guelphstorm.com • www.guelphstorm.com



TEAM DIRECTORY

Governor
 President
 General Manager and Head Coach
 Assistant General Manager
 Associate Coach
 Assistant Coach
 Goaltending Coach
 Strength and Conditioning Coaches
 Strength and Conditioning Facility
 Skating Coach
 Athletic Therapist
 Equipment Manager
 Head Scout
 Scouts

VP, Director of Business Operations
 Office / Box Office Manager
 Community Relations Coordinator
 Media Relations Coordinator
 Business Development Coordinator
 Corporate Sales Representative
 Retail Coordinator
 Academic Advisor
 Club Physician

Mental Skills Coach

Rick Gaetz
 Rick Hoyle
 George Burnett
 Phil Golding
 Jake Grimes
 Chad Wiseman
 Matt Smith
 Wayne Burke, Adam Martin
 Pursuit Athletic Centre
 Barb Underhill
 Brendan Mooney
 Doug Robertson
 Wade Branch
 Jim Mancuso, Lui Vigilanti,
 Cameron Finbow, Bob McKinnon,
 Clair Cornish, Justin Berry
 Matt Newby
 Melanie Mohr
 Steph Coratti
 Lindsay Newby
 Sarah Twigger
 Lynn Vanschaik
 Brandon Repaci
 Coleen Driscoll
 Dr. Paul Mendonca, Dr. Ian McPhee,
 Dr. Anthony Bier, Dr. Alex Folkl,
 Dr. Arthur Eugenio, Dr. Eric Oh
 Dr. Ashwin Patel



Rick Gaetz



George Burnett



Jake Grimes



Daniil Chayka

TEAM INFORMATION

Home Arena	Sleeman Centre	Capacity	4,715 (4,981 w/ standing)
Dimensions of Rink	200' x 85'	Arena Phone	519.822.4900
Arena Manager	Rich Grau	Box Office	519.837.9690 x 102/3
Team Colours	Crimson and White	Press Box	Enter Gate 1 or Pass Holders Gate
Training Camp	Sleeman Centre		

GUELPH STORM

FRANCHISE RECORD

See page 122 for complete franchise records

SEASON	NAME	GP	W	L	T	OTL	SOL	PTS	GF	GA	FINISH
2017-18	Guelph Storm	68	30	29	-	5	4	69	228	263	4th (Midwest)
2016-17	Guelph Storm	68	21	40	-	5	2	49	202	297	5th (Midwest)
2015-16	Guelph Storm	68	13	49	-	4	2	32	156	297	5th (Midwest)
2014-15	Guelph Storm	68	38	26	-	2	2	80	237	237	3rd (Midwest)
2013-14	Guelph Storm	68	52	12	-	2	2	108	340	191	1st (Midwest)
2012-13	Guelph Storm	68	39	23	-	2	4	84	253	210	4th (Midwest)
2011-12	Guelph Storm	68	31	31	-	2	4	68	234	238	4th (Midwest)
2010-11	Guelph Storm	68	34	27	-	4	3	75	249	258	4th (Midwest)
2009-10	Guelph Storm	68	35	29	-	3	1	74	242	255	3rd (Midwest)
2008-09	Guelph Storm	68	35	26	-	4	3	77	226	209	2nd (Midwest)
2007-08	Guelph Storm	68	34	25	-	5	4	77	213	187	3rd (Midwest)
2006-07	Guelph Storm	68	33	23	-	3	9	78	215	200	3rd (Midwest)
2005-06	Guelph Storm	68	40	24	-	1	3	84	232	206	3rd (Midwest)
2004-05	Guelph Storm	68	23	34	10	1	-	57	167	189	5th (Midwest)
2003-04	Guelph Storm	68	49	14	5	0	-	103	276	182	2nd (Midwest)
2002-03	Guelph Storm	68	29	28	9	2	-	69	217	208	3rd (Midwest)
2001-02	Guelph Storm	68	37	23	7	1	-	82	264	235	2nd (Midwest)
2000-01	Guelph Storm	68	34	23	9	2	-	79	227	205	2nd (Midwest)
1999-00	Guelph Storm	68	29	34	4	1	-	63	250	256	4th (Midwest)
1998-99	Guelph Storm	68	44	22	2	-	-	90	300	218	1st (Midwest)
1997-98	Guelph Storm	66	42	18	6	-	-	90	263	189	1st (Central)
1996-97	Guelph Storm	66	35	25	6	-	-	78	300	251	2nd (Central)
1995-96	Guelph Storm	66	45	16	5	-	-	95	297	186	1st (Central)
1994-95	Guelph Storm	66	47	14	5	-	-	99	330	200	1st (Central)
1993-94	Guelph Storm	66	32	28	6	-	-	70	323	290	3rd (Emms)
1992-93	Guelph Storm	66	27	33	6	-	-	60	298	360	7th (Emms)
	Team Totals	1,822	912	727	91	49	43	2,009	6,774	6,442	Pct. .551

TEAM RECORDS

SEASON

Team		
Most Points	(2013-14)	108
Most Goals	(1974-75)	469
Most Goals Against	(1991-92)	435
Fewest Goals Against	(1995-96)	186
Individual		
Most Goals	Steve Shutt (1970-71)	70
Most Assists	Bruce Boudreau (1974-75)	97
Most Points	Bruce Boudreau (1974-75)	165
Best G.A.A.	Thomas McCollum (2007-08)	2.39

GAME

Most Goals		6
Mario Simioni (Oct 17, 1982 vs Guelph), Garry Lacey (Jan 15, 1984 vs Kingston), Steve Thomas (Mar 11, 1984 vs Kingston), Jack MacKeigan (Jan 4, 1986 vs Ottawa)		
Most Assists		7
Tim Armstrong (Jan 4, 1986 vs Ottawa)		
Most Points		10
Steve Thomas (Mar 11, 1984 vs Kingston)		
Most Powerplay Goals		3
Todd Bidner (Dec 10, '80 vs Oshawa), Jeff Triano (Oct 10, '82 at Kingston), Jeff Bes (Nov 27, '91 vs Sault Ste. Marie), Jamie Wright (Sep 29, '94 vs Kitchener), Brian Willisie (Sep 27, '96 vs Oshawa), Colt King (Oct. 15, '00 at Mississauga), Brandon Buck (Jan. 2, '08 at Erie), Drew Daughy (Sep. 30, '07 vs London)		
Most Shorthanded Goals		2
7 times.		
Fastest Opening Goal		0:09
Sylvain Cloutier (Feb 26, 1992 at Owen Sound) Jamie Wright (Mar 18, 1994 at London)		
Fastest Period Goal		0:09
John Tonelli (Nov 17, '74 at Sault Ste. Marie), Mario Simioni (Dec 13, '81 vs Kitchener), Yvon Corriveau (Mar 8, '86 vs Ottawa), Jamie Wright (Oct 6, '95 vs Detroit)		

18

Fastest Two Goals by One Player 0:05
Bruce Boudreau (Feb 16, 1975 vs Peterborough - 2nd period)

Fastest Three Goals by One Player 0:39
Mark Napier (Dec 15, 1974 vs Oshawa - 3rd period)

INDIVIDUAL GAME RECORDS – 2017-18

Most Goals		3
Isaac Ratcliffe (Jan. 26, 2018 vs Flint and Mar. 2, 2018 vs Flint); James McEwan (Nov. 17, 2017 at Kitchener); Nate Schnarr (Dec. 6, 2017 at Hamilton); Barret Kirwin (Dec. 2, 2017 at Owen Sound)		
Most Assists		4
Ryan Merkley (Nov. 12, 2017 vs Sudbury)		
Most Points		4
7 times		
Most Power-Play Goals		2
Isaac Ratcliffe (Jan. 26, 2018 vs Flint and Mar. 2, 2018 vs Flint); James McEwan (Nov. 17, 2017 at Kitchener); Cam Hillis (Nov. 12, 2017 vs Sudbury)		
Most Shorthanded Goals		1
11 times		
Fastest Opening Goal		0:15
Nate Schnarr (Oct. 7, 2017 vs Kitchener)		
Fastest Period Goal		0:15
Nate Schnarr (Oct. 7, 2017 vs Kitchener)		
Fastest Two Goals by One Player		2:03
Givani Smith (Jan. 5, 2018 vs Owen Sound)		
Fastest Three Goals by One Player		9:07
Isaac Ratcliffe (Mar. 2, 2018 vs Flint)		
Longest Point Scoring Streak (Games)		10
Ryan Merkley (Nov. 19, 2017 to Dec. 15, 2017. 4G, 4A)		
Longest Goal Scoring Streak (Games)		6
Isaac Ratcliffe (Jan. 21, 2018 to Feb. 2, 2018. 8G, 8A)		

2018 OHL PRIORITY SELECTIONS

RD	NO	NAME	2017-18 CLUB	POS	HT	WT	BIRTHDATE
1	7	Chayka, Daniil	Toronto Jr. Canadiens	LD	6.02	173	10/22/2002
2	36	Terry, Zack	Oakville Rangers	RD	6.01	180	04/05/2002
2	38	Collins, Ty	York-Simcoe Express	RW	6.00	157	06/11/2002
3	47	Smith, Spencer	Niagara North Stars	C	5.08	152	05/20/2002
4	67	Bennett, Owen	Halton Hills Hurricanes	G	6.02	190	04/11/2002
5	91	Walker, Cooper	Cambridge Hawks	C	5.08	140	07/11/2002
6	107	McFarlane, Ben	Cambridge Hawks	RW	5.07	149	08/09/2002
7	127	Papais, Matthew	Mississauga Reps	RW	5.10	164	01/29/2002
8	146	Profaca, Luka	Mississauga Senators	RD	6.00	166	03/30/2002
9	170	Pepper, Quinton	London Jr. Knights	RW	6.00	167	01/31/2002
10	187	Calafore, Anthony	Long Island Gulls	RW	5.09	160	04/06/2002
11	207	Craig, Will	Peterborough Petes	G	6.01	188	05/16/2002
12	227	Martino, Ayrton	Toronto Titans	LW	5.08	142	09/28/2002
13	247	Marra, Joseph	Guelph Gryphons	RW	5.06	168	03/04/2002
13	252	Kelly, Jacob	Elliot Lake Wildcats	RW	5.09	163	07/05/2000
14	267	Garvey, Cameron	Oakville Rangers	C	5.08	148	07/23/2002
15	283	Teasdale, Joseph	Oakland Jr. Grizzlies	C	5.07	161	11/19/2002

Under-18 Priority Selection							
1	7	Wickware, Tanner	Guelph Gryphons	G	6.02	168	02/15/2001
2	27	Coulson, Jacob	Vaughan Kings	C	5.10	153	02/18/2001
3	44	Mabey, David	Waterloo Wolves	LD	6.03	173	09/05/2001

HEAD COACH

George Burnett

Born: Port Perry, Ontario, March 25, 1962

Coaching Record

Year	Club	GP	W	L	T	OTL	SL	PTS	Finish
1989-90	Niagara Falls Thunder	46	19	25	2	-	-	40	6th (Emms)
1990-91	Niagara Falls Thunder	66	39	18	9	-	-	87	2nd (Emms)
1991-92	Niagara Falls Thunder	66	39	23	4	-	-	82	2nd (Emms)
1997-98	Guelph Storm	66	42	18	6	-	-	90	1st (Central)
2000-01	Oshawa Generals	68	20	36	7	5	-	52	5th (East)
2001-02	Oshawa Generals	68	23	33	7	5	-	58	4th (East)
2002-03	Oshawa Generals	68	34	30	2	2	-	72	4th (East)
2003-04	Oshawa Generals	68	30	29	8	1	-	69	3rd (East)
2004-05	Belleville Bulls	68	29	29	6	4	-	68	3rd (East)
2005-06	Belleville Bulls	68	32	28	-	5	3	72	3rd (East)
2006-07	Belleville Bulls	68	39	24	-	0	5	83	1st (East)
2007-08	Belleville Bulls	68	48	14	-	4	2	102	1st (East)
2008-09	Belleville Bulls	68	47	17	-	2	2	98	1st (East)
2009-10	Belleville Bulls	68	20	40	-	2	6	48	5th (East)
2010-11	Belleville Bulls	68	21	43	-	0	4	46	4th (East)
2011-12	Belleville Bulls	68	35	32	-	1	0	71	2nd (East)
2012-13	Belleville Bulls	68	44	16	-	5	3	96	1st (East)
2013-14	Belleville Bulls	68	23	38	-	4	3	53	4th (East)
2014-15	Belleville Bulls	68	27	33	-	3	5	62	4th (East)
2015-16	Hamilton Bulldogs	68	25	35	-	8	0	58	5th (East)
2017-18	Guelph Storm	68	30	29	-	4	6	69	4th (Midwest)
	OHL Totals	1,400	666	590	51	56	37	1,476	Pct. .527

Coaching History: Ron Ivany, Mike Kelly and Bill LaForge, 1991-92; John Lovell, 1992-93 to 1993-94; Craig Hartsburg 1994-95; E.J. McGuire 1995-96 to 1996-97; George Burnett 1997-98; Geoff Ward, 1998-99; Paul Gillis, 1999-00; Jeff Jackson, 2000-01 to 2001-02; Jeff Jackson and Shawn Camp 2002-03, Shawn Camp 2003-04, Dave Barr 2004-05 to 2007-08; Jason Brooks 2008-09 to 2010-11; Scott Walker 2010-11 to 2013-14; Scott Walker and Bill Stewart 2014-15; Bill Stewart and Jarrod Skalde 2015-16; Jarrod Skalde 2016-17; George Burnett 2017-18 to date.

2017-18 TEAM RECORD

	W	L	OTL	SL		W	L	OTL	SL
Overall Record:	30	29	5	4	vs. Barrie	1	1	0	0
Home Record:	17	10	5	2	vs. Erie	2	3	0	1
Road Record:	13	19	0	2	vs. Flint	2	1	1	0
Overtime Record:	7	7			vs. Hamilton	2	0	0	0
					vs. Kingston	2	0	0	0
vs. East Division Opponents	7	2	0	1	vs. Kitchener	3	4	1	0
vs. Central Division Opponents	4	6	0	0	vs. London	2	3	1	0
vs. West Division Opponents	7	9	2	2	vs. Mississauga	0	2	0	0
vs. Midwest Division Opponents	12	12	3	1	vs. Niagara	0	2	0	0
					vs. North Bay	2	0	0	0
September Record	2	1	0	1	vs. Oshawa	1	1	0	0
October Record	5	5	0	1	vs. Ottawa	1	0	0	1
November Record	5	4	1	0	vs. Owen Sound	5	2	1	0
December Record	6	4	0	1	vs. Peterborough	1	1	0	0
January Record	6	5	0	0	vs. Saginaw	3	1	0	0
February Record	3	6	2	1	vs. Sarnia	0	2	1	1
March Record	3	4	2	0	vs. Sault Ste. Marie	0	3	0	1
					vs. Sudbury	1	1	0	0
Playoff Record:	2	4			vs. Windsor	2	2	0	0

HAMILTON BULLDOGS

FirstOntario Centre, 101 York Boulevard, Hamilton, ON L8R 3L4
Phone: 905.529.8500 • Fax: 905.777.2360
email: info@hamiltonbulldogs.com • www.hamiltonbulldogs.com



TEAM DIRECTORY

Owner	Michael Andlauer
Minority Owner	Gord Simmonds
President and General Manager	Steve Staios
Head Coach	Dave Matsos
Assistant GM	Ian Meagher
Associate Coach	Vince Laise
Assistant Coach	Ron Wilson
Goaltending Coach	Nick Grainger
Video/Assistant Coach	Patrick Jarrett
Athletic Therapist	J.P. Laciak
Athletic Therapy Student	Evan Knapp-Fisher
Director of Sports Science	Matt Nichol
Strength and Conditioning Coach	Justin Brooks
Equipment Manager	Kasey LaMorre
Assistant Equipment Manager	Dan Bushey
Director of Player Personnel	Matt Turek
Head Scout	Dave Gray
Scouts	Trevor Gallant, Paul Beraldo, Jimmy McGroarty, Justin Collins, Kevin Gould, Barrie Moore, Beau Moyer
Sr. Director of Operations	Peggy Chapman
Sr. Director of Business Development	Jeff Elia
Controller	Stefano Reale
Accounting Clerk	Dawna Ebert
Communications Coord./Play-by-play	Stew Kernan
Academic Advisor	Sean Nicholson
Team Doctor	Dr. Robinson
Team Dentist	Dr. Chithalen



Michael Andlauer



Steve Staios



Dave Matsos



Logan Morrison

TEAM INFORMATION

Home Arena:	FirstOntario Centre	Capacity:	17,383
Dimensions:	200x85		
Box Office Phone:	905.546.4040	Arena Phone:	905.564.2601
Arena Manager:	Scott Warren		
Press Box Location:	4th floor across the catwalk		
Media Room:	Beside main media/security entrance		
Team Colours:	Black and Gold	Training Camp:	FirstOntario Centre
Affiliated Team:	Ancaster Avalanche		

20

FRANCHISE RECORD

See page 123 for complete franchise records

SEASON	NAME	GP	W	L	T	OTL	SOL	PTS	GF	GA	FINISH
2017-18	Hamilton Bulldogs	68	43	18	-	4	3	93	252	207	1st (East)
2016-17	Hamilton Bulldogs	68	33	27	-	4	4	74	238	225	4th (East)
2015-16	Hamilton Bulldogs	68	25	35	-	8	0	58	197	260	5th (East)
2014-15	Belleville Bulls	68	27	33	-	3	5	62	203	246	4th (East)
2013-14	Belleville Bulls	68	23	38	-	4	3	53	206	285	4th (East)
2012-13	Belleville Bulls	68	44	16	-	5	3	96	228	167	1st (East)
2011-12	Belleville Bulls	68	35	32	-	1	0	71	200	221	2nd (East)
2010-11	Belleville Bulls	68	21	43	-	0	4	46	175	271	4th (East)
2009-10	Belleville Bulls	68	20	40	-	2	6	48	189	263	5th (East)
2008-09	Belleville Bulls	68	47	17	-	2	2	98	258	176	1st (East)
2007-08	Belleville Bulls	68	48	14	-	4	2	102	280	175	1st (East)
2006-07	Belleville Bulls	68	39	24	-	0	5	83	260	227	1st (East)
2005-06	Belleville Bulls	68	32	28	-	5	3	72	202	225	3rd (East)
2004-05	Belleville Bulls	68	29	29	6	4	-	68	176	208	3rd (East)
2003-04	Belleville Bulls	68	15	44	8	1	-	39	172	279	5th (East)
2002-03	Belleville Bulls	68	33	27	6	2	-	74	195	200	3rd (East)
2001-02	Belleville Bulls	68	39	23	4	2	-	84	279	218	1st (East)
2000-01	Belleville Bulls	68	37	23	5	3	-	82	275	224	1st (East)
1999-00	Belleville Bulls	68	44	22	2	0	-	90	319	227	2nd (East)
1998-99	Belleville Bulls	68	39	22	7	-	-	85	334	246	2nd (East)
1997-98	Belleville Bulls	66	41	22	3	-	-	85	315	239	2nd (Eastern)
1996-97	Belleville Bulls	66	22	37	7	-	-	51	235	278	5th (Eastern)
1995-96	Belleville Bulls	66	35	26	5	-	-	75	300	250	3rd (Eastern)
1994-95	Belleville Bulls	66	32	31	3	-	-	67	295	287	4th (Eastern)
1993-94	Belleville Bulls	66	32	28	6	-	-	70	303	264	4th (Leyden)
Franchise Totals		2,492	1,212	1,077	109	54	40	2,627	9,822	9,455	Pct. .527

TEAM RECORDS

SEASON

Team

Most Points	(2007-08)	102
Most Goals	(1984-85)	390
Most Goals Against	(1986-87)	347
Fewest Goals Against	(2007-08)	175

Individual

Most Goals	Dave MacLean (1984-85)	64
	Randy Rowe (2000-01)	
Most Assists	Dave MacLean (1984-85)	90
Most Points	Dave MacLean (1984-85)	154
Best G.A.A.	Mike Murphy (2008-09)	2.08

GAME

Most Goals	5
Brent Gretzky (Jan. 7, 1992 at Sudbury), Joe Coombs (Jan. 26, 1996 at Kingston)	
Most Assists	7
Brad Gratton (Jan. 9, 1987 vs. Ottawa)	
Most Points	8
Dan Quinn (Jan. 8, 1983 vs. Guelph); Jason Lafreniere (Dec. 11, 1985 vs. London); Brad Gratton (Jan. 9, 1987 vs. Ottawa); Jason Spezza (Feb. 9, 2002 vs. London and March 9, 2002 vs. Toronto)	
Most Powerplay Goals	4
Jonathan Cheechoo (Feb. 26, 2000 vs. Oshawa)	
Most Shorthanded Goals	2
7 times	
Fastest Opening Goal	0:07
Mike Savage (Jan. 1, 1984 vs. Kingston)	
Fastest Period Goal	0:06
Matt Beleskey (Oct. 7, 2006 vs Kingston)	
Fastest Two Goals by One Player	0:07
Stan Drulia (Nov. 17, 1985 at Toronto - 1st period)	
Fastest Three Goals by One Player	5:30
Jarret Reid (Jan. 28, 1994 at Oshawa)	

INDIVIDUAL GAME RECORDS – 2017-18

Most Goals	3
Brandon Saigeon (Feb. 2, 2018 at Kitchener and Dec. 28, 2017 vs Mississauga); Benjamin Gleason (Nov. 24, 2017 at Oshawa); Marian Studenic (Mar. 17, 2018 at Peterborough); Will Bitten (Jan. 20, 2018 at Ottawa)	
Most Assists	4
Will Bitten (Nov. 24, 2017 at Oshawa)	
Most Points	5
Will Bitten (Nov. 24, 2017 at Oshawa)	
Most Power-Play Goals	3
Benjamin Gleason (Nov. 24, 2017 at Oshawa)	
Most Shorthanded Goals	1
9 times	
Fastest Opening Goal	0:15
Will Bitten (Nov. 18, 2017 at Ottawa)	
Fastest Period Goal	0:15
Will Bitten (Nov. 18, 2017 at Ottawa)	
Fastest Two Goals by One Player	1:14
Benjamin Gleason (Nov. 24, 2017 at Oshawa)	
Fastest Three Goals by One Player	14:18
Will Bitten (Jan. 20, 2018 at Ottawa)	
Longest Point Scoring Streak (Games)	14
Nicholas Caamano (Dec. 1, 2017 to Jan. 13, 2018. 9G, 9A)	
Longest Goal Scoring Streak (Games)	4
MacKenzie Entwistle (Feb. 24, 2018 to Mar. 2, 2018. 4G, 4A)	
Brandon Saigeon (Dec. 15, 2017 to Dec. 30, 2017. 6G, 6A)	
Arthur Kaliyev (Nov. 5, 2017 to Nov. 15, 2017. 4G, 4A)	
Nicholas Caamano (Jan. 5, 2018 to Jan. 13, 2018. 5G, 5A)	
Matthew Strome (Feb. 17, 2018 to Feb. 24, 2018. 4G, 4A)	
Matthew Strome (Dec. 28, 2017 to Jan. 3, 2018. 6G, 6A)	

HAMILTON BULLDOGS

2018 OHL PRIORITY SELECTIONS

RD	NO	NAME	2017-18 CLUB	POS	HT	WT	BIRTHDATE
1	18	Morrison, Logan	Guelph Gryphons	C	5.09	142	07/09/2002
2	34	Renwick, Michael	Mississauga Reps	RD	5.11	168	01/26/2002
2	37	Young, Davis	Mississauga Reps	C	5.10	175	01/03/2002
5	95	Costantini, Marco	Vaughan Kings	G	5.11	144	08/04/2002
5	98	Jenkins, Frank	Detroit HoneyBaked	LD	6.01	202	09/25/2002
6	101	Diazo, George	London Jr. Knights	C	5.05	161	02/14/2002
6	118	Hayes, Avery	Detroit HoneyBaked	C/RW	5.08	144	10/10/2002
7	138	Schmiedlin, Patrick	Calver Academy Eagles Prep	C	5.11	160	03/20/2002
8	158	Strachan, Robert	Don Mills Flyers	LD	6.03	168	01/30/2002
9	167	Hlusiak, Rylee	Barrie Jr. Colts	RW	5.09	179	06/03/2002
9	178	Britton, Andrew	Guelph Gryphons	LW	5.11	146	05/30/2002
10	198	O'Hara, Cole	Toronto Jr. Canadiens	RW	5.08	140	06/20/2002
11	218	Brown, Ryan	Oakville Rangers	LW	5.11	155	04/02/2002
12	229	Tverberg, Ryan	Toronto Jr. Canadiens	C	5.06	145	01/30/2002
13	258	Sova, Nicholas	Oakland Jr. Grizzlies	RD	5.11	161	05/27/2002
14	278	Duarte, Mark	Hamilton Huskies	C	5.11	149	09/27/2002
15	298	Costantini, Matteo	Niagara North Stars	C	5.08	153	08/16/2002
Under-18 Priority Selection							
1	18	Beaver, Damon	Whitby Wildcats	G	5.09	138	09/20/2001
2	38	Chisholm, Sean	Hamilton Jr. Bulldogs	LW	5.11	178	01/26/2001
3	52	Cordeiro, Nick	Mississauga Rebels	C	5.11	175	07/14/2001
CHL Import Draft							
1	54	Broberg, Philip	AIK IF Jr.	LD	6.03	198	06/25/2001
2	114	Fleischer, Tim	Jungadler Mannheim U19	C	6.00	154	09/29/2000

HEAD COACH

David Matsos

Born: November 12, 1973 in Burlington, ON

Coaching Record

Year	Club	GP	W	L	OTL	SL	PTS	Finish
2014-15	Sudbury Wolves	34	5	29	0	0	10	-
2015-16	Sudbury Wolves	68	16	46	5	1	38	5th (Central)
2016-17	Sudbury Wolves	68	27	34	7	0	61	2nd (Central)
OHL Totals		170	48	109	12	1	109	Pct. .321

Coaching History Larry Mavety 1981-82 to 1987-88, Danny Flynn 1988-89 to 1989-90, Shawn MacKenzie 1990 (playoffs), Larry Mavety 1990-91 to 1996-97, Lou Crawford 1997-98 to 1999-00, Jim Hulton 2000-01 to 2002-03, James Boyd 2003-04, George Burnett 2004-05 to 2015-16; John Gruden 2016-17 to 2017-18; David Matsos 2018-19 to date.

2017-18 TEAM RECORD

	W	L	OTL	SL		W	L	OTL	SL
Overall Record:	43	18	4	3	vs. Barrie	1	3	0	0
Home Record:	22	9	0	3	vs. Erie	2	0	0	0
Road Record:	21	9	4	0	vs. Flint	1	0	1	0
Overtime Record:	3	4			vs. Guelph	0	2	0	0
					vs. Kingston	4	1	0	1
vs. East Division Opponents	20	2	1	1	vs. Kitchener	0	2	0	0
vs. Central Division Opponents	15	7	1	1	vs. London	1	0	0	1
vs. West Division Opponents	5	3	2	0	vs. Mississauga	6	0	0	0
vs. Midwest Division Opponents	3	6	0	1	vs. Niagara	1	3	1	1
					vs. North Bay	3	1	0	0
September Record	2	1	0	0	vs. Oshawa	6	0	0	0
October Record	4	3	1	3	vs. Ottawa	5	0	0	0
November Record	9	2	1	0	vs. Owen Sound	0	2	0	0
December Record	8	2	1	0	vs. Peterborough	5	1	1	0
January Record	8	3	0	0	vs. Saginaw	2	0	0	0
February Record	7	5	0	0	vs. Sarnia	0	1	1	0
March Record	5	2	1	0	vs. Sault Ste. Marie	1	1	0	0
					vs. Sudbury	4	0	0	0
Playoff Record:	16	5			vs. Windsor	1	1	0	0

KINGSTON FRONTENACS

1 The Tragically Hip Way, Kingston, Ontario K7K 0B4
 Phone: 613.542.4042 • Fax: 613.542.2834
 info@kingstonfrontenacs.com • www.kingstonfrontenacs.com



TEAM DIRECTORY

President and Governor	Douglas Springer
President, Hockey Operations	Doug Gilmour
General Manager	Darren Keily
Head Coach	Kurtis Foster
Associate Coach	Luca Caputi
Assistant Coach	Phil Mangan
Asst. Coach/Skills and Development	Chris Longo
Goaltender Coach	Dave Franco
Video Coach	Troy Paquette
Head Athletic Therapist/Strength Coach	Chris Trivieri
Equipment Manager	Chris Cook
Assistant Equipment Manager	Kevin Walker
Head Scout	Aaron Van Leusen
Director of Player Development	Craig Nelson
Scouts	Dick Cherry, Jason Maleyko, Adam Dewan, Jack Walchessen, Jake Gilmour, Rob McCrae
Executive Director of Business Ops.	Justin Chenier
Mgr of Bus. Analytics and Sales Strat.	Colin Bowness
Coord. of Marketing and Media	Jordan Jackson
Coord. of Game Operations	Morgan Reynolds
Administration & Merchandise	Brenda Mavety
Account Executive	Dave Coulter
Academic Advisors	Mike Hamilton
	Kim Hulton
Club Physician	Dr. Jen Hacking
Club Dentist	Dr. I.A. Cameron




Douglas Springer



Doug Gilmour



Kurtis Foster



Jake Murray

TEAM INFORMATION

Home Arena	Leon's Centre	Capacity	5,614
Dimensions	200' x 85'		
Arena Manager	Lynn Carlotto	Arena Phone	613-650-5000
Media Box	400 Level behind section 112		
Media Room	400 Level behind section 107		
Team Colours	Black, Gold, White	Training Camp	Leon's Centre
Affiliate Team	Trenton Golden Hawks	Manager	Marty Abrams

KINGSTON FRONTENACS

FRANCHISE RECORD

See page 123 for complete franchise records

SEASON	NAME	GP	W	L	T	OTL	SOL	PTS	GF	GA	FINISH
2017-18	Kingston Frontenacs	68	36	23	-	6	3	81	243	202	2nd (East)
2016-17	Kingston Frontenacs	68	33	26	-	5	4	75	179	200	3rd in (East)
2015-16	Kingston Frontenacs	68	46	17	-	3	2	97	252	189	1st in (East)
2014-15	Kingston Frontenacs	68	32	28	-	5	3	72	196	197	3rd in (East)
2013-14	Kingston Frontenacs	68	39	23	-	3	3	84	301	255	3rd in (East)
2012-13	Kingston Frontenacs	68	27	35	-	3	3	60	217	273	3rd in (East)
2011-12	Kingston Frontenacs	68	19	41	-	3	5	46	188	290	5th in (East)
2010-11	Kingston Frontenacs	68	29	30	-	4	5	67	245	279	3rd in (East)
2009-10	Kingston Frontenacs	68	33	30	-	2	3	71	229	251	2nd in (East)
2008-09	Kingston Frontenacs	68	18	40	-	6	4	46	200	278	5th in (East)
2007-08	Kingston Frontenacs	68	25	41	-	0	2	52	230	317	5th in (East)
2006-07	Kingston Frontenacs	68	31	30	-	5	2	69	269	284	3rd in (East)
2005-06	Kingston Frontenacs	68	37	24	-	4	3	81	258	237	2nd in (East)
2004-05	Kingston Frontenacs	68	28	33	4	3	-	63	219	242	4th in (East)
2003-04	Kingston Frontenacs	68	30	28	7	3	-	70	210	221	2nd in (East)
2002-03	Kingston Frontenacs	68	25	37	2	4	-	56	222	287	5th in (East)
2001-02	Kingston Frontenacs	68	18	37	9	4	-	49	197	272	5th in (East)
2000-01	Kingston Frontenacs	68	28	28	11	1	-	68	232	218	4th in (East)
1999-00	Kingston Frontenacs	68	38	22	5	3	-	84	258	245	3rd in (East)
1998-99	Kingston Frontenacs	68	22	42	4	-	-	48	240	320	5th in (East)
1997-98	Kingston Frontenacs	66	35	27	4	-	-	74	330	275	3rd in (Eastern)
1996-97	Kingston Frontenacs	66	25	35	6	-	-	56	257	277	4th in (Eastern)
1995-96	Kingston Frontenacs	66	29	31	6	-	-	64	266	267	5th in (Eastern)
1994-95	Kingston Frontenacs	66	40	19	7	-	-	87	284	224	1st in (Eastern)
1993-94	Kingston Frontenacs	66	30	28	8	-	-	68	265	259	5th in (Leyden)
Franchise Totals		3,036	1,295	1,460	172	67	42	2,871	11,822	12,869	Pct. .473

TEAM RECORDS

SEASON

Team		
Most Points	(2015-16)	97
Most Goals	(1975-76)	357
Most Goals Against	(1987-88)	432
Fewest Goals Against	(2015-16)	189
Individual		
Most Goals	Bernie Nicholls (1980-81)	63
Most Assists	Tim Salmon (1983-84)	100
Most Points	Bernie Nicholls (1980-81)	152
Best G.A.A.	Lucas Peressini (2014-15)	2.32

GAME

Most Goals	6
Kevin Conway (Feb 3, 1983 vs Belleville)	
Most Assists	7
Mike O'Connell (Nov 7, 1974 vs Hamilton)	
Most Points	8
Scott Howson (Nov 25, 1979 vs Kitchener)	
Most Powerplay Goals	4
Kevin Conway (Feb 3, 1983 vs Belleville)	
Most Shorthanded Goals	2
Scott Howson (Jan 9, 1979 at Ottawa), Greg Clancy (Jan 22, 1993 vs Newmarket), Steve Parson (Feb 18, 1994 vs Oshawa), Andrew Ianiero (Jan. 8, 2000 vs. Barrie)	
Fastest Opening Goal	0:08
Jason Snow (Nov 17, 1988 vs North Bay), Chris Allen (Feb 9, 1996 vs Barrie)	
Fastest Period Goal	0:08
Colin Chalk (Dec 7, 1995 at Windsor - 3rd period)	
Fastest Two Goals by One Player	0:10
Geoff Schneider (Dec 1, 1990 vs Ottawa - 3rd period)	
Fastest Three Goals by One Player	0:28
Brad Rhiness (Nov 2, 1975 vs Windsor)	

INDIVIDUAL GAME RECORDS – 2017-18

Most Goals	3
Gabriel Vilardi (Feb. 7, 2018 at Oshawa); Jason Robertson (Jan. 7, 2018 at Niagara); Cliff Pu (Jan. 6, 2018 at Barrie)	
Most Assists	5
Jason Robertson (Jan. 6, 2018 at Barrie)	
Most Points	5
Gabriel Vilardi (Jan. 27, 2018 at Ottawa) Jason Robertson (Jan. 6, 2018 at Barrie)	
Most Power-Play Goals	2
Gabriel Vilardi (Jan. 19, 2018 vs Hamilton); Jason Robertson (Jan. 7, 2018 at Niagara and Feb. 14, 2018 at Ottawa); Cliff Pu (Mar. 9, 2018 vs Ottawa 67's)	
Most Shorthanded Goals	1
6 times	
Fastest Opening Goal	0:34
Linus Nyman (Sep. 23, 2017 vs Mississauga)	
Fastest Period Goal	0:21
Jason Robertson (Mar. 7, 2018 at Oshawa)	
Fastest Two Goals by One Player	2:17
Jason Robertson (Nov. 24, 2017 at Windsor)	
Fastest Three Goals by One Player	15:38
Gabriel Vilardi (Feb. 7, 2018 at Oshawa)	
Longest Point Scoring Streak (Games)	9
Linus Nyman (Dec. 15, 2017 to Jan. 7, 2018. 8G, 8A) Gabriel Vilardi (Jan. 26, 2018 to Feb. 14, 2018. 6G, 6A) Linus Nyman (Jan. 21, 2018 to Feb. 11, 2018. 10G, 10A)	
Longest Goal Scoring Streak (Games)	6
Jason Robertson (Jan. 21, 2018 to Feb. 3, 2018. 7G, 7A)	

2018 OHL Priority Selections

RD	NO	NAME	2017-18 CLUB	POS	HT	WT	BIRTHDATE
1	13	Murray, Jake	Oakville Rangers	RD	6.02	190	04/11/2002
4	73	Wisdom, Zayde	Toronto Jr. Canadiens	C	5.10	215	07/07/2002
5	93	Ryan, Bryce	Windsor AAA Zn Jr. Spitfires	C	6.00	163	02/10/2002
7	133	Onuska, Mathias	Waterloo Wolves	G	6.01	178	05/30/2002
8	151	Haynes, Thomas	Mississauga Senators	LD	6.00	163	02/06/2002
9	173	Mercer, Kallaway	Toronto Marlboros	LW	5.10	164	07/17/2002
10	193	Babcock, Liam	Vaughan Kings	C	6.00	168	01/14/2002
11	213	Wong, Matthew	Toronto Marlboros	RD	5.10	173	01/23/2002
12	233	Air, Owen	Don Mills Flyers	C	5.07	158	04/09/2002
13	253	Caulfield, Alexander	Smiths Falls Bears	LD	5.11	155	01/20/2002
14	273	Bortkiewicz, Tyler	Oakville Rangers	LW	5.09	158	05/11/2002
15	287	Stahlbaum, Boyd	Peterborough Petes	LW	5.07	154	07/18/2002
16	293	Dingle, Sam	Kingston Frontenacs	G	5.10	144	11/29/2002
Under-18 Priority Selection							
1	13	Zebede, Matthew	Richmond Hill Coyotes	RW	5.09	142	10/15/2001
2	33	Waddick, Jack	Halton Hills Hurricanes	G	6.00	185	03/03/2001
3	49	Last, Cameron	Rockland Nationals	C	5.10	133	11/30/2001
CHL Import Draft							
1	39	Derungs, Ian	Kloten EHC Sports AG Jr.	LW	5.08	161	12/31/1999

HEAD COACH

Kurtis Foster

Born: November 24, 1981 in Carp, ON

Coaching Record

Year	Club	GP	W	L	OTL	SL	PTS	Finish
------	------	----	---	---	-----	----	-----	--------

No OHL Coaching Record.

Coaching History

Jack (Red) Bownass, 1973-74 to 1974-75; Jim Morrison, 1975-76 to 1981-82; Rod Graham, 1982-83; Rick Cornacchia, 1983-84; Rick Cornacchia and Jim Dorey, 1984-85; Fred O'Donnell, 1985-86 to 1986-87; Jacques Tremblay and Jim Dorey, 1987-88; Larry Mavety, 1988-89 to 1989-90; Randy Hall, 1990-91; Paul Cook, 1991-92; Dave Allison, 1992-93 to 1993-94; Gary Agnew, 1994-95 to 1996-97; Larry Mavety 1997-98 to 2002-03; Larry Mavety and Greg Bignell 2002-03; Jim Hulton 2003-04 to 2005-06; Bruce Cassidy 2006-07 to 2007-08; Larry Mavety 2007-08 to 2008-09; Doug Gilmour 2008-09 to 2010-11; Todd Gill 2011-12 to 2013-14; Paul McFarland 2014-15 to 2016-17; Jay Varady 2017-18; Kurtis Foster 2018-19 to date.

2017-18 TEAM RECORD

	W	L	OTL	SL		W	L	OTL	SL
Overall Record:	36	23	6	3	vs. Barrie	3	1	0	0
Home Record:	22	6	5	1	vs. Erie	1	1	0	0
Road Record:	14	17	1	2	vs. Flint	2	0	0	0
Overtime Record:	4	8			vs. Guelph	0	2	0	0
					vs. Hamilton	2	1	2	1
vs. East Division Opponents	17	9	2	2	vs. Kitchener	1	1	0	0
vs. Central Division Opponents	11	6	1	0	vs. London	1	1	0	0
vs. West Division Opponents	4	3	2	1	vs. Mississauga	1	2	1	0
vs. Midwest Division Opponents	4	5	1	0	vs. Niagara	3	1	0	0
					vs. North Bay	3	1	0	0
September Record	3	1	0	0	vs. Oshawa	5	3	0	0
October Record	3	4	1	2	vs. Ottawa	6	2	0	0
November Record	8	2	1	1	vs. Owen Sound	1	0	1	0
December Record	4	5	1	0	vs. Peterborough	4	3	0	1
January Record	7	4	1	0	vs. Saginaw	1	0	1	0
February Record	7	2	2	0	vs. Sarnia	1	1	0	0
March Record	4	5	0	0	vs. Sault Ste. Marie	0	1	1	0
					vs. Sudbury	1	1	0	0
Playoff Record:	9	7			vs. Windsor	0	1	0	1

KITCHENER RANGERS

Kitchener Memorial Auditorium Complex, 1963 Eugene George Way, Kitchener, ON N2H 0B8

Phone: 519.576.3700 • Fax: 519.576.7571

Email: info@kitchenerangers.com • www.kitchenerangers.com



TEAM DIRECTORY

Chief Operating Officer and Governor
 General Manager
 Senior Advisor, Scout
 Head Coach
 Assistant Coaches
 Goaltending Coach/Video Coach
 Director of Sports Science and Development Coach
 Director of Analytics and Stats, Hockey Ops. Asst.
 Head Trainer and Equipment Manager
 Assistant Trainer
 Athletic Therapist
 Head Scout
 Scouts

Director of Game Operations and Facilities
 Director of Marketing and Communications
 Director of Corporate Partnerships and Sales
 Corporate Partnerships and Ticket Sales Manager
 Community Events and Merch Manager
 Media and Communications Coordinator
 Video Editor and Motion Graphic Designer
 Graphic Designer
 Senior Administrator of Business Operations
 Office Manager
 Team Psychologist
 Academic Advisor
 Team Doctors

Physiotherapists

Club Dentists

Nutrition and Wellness
 Massage Therapist


Steve Bienkowski C.P.A., C.A.
 Mike McKenzie
 Murray Hiebert
 Jay McKee
 Dennis Wideman, Andreas Karlsson
 Kain Tisi
 Brandon Merli
 Michael Zsolt
 Dan Lebold
 Barry Hoch
 Cory Birk
 Ray Hollowell
 Mike Bukator, Mike Sadler, Tark
 Bertrand, Hugh Craig, Darryl Hollowell,
 Ed Roberts, Bill Underwood, Kenneth
 Kerto, Jeremy Browning, Brodie
 Barrick, Dave Prpich
 Adam Bramhill
 Michelle Fortin
 Brad Sparkes
 Zach Foss
 Rochelle Thiel
 Jess Korol
 Cole Dow
 Alex Witherspoon
 Heather Albrecht
 Treena Hennessey
 Richard Ennis
 Dave Tennant
 Dr. Marin Duke, Dr. Don Rhodes,
 Dr. Frank Onuska, Dr. Nick Bayley
 Rabi Guha, Dave Wilkinson,
 Dave Gilman
 Dr. Fred Harlbut, Dr. Rob Di Miglio,
 Dr. Egon Beiler, Dr. Doug Beaton,
 Dr. Sandy Tse, Dr. Rob Lenizky
 Lauren Fulop
 Julane Pratt



Steve Bienkowski



Mike McKenzie



Jay McKee



Reid Valade

TEAM INFORMATION

Home Arena	Kitchener Memorial Auditorium, Dom Cardillo Arena		
Capacity	7,131	Dimensions	194' x 85'
Arena Manager	Paul Pickard	Arena Phone	519.741.2699
Press Box	East side of the building, Door #21		
Media Room	'Don Cameron Media Room', Legends Level, Floor 3		
Team Colours	Blue, Red & White	Training Camp	Kitchener Mem. Aud.

FRANCHISE RECORD

See page 124 for complete franchise records

SEASON	NAME	GP	W	L	T	OTL	SOL	PTS	GF	GA	FINISH
2017-18	Kitcheener Rangers	68	43	21	-	3	1	90	246	218	1st (Midwest)
2016-17	Kitcheener Rangers	68	36	27	-	3	2	77	244	251	4th (Midwest)
2015-16	Kitcheener Rangers	68	44	17	-	5	2	95	256	197	3rd (Midwest)
2014-15	Kitcheener Rangers	68	32	26	-	3	7	74	216	221	5th (Midwest)
2013-14	Kitcheener Rangers	68	22	41	-	2	3	49	200	280	5th (Midwest)
2012-13	Kitcheener Rangers	68	39	20	-	1	8	87	216	185	3rd (Midwest)
2011-12	Kitcheener Rangers	68	42	24	-	1	1	86	253	211	2nd (Midwest)
2010-11	Kitcheener Rangers	68	38	21	-	4	5	85	256	217	2nd (Midwest)
2009-10	Kitcheener Rangers	68	42	19	-	4	3	91	286	236	2nd (Midwest)
2008-09	Kitcheener Rangers	68	26	37	-	3	2	57	208	254	5th (Midwest)
2007-08	Kitcheener Rangers	68	53	11	-	1	3	110	289	174	1st (Midwest)
2006-07	Kitcheener Rangers	68	47	17	-	1	3	98	262	187	2nd (Midwest)
2005-06	Kitcheener Rangers	68	47	19	-	1	1	96	255	165	2nd (Midwest)
2004-05	Kitcheener Rangers	68	35	20	9	4	-	83	235	187	3rd (Midwest)
2003-04	Kitcheener Rangers	68	34	26	6	2	-	76	254	235	3rd (Midwest)
2002-03	Kitcheener Rangers	68	46	14	5	3	-	100	275	188	1st (Midwest)
2001-02	Kitcheener Rangers	68	35	22	10	1	-	81	257	190	3rd (Midwest)
2000-01	Kitcheener Rangers	68	26	36	6	0	-	58	218	247	5th (Midwest)
1999-00	Kitcheener Rangers	68	28	30	6	4	-	66	229	256	2nd (Midwest)
1998-99	Kitcheener Rangers	68	23	39	6	-	-	52	205	257	4th (Midwest)
1997-98	Kitcheener Rangers	66	27	29	10	-	-	64	224	239	3rd (Central)
1996-97	Kitcheener Rangers	66	34	22	10	-	-	78	274	235	1st (Central)
1995-96	Kitcheener Rangers	66	35	28	3	-	-	73	253	230	2nd (Central)
1994-95	Kitcheener Rangers	66	18	42	6	-	-	42	216	296	5th (Central)
Team Totals		3,526	1,696	1,508	239	43	40	3,726	14,384	14,187	Pct. .528

TEAM RECORDS

SEASON

Team		
Most Points	(2007-08)	110
Most Goals	(1983-84)	418
Most Goals Against	(1979-80)	425
Fewest Goals Against	(2005-06)	165

Individual

Most Goals	Wayne Presley (1983-84)	63
Most Assists	Jason Akeson (2010-11)	84
Most Points	Dwight Foster (1976-77)	143
Best G.A.A.	Dan Turple (2005-06)	2.25

GAME

Most Goals	5
Dwight Foster (1976-77), Allan MacInnis (1982-83), David Bruce (1983-84), John Tucker (1983-84), Jeff Noble (1987-88)	

Most Assists	7
Wayne Presley (Jan. 15, 1984 at Cornwall)	

Most Points	8
Wayne Presley (Jan 15, 1984 at Cornwall); Mike Wolak (Dec 13, 1985 vs Sudbury); Andre Benoit (Sept. 19, 2003 vs. Plymouth)	

Most Powerplay Goals	3
10 times	

Most Shorthanded Goals	3
David Bruce (Jan 6, 1984 vs Cornwall)	

Fastest Opening Goal	0:13
Jack Williams (Nov 11, 1990 at Oshawa)	

Fastest Period Goal	0:05
Russ Adam (Nov 2, 1979 vs Brantford - 3rd period) Tom St. James (Feb 13, 1983 vs Ottawa - 2nd period)	

Fastest Two Goals by One Player	0:11
Paul Reinhart (Feb 24, 1979 at London - 3rd per.); Eric Manlow (Jan 23, 1993 at Kingston - 2nd per.); Chris Phelps (Feb 19, 1993 vs Ottawa - 2nd per.)	

Fastest Three Goals by One Player	3:02
Tyler Ertel (Mar 1, 1992 vs Niagara Falls - 2nd period)	

INDIVIDUAL GAME RECORDS – 2017-18

Most Goals	4
Adam Mascherin (Jan. 1, 2018 at Peterborough)	

Most Assists	4
Joseph Garreffa (Nov. 17, 2017 vs Guelph, Nov. 29, 2017 at Owen Sound, Jan. 1, 2018 at Peterborough and Dec. 1, 2017 vs Owen Sound); Logan Brown (Feb. 2, 2018 vs Hamilton); Kole Sherwood (Jan. 27, 2018 at Flint)	

Most Points	4
13 times	

Most Power-Play Goals	2
Adam Mascherin (Nov. 29, 2017 at Owen Sound)	

Most Shorthanded Goals	1
7 times	

Fastest Opening Goal	0:23
Cole Carter (Nov. 1, 2017 at Erie)	

Fastest Period Goal	0:20
Riley Damiani (Jan. 2, 2018 vs Barrie)	

Fastest Two Goals by One Player	2:49
Kole Sherwood (Feb. 14, 2018 at Mississauga)	

Fastest Three Goals by One Player	24:08
Adam Mascherin (Dec. 5, 2017 vs Windsor)	

Longest Point Scoring Streak (Games)	15
Adam Mascherin (Nov. 23, 2017 to Jan. 2, 2018. 17G, 17A)	

Longest Goal Scoring Streak (Games)	9
Adam Mascherin (Nov. 26, 2017 to Dec. 17, 2017. 12G, 12A)	

KITCHENER RANGERS

2018 OHL PRIORITY SELECTIONS

RD	NO	NAME	2017-18 CLUB	POS	HT	WT	BIRTHDATE
1	17	Valade, Reid	Toronto Mariboros	RW	5.10	160	03/14/2002
2	32	Langdon, Isaac	Quinte Red Devils	C	5.11	170	05/22/2002
2	40	Sebrango, Donovan	CIH Academy White	LD	5.10	162	02/12/2002
3	57	McDonnell, Declan	Buffalo Jr. Sabres	C	5.08	160	02/25/2002
4	77	Serpa, Joseph	Cambridge Hawks	C	5.09	131	03/23/2002
5	97	McBride, Dalton	Niagara North Stars	G	6.02	160	01/17/2002
7	137	Laatsch, Daniel	Notre Dame Academy Tritons	LD	6.01	146	02/13/2002
8	157	Winsor, Dylan	Kenora Thistles	C/RW	5.09	150	07/14/2002
9	177	Adams-Matthews, Peyton	Cambridge Hawks	LD	6.02	213	01/19/2002
10	197	Van Campennolle, Kyle	Fox Motors HC	RW	6.05	188	04/08/2002
11	217	McWard, Cole	St. Louis Blues AAA	RD	5.11	170	06/09/2001
12	237	Vassos, Cameron	Toronto Nationals	RD	5.10	173	09/13/2002
13	243	McCullough, Matthew	Clarington Toros	C	5.09	169	02/18/2002
15	297	Purcell, Colin	Cleveland Barons	G	6.05	160	06/23/2002

Under-18 Priority Selection

1	17	Betts, Dakota	Clarington Toros	LD	6.00	184	08/21/2001
2	37	Pinelli, Anthony	Niagara North Stars	C	5.09	160	04/19/2001

CHL Import Draft

1	51	Andersson, Axel	Djurgardens IF Jr.	RD	5.11	178	02/10/2000
---	----	-----------------	--------------------	----	------	-----	------------

HEAD COACH

Jay McKee

Born: September 8, 1977; Kingston, ON

Coaching Record

Year	Club	GP	W	L	OTL	SL	PTS	Finish
2016-17	Kitchener Rangers	68	36	27	3	2	77	4th (Midwest)
2017-18	Kitchener Rangers	68	43	21	3	1	90	1st (Midwest)
OHL Totals		136	79	48	6	3	167	Pct. .614

Coaching History

Wally Kullman, 1967-68 to 1968-69; Gerry Forler, 1969-70; Gerry Forler and Ron Murphy, 1970-71; Ron Murphy, 1971-72; Eddie Bush, 1972-73 to 1973-74; Eddie Bush, Don McKee and Jim Morrison, 1974-75; Mac MacLean, 1975-76 to 1976-77; Mac MacLean and Bob Ertel, 1977-78; Bob Ertel, 1978-79; Bob Ertel and Rod Seiling, 1979-80; Orval Tessier, 1980-81; Joe Crozier, 1981-82 to 1982-83; Tom Barrett, 1983-84 to 1985-86; Tom Barrett and Joe McDonnell, 1986-87; Joe McDonnell, 1987-88 to 1993-94; Joe McDonnell and Geoff Ward, 1994-95; Geoff Ward 1995-96 to 1997-98; Brian Hayton, 1998-99; Brian Hayton and Jeff Snyder, 1999-00; Jeff Snyder 2000-01; Peter DeBoer 2001-02 to 2007-08; Steve Spott 2008-09 to 2012-13; Troy Smith 2013-14 to 2014-15; Mike Van Ryn 2015-16; Jay McKee 2016-17 to date.

2017-18 TEAM RECORD

	W	L	OTL	SL		W	L	OTL	SL
Overall Record:	43	21	3	1	vs. Barrie	2	0	0	0
Home Record:	22	11	1	0	vs. Erie	6	0	0	0
Road Record:	21	10	2	1	vs. Flint	3	1	0	0
Overtime Record:	6	4			vs. Guelph	5	2	1	0
					vs. Hamilton	2	0	0	0
vs. East Division Opponents	6	4	0	0	vs. Kingston	1	1	0	0
vs. Central Division Opponents	7	3	0	0	vs. London	3	3	0	0
vs. West Division Opponents	12	6	1	1	vs. Mississauga	1	1	0	0
vs. Midwest Division Opponents	18	8	2	0	vs. Niagara	2	0	0	0
					vs. North Bay	1	1	0	0
September Record	3	1	1	0	vs. Oshawa	0	2	0	0
October Record	5	5	0	0	vs. Ottawa	1	1	0	0
November Record	8	3	1	0	vs. Owen Sound	4	3	1	0
December Record	7	2	0	0	vs. Peterborough	2	0	0	0
January Record	10	3	0	0	vs. Saginaw	4	0	0	0
February Record	7	4	0	0	vs. Sarnia	3	0	0	1
March Record	3	3	1	1	vs. Sault Ste. Marie	0	4	0	0
					vs. Sudbury	1	1	0	0
Playoff Record:	11	8			vs. Windsor	2	1	1	0

LONDON KNIGHTS

Budweiser Gardens, 99 Dundas Street, London, Ontario N6A 6K1

Phone: 519.681.0800 • Fax: 519.668.7291

Email: info@londonknights.com • www.londonknights.com



TEAM DIRECTORY

Owner, President and Head Coach
 Owner, Vice-President and GM
 Owner and Alternate Governor
 Governor
 Associate General Manager
 Assttiant General Manager
 Assistant Coaches
 Goaltending Coach
 Equipment Manager
 Trainer/Physiotherapist
 Equipment Assistants
 Hockey Operations Assistant
 Director of Player Development
 Scout and Director of U18 Scouting
 Scouts

Director of Branding & Communications
 Director of Corporate Sales
 Director of Marketing and Game Day
 Group Sales Manager
 Director of Ticketing
 Box Office Manager
 Merchandise Manager
 Academic Advisor
 Security
 Club Physicians

Club Orthopedic Surgeon
 Club Dentist
 Physiotherapists

Dale Hunter
 Mark Hunter
 Basil McRae
 Trevor Whiffen
 Rob Simpson
 Colin MacDonald
 Dylan Hunter, Rick Steadman
 Daren Machesney
 Chris Maton
 Doug Stacey
 Angelo Delellis, Matt DeSand
 Dean Patterson
 Jamie Baker
 Ken Hornick
 Leon Haughian, Steve Warner,
 Mike Martin, Stu Robinson, Rick Boyle,
 Ryan Minicola, Jay De Gennaro,
 Jimmy Warrick, Brendan Ross,
 Bill Sullivan
 Ryan Starr
 Chris Drinkwater
 Matt Gergely
 Mike Wolsley
 Cindy Mitro
 Kaitlin Williams
 Sarah Leitch
 Trish Hurley, Blyth Academy
 Bob Martin
 Dr. Wanda Millard
 Dr. Dieter Bruckschwaiger
 Dr. Robert Giffin
 Dr. Mark Botsford
 Fowler Kennedy Clinic



Dale Hunter



Basil McRae



Mark Hunter



Luke Evangelista

TEAM INFORMATION

Home Arena	Budweiser Gardens	Capacity	9,036
Dimensions	200' x 85'	Box Office	519.681.0800
Arena Manager	Brian Ohl	Arena Phone	519.667.5700
Media Room	SW corner of 1st floor	Media Box	South Side, 3rd Floor
Media/Scout Entr.	Southwest corner off King St.		
Team Colours	Black, Green, Gold and White		
Training Camp	Budweiser Gardens	Affiliated Teams: London Nationals St. Thomas Stars	

LONDON KNIGHTS

FRANCHISE RECORD

See page 125 for complete franchise records

SEASON	NAME	GP	W	L	T	OTL	SOL	PTS	GF	GA	FINISH
2017-18	London Knights	68	39	25	-	2	2	82	233	212	2nd (Midwest)
2016-17	London Knights	68	46	15	-	3	4	99	289	194	3rd (Midwest)
2015-16	London Knights	68	51	14	-	2	1	105	319	182	2nd (Midwest)
2014-15	London Knights	68	40	24	-	1	3	84	289	260	2nd (Midwest)
2013-14	London Knights	68	49	14	-	1	4	103	316	203	3rd (Midwest)
2012-13	London Knights	68	50	13	-	2	3	105	279	180	1st (Midwest)
2011-12	London Knights	68	49	18	-	0	1	99	277	178	1st (Midwest)
2010-11	London Knights	68	34	29	-	4	1	73	230	253	5th (Midwest)
2009-10	London Knights	68	49	16	-	1	2	101	273	208	1st (Midwest)
2008-09	London Knights	68	49	16	-	1	2	101	287	194	1st (Midwest)
2007-08	London Knights	68	38	24	-	4	2	82	250	230	2nd (Midwest)
2006-07	London Knights	68	50	14	-	1	3	104	311	231	1st (Midwest)
2005-06	London Knights	68	49	15	-	1	3	102	304	211	1st (Midwest)
2004-05	London Knights	68	59	7	2	0	-	120	310	125	1st (Midwest)
2003-04	London Knights	68	53	11	2	2	-	110	300	147	1st (Midwest)
2002-03	London Knights	68	31	27	7	3	-	72	220	205	2nd (Midwest)
2001-02	London Knights	68	24	27	10	7	-	65	210	249	5th (West)
2000-01	London Knights	68	26	34	5	3	-	60	222	263	4th (West)
1999-00	London Knights	68	22	36	7	3	-	54	186	250	5th (West)
1998-99	London Knights	68	34	30	4	-	-	72	260	217	3rd (West)
1997-98	London Knights	66	40	21	5	-	-	85	301	238	1st (Western)
1996-97	London Knights	66	13	51	2	-	-	28	215	365	5th (Western)
1995-96	London Knights	66	3	60	3	-	-	9	179	435	5th (Western)
1994-95	London Knights	66	18	44	4	-	-	40	210	309	4th (Western)
1993-94	London Knights	66	32	30	4	-	-	68	293	279	5th (Emms)
Franchise Totals		3,482	1,793	1,416	201	41	31	3,859	14,609	13,662	Pct. .554

TEAM RECORDS

SEASON

Team		
Most Points	(2004-05)	120
Most Goals	(1976-77)	379
Most Goals Against	(1995-96)	435
Fewest Goals Against	(2004-05)	125
Individual		
Most Goals	Dino Ciccarelli (1977-78)	72
Most Assists	Sergei Kostitsyn (2006-07)	91
Most Points	Dave Simpson (1981-82)	155
Best G.A.A.	Gerald Coleman (2004-05)	1.70

GAME

Most Goals	5
Denis Maruk (74-75), David Lowry (84-85), Tim Taylor (87-88) and Ron Goodall (87-88), Corey Perry (Jan. 30 '05 vs Kingston), Josh Beaulieu (Jan. 4 '07 at Peterborough)	
Most Assists	7
Tom Rowe (Nov. 23, 1975 vs. Ottawa), Corey Perry (Mar. 4, 2005 vs Saginaw)	
Most Points	8
Denis Maruk (1974-75), Wayne Thompson (1979-80); Dave Simpson (1979-80), Corey Perry (Mar. 4, 2005 vs Saginaw); Rob Schremp (Oct. 16, 2005 at Toronto)	
Most Powerplay Goals	4
Denis Maruk (Feb. 18, 1975 vs. Kitchener)	
Most Shorthanded Goals	2
Terry Martin (1974-75), Wayne Thompson (1979-80), Chris McCauley (1982-83), Greg Puhalski (1984-85), Brett Marietti (1992-93), Dave Gilmore (1993-94) and Richard Pitirri (1995-96); Jordan Foreman (2005-06)	
Fastest Opening Goal	0:06
Mike DePetrillo (Nov. 1, 1996 vs. Barrie)	
Fastest Period Goal	0:04
Doug Synishin (Nov. 3, 1989 vs. Niagara Falls - 2nd period)	
Fastest Two Goals by One Player	0:08
Jim McRae (Oct. 3, 1978 at Kitchener - 2nd period)	

Fastest Three Goals by One Player 0:26
Brian Dobbins (Feb. 9, 1986 at Sault Ste. Marie - 3rd period)

INDIVIDUAL GAME RECORDS – 2017-18

Most Goals	4
Robert Thomas (Oct. 27, 2017 vs Flint)	
Most Assists	4
Sam Miletic (Nov. 10, 2017 vs Flint and Oct. 27, 2017 vs Flint); Evan Bouchard (Jan. 26, 2018 vs Owen Sound)	
Most Points	6
Robert Thomas (Oct. 27, 2017 vs Flint)	
Most Power-Play Goals	2
Max Jones (Oct. 20, 2017 at Kitchener and Oct. 1, 2017 at Oshawa); Evan Bouchard (Jan. 5, 2018 at Sudbury); Alex Formenton (Nov. 14, 2017 at Kitchener); Robert Thomas (Nov. 3, 2017 vs Saginaw and Oct. 27, 2017 vs Flint)	
Most Shorthanded Goals	1
15 times	
Fastest Opening Goal	0:12
Robert Thomas (Oct. 27, 2017 vs Flint)	
Fastest Period Goal	0:12
Robert Thomas (Oct. 27, 2017 vs Flint)	
Fastest Two Goals by One Player	0:36
Cliff Pu (Dec. 31, 2017 at Sarnia)	
Fastest Three Goals by One Player	11:27
Alex Formenton (Mar. 10, 2018 at Flint)	
Longest Point Scoring Streak (Games)	10
Cliff Pu (Nov. 3, 2017 to Nov. 26, 2017, 9G, 9A)	
Longest Goal Scoring Streak (Games)	7
Liam Foudy (Feb. 9, 2018 to Feb. 19, 2018, 10G, 10A)	

2018 OHL PRIORITY SELECTIONS

RD	NO	NAME	2017-18 CLUB	POS	HT	WT	BIRTHDATE
1	14	Evangelista, Luke	Oakville Rangers	RW	5.10	146	02/21/2002
2	21	Stranges, Antonio	Detroit Little Caesars	C/LW	5.10	165	02/05/2002
2	23	Panwar, Sahil	Detroit HoneyBaked	C	5.11	177	01/26/2002
3	42	Keane, Gerard	Chicago Mission	RD	5.10	170	01/30/2002
3	53	McGurn, Sean	Ottawa Senators	C	5.09	150	07/30/2002
4	74	Roger, Ben	Quinte Red Devils	RD	5.11	128	11/03/2002
5	94	Winslow, Avery	Notre Dame Hounds	LD	5.10	167	08/24/2002
6	114	Brochu, Brett	Chatham-Kent Cyclones	G	5.07	131	09/09/2002
7	134	Mairs, Brendan	London Jr. Knights	RW	5.11	164	04/29/2002
8	154	Truscott, Jacob	Detroit Little Caesars	LD	5.11	144	04/12/2002
9	174	Dowiak, Dane	Pittsburgh Penguins Elite	C/LW	5.08	163	03/27/2002
10	194	Beljo, Dario	Sudbury Wolves	C	6.01	152	08/15/2002
11	214	Eastwood, Grant	Smiths Falls Bears	RW	5.08	140	08/19/2002
12	234	Strychaluk, Chase	Oakville Rangers	RW	6.00	238	05/13/2002
13	254	Willis, Owen	Markham Majors	G	6.00	145	10/31/2002
15	294	Labelle, Vincent	Rockland Nationals	C	5.04	135	09/03/2002
Under-18 Priority Selection							
1	14	McCabe, Riley	Waterloo Wolves	G	5.10	152	03/25/2001
2	34	Leveille, Xavier	Hawkesbury Hawks	LW	5.10	185	10/31/2001
3	50	Maltby, Eric	Guelph Gryphons	LW	5.11	166	04/02/2001
CHL Import Draft							
1	42	Guskov, Matvey	Moscow CSKA U17	C	6.01	159	01/30/2001
2	102	Kolyachonok, Vladislav	Team Belarus U17	LD	6.01	172	05/26/2001

HEAD COACH

Dale Hunter Born: July 31, 1960, Petrolia, Ont.

Coaching Record

Year	Club	GP	W	L	T	OTL	SOL	PTS	Finish
2001-02	London Knights	50	19	25	6	0	44	5th (West)	
2002-03	London Knights	68	31	27	7	3	72	2nd (Midwest)	
2003-04	London Knights	68	53	11	2	2	110	1st (Midwest)	
2004-05	London Knights	68	59	7	2	0	120	1st (Midwest)	
2005-06	London Knights	68	49	15	4	102	1st (Midwest)		
2006-07	London Knights	68	50	14	4	104	1st (Midwest)		
2007-08	London Knights	68	38	24	6	82	2nd (Midwest)		
2008-09	London Knights	68	49	16	3	101	1st (Midwest)		
2009-10	London Knights	68	49	16	3	101	1st (Midwest)		
2010-11	London Knights	68	34	29	5	73	5th (Midwest)		
2011-12	London Knights	26	20	5	1	41			
2012-13	London Knights	68	50	13	2	3	105	1st (Midwest)	
2013-14	London Knights	68	49	14	1	4	103	3rd (Midwest)	
2014-15	London Knights	68	40	24	1	3	84	2nd (Midwest)	
2015-16	London Knights	68	51	14	2	1	105	2nd (Midwest)	
2016-17	London Knights	68	46	15	3	4	99	3rd (Midwest)	
2017-18	London Knights	68	39	25	2	2	82	3rd (Midwest)	
OHL Totals		1,096	726	294	17	42	17	1,528	Pct. .697

Coaching History

Jack McIntyre 1965-66, Turk Broda 1966-67 to 1967-68, Gene Taylor 1968-69, Bep Guidolin 1969-70 to 1970-71, Bronco Horvath 1971-72, Bill Long 1972-73 to 1979-80, Paul McIntosh 1980-81 to 1982-83, Don Boyd 1983-84 to 1985-86, Wayne Maxner 1986-87 to 1989-90, Gary Agnew 1990-91 to 1993-94, Mike Fedorko 1994-95, Mike Fedorko, Murray Nystrom and Tom Barrett 1995-96, Brad Selwood, Tom Barrett and Paul McIntosh 1996-97, Gary Agnew 1997-98 to 1999-2000, Lindsay Hofford 2000-01, Lindsay Hofford and Dale Hunter 2001-02, Dale Hunter 2002-03 to 2011-12, Dale Hunter and Mark Hunter 2011-12, Dale Hunter 2012-13 to date.

2017-18 TEAM RECORD

	W	L	OTL	SL		W	L	OTL	SL
Overall Record:	39	25	2	2	vs. Barrie	1	1	0	0
Home Record:	18	13	2	1	vs. Erie	5	1	0	0
Road Record:	21	12	0	1	vs. Flint	3	0	0	1
Overtime Record:	9	3			vs. Guelph	4	2	0	0
					vs. Hamilton	1	1	0	0
vs. East Division Opponents	5	5	0	0	vs. Kingston	1	1	0	0
vs. Central Division Opponents	7	3	0	0	vs. Kitchener	3	2	0	1
vs. West Division Opponents	11	11	1	1	vs. Mississauga	2	0	0	0
vs. Midwest Division Opponents	16	6	1	1	vs. Niagara	1	1	0	0
					vs. North Bay	1	1	0	0
September Record	1	3	0	0	vs. Oshawa	0	2	0	0
October Record	4	6	1	0	vs. Ottawa	1	1	0	0
November Record	7	2	1	0	vs. Owen Sound	4	1	1	0
December Record	7	3	0	1	vs. Peterborough	2	0	0	0
January Record	7	4	0	1	vs. Saginaw	3	0	1	0
February Record	6	5	0	0	vs. Sarnia	2	4	0	0
March Record	7	2	0	0	vs. Sault Ste. Marie	0	4	0	0
					vs. Sudbury	2	0	0	0
Playoff Record:	0	4			vs. Windsor	3	3	0	0


MISSISSAUGA STEELHEADS

Paramount Fine Foods Centre 5500 Rose Cherry Place, Mississauga, Ontario L4Z 4B6
 Phone: 905.502.7788 • Fax: 905.502.0169
 email: info@mississaugasteelheads.com • www.mississaugasteelheads.com



TEAM DIRECTORY

Owner, President and Governor	Elliott Kerr
VP, Director of Business Operations	Dach Hiller
Head Coach and General Manager	James Richmond
Assistant General Manager/Asst. Coach	Jeff Kyrzakos
Assistant General Manager	Mike Doyle
Assistant Coach	Brendan Taylor
Goaltending Coach	Chris Beckford-Tseu
Video Coach	CJ D'Alimonte
Athletic Therapist	Binne Brouwer
Equipment Manager	Tom Frater
Manager, Bus. Dev. and Partnerships	John Carbone
Account Ex., Sales and Sponsorship	Brandon Reischl
	Michael Hastings
Manager, Marketing & Com. Relations	Alana Davidson
Head Scout	Rob Toffoli
Scouts	Brian Connor
	Brandon Cordua
	David Williams
	Jerrett DeFazio
	Jesse Taylor
	Ryan Bolton
	Dan Carcillo
Club Physician	Dr. Tim Rindlisbacher
Club Dentists	Dr. Paul Piccininni



Elliott Kerr



James Richmond



Jeff Kyrzakos



James Hardie

TEAM INFORMATION

Home Arena	Paramount Fine Foods Centre	
Capacity	5,420	Dimensions 200' x 85'
Box Office/Arena Phone	905.502.9100	Arena Manager Katie Millar
Press Box Location	North side	Team Colours Blue & White
Training Camp	Paramount Fine Foods Centre	

FRANCHISE RECORD

SEASON	NAME	GP	W	L	T	OTL	SOL	PTS	GF	GA	FINISH
2017-18	Mississauga Steelheads	68	33	32	-	1	2	69	251	250	4th (Central)
2016-17	Mississauga Steelheads	68	34	21	-	6	7	81	240	219	1st (Central)
2015-16	Mississauga Steelheads	68	33	30	-	2	3	71	215	229	4th (Central)
2014-15	Mississauga Steelheads	68	25	40	-	2	1	53	178	265	4th (Central)
2013-14	Mississauga Steelheads	68	24	38	-	1	5	54	167	267	5th (Central)
2012-13	Mississauga Steelheads	68	26	34	-	0	8	60	179	221	5th (Central)
2011-12	Mississauga St. Michael's Majors	68	33	28	-	1	6	73	201	219	5th (Central)
2010-11	Mississauga St. Michael's Majors	68	53	13	-	0	2	108	287	170	1st (Central)
2009-10	Mississauga St. Michael's Majors	68	42	20	-	4	2	90	222	175	2nd (Central)
2008-09	Mississauga St. Michael's Majors	68	39	26	-	1	2	81	229	208	2nd (Central)
2007-08	Mississauga St. Michael's Majors	68	31	32	-	2	3	67	203	243	3rd (Central)
2006-07	Toronto St. Michael's Majors	68	20	41	-	4	3	47	225	325	5th (Central)
2005-06	Toronto St. Michael's Majors	68	32	26	-	6	4	74	259	285	4th (Central)
2004-05	Toronto St. Michael's Majors	68	29	30	6	3	-	67	177	202	5th (Central)
2003-04	Toronto St. Michael's Majors	68	38	21	7	2	-	85	210	187	1st (Central)
2002-03	Toronto St. Michael's Majors	68	32	24	7	5	-	76	207	214	2nd (Central)
2001-02	Toronto St. Michael's Majors	68	40	19	8	1	-	89	230	177	1st (Central)
2000-01	Toronto St. Michael's Majors	68	35	23	8	2	-	80	213	188	2nd (Central)
1999-00	Toronto St. Michael's Majors	68	18	44	2	4	-	42	203	281	4th (Central)
1998-99	Toronto St. Michael's Majors	68	20	42	6	-	-	46	214	316	4th (Central)
Franchise Totals		1,426	652	626	53	47	48	1,452	4,464	4,906	Pct. .509

TEAM RECORDS

SEASON

Team		
Most Points	(2010-11)	108
Most Goals	(2010-11)	287
Most Goals Against	(1998-99)	316
Fewest Goals Against	(2010-11)	170
Individual		
Most Goals	Justin Donati (2005-06)	46
Most Assists	Justin Donati (2005-06)	63
Most Points	Justin Donati (2005-06)	109
Best GAA	Chris Carrozzi (2009-10)	2.36
	JP Anderson (2010-11)	

GAME

Most Goals	4
Tim Brent (March 14, 2003 at Kingston); Cory Vitarelli (Jan. 24, 2004 at Owen Sound); Devante Smith-Pelly (Oct. 23, 2009 at Ottawa 67's)	
Most Assists	5
Shawn Cation (Oct 4, 1998 vs. Belleville); Tim Brent (Oct. 13, 2002 vs. Kingston); Matt Caria (Nov. 16, 2006 vs Brampton); Nathan Bastian (Oct. 12, 2016 vs Guelph)	
Most Points	8
Matt Caria (Nov. 16, 2006 vs Brampton)	
Most Powerplay Goals	3
Shawn Cation (Nov 22, 1998 vs. Kingston)	
Most Shorthanded Goals	2
Kenny Corupe (Sept. 24, 1999 at Mississauga)	
Fastest Opening Goal	0:07
Ryan Barnes (Nov 15, 1998 at Barrie)	
Fastest Period Goal	0:08
Devante Smith-Pelly (Nov. 5, 2009 at Niagara IceDogs)	
Fastest Two Goals by One Player	0:13
Matt Piva (Oct. 12, 2007 vs Brampton)	
Fastest Three Goals by One Player	7:47
Cory Vitarelli (Oct. 2, 2005 vs Oshawa)	

INDIVIDUAL GAME RECORDS – 2017-18

Most Goals	3
Trent Fox (Mar. 8, 2018 at Peterborough); Owen Tippett (Mar. 4, 2018 vs Erie and Jan. 4, 2018 vs Sault Ste. Marie); Cole Carter (Feb. 25, 2018 at Guelph); Albert Michnac (Nov. 5, 2017 vs Peterborough and Nov. 3, 2017 vs Owen Sound)	
Most Assists	4
Ryan McLeod (Nov. 3, 2017 vs Owen Sound)	
Most Points	4
8 times	
Most Power-Play Goals	2
Ryan McLeod (Jan. 19, 2018 vs Barrie); Owen Tippett (Jan. 4, 2018 vs Sault Ste. Marie)	
Most Shorthanded Goals	2
Mathieu Faget (Feb. 9, 2018 vs Barrie)	
Fastest Opening Goal	0:13
Albert Michnac (Oct. 6, 2017 vs Sudbury)	
Fastest Period Goal	0:13
Albert Michnac (Oct. 6, 2017 vs Sudbury)	
Fastest Two Goals by One Player	2:12
Owen Tippett (Mar. 4, 2018 vs Erie)	
Fastest Three Goals by One Player	7:54
Trent Fox (Mar. 8, 2018 at Peterborough)	
Longest Point Scoring Streak (Games)	14
Ryan McLeod (Oct. 6, 2017 to Nov. 10, 2017. 5G, 5A)	
Longest Goal Scoring Streak (Games)	6
Owen Tippett (Feb. 18, 2018 to Feb. 28, 2018. 7G, 7A)	

MISSISSAUGA STEELHEADS

2018 OHL PRIORITY SELECTIONS

RD	NO	NAME	2017-18 CLUB	POS	HT	WT	BIRTHDATE
1	8	Hardie, James	Barrie Jr. Colts	LW	5.10	158	01/18/2002
2	39	Partokalis, William	Dan Mills Flyers	C	5.10	175	04/04/2002
4	63	Ranger, Joe	Carleton Place Canadiens	G	5.11	195	02/12/2002
5	88	O'Brien, Devlin	Mississauga Reps	LW	5.10	162	04/05/2002
7	128	Spence, Craig	Chatham-Kent Cyclones	RD	6.00	156	01/18/2002
8	148	Callaghan, Charlie	Mississauga Reps	LD	5.07	178	06/11/2002
9	165	Lamanna, Anthony	Ajax-Pickering Raiders	C	5.05	129	01/10/2002
9	168	Perry, Myles	Whitby Wildcats	RW	5.09	150	02/07/2002
10	188	Robertson, Brett	Peterborough Petes	RD	5.09	150	01/17/2002
11	208	Carter, Mason	Rockland Nationals	LD	6.01	175	03/03/2002
12	228	Whitson, Carson	Central Ontario Wolves	RW	5.05	124	01/28/2002
12	238	Bowers, Rylan	Elgin-Middlesex Chiefs	RW	5.08	150	03/28/2002
13	248	Stubbs, Michael	Thunder Bay Kings	C	5.05	166	04/01/2002
14	264	Dodig, Max	Mississauga Reps	LW	5.10	163	06/05/2002
14	268	McKnight, Michael	Elgin-Middlesex Chiefs	LW	5.09	162	12/08/2002
15	288	Stewart, Patrick	Oakville Rangers	C	5.11	148	03/14/2002

Under-18 Priority Selection

1	8	McClelland, Quinn	Hawkesbury Hawks	RD	6.03	177	02/16/2001
2	28	McGovern, Jack	Brampton '45s	G	6.00	171	10/19/2001
3	45	Belgrave, Joshua	Toronto Titans	RW	5.07	145	04/11/2001

CHL Import Draft

1	24	Reisnecker, Filip	Regensburg Jr.	LW	6.01	170	12/12/2001
2	84	Zuyev, Nikita	Soligorsk Shakhner	LD	5.11	180	09/25/1999

HEAD COACH

James Richmond

Born: July 11, 1964; Mississauga, ON

Coaching Record

Year	Club	GP	W	L	OTL	SL	PTS	Finish
2016-17	Mississauga Steelheads	68	34	21	6	7	81	1st (Central)
2017-18	Mississauga Steelheads	68	33	32	1	2	69	4th (Central)
OHL Totals		136	67	53	7	9	150	Pct. .551

Coaching History

Mark Napier, 1997-98; Mark Napier and Mike Futa 1998-99; Mike Futa and Mark Osborne 1999-00; Dave Cameron 2000-01 to 2003-04; Bud Stefanski 2004-05 to 2006-07; Dave Cameron 2007-08 to 2010-11; James Boyd 2011-12 to 2015-16; James Richmond 2016-17 to date.

2017-18 TEAM RECORD

	W	L	OTL	SL		W	L	OTL	SL
Overall Record:	33	32	1	2	vs. Barrie	4	2	0	0
Home Record:	22	11	0	1	vs. Erie	3	0	0	1
Road Record:	11	21	1	1	vs. Flint	1	1	0	0
Overtime Record:	2	2			vs. Guelph	2	0	0	0
					vs. Hamilton	0	6	0	0
vs. East Division Opponents	9	13	0	0	vs. Kingston	3	1	0	0
vs. Central Division Opponents	13	10	1	0	vs. Kitchener	1	1	0	0
vs. West Division Opponents	5	5	0	0	vs. London	0	2	0	0
vs. Midwest Division Opponents	6	4	0	2	vs. Niagara	3	3	0	0
					vs. North Bay	1	4	1	0
September Record	0	4	0	0	vs. Oshawa	1	3	0	0
October Record	5	5	0	0	vs. Ottawa	2	2	0	0
November Record	6	5	0	1	vs. Owen Sound	0	1	0	1
December Record	3	8	0	0	vs. Peterborough	3	1	0	0
January Record	8	2	0	0	vs. Saginaw	1	1	0	0
February Record	6	5	1	1	vs. Sarnia	0	2	0	0
March Record	5	3	0	0	vs. Sault Ste. Marie	1	1	0	0
					vs. Sudbury	5	1	0	0
Playoff Record:	2	4			vs. Windsor	2	0	0	0

NIAGARA ICEDOGS

One IceDogs Way, St. Catharines, Ontario L2R 0B3
Phone: 905.687.3641 • Fax: 905.682.9129
email: info@niagaraicedogs.net • www.niagaraicedogs.net



TEAM DIRECTORY

Governor	Bill Burke
President	Denise Burke
General Manager	Joey Burke
Assistant General Manager	Brandon Currie
Head Coach	Billy Burke
Associate Coach	Jody Hull
Assistant Coach	Kris Sparre
Goalie Coach	Ryan Ludzik
Athletic Therapist	Peter Dobbins
Equipment Manager	Nick Hornby
Video Analyst	Rick Martin
Director of Scouting	Roger MacLeod
Scouts	Matt Milne
	Kenny Fleck
	Tim MacLean
	Vince Tarantino
	Brent Tomlinson
	Steve Ludzik Jr.
	Rob Hubbart
	Rachael Callaghan
	Brianne Whitty
	Tim Tope
	Dr. John Ostrowski
	Dr. David Dec
	Dr. Daryl Smith
Manager Game Day Operations	
Manager of Ticket Sales	
Academic Advisor	
Club Physicians	
Club Dentist	



Joey Burke



Billy Burke



Jody Hull



Leyton Moore

TEAM INFORMATION

Home Arena	Meridian Centre		
Capacity	5,300	Dimensions of Rink	200' x 85'
Box Office/Arena Phone	905.684.2778	Arena Manager:	Jeff Dixon
Press Box Location	Suite/Club Level, Southwest Side, above section 112		
Team Colours	Black, White & Red		
Training Camp	Meridian Centre		

NIAGARA ICE DOGS

FRANCHISE RECORD

See page 126 for complete franchise records

SEASON	NAME	GP	W	L	T	OTL	SOL	PTS	GF	GA	FINISH
2017-18	Niagara IceDogs	68	35	23	-	7	3	80	240	235	2nd (Central)
2016-17	Niagara IceDogs	68	23	35	-	6	4	56	207	274	3rd (Central)
2015-16	Niagara IceDogs	68	35	26	-	4	3	77	213	198	3rd (Central)
2014-15	Niagara IceDogs	68	37	27	-	2	2	78	274	237	3rd (Central)
2013-14	Niagara IceDogs	68	24	35	-	3	6	57	223	284	4th (Central)
2012-13	Niagara IceDogs	68	30	34	-	2	2	64	227	250	4th (Central)
2011-12	Niagara IceDogs	68	47	18	-	0	3	97	291	169	1st (Central)
2010-11	Niagara IceDogs	68	45	17	-	2	4	96	273	197	2nd (Central)
2009-10	Niagara IceDogs	68	26	34	-	2	6	60	191	233	4th (Central)
2008-09	Niagara IceDogs	68	26	31	-	5	6	63	213	264	4th (Central)
2007-08	Niagara IceDogs	68	42	25	-	0	1	85	272	214	2nd (Central)
Team Totals		748	370	305	0	33	40	813	2,624	2,555	Pct. .543

TEAM RECORDS

SEASON

Team		
Most Points	(2010-11)	96
Most Goals	(2006-07)	326
Most Goals Against	(1998-99)	426
Fewest Goals Against	(2011-12)	169
Individual		
Most Goals	Luca Caputi (2007-08)	51
Most Assists	Ryan Strome (2010-11)	73
Most Points	Luca Caputi (2007-08)	111
Best G.A.A.	Mark Visentin (2011-12)	1.99

GAME

Most Goals	5
Brett Ritchie (Nov. 4, 2012 at Peterborough)	
Most Assists	5
Patrick Jarrett (Sept. 27, 2000 vs. Belleville); Matt Passfield (Sept. 21, 2001 vs. Peterborough); Michael Swift (Sep. 22, 2006 at Sudbury); Ben Jones (Jan. 26, 2018 vs Sarnia)	
Most Points	6
Patrick Jarrett (Sept. 27, 2000 vs. Belleville); Michael Swift (Mar. 16, 2007 vs Peterborough); Jadran Beljo (Mar. 16, 2007 vs Peterborough); David Pacan (Mar. 5, 2011 vs Sarnia)	
Most Power-Play Goals	3
Brendan Perlini (Jan. 10, 2014 at Kitchener Rangers)	
Most Shorthanded Goals	2
Dan Rudisuela (Oct. 25, 2002 vs. Brampton); David Psenyczny (Dec. 8, 2005 at Toronto)	
Fastest Opening Goal	0:13
Alex Pietrangolo (Sep. 30, 2007 vs Sudbury)	
Fastest Period Goal	0:09
Chad Wiseman (Dec 20, 1998 vs. Sudbury, 3rd period)	
Fastest Two Goals by One Player	0:08
Chris Lawrence (Jan. 19, 2007 vs Barrie)	
Fastest Three Goals by One Player	7:09
Chris Lawrence (Jan. 19, 2007 vs Barrie)	

INDIVIDUAL GAME RECORDS – 2017-18

Most Goals	3
Daniel Singer (Feb. 10, 2018 at Sarnia); Elijah Roberts (Jan. 12, 2018 vs Barrie); Sam Miletic (Jan. 26, 2018 vs Sarnia)	
Most Assists	5
Ben Jones (Jan. 26, 2018 vs Sarnia)	
Most Points	5
Ben Jones (Jan. 26, 2018 vs Sarnia)	
Most Power-Play Goals	2
Liam Ham (Nov. 25, 2017 vs Mississauga); Ben Jones (Nov. 3, 2017 at Sudbury and Oct. 6, 2017 at Oshawa); Daniel Singer (Feb. 10, 2018 at Sarnia)	
Most Shorthanded Goals	1
7 times	
Fastest Opening Goal	0:37
Bradey Johnson (Jan. 27, 2018 at Sudbury)	
Fastest Period Goal	0:22
Kirill Maksimov (Nov. 3, 2017 at Sudbury)	
Fastest Two Goals by One Player	0:22
Ben Jones (Oct. 6, 2017 at Oshawa)	
Fastest Three Goals by One Player	15:17
Daniel Singer (Feb. 10, 2018 at Sarnia)	
Longest Point Scoring Streak (Games)	12
Akil Thomas (Dec. 9, 2017 to Jan. 13, 2018. 3G, 3A) Ben Jones (Dec. 7, 2017 to Jan. 11, 2018. 4G, 4A)	
Longest Goal Scoring Streak (Games)	6
Kirill Maksimov (Dec. 15, 2017 to Jan. 4, 2018. 6G, 6A) Sam Miletic (Jan. 4, 2018 to Jan. 13, 2018. 8G, 8A)	

2018 OHL Priority Selections

RD	NO	NAME	2017-18 CLUB	POS	HT	WT	BIRTHDATE
1	12	Moore, Lleyton	Toronto Marlboros	LD	5.07	160	02/27/2002
3	41	Halliday, Stephen	Toronto Marlboros	LW	6.03	207	07/02/2002
4	70	De Simone, Jonah	Mississauga Reps	RW	5.09	159	02/24/2002
4	72	Uberti, Jake	Mississauga Reps	C	5.11	179	03/07/2002
5	92	Sims, Ethan	Niagara North Stars	C	5.08	144	01/08/2002
6	112	Bissonnette, Mikael	Hawkesbury Hawks	LD	6.01	193	05/10/2002
7	132	Snow, Cameron	Barrie Jr. Colts	C	5.04	139	01/04/2002
8	152	Vreugdenhill, Jacob	Quinte Red Devils	C	5.08	161	11/10/2002
9	172	Craig, Michael	Niagara North Stars	RD	5.08	141	08/26/2002
10	192	Tynan, Joseph	Detroit Little Caesars	F	6.01	155	06/07/2002
11	212	Watson, Kylar	North Central Predators	LW	5.07	138	08/20/2002
12	232	Rizzo, Toby	Vaughan Kings	RW	5.10	175	08/12/2002
14	269	Laychur, William	Shady Side Academy Prep Indians	RW	5.07	134	01/23/2002
14	272	Favot, AJ	Sudbury Wolves	LD	5.08	146	08/19/2002
15	292	MacPherson, Josh	Toronto Jr. Canadiens	LW	5.10	192	04/09/2002
Under-18 Priority Selection							
1	12	Butler, Brannon	Toronto Titans	RD	5.11	166	02/16/2001
2	32	Code, Jacob	Waterloo Wolves	RW	5.07	138	04/05/2001
CHL Import Draft							
1	36	Sopa, Kyen	Bern Future SC Jr.	LW	5.09	179	09/30/2000
2	96	Bukac, Daniel	Brandon Wheat Kings	RD	6.04	215	04/29/1999

HEAD COACH

Billy Burke

Born: June 26, 1986 in Toronto, Ontario

Coaching Record

Year	Club	GP	W	L	T	OT/SL	PTS	Finish
2017-18	Niagara IceDogs	68	35	23	7	3	80	2nd (Central)

Coaching History

Peter Sturgeon and Jim Hulton 1998-99, Jim Hulton, Geoff Ward and Steve Cherry 1999-2000, Rick Vaive 2000-01, Don Cherry 2001-02, Steve Ludzik 2002-03, Greg Gilbert 2003-04 to 2005-06, Mike Kelly 2006-07, Mario Circhillo 2007-08 to 2008-09, Mike McCourt 2009-10, Marty Williamson 2010-11 to 2015-16; Dave Bell 2016-17; Billy Burke 2017-18 to date.

2017-18 TEAM RECORD

	W	L	OTL	SL		W	L	OTL	SL
Overall Record:	35	23	7	3	vs. Barrie	1	5	0	0
Home Record:	21	10	2	1	vs. Erie	5	0	1	0
Road Record:	14	13	5	2	vs. Flint	2	0	0	0
Overtime Record:	5	9			vs. Guelph	2	0	0	0
					vs. Hamilton	5	0	1	0
vs. East Division Opponents	11	5	3	1	vs. Kingston	1	3	0	0
vs. Central Division Opponents	11	11	1	1	vs. Kitchener	0	2	0	0
vs. West Division Opponents	5	4	1	0	vs. London	1	0	1	0
vs. Midwest Division Opponents	8	3	2	1	vs. Mississauga	3	3	0	0
					vs. North Bay	4	1	0	1
September Record	3	0	0	0	vs. Oshawa	1	0	0	1
October Record	4	4	2	1	vs. Ottawa	2	1	1	0
November Record	5	4	1	1	vs. Owen Sound	0	1	0	1
December Record	7	3	0	0	vs. Peterborough	2	1	1	0
January Record	7	3	1	1	vs. Saginaw	1	1	0	0
February Record	2	8	2	0	vs. Sarnia	1	0	1	0
March Record	7	1	1	0	vs. Sault Ste. Marie	0	2	0	0
					vs. Sudbury	3	2	1	0
Playoff Record:	5	5			vs. Windsor	1	1	0	0

NORTH BAY BATTALION

North Bay Memorial Gardens 100 Chippewa St.W., North Bay, ON P1B 6G2
 Phone: 705.495.8603 x. 2700 • Fax: 705.475.1673
 email: info@battalionhockey.com • www.battalionhockey.com



TEAM DIRECTORY

Chairman and Governor	C. Scott Abbott
President, Alternate Governor	Mike Griffin
Director of Hockey Ops./Head Coach	Stan Butler
Asst. GM of Player Dev. & Admin.	Matt Rabideau
Assistant Coach	Scott Wray
Ast. Coach/Ast. GM of Hockey Ops./Goal. Coach	Adam Dennis
Assistant Coach	Bill Houlder
Head Athletic Ther. & Equipment Mgr	Andrew Sachkiw
Assistant Equipment Manager	J.J. Johnson
Director of Scouting	Errol Hook
Scouts	Steve Blinn, Pat Domenico, Terry Uniac, Jeff Bateman, Gord Pell
Sr. Manager, Marketing & Business Dev.	John McLellan
Sales Associate	Richard Dull
Manager Ticketing & Customer Service	Andrea Payne
Mgr Communications & Community Rel.	Kerri Morin
Senior Manager, Accounting	Yolanda Haight
Manager, Food and Beverage Services	Steve Bitonti
Graphic Designer & Digital Media Coord.	Ryan Griffin
Academic Advisor	Colleen Point
Club Physicians	Dr. Terry Rotondo, Dr. Jim Vigers, Dr. Mike Leckie, Dr. Chris Cathers, Dr. Rick Delisle
Club Dentists	Dr. Fuad Karim, Dr. Mario Lemay, Dr. Peter Fuzy, Dr. Mike Guy, Dr. Larry Hoffman, Dr. Kristin Hodge, Dr. Peter Delean, Dr. Vaia Gaimanas, Dr. Melissa Dent
Club Optometrist	Dr. Gary Pearce



C. Scott Abbott



Mike Griffin



Stan Butler



Pacey Schlueting

TEAM INFORMATION

Home Arena	North Bay Memorial Gardens		
Capacity	4,043	Dimensions	200' x 85'
Arena Phone	705.474-3770 / 1-800-465-1882 ext. 2662		
Arena Manager	Melinda Fry	Media Box	Centre ice, west side
Team Colours	Green, Black, White, Gold, Red & Flesh		
Training Camp	North Bay Memorial Gardens		
Affiliated Team	Powassan Voodoos		
38			

FRANCHISE RECORD

SEASON	NAME	GP	W	L	T	OTL	SOL	PTS	GF	GA	FINISH
2017-18	North Bay Battalion	68	30	28	-	7	3	70	213	237	3rd (Central)
2016-17	North Bay Battalion	68	24	38	-	5	1	54	192	260	4th (Central)
2015-16	North Bay Battalion	68	35	23	-	6	4	80	240	227	2nd (Central)
2014-15	North Bay Battalion	68	37	20	-	6	5	85	237	195	2nd (Central)
2013-14	North Bay Battalion	68	38	24	-	4	2	82	220	189	1st (Central)
2012-13	Brampton Battalion	68	34	25	-	3	6	77	193	190	2nd (Central)
2011-12	Brampton Battalion	68	36	22	-	3	7	82	202	188	3rd (Central)
2010-11	Brampton Battalion	68	29	32	-	1	6	65	190	214	3rd (Central)
2009-10	Brampton Battalion	68	25	29	-	7	7	64	167	181	3rd (Central)
2008-09	Brampton Battalion	68	47	19	-	1	1	96	264	184	1st (Central)
2007-08	Brampton Battalion	68	42	22	-	1	3	88	264	187	1st (Central)
2006-07	Brampton Battalion	68	27	36	-	1	4	59	214	277	4th (Central)
2005-06	Brampton Battalion	68	44	21	-	1	2	91	272	222	1st (Central)
2004-05	Brampton Battalion	68	33	24	9	2	-	77	214	200	3rd (Central)
2003-04	Brampton Battalion	68	25	32	9	2	-	61	180	221	4th (Central)
2002-03	Brampton Battalion	68	34	24	6	4	-	78	239	202	1st (Central)
2001-02	Brampton Battalion	68	26	35	5	2	-	59	215	258	5th (Midwest)
2000-01	Brampton Battalion	68	33	22	9	4	-	79	231	210	3rd (Midwest)
1999-00	Brampton Battalion	68	25	28	11	4	-	65	213	226	3rd (Midwest)
1998-99	Brampton Battalion	68	8	57	3	-	-	19	198	362	5th (Midwest)
Franchise Totals		1,360	632	561	52	64	51	1,431	4,358	4,430	Pct. .526

TEAM RECORDS

SEASON

Team		
Most Points	(2008-09)	96
Most Goals	(2005-06)	275
Most Goals Against	(1998-99)	362
Fewest Goals Against	(2009-10)	181

Individual

Most Goals	Mike Amadio (2015-16)	50
Most Assists	Wojtek Wolski (2005-06)	81
Most Points	Wojtek Wolski (2005-06)	128
Best G.A.A.	Matej Machovsky (2011-12)	2.36

GAME

Most Goals		5
Mike Amadio (February 13, 2016 at Kingston)		
Most Assists		6
Luch Aquino (March 3, 2006 vs Oshawa)		
Most Points		7
Wojtek Wolski (Jan. 22, 2006 vs Erie)		
Most Power-Play Goals		3
Luke Lynes (Feb. 9, 2007 at London)		
Most Shorthanded Goals		2
Cody Hodgson (Nov. 23, 2007 at Kingston and Jan. 31, 2009 at Peterborough), Patrik Machac (Nov. 11, 2011 vs Niagara)		
Fastest Opening Goal	0:09	
Lukas Havel (Nov. 21, 1999 vs. London)		
Fastest Period Goal	0:07	
Evgeny Grachev (Oct. 30, 2008 vs Kingston)		
Fastest Two Goals by One Player	0:17	
Brian Barker (Oct. 30, 1998 at Kitchener - 2nd period)		
Fastest Three Goals by One Player	10:22	
Jay McClement (March 9, 2003 vs. Mississauga)		

INDIVIDUAL GAME RECORDS – 2017-18

Most Goals	3
Luke Burghardt (Sep. 24, 2017 at Sudbury); Brad Chenier (Nov. 19, 2017 at Sudbury); Justin Brazeau (Dec. 10, 2017 vs Barrie)	
Most Assists	4
Brett McKenzie (Dec. 31, 2017 vs Mississauga)	
Most Points	5
Justin Brazeau (Jan. 7, 2018 vs London)	
Most Power-Play Goals	2
Justin Brazeau (Dec. 10, 2017 vs Barrie and Oct. 28, 2017 at Owen Sound)	
Most Shorthanded Goals	1
Luke Burghardt (Jan. 28, 2018 vs Niagara); Justin Brazeau (Jan. 26, 2018 at Ottawa, Oct. 29, 2017 at Kitchener and Oct. 26, 2017 vs Windsor); Patrick Brown (Oct. 20, 2017 at Mississauga); Luke Moncada (Feb. 19, 2018 at Oshawa)	
Fastest Opening Goal	0:24
Justin Brazeau (Oct. 26, 2017 vs Windsor)	
Fastest Period Goal	0:13
Luke Burghardt (Dec. 31, 2017 vs Mississauga)	
Fastest Two Goals by One Player	1:46
Daniel Walker (Oct. 22, 2017 vs Kingston)	
Fastest Three Goals by One Player	33:52
Justin Brazeau (Dec. 10, 2017 vs Barrie)	
Longest Point Scoring Streak (Games)	9
Justin Brazeau (Feb. 10, 2018 to Mar. 1, 2018. 6G, 6A)	
Longest Goal Scoring Streak (Games)	5
Justin Brazeau (Feb. 11, 2018 to Feb. 21, 2018. 5G, 5A)	

NORTH BAY BATTALION

2018 OHL PRIORITY SELECTIONS

RD	NO	NAME	2017-18 CLUB	POS	HT	WT	BIRTHDATE
1	9	Schlueting, Pacey	North Bay Trappers	LD	6.00	170	01/02/2002
2	29	Peters, Cameron	Toronto Marlboros	C	6.01	177	07/09/2002
2	31	Vrbetic, Joe	Don Mills Flyers	G	6.04	170	10/24/2002
3	49	Jackson, Kyle	Toronto Red Wings	C	5.11	154	10/17/2002
4	69	Campbell, David	North Bay Trappers	LW	6.00	167	04/12/2002
5	89	Mayotte, James	Shattuck-St. Mary's Sabres Prep	LD	6.01	165	03/04/2002
6	109	Currie, Joshua	Don Mills Flyers	LW	6.01	158	07/01/2002
8	149	Gangl, Thomas	Huron Perth Lakers	RD	6.00	162	01/08/2002
9	169	Kirkby, Jesse	North Bay Trappers	RW	6.00	149	01/04/2002
10	189	Hall, Ryan	Vaughan Kings	D	6.01	210	05/22/2002
11	209	Proulx, Reece	North Bay Trappers	G	5.08	136	06/06/2002
13	249	Dey, Liam	Burlington Eagles	LW	5.11	168	11/16/2002
14	275	Bantle, Carson	Shattuck-St. Mary's Sabres Prep	LW	6.02	165	01/22/2002
15	285	Stockfish, Jack	North Bay Trappers	C	5.10	154	09/30/2002
15	289	Hay, Jackson	Kingston Frontenacs	RD	5.09	174	05/23/2002
Under-18 Priority Selection							
1	9	Peterson-Galema, Jacob	North Bay Trappers	LD	6.01	186	05/25/2001
2	29	Schell, Cal	Burlington Eagles	G	6.02	195	11/23/2001
3	46	Kioki, Gabby	Timmins Majors	C	5.07	159	02/13/2001
CHL Import Draft							
1	27	Postnov, Yegor	Stupino Capitan	LW	6.00	156	04/19/2000
2	87	Maier, David	Sodertalje SK J18E	RD	5.11	156	01/12/2000

HEAD COACH

Stan Butler Born: Toronto, Ont., February 2, 1956

Year	Club	GP	W	L	T	OTL	SOL	PTS	Finish
1994-95	Oshawa Generals	66	40	21	5			85	2nd (East)
1995-96	Oshawa Generals	66	30	28	8			68	4th (East)
1998-99	Brampton Battalion	68	8	57	3			19	5th (Midwest)
1999-00	Brampton Battalion	68	25	28	11	4		65	3rd (Midwest)
2000-01	Brampton Battalion	68	33	22	9	4		79	3rd (Midwest)
2001-02	Brampton Battalion	68	26	35	5	2		59	5th (Midwest)
2002-03	Brampton Battalion	68	34	24	6	4		78	1st (Central)
2003-04	Brampton Battalion	68	25	32	9	2		61	4th (Central)
2004-05	Brampton Battalion	68	33	24	9	2		77	3rd (Central)
2005-06	Brampton Battalion	68	44	21	1	2		91	1st (Central)
2006-07	Brampton Battalion	68	27	36	1	4		59	4th (Central)
2007-08	Brampton Battalion	68	42	22	1	3		88	1st (Central)
2008-09	Brampton Battalion	68	47	19	1	1		96	1st (Central)
2009-10	Brampton Battalion	68	25	29	7	7		64	3rd (Central)
2010-11	Brampton Battalion	68	29	32	1	6		65	3rd (Central)
2011-12	Brampton Battalion	68	36	22	3	7		82	3rd (Central)
2012-13	Brampton Battalion	68	34	25	3	6		77	2nd (Central)
2013-14	North Bay Battalion	68	38	24	4	2		82	1st (Central)
2014-15	North Bay Battalion	68	37	20	6	5		85	2nd (Central)
2015-16	North Bay Battalion	68	35	23	6	4		80	2nd (Central)
2016-17	North Bay Battalion	68	24	38	4	2		54	4th (Central)
2017-18	North Bay Battalion	68	30	28	7	3		70	3rd (Central)
OHL Totals		1,492	702	610	65	63	52	1,584	Pct. .531

Coaching History Stan Butler 1998-99 to present.

2017-18 TEAM RECORD

	W	L	OTL	SL		W	L	OTL	SL
Overall Record:	30	28	7	3	vs. Barrie	3	3	0	0
Home Record:	18	9	5	2	vs. Erie	0	2	0	0
Road Record:	12	19	2	1	vs. Flint	2	0	0	0
Overtime Record:	5	8			vs. Guelph	0	1	1	0
vs. East Division Opponents	6	9	2	3	vs. Hamilton	1	3	0	0
vs. Central Division Opponents	16	9	1	0	vs. Kingston	1	2	0	1
vs. West Division Opponents	5	5	2	0	vs. Kitchener	1	1	0	0
vs. Midwest Division Opponents	3	5	2	0	vs. London	1	0	1	0
September Record	3	0	1	0	vs. Mississauga	5	1	0	0
October Record	2	8	1	0	vs. Niagara	2	3	1	0
November Record	3	7	1	0	vs. Oshawa	1	1	1	1
December Record	5	3	2	0	vs. Ottawa	1	2	1	0
January Record	9	2	0	1	vs. Owen Sound	1	1	0	0
February Record	5	4	2	1	vs. Peterborough	2	1	0	1
March Record	3	4	0	1	vs. Saginaw	1	1	0	0
Playoff Record:	1	4			vs. Sarnia	1	1	0	0
40					vs. Sault Ste. Marie	0	2	2	0
					vs. Sudbury	6	2	0	0
					vs. Windsor	1	1	0	0

OSHAWA GENERALS

Tribute Communities Centre • 99 Athol Street East, Oshawa, Ontario L1H 1J8
 Phone: 905.433.0900 • Fax: 905.433.0868
 email: admin@oshawagenerals.com • www.oshawagenerals.com



TEAM DIRECTORY

President and Governor
 Vice President
 Vice President and General Manager
 Head Coach
 Assistant Coaches

Goaltending Consultant
 Equipment Manager
 Athletic Therapist
 Director of Hockey Operations
 Director Player Pers. and Scouting Coord.
 Scouts

Team Travel Coordinator
 Director, Business Operations
 Director, Marketing & Sponsorship
 Director, Ticket Sales & Service
 Manager, Media Relations and Game Ops.
 Manager, Corporate Partnership
 Community Relations/Merchandise
 Ticket Sales Account Representative
 Office Administrator
 Digital Marketing Coordinator
 Academic Advisor
 Club Physicians
 Club Dentist

Rocco Tullio
 John McMahon
 Roger Hunt
 Greg Walters
 Greg Nemisz
 Nathan McLver
 Paul Gibson
 Bryan Boyes
 Matt Leech
 Mike Kelly
 Kevin Thacker
 Kevin Bloch, Mike Craig, Danny
 O'Brien, Anthony Herrington,
 Joe Beleskey, Joe Washkurak,
 Logan Graves, Tony Ciampa,
 Ethan O'Rourke
 Gary Minacs
 Andrew Edwards
 Meghan Wright
 Jason Hickman
 Jessica Corbett
 Eric Ebenbauer
 Joe Crimi
 Colton Jimmo
 Denise Martin
 Sarah Macalisang
 Tom Buchanan
 Dr. Bolger, Dr. Paulovic, Dr. Martin
 Dr. Zakarow



Rocco Tullio



Roger Hunt



Greg Walters



Tyler Tullio

TEAM INFORMATION

Home Arena	Tribute Communities Centre		
Dimensions	85' x 200'	Capacity	5,180 (5,637 with standing)
Box Office Phone	905.438.8881	Arena Manager	Vince Vella
Media Room	Lower Level	Team Colours	Red, White, Blue
Training Camp	Tribute Communities Centre		
Affiliated Teams	Mississauga Chargers	Manager:	Tony Clark

OSHAWA GENERALS

FRANCHISE RECORD

See page 126 for complete franchise records

SEASON	NAME	GP	W	L	T	OTL	SOL	PTS	GF	GA	FINISH
2017-18	Oshawa Generals	68	36	29	-	3	0	75	250	243	3rd (East)
2016-17	Oshawa Generals	68	40	23	-	3	2	85	228	215	2nd (East)
2015-16	Oshawa Generals	68	27	33	-	4	4	62	197	235	4th (East)
2014-15	Oshawa Generals	68	51	11	-	2	4	108	292	157	1st (East)
2013-14	Oshawa Generals	68	42	20	-	0	6	90	232	187	1st (East)
2012-13	Oshawa Generals	68	42	22	-	1	3	88	235	192	2nd (East)
2011-12	Oshawa Generals	68	31	30	-	4	3	69	242	241	4th (East)
2010-11	Oshawa Generals	68	39	19	-	4	6	88	273	240	2nd (East)
2009-10	Oshawa Generals	68	24	39	-	3	2	53	216	299	4th (East)
2008-09	Oshawa Generals	68	25	35	-	2	5	57	213	282	4th (East)
2007-08	Oshawa Generals	68	38	17	-	6	7	89	290	262	2nd (East)
2006-07	Oshawa Generals	68	31	29	-	3	5	70	292	320	2nd (East)
2005-06	Oshawa Generals	68	18	45	-	4	1	41	233	330	5th (East)
2004-05	Oshawa Generals	68	15	48	3	2	-	35	173	289	5th (East)
2003-04	Oshawa Generals	68	30	29	8	1	-	69	188	206	3rd (East)
2002-03	Oshawa Generals	68	34	30	2	2	-	72	243	225	4th (East)
2001-02	Oshawa Generals	68	23	33	7	5	-	58	205	247	4th (East)
2000-01	Oshawa Generals	68	20	36	7	5	-	52	184	254	5th (East)
1999-00	Oshawa Generals	68	32	30	4	2	-	70	227	224	5th (East)
1998-99	Oshawa Generals	68	39	24	5	-	-	83	280	217	3rd (East)
1997-98	Oshawa Generals	66	26	32	8	-	-	60	214	247	4th (East)
1996-97	Oshawa Generals	66	41	18	7	-	-	89	287	202	2nd (East)
1995-96	Oshawa Generals	66	30	28	8	-	-	68	248	238	4th (East)
1994-95	Oshawa Generals	66	40	21	5	-	-	85	300	242	2nd (East)
1993-94	Oshawa Generals	66	26	32	8	-	-	60	272	309	6th (Layden)
1992-93	Oshawa Generals	66	33	28	5	-	-	71	270	268	3rd (Layden)
Franchise Totals		4,146	1,996	1,775	270	56	48	4,381	17,094	16,602	Pct. .528

TEAM RECORDS

SEASON

Team		
Most Points	(2014-15)	108
Most Goals	(1990-91)	382
Most Goals Against	(1976-77)	444
Fewest Goals Against	(2014-15)	157
Individual		
Most Goals	Tony Tanti (1980-81)	81
Most Assists	Scott McCrory (1986-87)	99
Most Points	Tony Tanti (80-81)	150
Best GAA	Ken Appleby (2014-15)	2.08

GAME

Most Goals	6
Tony Tanti (Jan. 18, 1981 vs. Kitchener)	
Most Assists	7
Chuck Durocher (Nov. 28, 1976 vs. Sault Ste. Marie)	
Most Points	8
Tony Tanti (Jan. 18, 1981 vs. Kitchener)	
Most Powerplay Goals	4
Tony Tanti (Jan. 18, 1981 vs. Kitchener)	
Most Shorthanded Goals	2
Dan Gratton (1984-85), Eric Lindros (1990-91), Rob Pearson (1990-91), Scott Hollis (1991-92), Stephane Sauiliere (1994-95), Kurt Walsh (1995-96), Marc Savard (1996-97), Brandon Nolan (2002-03), John Tavares (2005-06), Michael Del Zotto (Jan. 13, 2008 vs Kingston)	
Fastest Opening Goal	0:05
Paul Gardner (Feb. 13, 1976 at Kitchener)	
Fastest Period Goal	0:04
Brett Trudell (Sep. 26, 2004 vs Mississauga - OT)	
Fastest Two Goals by One Player	0:04
Greg Malone (Oct. 22, 1974 - 3rd period)	
Fastest Three Goals by One Player	2:24
Peter Horachek (Oct. 14, 1979 vs. Kitchener - 3rd period)	

INDIVIDUAL GAME RECORDS – 2017-18

Most Goals	3
Nick Wong (Sep. 22, 2017 at Sudbury); Jack Studnicka (Mar. 9, 2018 at Mississauga); Hayden McCool (Dec. 15, 2017 vs Peterborough); Allan McShane (Nov. 10, 2017 at Ottawa); Serron Noel (Sep. 23, 2017 at Sault Ste. Marie)	
Most Assists	5
Allan McShane (Sep. 23, 2017 at Sault Ste. Marie)	
Most Points	5
Allan McShane (Sep. 23, 2017 at Sault Ste. Marie)	
Most Power-Play Goals	2
Danil Antropov (Feb. 11, 2018 vs Peterborough); Nick Wong (Oct. 1, 2017 vs London); Allan McShane (Nov. 10, 2017 at Ottawa)	
Most Shorthanded Goals	1
12 times	
Fastest Opening Goal	0:43
Serron Noel (Oct. 15, 2017 vs Sudbury)	
Fastest Period Goal	0:09
Serron Noel (Feb. 19, 2018 vs North Bay)	
Fastest Two Goals by One Player	1:49
Nick Wong (Jan. 1, 2018 vs North Bay)	
Fastest Three Goals by One Player	21:59
Serron Noel (Sep. 23, 2017 at Sault Ste. Marie)	
Longest Point Scoring Streak (Games)	11
Allan McShane (Jan. 27, 2018 to Feb. 19, 2018. 7G, 7A)	
Longest Goal Scoring Streak (Games)	5
Allan McShane (Feb. 10, 2018 to Feb. 19, 2018. 6G, 6A)	

2018 OHL Priority Selections

RD	NO	NAME	2017-18 CLUB	POS	HT	WT	BIRTHDATE
1	11	Tullio, Tyler	Vaughan Kings	C	5.08	150	04/05/2002
2	28	Robinson, Dylan	Toronto Jr. Canadiens	C	6.01	163	07/01/2002
3	50	Gagnier, Ryan	Sun County Panthers	C	5.10	166	07/16/2002
3	54	Gucciardi, David	Don Mills Flyers	LD	5.11	160	10/09/2002
4	64	McKinney, Dawson	Hamilton Jr. Bulldogs	C	5.10	154	06/23/2002
6	111	Carlile, Declan	Wellington Dukes	LD	6.00	179	05/18/2000
6	117	DeBoer, Matthew	Salisbury PS Crimson Knights	RW	5.10	162	09/01/2002
7	131	Sbrocca, Matthew	Windsor AAA Zn Jr. Spitfires	G	6.02	205	08/16/2002
9	171	Brazier, Hunter	Sudbury Wolves	RW	5.10	152	01/14/2002
10	183	Dooley, Ayden	North Central Predators	RD	5.11	210	08/10/2002
11	211	Novak, Isaac	Detroit Little Caesars 18U	LW	5.09	160	01/08/2002
12	231	Jesus, David	North York Rangers	RD	6.02	154	05/30/2002
13	251	Guzzo, Patrick	Detroit Little Caesars	C/LW	6.02	187	11/27/2001
14	271	McGowan, Owen	Hamilton Huskies	RD	5.11	157	11/22/2002
15	291	Barnett, Taylor	Barrie Jr. Colts	LW	5.03	142	10/03/2002
Under-18 Priority Selection							
1	11	Polidori, Ryan	Windsor AAA Zn Jr. Spitfires	G	5.10	192	01/31/2001
2	31	Njima, Alan	Ottawa Senators	RD	6.00	220	06/18/2001
3	48	Kewley, Brendan	Richmond Hill Coyotes	RD	6.00	184	07/13/2001
CHL Import Draft							
1	33	Eggenberger, Nando	Davos HC	LW	6.02	198	10/07/1999

HEAD COACH

Greg Walters

Born: August 12, 1970 in Calgary, Alberta

Coaching Record

Year	Club	GP	W	L	OTL	SL	PTS	Finish
No OHL Coaching Record.								

Coaching History

Doug Williams 1962-63; Jim Cherry 1963-64 to 1964-65; Bep Guidolin 1965-66; Ted O'Connor 1966-67; Ike Hildebrand 1967-68 to 1968-69; Doug Williams 1969-70; Eddy Reigle 1970-71; Gus Bodnar 1971-72 to 1975-76; Sherwood Bassin 1976-77; Bill White 1977-78 to 1978-79; Paul Theriault 1979-80; Bill LaForge 1980-81; Paul Theriault 1981-82 to 1988-89; Rick Cornacchia 1989-90 to 1993-94; Stan Butler 1994-95 to 1995-96; Bill Stewart 1996-97; John Goodwin 1997-98 to 1999-2000; George Burnett 2000-01 to 2003-04; Bob McGill, Brad Selwood and Randy Ladouceur, 2004-05; Randy Ladouceur 2005-06; Brad Selwood 2006-07 to 2007-08; Chris DePiero 2007-08 to 2011-12; Gary Agnew, 2011-12; D.J. Smith 2012-13 to 2014-15; Bob Jones 2015-16 to 2017-18; Greg Walters 2018-19 to date.

2017-18 TEAM RECORD

	W	L	OTL	SL		W	L	OTL	SL
Overall Record:	36	29	3	0	vs. Barrie	1	3	0	0
Home Record:	20	12	2	0	vs. Erie	1	1	0	0
Road Record:	16	17	1	0	vs. Flint	2	0	0	0
Overtime Record:	2	3			vs. Guelph	1	1	0	0
					vs. Hamilton	0	6	0	0
vs. East Division Opponents	13	16	1	0	vs. Kingston	3	5	0	0
vs. Central Division Opponents	12	5	1	0	vs. Kitchener	2	0	0	0
vs. West Division Opponents	5	4	1	0	vs. London	2	0	0	0
vs. Midwest Division Opponents	6	4	0	0	vs. Mississauga	3	1	0	0
					vs. Niagara	1	0	1	0
September Record	2	2	0	0	vs. North Bay	3	1	0	0
October Record	6	3	2	0	vs. Ottawa	4	3	1	0
November Record	3	8	0	0	vs. Owen Sound	0	2	0	0
December Record	6	4	0	0	vs. Peterborough	6	2	0	0
January Record	6	5	1	0	vs. Saginaw	1	1	0	0
February Record	8	4	0	0	vs. Sarnia	0	2	0	0
March Record	5	3	0	0	vs. Sault Ste. Marie	1	0	1	0
					vs. Sudbury	4	0	0	0
Playoff Record:	1	4			vs. Windsor	1	1	0	0

OTTAWA 67's

The Arena at TD Place, 1015 Bank Street, Ottawa, ON K1S 3W7

Phone: 613.232.6767 • Sales/Marketing Fax: 613.232.5586 • Hockey Ops Fax: 613.695.9967

email: info@ottawa67s.com • www.ottawa67s.com



TEAM DIRECTORY

Governor

VP, Communications and Special Projects

Sr. VP Sports Business Operations

Sr. VP Brand & Business Development

General Manager

Head Coach & VP, Hockey Operations

Asst. General Manager & Director of Scouting

Associate Coach

Assistant Coach

Goalie Coach

Director of Player Development and Performance

Video Coach

Strength & Conditioning Coach

Head Equipment Manager

Head Athletic Therapist

Advisor, Hockey Operations

Goaltending Consultant

Scouting Staff

Joe Cartigiano, Marty Hogan, Charlie King,
Jay Lacroix, Nick Porter, Brent Soucie, Sean Teakle,
Joel Washkurak, Tristan Whitley

Account Director, Corporate Partnerships

Director, Marketing

Coordinator, Communications

Brand and Marketing Manager

Director, Ticket Operations

Executive Assistant

Head Team Physician

Housing and Education Coordinator

Jeff Hunt

Randy Burgess

Adrian Sciarra

John Mathers

James Boyd

André Tourigny

Jan Egert

Mario Duhamel

Norm Milley

Charles McTavish

Derek Miller

Andrew Boucher

Sean Young

Chris Hamilton

Dan Marynowski

Pat Higgins, Brian Kilrea,

Bert O'Brien

Fred Brathwaite

Erin O'Connell

Jon Sinden

Alex Pilote

Brianne Fodor

Eric Childers

Diane Davidson

Dr. Taryn Taylor

Eileen Duffin



Jeff Hunt



James Boyd



André Tourigny



Cameron Tolnai

TEAM INFORMATION

Home Arena	The Arena at TD Place	Capacity	6,200 (expandable to 9,862)
Dimensions	200' x 85'	Arena Phone	613.232-6767 x8240
Arena Manager	Mike Cerha		
Training Camp	The Arena at TD Place	Team Colours	Red, White, & Black

FRANCHISE RECORD

See page 127 for complete franchise records

SEASON	NAME	GP	W	L	T	OTL	SOL	PTS	GF	GA	FINISH
2017-18	Ottawa 67's	68	30	29	-	6	3	69	225	260	4th (East)
2016-17	Ottawa 67's	68	26	34	-	7	1	60	221	271	5th (East)
2015-16	Ottawa 67's	68	36	29	-	2	1	75	234	219	2nd (East)
2014-15	Ottawa 67's	68	38	25	-	4	1	81	239	220	2nd (East)
2013-14	Ottawa 67's	68	23	39	-	3	3	52	222	308	5th (East)
2012-13	Ottawa 67's	68	16	46	-	0	6	38	208	323	5th (East)
2011-12	Ottawa 67's	68	40	20	-	5	3	88	268	216	1st (East)
2010-11	Ottawa 67's	68	44	19	-	3	2	93	278	199	1st (East)
2009-10	Ottawa 67's	68	37	23	-	5	3	82	246	219	1st (East)
2008-09	Ottawa 67's	68	40	21	-	5	2	87	272	231	2nd (East)
2007-08	Ottawa 67's	68	29	34	-	2	3	63	201	237	3rd (East)
2006-07	Ottawa 67's	68	30	34	-	0	4	64	242	263	4th (East)
2005-06	Ottawa 67's	68	29	31	-	5	3	66	240	244	4th (East)
2004-05	Ottawa 67's	68	34	26	7	1	-	76	244	210	2nd (East)
2003-04	Ottawa 67's	68	29	26	9	4	-	71	238	220	1st (East)
2002-03	Ottawa 67's	68	44	14	7	3	-	98	318	210	1st (East)
2001-02	Ottawa 67's	68	36	20	10	2	-	84	262	218	2nd (East)
2000-01	Ottawa 67's	68	33	21	10	4	-	80	249	201	2nd (East)
1999-00	Ottawa 67's	68	43	20	4	1	-	91	269	189	1st (East)
1998-99	Ottawa 67's	68	48	13	7	-	-	103	305	164	1st (East)
1997-98	Ottawa 67's	66	40	17	9	-	-	89	286	172	1st (Eastern)
1996-97	Ottawa 67's	66	49	11	6	-	-	104	320	177	1st (Eastern)
1995-96	Ottawa 67's	66	39	22	5	-	-	83	258	200	1st (Eastern)
1994-95	Ottawa 67's	66	22	38	6	-	-	50	232	276	6th (Eastern)
1993-94	Ottawa 67's	66	33	22	11	-	-	77	274	229	2nd (Leyden)
1992-93	Ottawa 67's	66	16	42	8	-	-	40	220	310	8th (Leyden)
Franchise Totals		3,386	1,731	1,348	210	62	35	3,769	14,357	13,040	Pct. .557

TEAM RECORDS

SEASON

Team		
Most Points	(1996-97)	104
Most Goals	(1977-78)	405
Most Goals Against	(1974-75)	382
Fewest Goals Against	(1998-99)	164

Individual

Most Goals	Peter Lee (1975-76)	81
Most Assists	Bob Smith (1977-78)	123
Most Points	Bob Smith (1977-78)	192
Best GAA	Levente Szuper (1998-99)	2.33

GAME

Most Goals	6
Tim Young (Jan. 24, 1975 vs. St. Catharines)	
Most Assists	7
Tim Young (Feb. 16, 1975 vs. London)	
Most Points	8
Tim Young (Jan. 24, '75 vs. St. Catharines and Feb. 16, '75 vs. London); Derek Grant and Steve Washburn (Feb. 19, '95 at S.S.Marie)	
Most Powerplay Goals	5
Bob Smith (Oct. 2, 1977 vs. Niagara Falls)	
Most Shorthanded Goals	2
Bruce Baker (1974-75); Bob Smith (1976-77); Shean Donovan (1993-94), Alyn McCauley (1996-97)	
Fastest Opening Goal	0:09
Frank Donnelly (Sept. 27, 1974 vs. Toronto); Warren Holmes (Feb. 12, 1977 at Kitchener)	
Fastest Period Goal	0:07
Alyn McCauley (Dec. 10, 1994 at Belleville - 2nd period)	
Fastest Two Goals by One Player	0:07
Jim Fox (Jan. 2, 1979 at Brantford - 3rd period)	

Fastest Three Goals by One Player 0:25

Tom McDonnell (Dec. 10, 1976 vs. Sudbury - 2nd period)

INDIVIDUAL GAME RECORDS – 2017-18

Most Goals	3
Sasha Chmelevski (Oct. 28, 2017 vs Saginaw); Tye Felhaber (Dec. 30, 2017 at Peterborough and Feb. 14, 2018 vs Kingston); Travis Barron (Jan. 17, 2018 vs Mississauga); Austen Keating (Sep. 24, 2017 vs Erie)	

Most Assists	4
Tye Felhaber (Oct. 28, 2017 vs Saginaw); Sasha Chmelevski (Jan. 21, 2018 vs Peterborough)	

Most Points	4
Sasha Chmelevski (Jan. 21, 2018 vs Peterborough); Tye Felhaber (Mar. 15, 2018 at Barrie and Oct. 28, 2017 vs Saginaw); Travis Barron (Jan. 17, 2018 vs Mississauga); Austen Keating (Sep. 24, 2017 vs Erie)	

Most Power-Play Goals	2
Austen Keating (Sep. 24, 2017 vs Erie); Travis Barron (Jan. 17, 2018 vs Mississauga); Tye Felhaber (Dec. 30, 2017 at Peterborough and Mar. 18, 2018 vs North Bay)	

Most Shorthanded Goals	1
9 times	

Fastest Opening Goal	1:19
Mitchell Hoelscher (Feb. 2, 2018 vs Niagara)	

Fastest Period Goal	0:15
Travis Barron (Mar. 10, 2018 vs Kingston)	

Fastest Two Goals by One Player	0:52
Tye Felhaber (Feb. 2, 2018 vs Niagara)	

Fastest Three Goals by One Player	4:22
Tye Felhaber (Dec. 30, 2017 at Peterborough)	

Longest Point Scoring Streak (Games)	10
Sasha Chmelevski (Feb. 17, 2018 to Mar. 10, 2018. 6G, 6A)	

Longest Goal Scoring Streak (Games)	5
Kody Clark (Oct. 12, 2017 to Oct. 21, 2017. 6G, 6A)	

OTTAWA 67's

2018 OHL PRIORITY SELECTIONS

RD	NO	NAME	2017-18 CLUB	POS	HT	WT	BIRTHDATE
1	6	Tolnai, Cameron	Oakville Rangers	C	6.00	167	02/14/2002
2	35	Cranley, Will	Peterborough Petes	G	6.02	158	02/26/2002
3	44	Belanger, Alec	Barrie Jr. Colts	LD	5.11	185	05/29/2002
3	51	Crete, Yanic	Hawkesbury Hawks	C	5.11	169	05/07/2002
4	66	Ambrosio, Colby	Buffalo Jr. Sabres	C	5.09	160	08/07/2002
4	76	Bradley, Chase	New Jersey Colonials	C	5.10	169	01/09/2002
5	86	Maggio, Matthew	Sun County Panthers	RW	5.09	170	11/25/2002
6	106	Costantini, Anthony	Vaughan Kings	RD	5.11	141	08/04/2002
7	126	Peterson, Dylan	CIH Academy White	RW	6.03	181	01/08/2002
9	166	Luik, Owen	Oakville Rangers	LD	5.09	182	04/04/2002
11	206	Cavan, Liam	Rockland Nationals	LD	5.10	140	03/09/2002
12	226	Graham, Ethan	Mississauga Reps	RW	6.00	157	04/15/2002
13	246	Chmelevski, Nicholas	Oakland Jr. Grizzlies	C	5.08	147	09/26/2002
15	290	Tolnai, Davis	Oakville Rangers	G	6.00	155	02/14/2002
Under-18 Priority Selection							
1	6	Dick, Jesse	Pembroke Lumber Kings	C	5.10	164	05/11/2001
2	26	Ward, Joshua	Ottawa Senators	G	6.03	225	09/20/2001
3	43	LaFrance, David	Rockland Nationals	RD	5.11	148	05/17/2001
CHL Import Draft							
1	18	Rossi, Marco	Zurich GCK Lions Jr.	C	5.09	154	09/23/2001

HEAD COACH

André Tourigny

Born: May 30, 1974 in Nicolet, QC

Year	Club	GP	W	L	T	OTL	PTS	Finish
2017-18	Ottawa 67's	68	30	29	6	3	69	4th (East)

Coaching History

Bill Long, 1967-68 to 1971-72; Leo Boivin, 1972-73 and 1973-74; Brian Kilrea, 1974-75 to 1983-84; Cliff Stewart and Bob Ellett, 1984-85; Bob Ellett, 1985-86; Brian Kilrea, 1986-87 to 1993-94; Peter Lee, 1994-95; Brian Kilrea, 1995-96 2008-09; Chris Byrne 2009-10 to 2013-14; Jeff Brown 2014-15 to 2016-17, André Tourigny 2017-18 to date.

2017-18 TEAM RECORD

	W	L	OTL	SL		W	L	OTL	SL
Overall Record:	30	29	6	3	vs. Barrie	2	2	0	0
Home Record:	17	11	4	2	vs. Erie	1	0	0	1
Road Record:	13	18	2	1	vs. Flint	1	0	1	0
Overtime Record:	6	7			vs. Gatineau	1	1	0	0
					vs. Guelph	1	0	1	0
vs. East Division Opponents	12	15	3	0	vs. Hamilton	0	5	0	0
vs. Central Division Opponents	9	7	0	2	vs. Kingston	2	4	2	0
vs. West Division Opponents	4	4	2	0	vs. Kitchener	1	1	0	0
vs. Midwest Division Opponents	5	3	1	1	vs. London	1	1	0	0
					vs. Mississauga	2	2	0	0
September Record	2	2	1	0	vs. Niagara	2	2	0	0
October Record	7	4	0	0	vs. North Bay	3	0	0	1
November Record	4	6	0	1	vs. Oshawa	4	3	1	0
December Record	2	7	0	1	vs. Owen Sound	1	1	0	0
January Record	4	2	4	1	vs. Peterborough	5	2	0	0
February Record	8	3	0	0	vs. Saginaw	1	1	0	0
March Record	3	5	1	0	vs. Sarnia	1	1	0	0
					vs. Sault Ste. Marie	1	1	0	0
Playoff Record:	1	4			vs. Sudbury	0	1	0	1
					vs. Windsor	0	1	1	0

OWEN SOUND ATTACK

P.O. Box 1420, Owen Sound, Ontario N4K 6T5
Phone: 519.371.7452 • Fax: 519.371.7990
email: loleary@attackhockey.com • www.attackhockey.com



TEAM DIRECTORY

President	Dr. Bob Severs
Governor	Peter MacDermid
Business Manager	Ray McKelvie
General Manager	Dale DeGray
Head Coach	Todd Gill
Assistant Coaches	Alan Letang, Jordan Hill
Goaltending Coach	Greg Redquest
Powerskating Coach	Denise Reid
Athletic Therapist	Andy Brown
Strength and Conditioning Coach	Andy Playter
Assistant Equipment Manager	Trevor Castonguay
Assistant Athletic Therapist	Brandon Downing
Director of Player Development	Sean Lafortune
Director of Scouting	David McNamara
Scouts	Cory Hamilton, Rod Freiburger Shamus Gregga, David Ross, Nick Tomczyk, Chris Cameron, Aaron Armstrong
Skills Development/Scout	Joey Hishon
Statistician	Ryan Manley
Coord. of Sales & Corporate Part.	Greg Hoddinott
Office Administrator	Lee Anne O'Leary
Administrator	Larissa Blue
Group Sales Coordinator	Matt Christie
Coord. Communications & Com. Events	Devon Yakabuski
Academic Advisor	Sarah Rowe
Club Physician	Dr. Cam Tweedie
Club Dentist	Dr. Sean Stewart



Dr. Bob Severs



Dale DeGray



Todd Gill



Nolan Seed

TEAM INFORMATION

Home Arena	J.D. McArthur Arena/Harry Lumley Bayshore Community Centre		
Capacity	3,000 (3,500 with standees)	Dimensions	200' x 85'
Box Office Phone	519.371.7452	Arena Phone	519.376.3594
Arena Manager	Mark Kazarian	Press Box	West side, above sec.H
Team Colours	Red, Black, Gold & White		
Training Camp	Harry Lumley Bayshore Community Centre		

OWEN SOUND ATTACK

FRANCHISE RECORD

See page 128 for complete franchise records

SEASON	NAME	GP	W	L	T	OTL	SOL	PTS	GF	GA	FINISH
2017-18	Owen Sound Attack	68	38	22	-	3	5	84	289	247	2nd (Midwest)
2016-17	Owen Sound Attack	68	49	15	-	2	2	102	297	177	2nd (Midwest)
2015-16	Owen Sound Attack	68	32	25	-	8	3	75	209	222	4th (Midwest)
2014-15	Owen Sound Attack	68	35	24	-	2	7	79	240	211	4th (Midwest)
2013-14	Owen Sound Attack	68	31	29	-	3	5	70	205	237	4th (Midwest)
2012-13	Owen Sound Attack	68	44	18	-	1	5	94	231	165	2nd (Midwest)
2011-12	Owen Sound Attack	68	32	29	-	3	4	71	234	220	3rd (Midwest)
2010-11	Owen Sound Attack	68	46	17	-	1	4	97	283	215	1st (Midwest)
2009-10	Owen Sound Attack	68	27	33	-	4	4	62	221	276	5th (Midwest)
2008-09	Owen Sound Attack	68	26	27	-	7	8	67	226	258	4th (Midwest)
2007-08	Owen Sound Attack	68	20	41	-	2	5	47	200	290	4th (Midwest)
2006-07	Owen Sound Attack	68	31	30	-	3	4	69	256	261	4th (Midwest)
2005-06	Owen Sound Attack	68	32	29	-	4	3	71	239	239	4th (Midwest)
2004-05	Owen Sound Attack	68	40	18	7	3	-	90	245	187	2nd (Midwest)
2003-04	Owen Sound Attack	68	30	27	7	4	-	71	202	210	4th (Midwest)
2002-03	Owen Sound Attack	68	27	30	7	4	-	65	206	243	4th (Midwest)
2001-02	Owen Sound Attack	68	24	31	10	3	-	61	200	240	4th (Midwest)
2000-01	Owen Sound Attack	68	31	27	7	3	-	72	256	236	4th (Midwest)
1999-00	Owen Sound Platers	68	21	35	6	6	-	54	237	292	5th (Midwest)
1998-99	Owen Sound Platers	68	39	24	5	-	-	83	312	293	2nd (Midwest)
1997-98	Owen Sound Platers	66	27	34	5	-	-	59	270	312	4th (Central)
1996-97	Owen Sound Platers	66	27	37	2	-	-	56	258	318	4th (Central)
1995-96	Owen Sound Platers	66	29	32	5	-	-	63	274	313	4th (Central)
1994-95	Owen Sound Platers	66	22	38	6	-	-	50	239	299	3rd (Central)
1993-94	Owen Sound Platers	66	34	30	2	-	-	70	303	284	4th (Emms)
Team Totals		1,954	887	851	91	66	59	1,990	7,256	7,562	Pct. .509

TEAM RECORDS

SEASON

Team		
Most Points	(2016-17)	102
Most Goals	(1992-93)	330
Most Goals Against	(1982-83)	555
Fewest Goals Against	(2012-13)	165

Individual

Most Goals	Andrew Brunette (1992-93)	62
Most Assists	Andrew Brunette (1992-93)	100
Most Points	Andrew Brunette (1992-93)	162
Best GAA	Jordan Binnington (2012-13)	2.17

GAME

Most Goals	5
Wes Galdie (Jan 6/99 vs. Toronto), Josh Bailey (Oct. 28/06 in Erie)	

Most Assists	5
Kirk Muller (Feb 24/84 vs. North Bay); Wayne Primeau (Mar 11/95 vs. Ottawa); Dan Snyder (Jan 6/99 vs. Toronto); Bryan Kazarian (Sept 24/99 at S.S. Marie); Bobby Ryan (Oct 8/05 vs Oshawa and Oct 22/05 vs Guelph), Nick Suzuki (Feb. 17, 2017 at London)	

Most Points	7
Jim Ensom (Jan 10/96 vs. Sudbury), Cameron Brace (Feb 11/12 vs Peterborough)	

Most Powerplay Goals	3
Jason MacDonald (Feb 15/93 at Detroit); Larry Paleczny (Dec 13/96 at Kingston); Daniel Sisca (Nov. 21/01 vs. Kitchener)	

Most Shorthanded Goals	2
Guy Larose (Nov 29/85 at S. S. Marie), Greg Jacina (Dec. 20/00 vs. Erie), Bobby Ryan (Mar. 6/05 at Toronto), Nick Suzuki (Nov. 2, 2016 vs Barrie); Maksim Sushko (Oct. 14, 2017 vs Oshawa)	

Fastest Opening Goal	0:10
Jonah Gadjovich (Feb. 23, 2018 at Guelph)	

Fastest Period Goal	0:04
Petrus Palmu (Sept 28/16 vs Hamilton - 2nd period)	

48

Fastest Two Goals by One Player	0:07
Joseph Blandisi (Nov. 26, 2011 at Sault Ste. Marie)	

Fastest Three Goals by One Player	5:27
Paul Kelly (Feb 20, 1987 at London - 2nd period)	

INDIVIDUAL GAME RECORDS – 2017-18

Most Goals	4
------------	---

Maksim Sushko (Oct. 14, 2017 vs Oshawa)	
---	--

Most Assists	4
--------------	---

Ethan Szypula (Oct. 14, 2017 vs Oshawa)	
---	--

Most Points	5
-------------	---

Nick Suzuki (Oct. 14, 2017 vs Oshawa); Aidan Dudas (Feb. 8, 2018 at Peterborough)	
---	--

Most Power-Play Goals	2
-----------------------	---

Nick Suzuki (Nov. 19, 2017 at Flint); Jonah Gadjovich (Feb. 19, 2018 at Hamilton); Kevin Hancock (Oct. 14, 2017 vs Oshawa)	
--	--

Most Shorthanded Goals	2
------------------------	---

Maksim Sushko (Oct. 14, 2017 vs Oshawa)	
---	--

Fastest Opening Goal	0:10
----------------------	------

Jonah Gadjovich (Feb. 23, 2018 at Guelph)	
---	--

Fastest Period Goal	0:07
---------------------	------

Maksim Sushko (Dec. 1, 2017 at Kitchener)	
---	--

Fastest Two Goals by One Player	0:39
---------------------------------	------

Nick Suzuki (Feb. 17, 2018 vs Ottawa)	
---------------------------------------	--

Fastest Three Goals by One Player	18:53
-----------------------------------	-------

Maksim Sushko (Oct. 14, 2017 vs Oshawa)	
---	--

Longest Point Scoring Streak (Games)	9
--------------------------------------	---

Sean Durzi (Sep. 29, 2017 to Oct. 21, 2017. 5G, 5A)	
---	--

Nick Suzuki (Sep. 30, 2017 to Oct. 22, 2017. 8G, 8A)	
--	--

Kevin Hancock (Oct. 4, 2017 to Oct. 27, 2017. 4G, 4A)	
---	--

Jonah Gadjovich (Nov. 16, 2017 to Dec. 2, 2017. 7G, 7A)	
---	--

Longest Goal Scoring Streak (Games)	5
-------------------------------------	---

Nick Suzuki (Mar. 10, 2018 to Mar. 17, 2018. 8G, 8A)	
--	--

2018 OHL PRIORITY SELECTIONS

RD	NO	NAME	2017-18 CLUB	POS	HT	WT	BIRTHDATE
1	15	Seed, Nolan	Smiths Falls Bears	LD	5.11	152	04/24/2002
2	24	Barnes, Josh	Cornwall Colts	C	5.09	155	09/27/2002
4	61	Waters, Brady	Guelph Gryphons	LW	6.00	163	04/09/2002
6	108	Chenard, Nic	Sun County Panthers	G	6.03	174	03/29/2002
6	115	Van Waterschoot, Ben	Whitby Wildcats	C	6.02	180	03/16/2002
7	129	Small, Nathan	Elgin-Middlesex Chiefs	LD	6.00	168	08/04/2002
7	135	Latsch, Tanner	Detroit HoneyBaked	C	6.01	178	01/02/2002
8	155	Bronstine, Max	Mississauga Rebels	LD	5.09	130	01/15/2002
9	175	Latassa, Marco	Oakville Rangers	G	6.02	168	02/08/2002
10	195	O'Toole, Ryan	Mississauga Rebels	C	5.10	158	01/25/2002
10	196	Bishop, Michael	Milwaukee Jr. Admirals	C/LW	6.03	212	09/23/2002
11	215	Pearce, Brett	Barrie Jr. Colts	LD	5.11	165	10/08/2002
12	235	Davidson, Aaron	Cambridge Hawks	LW	6.07	201	06/10/2002
13	255	Underwood, Nolan	Brantford 99ers	LW	6.02	158	04/06/2002
15	295	Cowan, Mason	Whitby Wildcats	LW	5.07	143	03/16/2002
Under-18 Priority Selection							
1	15	Wilson, Griffin	Huron-Perth Lakers	C	6.03	209	05/30/2001
2	35	Letang, Ayden	Lambton Jr. Sting	LW	6.00	188	10/03/2001
CHL Import Draft							
1	45	Alberg, Manuel	Kolner EC Jr.	RW	5.10	154	03/06/2001
2	105	Seider, Moritz	Jungdler Mannheim U19	RD	6.04	183	04/06/2001

HEAD COACH

Todd Gill

Born: November 9, 1965 in Brockville, Ontario

Coaching Record

Year	Club	GP	W	L	OTL	SL	PTS	Finish
2011-12	Kingston Frontenacs	68	19	41	0	8	46	5th (East)
2012-13	Kingston Frontenacs	68	27	35	3	3	60	3rd (East)
2013-14	Kingston Frontenacs	68	39	23	3	3	84	2nd (East)
2017-18	Owen Sound Attack	68	38	22	3	5	84	2nd (Midwest)
OHL Totals		272	123	121	9	19	274	Pct. .504

Coaching History

Don McKee 1982-83; Joe Contini 1983-84 to 1984-85; Mike Mahoney and Rob Holody 1984-85; Jacques Martin 1985-86; Gary Spoor and Rob Holody 1986-87; Floyd Crawford 1987-88; Ron Smith 1988-89; Len McNamara 1989-90 to 1990-91; Rick Tarasuk 1991-92; Jerry Harrigan 1992-93 to 1994-95; Ric Seiling and John Lovell 1995-96; John Lovell 1996-97; John Lovell and Dave Siciliano 1997-98; Dave Siciliano 1998-99; Dave Siciliano and Brian O'Leary 1999-2000; Brian O'Leary 2000-01; Frank Carnevale 2001-02; Mike Stothers 2002-03 to 2006-07; Mark Reeds 2007-08 to 2010-11; Greg Ireland 2011-12 to 2014-15; Ryan McGill 2015-16 to 2016-17; Todd Gill 2017-18 to date.

2017-18 TEAM RECORD

	W	L	OTL	SL		W	L	OTL	SL
Overall Record:	38	22	3	5	vs. Barrie	2	3	0	1
Home Record:	21	8	0	5	vs. Erie	4	2	0	0
Road Record:	17	14	3	0	vs. Flint	3	0	0	1
Overtime Record:	5	3			vs. Guelph	3	4	0	1
					vs. Hamilton	2	0	0	0
vs. East Division Opponents	8	1	0	1	vs. Kingston	1	0	0	1
vs. Central Division Opponents	8	4	1	1	vs. Kitchener	4	3	1	0
vs. West Division Opponents	9	4	1	2	vs. London	2	4	0	0
vs. Midwest Division Opponents	13	13	1	1	vs. Mississauga	2	0	0	0
					vs. Niagara	2	0	0	0
September Record	2	0	0	1	vs. North Bay	1	0	1	0
October Record	6	4	0	1	vs. Oshawa	2	0	0	0
November Record	5	6	0	0	vs. Ottawa	1	1	0	0
December Record	1	5	1	3	vs. Peterborough	2	0	0	0
January Record	7	4	1	0	vs. Saginaw	1	1	0	0
February Record	10	2	0	0	vs. Sarnia	1	1	1	1
March Record	7	1	1	0	vs. Sault Ste. Marie	1	1	0	0
					vs. Sudbury	1	1	0	0
Playoff Record:	7	4			vs. Windsor	3	1	0	0

PETERBOROUGH PETES

Peterborough Memorial Centre, 151 Lansdowne St. West, Peterborough, ON K9J 1Y4

Phone: 705.743.3681 • Fax: 705.743.5497

email: info@gopetesgo.com • www.gopetesgo.com



TEAM DIRECTORY

Governor

President

Board of Directors

Senior Advisors

General Manager

Head Coach

Associate Coach

Assistant Coach

Video Coach

Head Strength & Conditioning Coach

Asst Strength & Conditioning Coach

Mental Performance Coach

Head Trainer

Assistant Athletic Therapist

Assistant Trainers

Player Safety & Security Liaison Officer

Director of Scouting

Scouts

Executive Director, Business Operations

Director of Merchandise

Manager, Sales & Marketing

Sr. Coord, Comm. & Partner Activation

Coord, Season Ticket Sales & Service

Coordinator, Engagement

Coord, Game Ops & Community Events

Coord, Group Ticket Sales & Service

Bookkeeper

Academic Advisors

Team Physicians

Dr. Robert Neville

Dave Pogue

Dr. Robert Neville, Dave Pogue,

Ken Jackman, Dave Lorentz, Rod McGillis

Dick Todd, Bob Gainey

Mike Oke

Rob Wilson

Andrew Verner

Derrick Walser

Noah Bucholtz

Josh Gillam

Broedie Birkhof

Brenley Shapiro

Brian Miller

Tash Lagacé

Larry Smith, Terry Bowser

Walter DiClemente

Chris McNamara

Dave Gaw, Ron Ringler, Sandy Gemmiti,

Matt St. Germain, Andy Hooper,

Dan Larmer, Dave Pulford, Brian Errey

Burton Lee

Don Sharp

Greg Sinclair

Tamara Burns

Steve Nicholls

Shelbi Kilcollins

Madeline Rawson

Bolton Kirkof

Vanessa Dinesen

Kim Driscoll, Barry Driscoll

Dr. Crawford Dobson, Dr. Craig Maltman,

Dr. Mike Munoz, Dr. Brendan Hughes,

Dr. Alex Weiler, Dr. Gavin Rukholm,

Dr. Steph Delleaire

Dr. Alex Rhee, Dr. Laura Deluca

Team Dentists

TEAM INFORMATION

Home Arena	Peterborough Memorial Centre	Capacity	3,729
Dimensions	195' x 85'	Arena Phone	705.743.3561
Arena Manager	Jeremy Giles	Team Colours	Maroon, black and cream
Training Camp	Peterborough Memorial Centre		
Affiliated Teams	Lindsay Muskies Jr. A		



Dr. Robert Neville



Mike Oke



Rob Wilson



Cameron Butler

FRANCHISE RECORD

See page 128 for complete franchise records

SEASON	NAME	GP	W	L	T	OTL	SOL	PTS	GF	GA	FINISH
2017-18	Peterborough Petes	68	23	39	-	3	3	52	222	283	5th East
2016-17	Peterborough Petes	68	42	21	-	2	3	89	239	221	1st (East)
2015-16	Peterborough Petes	68	33	28	-	2	5	73	240	259	3rd (East)
2014-15	Peterborough Petes	68	26	36	-	1	5	58	203	268	5th (East)
2013-14	Peterborough Petes	68	32	30	-	0	6	70	233	269	3rd (East)
2012-13	Peterborough Petes	68	26	35	-	3	4	59	202	254	4th (East)
2011-12	Peterborough Petes	68	27	34	-	3	4	61	219	281	4th (East)
2010-11	Peterborough Petes	68	20	45	-	1	2	43	195	298	5th (East)
2009-10	Peterborough Petes	68	29	35	-	1	3	62	231	277	3rd (East)
2008-09	Peterborough Petes	68	28	37	-	1	2	59	210	266	3rd (East)
2007-08	Peterborough Petes	68	28	36	-	1	3	60	199	250	4th (East)
2006-07	Peterborough Petes	68	24	39	-	1	4	53	198	274	5th (East)
2005-06	Peterborough Petes	68	47	16	-	2	3	99	269	199	1st (East)
2004-05	Peterborough Petes	68	34	21	9	4	-	81	238	215	1st (East)
2003-04	Peterborough Petes	68	22	40	3	3	-	50	191	244	4th (East)
2002-03	Peterborough Petes	68	32	22	11	3	-	78	222	215	2nd (East)
2001-02	Peterborough Petes	68	33	22	7	6	-	79	242	215	3rd (East)
2000-01	Peterborough Petes	68	30	28	8	2	-	70	221	213	3rd (East)
1999-00	Peterborough Petes	68	34	26	7	1	-	76	242	219	4th (East)
1998-99	Peterborough Petes	68	40	26	2	-	-	82	266	213	4th (East)
1997-98	Peterborough Petes	66	20	36	10	-	-	50	212	273	5th (Eastern)
1996-97	Peterborough Petes	66	39	25	2	-	-	80	251	238	3rd (Eastern)
1995-96	Peterborough Petes	66	35	22	9	-	-	79	289	235	2nd (Eastern)
1994-95	Peterborough Petes	66	26	34	6	-	-	58	255	286	5th (Eastern)
1993-94	Peterborough Petes	66	15	41	10	-	-	40	252	350	7th (Leyden)
Total Totals		3,948	1,921	1,603	337	40	47	4,266	15,431	14,724	Pct. .540

TEAM RECORDS

SEASON

Team		
Most Points	(2005-06)	99
Most Goals	(1983-84)	380
Most Goals Against	(1993-94)	350
Fewest Goals Against	(1985-86)	190

Individual

Most Goals	Scott Tottle (1983-84)	63
Most Assists	Mark Teevens (1984-85)	90
Most Points	Mike Harding (1992-93)	136
Best GAA	Chuck Goddard (1962-63)	2.49

Game

Most Goals	5
Bill Gardner (Nov. 22/79 vs. Oshawa), Doug Evans (Oct. 20/83 vs. North Bay), Nick Ritchie (Feb. 7/14 at Kingston)	
Most Assists	6
Doug Evans (Jan. 26/84 vs. Toronto)	
Most Points	7
Ron Mason (Jan. 13/77 vs. Kitchener), Ken Strong (Oct. 8/82 at Guelph), Doug Evans (Jan. 26/84 vs. Toronto)	
Most Powerplay Goals	3
Doug Evans (Oct. 20/83 vs. North Bay), John Johnson (Oct. 26/91 vs. Cornwall), Dave Roche (Jan. 28/93 vs. Newmarket), Brent Tully (Feb. 24/94 vs. Belleville)	
Most Shorthanded Goals	2
Scott Tottle (Nov. 20/83 at Kingston), Geoff Ingram (Jan. 22/89 at Toronto), Cameron Mann (Jan. 20/96 vs. Ottawa), Eric Staal (Sept. 26/02 vs. Mississauga)	
Fastest Opening Goal	0:06
Matt Lahey (Nov. 3/96 at North Bay)	
Fastest Period Goal	0:07
Jim Wiemer (twice - Nov. 8/79 vs. Niagara Falls - 2nd period, and Jan. 24/81 vs. Ottawa - 2nd period)	
Fastest Two Goals by One Player	0:10
Ryan Pawluk (Dec. 8/94 vs. North Bay - first period)	

Fastest Three Goals by One Player	1:38
Greg Theberge (Nov. 10/78 at Ottawa - 2nd period)	

INDIVIDUAL GAME RECORDS — 2017-18

Most Goals	3
Nikita Korostelev (Mar. 8, 2018 vs Mississauga and Nov. 2, 2017 vs Sarnia); Pavel Gogolev (Dec. 30, 2017 vs Ottawa, Feb. 15, 2018 vs Mississauga and Mar. 16, 2018 at Oshawa); Christopher Paquette (Oct. 19, 2017 at Windsor)	
Most Assists	5
Semyon Der-Arguchintsev (Mar. 16, 2018 at Oshawa)	
Most Points	6
Semyon Der-Arguchintsev (Mar. 16, 2018 at Oshawa)	
Most Power-Play Goals	2
Nikita Korostelev (Nov. 2, 2017 vs Sarnia); Logan DeNoble (Oct. 29, 2017 vs Hamilton and Feb. 8, 2018 vs Owen Sound); Christopher Paquette (Jan. 13, 2018 vs Ottawa)	
Most Shorthanded Goals	1
11 times	
Fastest Opening Goal	0:18
Pavel Gogolev (Dec. 30, 2017 vs Ottawa)	
Fastest Period Goal	0:10
Nikita Korostelev (Mar. 10, 2018 at Barrie)	
Fastest Two Goals by One Player	1:36
Logan DeNoble (Oct. 21, 2017 at Flint)	
Fastest Three Goals by One Player	7:44
Nikita Korostelev (Nov. 2, 2017 vs Sarnia)	
Longest Point Scoring Streak (Games)	7
Nikita Korostelev (Nov. 19, 2017 to Dec. 8, 2017. 3G, 3A) Nikita Korostelev (Dec. 14, 2017 to Jan. 3, 2018. 5G, 5A)	
Longest Goal Scoring Streak (Games)	4
Jonathan Ang (Sep. 28, 2017 to Oct. 5, 2017. 4G, 4A) Nikita Korostelev (Feb. 4, 2018 to Feb. 11, 2018. 4G, 4A) Nick Robertson (Feb. 8, 2018 to Feb. 15, 2018. 5G, 5A)	

PETERBOROUGH PETES

2018 OHL PRIORITY SELECTIONS

RD	NO	NAME	2017-18 CLUB	POS	HT	WT	BIRTHDATE
1	3	Cuyllé, William	Toronto Marlboros	LW	6.02	193	02/05/2002
2	27	Butler, Cameron	York-Simcoe Express	RW	6.04	190	06/09/2002
3	43	Austin, Tye	Kanata Lasers	G	6.03	171	05/28/2002
3	52	Bar, Jack	York-Simcoe Express	RD	6.02	175	10/07/2002
4	75	Spearing, Shawn	Toronto Jr. Canadiens	LD	6.00	166	07/26/2002
5	83	Perciballi, Matthew	Don Mills Flyers	RW	5.08	194	02/16/2002
6	103	Suda, Michael	Buffalo Regals 15U	LD	5.11	166	07/03/2002
7	123	Kirk, Jakson	Guelph Gryphons	RW	5.10	164	01/03/2002
8	143	Reeve, Luc	Peterborough Petes	C	5.10	167	01/18/2002
8	150	Serraglio, Sheldon	London Jr. Knights	LD	5.10	155	04/29/2002
9	163	Chiarot, Aaron	Mississauga Reps	RD	6.02	195	03/19/2002
11	203	Schoonderwoerd, Carter	Huron Perth Lakers	RW	6.03	216	02/07/2002
12	223	Palfreyman, Eli	Cambridge Hawks	C	5.11	172	03/07/2002
14	263	Studnicka, Joey	London Jr. Knights	C	5.10	151	08/04/2002
15	300	McMullen, Keegan	Cambridge Hawks	LW	5.10	163	03/19/2002

Under-18 Priority Selection

1	3	Hutton, Dustin	Vaughan Kings	LW	5.08	141	09/22/2001
2	23	Curtin, Kyle	Brantford 99ers	G	5.10	138	10/12/2001
3	42	Egan, Brady	Pembroke Lumber Kings	C	5.09	160	10/09/2001

CHL Import Draft

1	9	Kirk, Liam	Sheffield Steelers	LW	6.00	160	01/03/2000
2	69	Cermak, Erik	EC Red Bull Salzburg U18 AKA	LW	6.00	152	03/02/2001

HEAD COACH

Rob Wilson

Born: July 18, 1968 in Toronto, ON

Coaching Record

Year	Club	GP	W	L	OTL	SL	PTS	Finish
No OHL Coaching Record.								

Coaching History

Calum MacKay, 1956-57; Ted Kennedy 1957-58; Scotty Bowman 1958-59 to 1960-61; Neil Burke 1961-62; Frank Mario, 1962-63 to 1964-65; Roger Bedard, 1965-66; Roger Bedard and Roger Neilson, 1966-67; Roger Neilson 1967-68 to 1975-76; Garry Young, 1976-77; Gary Green, 1977-78 to 1978-79; Mike Keenan, 1979-80; Dave Dryden 1980-81, Dave Dryden and Dick Todd, 1981-82; Dick Todd 1982-83 to 1992-93; Dave MacQueen, 1993-94 to 1995-96; Brian Drumm, 1996-97; Brian Drumm and Jeff Twohey, 1997-98; Rick Allain, 1998-99 to 2003-04, Dick Todd 2004-05 to 2005-06; Vince Malette 2006-07 to 2007-08; Ken McRae 2008-09 to 2009-10, Mike Pelino 2010-11 to 2011-12; Mike Pelino and Jody Hull, 2012-13; Jody Hull 2013-14 to 2016-17; Jody Hull and Andrew Verner 2017-18; Rob Wilson 2018-19 to date.

2017-18 TEAM RECORD

	W	L	OTL	SL		W	L	OTL	SL
Overall Record:	23	39	3	3	vs. Barrie	1	1	0	0
Home Record:	18	14	1	1	vs. Erie	0	2	0	0
Road Record:	5	25	2	2	vs. Flint	1	1	0	0
Overtime Record:	4	5			vs. Guelph	1	1	0	0
					vs. Hamilton	2	5	0	0
vs. East Division Opponents	10	18	0	2	vs. Kingston	4	4	0	0
vs. Central Division Opponents	9	7	1	1	vs. Kitchener	0	1	1	0
vs. West Division Opponents	3	7	0	0	vs. London	0	1	1	0
vs. Midwest Division Opponents	1	7	2	0	vs. Mississauga	1	2	1	0
					vs. Niagara	2	2	0	0
September Record	1	2	0	0	vs. North Bay	2	1	0	1
October Record	9	3	0	1	vs. Oshawa	2	5	0	1
November Record	4	8	0	0	vs. Ottawa	2	4	0	1
December Record	2	5	1	0	vs. Owen Sound	0	2	0	0
January Record	2	6	2	2	vs. Saginaw	1	1	0	0
February Record	4	7	0	0	vs. Sarnia	0	2	0	0
March Record	1	8	0	0	vs. Sault Ste. Marie	0	2	0	0
					vs. Sudbury	3	1	0	0
Playoff Record:	N/A				vs. Windsor	1	1	0	0

SAGINAW SPIRIT

5789 State Street, Suite 2, Saginaw, MI 48603
 Phone: (989) 497-7747 • Fax: (989) 799-9426
 email: info@saginawspirit.com • www.saginawspirit.com



TEAM DIRECTORY

Owner	Richard J. Garber
President, Managing Partner & Governor	Craig Goslin
Partner/Alternate Governor	Jim Devellano
Partner/Goaltending Consultant	Chris Osgood
Partner	Brandon Bordeaux
General Manager	Dave Drinkill
Assistant General Manager	Brian Prout
Head Coach	Chris Lazary
Assistant Coach	Ryan Kuwabara
Goaltending Coach	A.J. Walczak
Strength and Conditioning Coach	Zach Mendoza
Skills/Development Consultant	Brandon Naurato
Athletic Trainer	Jeremy Spencer
Equipment Manager	Lester Tiu
Scouts	Angelo Nasato, Steve Hillier, Dustin Turner, Frank Robinson, Chris Lund, Greg Hammell
Vice President of Business Management	Lindsay McDougal
Vice President of Sales	Kae Pankow
Dir. of Sales and Marketing	Rick Riffel
Director of Broadcasting & Communications	Joey Battaino
Director of Game Day Operations	Mike Elliott
Director of Corp. Part. & Social Media	Charley Porter
Ticket & Corporate Sales Account Executive	Shelby Saint Souver
Merchandise/Foundation Director	Katerina Gombar
Academic Advisor	Pam Moretuzzo



Richard J. Garber



Craig Goslin



Chris Lazary



Cole Perfetti

TEAM INFORMATION

Home Arena	Wendler Arena at the Dow Event Center		
Capacity	4,213	Dimensions of Rink	192' x 85'
Arena Phone	(989) 759-1320	Arena Manager	Jon Block
Media Box Location	Conference room off main atrium		
Team Colours	Navy, Red, White		
Training Camp	Dow Event Center		

SAGINAW SPIRIT

FRANCHISE RECORD

See page 129 for complete franchise records

SEASON	NAME	GP	W	L	T	OTL	SOL	PTS	GF	GA	FINISH
2017-18	Saginaw Spirit	68	29	30	-	9	0	67	196	238	4th (West)
2016-17	Saginaw Spirit	68	27	32	-	7	2	63	204	248	5th (West)
2015-16	Saginaw Spirit	68	24	36	-	5	3	56	209	282	4th (West)
2014-15	Saginaw Spirit	68	29	36	-	2	1	61	212	271	3rd (West)
2013-14	Saginaw Spirit	68	33	30	-	4	1	71	254	248	3rd (West)
2012-13	Saginaw Spirit	68	32	29	-	4	3	71	250	264	4th (West)
2011-12	Saginaw Spirit	68	33	27	-	1	7	74	259	259	3rd (West)
2010-11	Saginaw Spirit	68	40	22	-	4	2	86	243	207	1st (West)
2009-10	Saginaw Spirit	68	34	27	-	4	3	75	240	230	4th (West)
2008-09	Saginaw Spirit	68	36	24	-	4	4	80	235	219	2nd (West)
2007-08	Saginaw Spirit	68	33	25	-	8	2	76	234	231	4th (West)
2006-07	Saginaw Spirit	68	44	21	-	0	3	91	291	217	2nd (West)
2005-06	Saginaw Spirit	68	36	30	-	2	0	74	242	246	2nd (West)
2004-05	Saginaw Spirit	68	18	42	4	4	-	44	150	260	4th (West)
2003-04	Saginaw Spirit	68	16	45	3	4	-	39	161	228	5th (West)
2002-03	Saginaw Spirit	68	11	45	5	7	-	34	158	275	5th (West)
Team Totals		1,088	475	501	12	69	31	1,062	3,538	3,923	Pct. .488

TEAM RECORDS

SEASON

Team		
Most Points	(1993-94)	97
Most Goals	(1978-79)	361
Most Goals Against	(1976-77)	370
Fewest Goals Against	(2010-11)	207

Individual

Most Goals	Brian Cullen (1953-54)	68
Most Assists	Brian Cullen (1953-54)	93
Most Points	Brian Cullen (1953-54)	161
Best G.A.A.	Alex Auld (2000-01)	2.54

GAME

Most Goals	5
Nick Kypreos (Feb. 27, 1986 vs. Sudbury); Dave McLlwin (Mar. 5, 1987 vs. Hamilton)	
Most Assists	7
Stan Adams (Sept. 30, 1977 vs. Kingston); Darren Turcotte (Feb. 28, 1988 vs. Kitchener)	
Most Points	9
Steve Ludzik (Dec. 30, 1980 vs. Oshawa)	
Most Powerplay Goals	4
Jeff Shevalier (Feb. 14, 1993 vs. Peterborough)	
Most Shorthanded Goals	2
Len Soccio (87-88); Peter Bitonti (88-89); James Sheehan (92-93); Shevalier (93-94); Vitali Yachmenev and Lee Jinman (94-95)	Jeff
Fastest Opening Goal	0:07
Patrick Asselin (Oct. 8, 2004 vs. Brampton)	
Fastest Period Goal	0:04
Marek Kvapil (Dec. 4, 2004 vs. Mississauga)	
Fastest Two Goals by One Player	0:03
Tyler Ertel (Jan. 8, 1989 vs Sudbury - 3rd period)	
Fastest Three Goals by One Player	2:27
Vitali Yachmenev (Nov. 27, 1993 at Newmarket - 2nd period)	

INDIVIDUAL GAME RECORDS – 2017-18

Most Goals	3
Blade Jenkins (Nov. 4, 2017 vs North Bay)	
Most Assists	4
Marcus Crawford (Dec. 31, 2017 at Windsor)	
Most Points	4
Marcus Crawford (Dec. 31, 2017 at Windsor)	
Most Power-Play Goals	2
Jake Goldowski (Jan. 27, 2018 vs Windsor); Cole Coskey (Jan. 19, 2018 at Sudbury); Marcus Crawford (Nov. 24, 2017 vs Flint and Nov. 18, 2017 vs Owen Sound)	
Most Shorthanded Goals	1
Kyle Bollers (Nov. 24, 2017 vs Flint); DJ Busdeker (Nov. 11, 2017 at Erie); Mason Kohn (Nov. 10, 2017 at Mississauga); Brady Gilmour (Oct. 15, 2017 vs Mississauga); Damien Giroux (Oct. 26, 2017 at Peterborough and Mar. 4, 2018 vs Sudbury)	
Fastest Opening Goal	0:28
Blade Jenkins (Feb. 17, 2018 at Flint)	
Fastest Period Goal	0:17
Brady Gilmour (Nov. 3, 2017 at London)	
Fastest Two Goals by One Player	1:03
Brady Gilmour (Jan. 5, 2018 vs Erie)	
Fastest Three Goals by One Player	14:43
Blade Jenkins (Nov. 4, 2017 vs North Bay)	
Longest Point Scoring Streak (Games)	7
Damien Giroux (Oct. 15, 2017 to Nov. 1, 2017. 4G, 4A)	
Longest Goal Scoring Streak (Games)	4
Blade Jenkins (Oct. 29, 2017 to Nov. 4, 2017. 6G, 6A) Cole Coskey (Nov. 25, 2017 to Dec. 3, 2017. 4G, 4A)	

2018 OHL PRIORITY SELECTIONS

RD	NO	NAME	2017-18 CLUB	POS	HT	WT	BIRTHDATE
1	5	Perfetti, Cole	Vaughan Kings	C	5.09	171	01/01/2002
2	26	Lennox, Tristan	Mississauga Reps	G	6.02	179	10/21/2002
2	33	Cardwell, Ethan	Clarington Toros	C	5.09	157	08/30/2002
4	65	Bulovs, Sebastian	Mississauga Senators	LW	5.10	182	06/15/2002
5	84	Smith, Mitchell	Oakland Jr. Grizzlies	LD	5.08	163	09/15/2002
6	105	Lemieux, Ian	York-Simcoe Express	LD	5.11	177	02/13/2002
7	136	Mazur, Carter	Detroit Little Caesars	LW	5.08	142	03/28/2002
8	145	Draper, Kieran	Detroit Little Caesars	RW	5.09	158	02/19/2002
10	185	Roberts, Ty	Vaughan Kings	RW	5.09	157	06/21/2002
11	205	Sooklal, Isaac	Whitby Wildcats	RD	5.11	171	09/30/2002
12	225	Getz, Lachlan	Mercer Chiefs	RD	6.01	170	02/01/2002
13	245	Vellucci, Ryan	Carolina Jr. Hurricanes	C	5.11	140	12/13/2002
14	265	Opilka, John	St. Louis Blues AAA	LD	6.00	172	09/26/2002
Under-18 Priority Selection							
1	5	Rudderham, Connor	Mississauga Senators	RD	6.00	171	07/16/2001
2	25	Pascoal, Isaac	Kingston Frontenacs	F	5.08	174	06/01/2001
CHL Import Draft							
1	15	Prosvetov, Ivan	Youngstown Phantoms	G	6.04	175	1999-03-05

HEAD COACH

Chris Lazary

Born: February 25, 1982 in York, ON

Coaching Record

Year	Club	GP	W	L	OTL	SL	PTS	Finish
No OHL Coaching Record								

Coaching History

Paul Emms, 1974-75 to 1977-78; Bert Templeton, 1978-79; Barry Boughner and Fred Stanfield, 1979-80; Paul Gauthier, 1980-81; Bert Templeton 1981-82 to 1993-94 Shane Parker 1994-95 to 1995-96, Shane Parker and Greg Bignell 1996-97, Greg Bignell 1997-98, Mike Kelly 1998-99 to 2001-02, Dennis Desrosiers 2002-03; Dennis Desrosiers and Moe Mantha 2003-04; Doug Lidster and Bob Mancini 2004-05; Bob Mancini 2005-06 to 2006-07; Todd Watson 2007-08 to 2011-12; Greg Gilbert 2011-12 to 2015-16; Spencer Carbery 2016-17; Troy Smith 2017-18 to 2018-19; Chris Lazary 2018-19 to date.

2017-18 TEAM RECORD

	W	L	OTL	SL		W	L	OTL	SL
Overall Record:	29	30	9	0	vs. Barrie	0	2	0	0
Home Record:	17	14	3	0	vs. Erie	3	1	0	0
Road Record:	12	16	6	0	vs. Flint	7	0	1	0
Overtime Record:	4	9			vs. Guelph	1	2	1	0
					vs. Hamilton	0	2	0	0
vs. East Division Opponents	4	5	1	0	vs. Kingston	1	0	1	0
vs. Central Division Opponents	5	4	1	0	vs. Kitchener	0	4	0	0
vs. West Division Opponents	14	13	3	0	vs. London	1	0	3	0
vs. Midwest Division Opponents	6	8	4	0	vs. Mississauga	1	1	0	0
					vs. Niagara	1	1	0	0
September Record	1	2	1	0	vs. North Bay	1	0	1	0
October Record	2	6	1	0	vs. Oshawa	1	1	0	0
November Record	9	2	1	0	vs. Ottawa	1	1	0	0
December Record	7	3	0	0	vs. Owen Sound	1	1	0	0
January Record	5	6	2	0	vs. Peterborough	1	1	0	0
February Record	3	6	3	0	vs. Sarnia	3	3	0	0
March Record	2	5	1	0	vs. Sault Ste. Marie	1	6	1	0
					vs. Sudbury	2	0	0	0
Playoff Record:	0	4			vs. Windsor	3	4	1	0

SARNIA STING

Progressive Auto Sales Arena, 1455 London Road, Sarnia, Ontario N7S 6K7

Phone: (519) 541-1717 • Fax: (519) 542-2388

email: info@sarniastinging.com • www.sarniastinging.com



TEAM DIRECTORY

Governor/Head Coach

Alternate Governor/Associate Coach

President

Chief Financial Officer

General Manager

Assistant General Manager

Assistant Coach

Goaltending Instructor

Athletic Therapist

Equipment Manager

Director of Player Personnel

Scouts

Play-by-play Broadcaster

Manager of Fan Development

Game Day and Special Events Manager

Mgr of Marketing and Communications

Controller

Box Office Manager

Academic Advisor

Medical Staff

Derian Hatcher

David Legwand

Bill Abercrombie

Gord Currie

Nick Sinclair

Mark Glavin

Brad Staubitz

Patrick DesRochers

Amy Mausser

Spencer Stehouwer

Dylan Seca

Mark Filippone, Jim Rauth,

Kyle Craner

Leigh Cunningham

Mike Neely

Jennifer Gillis

Jake Bourrie

Wendy McLeod

Cindi Tiltman

Mark Scott

Dr. Rob Hislop

Dr. John Vargo

Dr. Duncan McKinlay

Dr. Frank Sproviero



Derian Hatcher



David Legwand



Nick Sinclair

TEAM INFORMATION

Home Arena Progressive Auto Sales Arena

Dimensions of Rink 200' x 85' Capacity 3,781 (4,522 with standing)

Box Office Phone (519) 541-1717 Arena Phone (519) 542-4494

Press Box Location West side of building, beside Gate 5

Team Colours Black, white, grey & gold

Training Camp Progressive Auto Sales Arena



Jacob Perreault

FRANCHISE RECORD

See page 130 for complete franchise records

SEASON	NAME	GP	W	L	T	OTL	SOL	PTS	GF	GA	FINISH
2017-18	Sarnia Sting	68	46	17	-	4	1	97	299	213	2nd (West)
2016-17	Sarnia Sting	68	31	30	-	6	1	69	257	277	4th (West)
2015-16	Sarnia Sting	68	42	19	-	5	2	91	254	192	1st (West)
2014-15	Sarnia Sting	68	29	32	-	4	3	65	232	263	3rd (West)
2013-14	Sarnia Sting	68	17	44	-	2	5	41	211	341	5th (West)
2012-13	Sarnia Sting	68	35	28	-	1	4	75	247	254	3rd (West)
2011-12	Sarnia Sting	68	34	27	-	2	5	75	243	235	2nd (West)
2010-11	Sarnia Sting	68	25	36	-	5	2	57	243	321	4th (West)
2009-10	Sarnia Sting	68	17	46	-	3	2	39	184	295	5th (West)
2008-09	Sarnia Sting	68	35	26	-	4	3	77	216	210	4th (West)
2007-08	Sarnia Sting	68	37	29	-	2	0	76	251	229	3rd (West)
2006-07	Sarnia Sting	68	34	24	-	5	5	78	270	241	4th (West)
2005-06	Sarnia Sting	68	17	46	-	2	3	39	197	295	5th (West)
2004-05	Sarnia Sting	68	16	41	6	5	-	43	156	228	5th (West)
2003-04	Sarnia Sting	68	37	23	4	4	-	82	220	210	1st (West)
2002-03	Sarnia Sting	68	41	19	7	1	-	90	234	223	2nd (West)
2001-02	Sarnia Sting	68	27	29	5	7	-	66	236	260	4th (West)
2000-01	Sarnia Sting	68	28	31	7	2	-	65	235	244	3rd (West)
1999-00	Sarnia Sting	68	33	27	8	0	-	74	211	189	3rd (West)
1998-99	Sarnia Sting	68	37	25	6	-	-	80	279	216	2nd (West)
1997-98	Sarnia Sting	66	32	21	13	-	-	77	253	227	3rd (Western)
1996-97	Sarnia Sting	66	35	24	7	-	-	77	286	251	2nd (Western)
1995-96	Sarnia Sting	66	39	23	4	-	-	82	330	276	2nd (Western)
1994-95	Sarnia Sting	66	24	37	5	-	-	53	250	292	3rd (Western)
Team Totals		1,624	748	704	72	64	36	1,668	5,794	5,982	Pct. .514

TEAM RECORDS

SEASON

Team		
Most Points	(2017-18)	97
Most Goals	(1982-83)	370
Most Goals Against	(1993-94)	377
Fewest Goals Against	(1999-00)	189

Individual

Most Goals	Ray Sheppard (1985-86)	81
Most Assists	Doug Gilmour (1982-83)	107
Most Points	Doug Gilmour (1982-83)	177
Best GAA	Greg Hewitt (1999-00)	2.53

GAME

Most Goals	5
Mike Stapleton (Feb. 7/85 vs. Kitchener); Dave Shellington (Feb. 24/85 vs. Kingston); B.J. Johnston (Feb. 25/95 at Belleville); Brendan Yarema (Mar. 1/96 vs. Owen Sound); Jon Sim (Feb. 15/97 vs. Windsor); Justin DiBenedetto (Oct. 12/08 at Sault Ste. Marie); Matt Mistele (Feb. 15, 2016 vs Saginaw)	
Most Assists	6
Jeff Smith (Feb. 24/85 vs. Kingston) and Darren Colbourne (Oct. 29/87 vs. Toronto)	
Most Points	10
Darren Colbourne (Oct. 19/87 vs. Toronto)	
Most Powerplay Goals	4
Doug Gilmour (Oct. 18/81 at Brantford) and Jon Sim (Feb. 15/97 vs. Windsor)	
Most Shorthanded Goals	2
Aaron Brand (Mar. 10/96 at Detroit); Jeff Heerema (Oct. 17/99 at Windsor); Franco Sproviero (Oct. 14, 2017 vs Guelph)	
Fastest Opening Goal	0:09
Nikita Korostelev (Feb. 21, 2016 vs Sault Ste. Marie)	
Fastest Period Goal	0:06
Jon Sim (Sept. 24/95 vs. London - 3rd period)	
Fastest Two Goals by One Player	0:06
Mike Bukowski (Feb. 2/84 at Windsor - 2nd period)	

Fastest Three Goals by One Player 5:03
Nathan Lafayette (Nov. 22/92 vs Guelph)

INDIVIDUAL GAME RECORDS – 2017-18

Most Goals	4
Jordan Kyrrou (Feb. 25, 2018 vs Flint)	
Most Assists	4
Jordan Kyrrou (Feb. 23, 2018 at Flint, Jan. 21, 2018 at Oshawa and Nov. 2, 2017 at Peterborough)	
Most Points	7
Jordan Kyrrou (Feb. 25, 2018 vs Flint)	
Most Power-Play Goals	2
Adam Ruzicka (Sep. 30, 2017 vs Kingston); Drake Rymsha (Mar. 2, 2018 at Sault Ste. Marie); Jordan Kyrrou (Feb. 25, 2018 vs Flint and Nov. 2, 2017 at Peterborough)	
Most Shorthanded Goals	2
Franco Sproviero (Oct. 14, 2017 vs Guelph)	
Fastest Opening Goal	0:25
Drake Rymsha (Mar. 16, 2018 at London)	
Fastest Period Goal	0:15
Jamieson Rees (Oct. 20, 2017 at Sudbury)	
Fastest Two Goals by One Player	0:58
Jordan Kyrrou (Nov. 2, 2017 at Peterborough)	
Fastest Three Goals by One Player	9:26
Drake Rymsha (Dec. 2, 2017 at Saginaw)	
Longest Point Scoring Streak (Games)	12
Jordan Kyrrou (Oct. 19, 2017 to Nov. 17, 2017. 14G, 14A)	
Longest Goal Scoring Streak (Games)	6
Adam Ruzicka (Jan. 17, 2018 to Jan. 28, 2018. 10G, 10A)	

SARNIA STING

2018 OHL PRIORITY SELECTIONS

RD	NO	NAME	2017-18 CLUB	POS	HT	WT	BIRTHDATE
1	19	Perreault, Jacob	Chicago Mission	C	5.10	195	04/15/2002
4	68	Dillingham-Morelli, Nolan	Mississauga Rebels	RD	6.00	197	06/22/2002
4	79	Burke, Nolan	Peterborough Petes	C	6.00	186	12/09/2002
5	90	Schingoethe, Wyatt	Chicago Mission	C	5.09	194	08/03/2002
5	99	Hill, Theo	Brantford 99ers	C	5.11	160	04/04/2002
6	119	Robertson, Ethan	Clarington Toros	G	6.01	163	02/22/2002
8	147	Saye, Owen	Don Mills Flyers	RW	5.10	163	01/05/2002
9	179	Kennette, Brendan	Sun County Panthers	LD	5.11	170	06/09/2002
10	199	Kocur, Jackson	Detroit HoneyBaked	LW	6.02	198	01/09/2002
11	219	Arnot, Grayson	St. Andrew's College Varsity	LD	5.03	110	06/14/2001
12	239	Schoen, Ben	Detroit Little Caesars	C	5.06	125	05/18/2002
13	259	MacKenzie, Connor	Toronto Marlboros	G	5.09	162	05/10/2002
14	279	Baptiste, Isaiah	Nepean Raiders	LD	6.00	200	04/29/2002
15	299	Faragher, Billy	Elgin-Middlesex Chiefs	RD	5.07	163	03/05/2002
Under-18 Priority Selection							
1	19	Allair, Ethan	North Bay Trappers	LD	5.08	146	09/30/2001
2	39	Andrews, Troy	Mississauga Senators	RW	5.04	145	12/27/2001

HEAD COACH

Derian Hatcher

Born: June 4, 1972, Sterling Heights, Michigan

Coaching Record

Year	Club	GP	W	L	OTL	SL	PTS	Finish
2015-16	Sarnia Sting	68	42	19	5	2	91	1st (West)
2016-17	Sarnia Sting	68	31	30	6	1	69	4th (West)
2017-18	Sarnia Sting	68	46	17	4	1	97	2nd (West)
OHL Totals		204	119	66	15	4	257	Pct. .630

Coaching History

Bob Kilger, 1981-82; Bob Kilger, Bill Murphy, Gord Woods and Jocelyn Guevremont, 1982-83; Jocelyn Guevremont, 1983-84; Floyd Crawford, 1984-85; Tony Zapia, 1985-86; Orval Tessier, 1986-87 to 1988-89; Marc Crawford, 1989-90 to 1990-91; John Lovell, 1991-92; Shawn MacKenzie, 1992-93; Don Boyd 1993-94; Don Boyd, Rich Brown and Mark Hunter 1994-95; Mark Hunter 1995-96; Joe Canale 1996-97; Mark Hunter 1997-98 to 1998-99; Mark Hunter and Rich Brown 1999-00; Rich Brown and Jeff Perry 2000-01; Jeff Perry 2001-02 to 2003-04; Shawn Camp 2004-05 to 2005-06; Dave MacQueen 2006-07 to 2009-10; Dave MacQueen and Trevor Letowski 2010-11; Jacques Beaulieu 2011-12 to 2012-13; Trevor Letowski 2013-14 to 2014-15; Derian Hatcher 2015-16 to date.

2017-18 TEAM RECORD

	W	L	OTL	SL		W	L	OTL	SL
Overall Record:	46	17	4	1	vs. Barrie	2	0	0	0
Home Record:	25	8	1	0	vs. Erie	3	1	0	0
Road Record:	21	9	3	1	vs. Flint	5	2	1	0
Overtime Record:	4	5			vs. Guelph	4	0	0	0
					vs. Hamilton	2	0	0	0
vs. East Division Opponents	8	2	0	0	vs. Kingston	1	1	0	0
vs. Central Division Opponents	8	1	1	0	vs. Kitchener	1	3	0	0
vs. West Division Opponents	15	7	3	1	vs. London	4	2	0	0
vs. Midwest Division Opponents	15	7	0	0	vs. Mississauga	2	0	0	0
					vs. Niagara	1	0	1	0
September Record	2	1	0	0	vs. North Bay	1	1	0	0
October Record	12	0	0	0	vs. Oshawa	2	0	0	0
November Record	7	3	1	0	vs. Ottawa	1	1	0	0
December Record	4	6	1	0	vs. Owen Sound	3	1	0	0
January Record	9	2	1	0	vs. Peterborough	2	0	0	0
February Record	8	3	1	0	vs. Saginaw	3	2	1	0
March Record	4	2	0	1	vs. Sault Ste. Marie	2	2	1	1
					vs. Sudbury	2	0	0	0
Playoff Record:	6	6			vs. Windsor	5	1	0	0

SOO GREYHOUNDS

269 Queen Street East, Sault Ste. Marie, Ontario P6A 1Y9
 Phone: (705) 253-5976 • Fax: (705) 945-9458
 email: info@soogreyhounds.com • www.soogreyhounds.com



TEAM DIRECTORY

President/Governor
 Alternate Governor/Director
 General Manager
 Head Coach
 Associate Coach
 Assistant Coach
 Goaltending Coach
 Athletic Therapist
 Equipment Manager
 Dir. of Player Personnel & Development
 Dir. of Player Evaluation/U.S. Scouting
 Scouts


Director of P.R. and Hockey Admin.
 Mgr. of Game Day Ops & Merchandise
 Manager of Finance & Administration
 Academic Advisor
 Club Physicians

Team Chiropractor
 Club Dentist

Tim Lukenda
 Dr. George Shunock
 Kyle Raffis
 John Dean
 Jordan Smith
 Jamie Tardif
 Dan Stewart
 Julian Cooper
 Simon Payette
 Patrick Sweeney
 Bill Warren
 John McGarr, Nick Della Penta,
 Kyle Barber, Regan Stocco,
 Scott Campbell, David DeMarinis,
 Mike Mackley
 Gerry Liscumb Jr.
 Shaylan Spurway
 Tracey Herriman
 Jerry Bumbacco
 Dr. Charlotte Kobelka
 Dr. Chris Brui
 Dr. Damian Micomonaco
 Dr. Adrienne Kelly
 Dr. Brandon Entwistle
 Dr. Laura Caputo
 Dr. Jason Bradford
 Dr. Anthony Barzan
 Dr. Nick Irwin



Kyle Raffis



John Dean



Jordan Smith



Ryan O'Rourke

TEAM INFORMATION

Home Arena	GFL Memorial Gardens	Capacity	4,928
Dimensions of Rink	200' x 85'		
Box Office Phone	(705) 759-5251	GM	Robert Santa Maria
Press Box Phone	(705) 253-5976 x 245	Press Box	Suite Level (West Side)
Team Colours	Red & White	Training Camp	GFL Memorial Gardens
Affiliated Team	Soo Thunderbirds		

SOO GREYHOUNDS

FRANCHISE RECORD

See page 130 for complete franchise records

SEASON	NAME	GP	W	L	T	OTL	SOL	PTS	GF	GA	FINISH
2017-18	Sault Ste. Marie Greyhounds	68	55	7	-	3	3	116	317	186	1st (West)
2016-17	Sault Ste. Marie Greyhounds	68	48	16	-	3	1	100	287	208	1st (West)
2015-16	Sault Ste. Marie Greyhounds	68	33	27	-	7	1	74	243	233	3rd (West)
2014-15	Sault Ste. Marie Greyhounds	68	54	12	-	0	2	110	342	196	1st (West)
2013-14	Sault Ste. Marie Greyhounds	68	44	17	-	2	5	95	267	198	1st (West)
2012-13	Sault Ste. Marie Greyhounds	68	36	26	-	3	3	78	262	257	2nd (West)
2011-12	Sault Ste. Marie Greyhounds	68	29	33	-	2	4	64	227	272	5th (West)
2010-11	Sault Ste. Marie Greyhounds	68	24	36	-	5	3	56	238	277	5th (West)
2009-10	Sault Ste. Marie Greyhounds	68	36	27	-	1	4	77	237	213	3rd (West)
2008-09	Sault Ste. Marie Greyhounds	68	19	45	-	2	2	42	172	290	5th (West)
2007-08	Sault Ste. Marie Greyhounds	68	44	18	-	2	4	94	247	173	1st (West)
2006-07	Sault Ste. Marie Greyhounds	68	37	23	-	1	7	82	227	219	3rd (West)
2005-06	Sault Ste. Marie Greyhounds	68	29	31	-	3	5	66	201	213	4th (West)
2004-05	Sault Ste. Marie Greyhounds	68	33	25	9	1	-	76	210	188	1st (West)
2003-04	Sault Ste. Marie Greyhounds	68	30	34	3	1	-	64	196	223	4th (West)
2002-03	Sault Ste. Marie Greyhounds	68	26	33	6	3	-	61	232	284	4th (West)
2001-02	Sault Ste. Marie Greyhounds	68	38	20	10	0	-	86	237	200	2nd (West)
2000-01	Sault Ste. Marie Greyhounds	68	23	38	4	3	-	53	188	256	5th (West)
1999-00	Sault Ste. Marie Greyhounds	68	37	20	6	5	-	85	270	217	2nd (West)
1998-99	Sault Ste. Marie Greyhounds	68	31	29	8	-	-	70	244	242	4th (West)
1997-98	Sault Ste. Marie Greyhounds	66	20	39	7	-	-	47	232	296	5th (Western)
1996-97	Sault Ste. Marie Greyhounds	66	39	17	10	-	-	88	309	220	1st (Western)
1995-96	Sault Ste. Marie Greyhounds	66	38	23	5	-	-	81	312	254	3rd (Western)
1994-95	Sault Ste. Marie Greyhounds	66	17	45	4	-	-	38	228	346	5th (Western)
1993-94	Sault Ste. Marie Greyhounds	66	35	24	7	-	-	77	319	268	2nd (Emms)
Franchise Totals		3,099	1,501	1,333	174	47	44	3,267	12,692	12,496	Pct. .527

TEAM RECORDS

SEASON

Team		
Most Points	(2017-18)	116
Most Goals	(1980-81)	414
Most Goals Against	(1978-79)	415
Fewest Goals Against	(2007-08)	173

Individual

Most Goals	Steve Gatzos (1980-81)	78
Most Assists	Mike Kaszycki (1975-76)	119
Most Points	Wayne Gretzky (1977-78)	182
Best GAA	Matthew Villalta (2016-17)	2.41

GAME

Most Goals	6
Paul Mancini (March 10, 1978 vs. Windsor)	
Most Assists	9
Mike Kaszycki (March 11, 1976 vs. Kitchener)	
Most Points	11
Mike Kaszycki (March 11, 1976 vs. Kitchener)	
Most Powerplay Goals	3
13 times	
Most Shorthanded Goals	2
10 times	
Fastest Opening Goal	0:08
Mike Kaszycki (Oct. 4, 1975 at Peterborough)	
Fastest Period Goal	0:06
John Goodwin (Dec. 18, 1980 vs Oshawa - 2nd period)	
Fastest Two Goals by One Player	0:06
John Goodwin (Jan. 19, 1981 vs. Sudbury - 1st period)	
Fastest Three Goals by One Player	2:31
Rick Tocchet (Mar. 2, 1984 vs. Windsor - 1st period)	

60

INDIVIDUAL GAME RECORDS – 2017-18

Most Goals	3
Boris Katchouk (Feb. 24, 2018 at Windsor); Hayden Verbeek (Feb. 16, 2018 vs Hamilton)	
Most Assists	5
Conor Timmins (Oct. 28, 2017 at Flint)	
Most Points	5
Taylor Raddysch (Jan. 13, 2018 vs Mississauga); Boris Katchouk (Nov. 1, 2017 vs Sudbury); Mac Hollowell (Nov. 11, 2017 at Flint); Conor Timmins (Oct. 28, 2017 at Flint)	
Most Power-Play Goals	2
Ryan Roth (Nov. 30, 2017 at Peterborough); Morgan Frost (Jan. 7, 2018 at Guelph)	
Most Shorthanded Goals	1
23 times	
Fastest Opening Goal	0:10
Taylor Raddysch (Feb. 10, 2018 at Erie)	
Fastest Period Goal	0:10
Taylor Raddysch (Feb. 10, 2018 at Erie)	
Fastest Two Goals by One Player	0:45
Hayden Fowler (Oct. 20, 2017 vs Kingston)	
Fastest Three Goals by One Player	51:22
Hayden Verbeek (Feb. 16, 2018 vs Hamilton)	
Longest Point Scoring Streak (Games)	20
Morgan Frost (Nov. 22, 2017 to Jan. 13, 2018. 16G, 16A)	
Longest Goal Scoring Streak (Games)	6
Tim Gettinger (Jan. 13, 2018 to Jan. 28, 2018. 7G, 7A)	

2018 OHL Priority Selections

RD	NO	NAME	2017-18 CLUB	POS	HT	WT	BIRTHDATE
1	20	O'Rourke, Ryan	Vaughan Kings	LD	6.00	175	05/16/2002
4	71	Kerins, Rory	Mississauga Rebels	C	5.09	164	04/12/2002
5	100	Watson, Kalvyn	Peterborough Petes	RW	5.08	161	05/15/2002
7	139	Mufarreh, Dominic	Detroit Compuware	C	5.08	150	02/25/2002
7	140	McGuire, Cole	Quinte Red Devils	LD	5.10	167	01/21/2002
8	153	Tomasini, Tyson	Pembroke Lumber Kings	C	5.10	145	07/14/2002
8	160	Mann, Nate	Buffalo Jr. Sabres	LW	5.10	145	01/11/2002
9	180	Halushak, Matthew	Thunder Bay Kings	LD	6.01	182	07/28/2002
10	200	Parker, Owen	Buffalo Regals 15U	G	6.05	215	01/04/2002
11	220	Brown, Finn	Toronto Marlboros	RW	6.02	170	06/04/2002
12	240	Caufield, Cole	USA U18	C/RW	5.06	150	01/02/2001
13	260	McIntyre, Justin	Smiths Falls Bears	G	6.01	210	02/11/2002
14	280	Gorton, Jack	Selects Academy Nat At South Kent School	RW	6.00	178	02/02/2002
Under-18 Priority Selection							
1	20	McNair, Kyle	Kingston Frontenacs	G	6.03	206	07/12/2000
2	40	Rauch, Jake	Don Mills Flyers	LW	6.02	175	03/27/2000
3	53	Ebrahim, Daniel	Ajax-Pickering Raiders	LW	6.00	165	07/12/2000
CHL Import Draft							
1	58	Pucek, Roman	Vsetin Jr. B	LW	6.02	167	04/13/2000
2	118	Pytlík, Jaromír	Zdar nad Sazavou Jr. B	LW	6.01	191	09/25/2001

HEAD COACH

John Dean

Born: September 27, 1980 in Don Mills, ON

Year	Club	GP	W	L	OTL	SO	PTS	Finish
No OHL Coaching Record								

Coaching History

Abbie Carricato 1972-73 to 1973-74; Angelo Bumbacco 1974-75; Muzz MacPherson 1975-76 to 1976-77; Muzz MacPherson and Paul Theriault 1977-78; Paul Theriault 1978-79; Terry Crisp 1979-80 to 1984-85; Don MacAdam 1985-86; Don Boyd 1986-87 to 1987-88; Don Boyd and Ted Nolan 1988-89; Ted Nolan 1989-90 to 1993-94; Dan Flynn 1994-95; Joe Paterson 1995-96 to 1996-97; Dave Cameron 1997-98 to 1998-99; Paul Theriault 1999-00 to 2000-01; Craig Hartsburg 2001-02; John Vanbiesbrouck and Steve Harrison 2002-03; Marty Abrams 2003-04; Marty Abrams and Craig Hartsburg 2004-05; Craig Hartsburg 2005-06 to 2007-08; Denny Lambert 2008-09 to 2010-11; Mike Stapleton 2011-12; Mike Stapleton and Sheldon Keefe 2012-13; Sheldon Keefe 2013-14 to 2014-15; Drew Bannister 2015-16 to 2017-18; John Dean 2018-19 to date.

2017-18 TEAM RECORD

	W	L	OTL	SL		W	L	OTL	SL
Overall Record:	55	7	3	3	vs. Barrie	1	0	1	0
Home Record:	31	1	2	0	vs. Erie	2	0	0	0
Road Record:	24	6	1	3	vs. Flint	4	1	1	0
Overtime Record:	9	6			vs. Guelph	4	0	0	0
					vs. Hamilton	1	1	0	0
vs. East Division Opponents	7	2	1	0	vs. Kingston	2	0	0	0
vs. Central Division Opponents	13	1	1	1	vs. Kitchener	4	0	0	0
vs. West Division Opponents	20	4	1	1	vs. London	4	0	0	0
vs. Midwest Division Opponents	15	0	0	1	vs. Mississauga	1	0	0	1
					vs. Niagara	2	0	0	0
September Record	2	1	1	0	vs. North Bay	4	0	0	0
October Record	8	2	1	0	vs. Oshawa	1	1	0	0
November Record	11	0	0	0	vs. Ottawa	1	0	1	0
December Record	11	0	0	0	vs. Owen Sound	1	0	0	1
January Record	9	2	0	1	vs. Peterborough	2	0	0	0
February Record	9	1	0	1	vs. Saginaw	7	0	0	1
March Record	5	1	1	1	vs. Sarnia	4	2	0	0
					vs. Sudbury	5	1	0	0
Playoff Record:	14	-10			vs. Windsor	5	1	0	0

SUDBURY WOLVES

240 Elgin Street, Sudbury, Ontario P3E 3N6
Phone: (705) 675-3941 • Fax: (705) 675-3944
email: office@sudburywolves.com • www.sudburywolves.com



TEAM DIRECTORY

Owner & Governor

CEO

President

Vice-President, Hockey Ops. and GM

Vice-President, Marketing and Dev.

Head Coach

Assistant General Manager

Associate Coach

Assistant Coach

Goaltending Coach

Athletic Trainer

Assistant Trainers

Life Coach

Head Scout

Scouts

Marketing Director

Admin., Tickets & Communications

Academic Advisors

Club Physicians

Club Dentist

Concussion Management Team

Dario Zulich

Scott Lund

Blaine Smith

Rob Papineau

Andrew Dale

Cory Stillman

Ken MacKenzie

Darryl Moxam

Bud Stefanski

Alain Valiquette

Dan Buckland

Brandon Grace, Shawn Charron

Rev. Jeremy Mahood

Mike Taylor

Jeff Forsyth, Sean Howard,

Chris McCleary, Jeff Ricciardi,

Jason Spencer, Ryan Yessie,

Phil Ryan, Mike Parson

Curtis Hall

Miranda Swain

Gord Ewin, Meghan Bonhomme

Dr. S. Tubin

Dr. C. Trebb

Dr. Scott Keenan

Dr. Tara Baldisera, Dr. Jarius Quesnel,

Shannon Kenrick-Rochon



Dario Zulich



Rob Papineau



Cory Stillman

TEAM INFORMATION

Home Arena Sudbury Arena

Capacity 4,640

Dimensions 200' x 85'

Box Office Phone (705) 671-3000

Arena Manager Jody Cameron

Press Box Location North side

Team Colours Blue, White & Grey

Training Camp Sudbury Arena

Affiliated Team Rayside Balfour Canadians

GM Dave Clancy



Quinton Byfield

FRANCHISE RECORD

See page 131 for complete franchise records

SEASON	NAME	GP	W	L	T	OTL	SOL	PTS	GF	GA	FINISH
2017-18	Sudbury Wolves	68	17	42	-	9	0	43	197	291	5th (Central)
2016-17	Sudbury Wolves	68	27	34	-	7	0	61	207	265	2nd (Central)
2015-16	Sudbury Wolves	68	16	46	-	5	1	38	183	328	5th (Central)
2014-15	Sudbury Wolves	68	12	54	-	1	1	26	149	323	5th (Central)
2013-14	Sudbury Wolves	68	33	24	-	3	8	77	219	228	3rd (Central)
2012-13	Sudbury Wolves	68	29	27	-	5	7	70	214	234	3rd (Central)
2011-12	Sudbury Wolves	68	36	26	-	4	2	78	242	240	4th (Central)
2010-11	Sudbury Wolves	68	29	35	-	2	2	62	235	276	4th (Central)
2009-10	Sudbury Wolves	68	26	35	-	4	3	59	193	267	5th (Central)
2008-09	Sudbury Wolves	68	26	35	-	3	4	59	227	282	5th (Central)
2007-08	Sudbury Wolves	68	17	46	-	2	3	39	175	292	5th (Central)
2006-07	Sudbury Wolves	68	29	30	-	3	6	67	225	241	3rd (Central)
2005-06	Sudbury Wolves	68	34	28	-	1	5	74	227	222	3rd (Central)
2004-05	Sudbury Wolves	68	32	23	6	7	-	77	201	185	4th (Central)
2003-04	Sudbury Wolves	68	25	32	6	5	-	61	185	220	5th (Central)
2002-03	Sudbury Wolves	68	16	46	4	2	-	38	175	273	5th (Central)
2001-02	Sudbury Wolves	68	25	33	5	5	-	60	171	216	3rd (Central)
2000-01	Sudbury Wolves	68	35	22	8	3	-	81	237	196	1st (Central)
1999-00	Sudbury Wolves	68	39	23	5	1	-	84	262	221	2nd (Central)
1998-99	Sudbury Wolves	68	25	35	8	-	-	58	261	288	2nd (Central)
1997-98	Sudbury Wolves	66	25	34	7	-	-	57	257	268	5th (Central)
1996-97	Sudbury Wolves	66	21	37	8	-	-	50	251	302	6th (Central)
1995-96	Sudbury Wolves	66	27	36	3	-	-	57	262	288	6th (Central)
1994-95	Sudbury Wolves	66	43	17	6	-	-	92	314	208	2nd (Central)
1993-94	Sudbury Wolves	66	34	26	6	-	-	74	299	275	3rd (Leyden)
Team Totals		3,099	1,247	1,563	175	72	42	2,783	11,790	13,456	Pct. .449

TEAM RECORDS

SEASON

Team		
Most Points	(1975-76)	102
Most Goals	(1978-79)	397
Most Goals Against	(1983-84)	427
Fewest Goals Against	(2004-05)	185
Individual		
Most Goals	Rod Schutt (1975-76)	72
Most Assists	Ron Duguay (1975-76)	92
Most Points	Mike Foligno (1978-79)	150
Best GAA	Patrick Ehelechner (2004-05)	2.56

GAME

Most Goals	5
Rod Schutt (Feb. 29, 1976 vs. Sault Ste. Marie); Mike Foligno (Jan. 15, 1978 vs. Peterborough); Paul DiPietro (Oct. 3, 1989 vs. Sault Ste. Marie)	
Most Assists	7
Ron Duguay (Mar. 13, 1977 at Toronto); Hector Marini (Oct. 8, 1976 vs. Ottawa); Norm Milley (Dec. 18, 1998 vs. Barrie)	
Most Points	7
Ron Duguay (Mar. 13/77 at Toronto); Hector Marini (Oct. 8/76 vs. Ottawa); Norm Milley (Dec. 18/98 vs. Barrie); Mike Fisher (Dec. 18/98 vs. Barrie)	
Most Powerplay Goals	4
Jamie Matthews (March 11, 1994 vs. Oshawa)	
Most Shorthanded Goals	2
5 times	
Fastest Opening Goal	0:05
Dave MacQueen (Oct. 20, 1978 vs. Peterborough)	
Fastest Period Goal	0:08
Dan McCarthy (Sept. 23, 1977 vs. Oshawa - 2nd period); Barrie Moore (Jan. 10, 1992 vs. Detroit - 2nd period)	
Fastest Two Goals by One Player	0:04
Mike Foligno (Jan. 16, 1979 vs. Sault Ste. Marie - 3rd period)	
Fastest Three Goals by One Player	2:27
Norm Milley (Feb. 18, 2000 vs. Toronto)	

INDIVIDUAL GAME RECORDS – 2017-18

Most Goals	3
David Levin (Feb. 9, 2018 vs Flint); Dmitry Sokolov (Oct. 13, 2017 vs Ottawa); Blake Murray (Sep. 27, 2017 at North Bay); Michael Pezzetta (Oct. 28, 2017 at Niagara)	
Most Assists	4
Troy Lajeunesse (Oct. 13, 2017 vs Ottawa)	
Most Points	5
Dmitry Sokolov (Oct. 13, 2017 vs Ottawa)	
Most Power-Play Goals	2
Blake Murray (Sep. 27, 2017 at North Bay and Mar. 17, 2018 at Barrie); Michael Pezzetta (Nov. 4, 2017 vs Mississauga)	
Most Shorthanded Goals	1
Darian Pilon (Nov. 26, 2017 vs Kitchener; Nov. 16, 2017 at Barrie and Mar. 16, 2018 vs Barrie); Nolan Hutcheson (Mar. 8, 2018 at North Bay); Kyle Rhodes (Sep. 22, 2017 vs Oshawa); Blake Murray (Mar. 11, 2018 vs Peterborough)	
Fastest Opening Goal	0:43
Nolan Hutcheson (Sep. 24, 2017 vs North Bay)	
Fastest Period Goal	0:39
Darian Pilon (Nov. 11, 2017 at Owen Sound)	
Fastest Two Goals by One Player	0:59
Blake Murray (Jan. 26, 2018 vs Barrie)	
Fastest Three Goals by One Player	7:19
Blake Murray (Sep. 27, 2017 at North Bay)	
Longest Point Scoring Streak (Games)	9
Blake Murray (Jan. 11, 2018 to Jan. 28, 2018. 4G, 4A)	
Longest Goal Scoring Streak (Games)	3
Dmitry Sokolov (Oct. 6, 2017 to Oct. 14, 2017. 5G, 5A)	
Troy Lajeunesse (Oct. 27, 2017 to Oct. 29, 2017. 3G, 3A)	
Michael Pezzetta (Nov. 26, 2017 to Dec. 7, 2017. 3G, 3A)	
Dmitry Sokolov (Dec. 1, 2017 to Dec. 9, 2017. 5G, 5A)	
Drake Pilon (Mar. 1, 2018 to Mar. 4, 2018. 5G, 5A)	

SUDBURY WOLVES

2018 OHL PRIORITY SELECTIONS

RD	NO	NAME	2017-18 CLUB	POS	HT	WT	BIRTHDATE
1	1	Byfield, Quinton	York-Simcoe Express	C	6.03	207	08/19/2002
2	30	Thompson, Jack	Clarington Toros	RD	5.11	161	03/19/2002
3	46	Butler, Blake	Lambton Jr. Sting	C	5.10	181	05/29/2002
4	78	Ribau, Nathan	Oakville Rangers	LD	6.00	175	04/07/2002
5	85	Lemaire, Jonathan	Kemptville 73s	G	6.05	175	10/15/2002
7	121	Aucoin, Kyle	Chicago Mission	LD	5.09	142	07/02/2002
8	141	Tiveron, Michael	Brampton '45s	C	5.09	161	05/14/2002
10	181	Labelle, Simon	Rockland Nationals	LW	5.09	147	09/03/2002
10	184	Robinson, Owen	Blind River Beavers	C	5.11	165	03/09/2000
10	191	Beattie, Darren	Lambton Jr. Sting	RD	5.09	161	05/05/2002
11	201	Smith, Ryan	North Central Predators	C	5.08	140	05/18/2002
12	221	Stewart, Robbie	Niagara North Stars	LD	6.03	172	03/05/2002
13	241	Heinzle, Nicholas	Hawkesbury Hawks	G	6.01	172	04/05/2002
14	261	Biondi, Giordano	Sudbury Wolves	RW	5.10	144	08/13/2002
15	281	Strickland, Luke	Markham Waxers	LW	5.11	176	10/16/2002

Under-18 Priority Selection

1	1	Weeks, Mitchell	North Central Predators	G	6.00	168	06/22/2001
2	21	McAllister, Ryan	London Jr. Knights	LW	5.07	146	12/19/2001
3	41	Zekelman, Jack	Windsor AAA Zn Jr. Spitfires	LD	5.11	158	08/27/2001

CHL Import Draft

1	3	Luukkonen, Ukko-Pekka	Leki	G	6.04	196	03/09/1999
---	---	-----------------------	------	---	------	-----	------------

HEAD COACH

Cory Stillman

Born: December 20, 1973, Peterborough, ON

Year	Club	GP	W	L	OTL	SL	PTS	Finish
2017-18	Sudbury Wolves	68	17	42	9	0	43	5th (Central)

Coaching History

Barry MacKenzie, Larry Rubic and Trevor Boyce 1972-73; Mac MacLean 1973-74; Stu Duncan 1974-75; Jerry Toppazzini 1975-76 to 1976-77; Marcel Clements and Andy Laing 1977-78; Andy Laing 1978-79 to 1980-81; Joe Drago 1981-82; Ken Gratton, Marcel Clements and Bill Harris 1982-83; Bill Harris and Andy Spruce 1983-84; Andy Spruce 1984-85; Bob Strumm and Wayne Maxner 1985-86; Guy Blanchard 1986-87; John Wallin and Ken MacKenzie 1987-88; Ken MacKenzie 1988-89 to 1991-92; Glenn Merkosky 1992-93 to 1994-95; Glenn Merkosky and Todd Lalonde 1995-96; Todd Lalonde 1996-97; Todd Lalonde and Tom Watt 1997-98; Reg Higgs 1998-99; Bert Templeton 1999-00 to 2002-03; Mike Foligno 2003-04 to 2008-09; Bryan Verrault and Mike Foligno 2009-10, Trent Cull 2010-11 to 2012-13; Paul Fixter 2013-14 to 2014-15; David Matsos 2015-16 to 2016-17; Cory Stillman 2017-18 to date.

2017-18 TEAM RECORD

	W	L	OTL	SL		W	L	OTL	SL
Overall Record:	17	42	9	0	vs. Barrie	1	6	1	0
Home Record:	11	21	2	0	vs. Erie	0	2	0	0
Road Record:	6	21	7	0	vs. Flint	1	0	1	0
Overtime Record:	1	9			vs. Guelph	1	1	0	0
					vs. Hamilton	0	4	0	0
vs. East Division Opponents	4	11	1	0	vs. Kingston	1	1	0	0
vs. Central Division Opponents	7	17	4	0	vs. Kitchener	1	0	1	0
vs. West Division Opponents	3	8	3	0	vs. London	0	2	0	0
vs. Midwest Division Opponents	3	6	1	0	vs. Mississauga	1	5	0	0
					vs. Niagara	3	2	1	0
September Record	0	3	1	0	vs. North Bay	2	4	2	0
October Record	5	6	1	0	vs. Oshawa	0	4	0	0
November Record	3	7	2	0	vs. Ottawa	2	0	0	0
December Record	3	5	1	0	vs. Owen Sound	1	1	0	0
January Record	2	10	1	0	vs. Peterborough	1	2	1	0
February Record	1	6	2	0	vs. Saginaw	0	2	0	0
March Record	3	5	1	0	vs. Sarnia	0	2	0	0
					vs. Sault Ste. Marie	1	3	2	0
Playoff Record:	N/A				vs. Windsor	1	1	0	0

WINDSOR SPITFIRES

Windsor Family Credit Union Centre, 8787 McHugh St., Windsor, Ontario N8S 0A1
 Phone: (519) 254-9256 • Fax: (519) 254-9257
 email: frontoffice@windsorspitfires.com • www.windsorspitfires.com



TEAM DIRECTORY

President	Bob Boughner
General Manager	Warren Rychel
Governor	John Savage
VP of Business and Hockey Operations	Bill Bowler
Head Coach	Trevor Letowski
Associate Coach	Jerrold Smith
Assistant Coach	Mike Weber
Goaltending Coach	Perry Wilson
Director of Analytics and Video	Evan Mathias
Head Trainer / Physiotherapist	Mark Packwood
Equipment Manager	JR Grant
Assistant Equipment Manager	Kameron Bagley
Director of Scouting and Hockey Ops	Frank Evola
Director of Player Personnel	Brian Teakle
Scouts	Dan Currie, Don Dickson, Larry Gertsakis, Mike Glover, Chris Henry, Matt Hogan, Michael Kokavec, Jim Krantz, Mike MacFarlane, Matt Moran, Dan Riedel
Director of Business Development	Steve Horne
Administrator	Andrea Eidukas-Mooney
Media & Public Relations	Dave Ducharme
Mgr of Game Operations and Retail	Dan Dobrich
Mgr of Fan Development (Tickets)	Nathan Sellon
Academic Advisors	Danielle Chevalier / John Laporte
Club Physician	Dr. Roy Diklich, Dr. Bob McKay
Club Dentist	Dr. Roger Shaban



Bob Boughner



Warren Rychel



Trevor Letowski



Jean-Luc Foudy

TEAM INFORMATION

Home Arena	WFCU Centre	Capacity	6,450
Dimensions of Rink	200' x 85'	Box Office:	(519) 254-5000
Arena Phone:	(519) 974-7979	Arena Manager	Katie Coughlin
Press Box	3rd level, East end of arena		
Team Colours	Blue, red & white		
Affiliated Team	LaSalle Jr. B		

WINDSOR SPITFIRES

FRANCHISE RECORD

See page 132 for complete franchise records

SEASON	NAME	GP	W	L	T	OTL	SOL	PTS	GF	GA	FINISH
2017-18	Windsor Spitfires	68	32	30	-	4	2	70	214	224	3rd (West)
2016-17	Windsor Spitfires	68	41	19	-	5	3	90	232	185	2nd (West)
2015-16	Windsor Spitfires	68	40	21	-	6	1	87	253	200	2nd (West)
2014-15	Windsor Spitfires	68	24	40	-	2	2	52	223	305	5th (West)
2013-14	Windsor Spitfires	68	37	28	-	3	0	77	249	235	2nd (West)
2012-13	Windsor Spitfires	68	26	33	-	3	6	61	212	278	5th (West)
2011-12	Windsor Spitfires	68	29	32	-	5	2	65	213	258	4th (West)
2010-11	Windsor Spitfires	68	39	23	-	3	3	84	280	247	2nd (West)
2009-10	Windsor Spitfires	68	50	12	-	1	5	106	331	203	1st (West)
2008-09	Windsor Spitfires	68	57	10	-	0	1	115	311	171	1st (West)
2007-08	Windsor Spitfires	68	41	15	-	7	5	94	279	205	2nd (West)
2006-07	Windsor Spitfires	68	18	43	-	2	5	43	209	311	5th (West)
2005-06	Windsor Spitfires	68	32	29	-	3	4	71	247	253	3rd (West)
2004-05	Windsor Spitfires	68	26	29	6	7	-	65	223	253	3rd (West)
2003-04	Windsor Spitfires	68	27	30	3	8	-	65	201	219	3rd (West)
2002-03	Windsor Spitfires	68	37	25	5	1	-	80	259	221	3rd (West)
2001-02	Windsor Spitfires	68	33	24	6	5	-	77	253	229	3rd (West)
2000-01	Windsor Spitfires	68	34	22	8	4	-	80	257	221	2nd (West)
1999-00	Windsor Spitfires	68	35	30	2	1	-	73	213	231	4th (West)
1998-99	Windsor Spitfires	68	23	39	6	-	-	52	203	294	5th (West)
1997-98	Windsor Spitfires	66	19	42	5	-	-	43	261	340	6th (Western)
1996-97	Windsor Spitfires	66	29	29	8	-	-	66	303	285	3rd (Western)
1995-96	Windsor Spitfires	66	21	41	4	-	-	46	256	312	4th (Western)
1994-95	Windsor Spitfires	66	41	22	3	-	-	85	303	232	2nd (Western)
1993-94	Windsor Spitfires	66	25	36	5	-	-	55	253	298	7th (Emms)
Franchise Totals		2,896	1,316	1,334	137	70	39	2,878	11,481	12,098	Pct. .497

TEAM RECORDS

SEASON

Team		
Most Points	(2008-09)	115
Most Goals	(1987-88)	396
Most Goals Against	(1975-76)	470
Fewest Goals Against	(2008-09)	171

Individual

Most Goals	Ernie Godden (1980-81)	87
Most Assists	Bill Bowler (1994-95)	102
Most Points	Ernie Godden (1980-81)	153
Best GAA	Michael DiPietro (2016-17)	2.35

GAME

Most Goals	5
Gerry Leroux (Oct. 27, 1977 vs. Niagara Falls); Paul Gagne (Oct. 11, 1979 vs. Niagara Falls)	
Most Assists	6
Greg Gravel (Oct. 28, 1982 vs. Sudbury)	
Most Points	9
Greg Gravel (Oct. 28, 1982 vs. Sudbury)	
Most Powerplay Goals	3
Ernie Godden (Mar. 21/81 vs. London); Greg Gravel (Oct. 28/82 vs. Sudbury); Bill Bowler (Jan. 23/93 at Peterborough); Craig Lutes (Mar. 17/93 at Detroit)	
Most Shorthanded Goals	2
Claude Loiselle (Mar. 8/83 vs. Guelph); Kelly Cain (Dec. 11/87 at Hamilton); Glenn Crawford (Sept. 29/95 at Sarnia); Shawn Mather (Sep. 28/00 vs. S.S. Marie); Eric Locke (Dec. 11/10 at Sarnia)	
Fastest Opening Goal	0:09
Kevin White (Oct. 4, 1990 vs. Kitchener)	
Fastest Period Goal	0:05
Jason Spezza (Nov. 18, 2001 at Toronto - 3rd period)	
Fastest Two Goals by One Player	0:07
Blair Barnes (Nov. 9, 1979 at London - 2nd period)	
Fastest Three Goals by One Player	2:56
Bill Bowler (Mar. 5, 1994 at Owen Sound - 2nd period)	

66

INDIVIDUAL GAME RECORDS – 2017-18

Most Goals	3
Aaron Luchuk (Oct. 27, 2017 at Sudbury and Dec. 5, 2017 at Kitchener); Logan Brown (Nov. 11, 2017 vs Kitchener); Mathew MacDougall (Feb. 10, 2018 at Saginaw)	
Most Assists	3
Cole Purboo (Nov. 30, 2017 vs North Bay); Sean Day (Nov. 30, 2017 vs North Bay); Aaron Luchuk (Oct. 29, 2017 at Owen Sound)	
Most Points	5
Cole Purboo (Nov. 30, 2017 vs North Bay); Aaron Luchuk (Oct. 27, 2017 at Sudbury)	
Most Power-Play Goals	2
Aaron Luchuk (Oct. 22, 2017 at Flint)	
Most Shorthanded Goals	1
Aaron Luchuk (Dec. 5, 2017 at Kitchener, Oct. 13, 2017 at London and Oct. 5, 2017 vs Sault Ste. Marie); Chris Playfair (Oct. 13, 2017 at London)	
Fastest Opening Goal	0:32
Luke Boka (Sep. 28, 2017 vs Kitchener)	
Fastest Period Goal	0:28
Jake Smith (Jan. 5, 2018 at Kingston)	
Fastest Two Goals by One Player	5:08
Logan Brown (Nov. 4, 2017 at Erie)	
Fastest Three Goals by One Player	16:14
Logan Brown (Nov. 11, 2017 vs Kitchener)	
Longest Point Scoring Streak (Games)	9
Cole Purboo (Nov. 24, 2017 to Dec. 16, 2017. 7G, 7A) Curtis Douglas (Jan. 14, 2018 to Feb. 3, 2018. 4G, 4A)	
Longest Goal Scoring Streak (Games)	
Luke Kutkevicius (Feb. 22, 2018 to Mar. 3, 2018. 5G, 5A) Aaron Luchuk (Sep. 22, 2017 to Oct. 6, 2017. 6G, 6A)	

2018 OHL Priority Selections

RD	NO	NAME	2017-18 CLUB	POS	HT	WT	BIRTHDATE
1	10	Foudy, Jean-Luc	Toronto Titans	C	5.10	153	05/13/2002
2	25	McDonald, Kyle	Ottawa Senators	RW	6.03	176	02/05/2002
3	45	Robinson, Dylan	Brantford 99ers	LD	6.02	164	05/03/2002
3	59	Medina, Xavier	Detroit HoneyBaked	G	5.10	163	01/20/2002
4	80	Hayes, McKay	Toronto Marlboros	C	6.01	172	01/27/2002
6	110	Stevens, Christian	Whitby Wildcats	C	5.11	180	05/16/2002
7	125	Evans, Spencer	P.A.L. Jr. Islanders	LD	6.01	196	04/19/2002
7	130	Kelly, Tanner	Detroit Little Caesars	RW	5.06	140	05/11/2002
8	159	Shier, Owen	Central Ontario Wolves	RD	6.00	179	01/28/2002
10	190	Botelho, Daniel	Grey-Bruce Highlanders	G	5.11	164	08/08/2002
11	210	Lemmer, Cade	Wausau West HS Warriors	C	5.06	183	01/18/2002
12	230	Scullion, Liam	Burlington Eagles	C	5.10	171	06/20/2002
13	250	Ulicny, Johnny	Sun County Panthers	LW	5.06	143	09/30/2002
13	257	Tuch, Luke	Buffalo Jr. Sabres	LW	5.11	186	03/07/2002
14	266	Babic, Aleksa	Sun County Panthers	RD	5.09	148	08/24/2002
15	286	McKown, William Hunter	St. Louis Blues AAA	RW	5.10	165	08/18/2002

Under-18 Priority Selection

1	10	Shiller, Eli	Vaughan Kings	G	5.11	172	07/10/2001
2	30	Russett, Reid	Smiths Falls Bears	LW	6.00	168	04/19/2001
3	47	Wang, Arthur	Richmond Hill Coyotes M	LD	5.11	160	03/11/2002

CHL Import Draft

1	30	Piiroinen, Kari	HIFK Helsinki B	G	6.00	165	07/01/2001
---	----	-----------------	-----------------	---	------	-----	------------

HEAD COACH

Trevor Letowski

Born: April 5, 1977 in Thunder Bay, Ontario

Coaching Record

Year	Club	GP	W	L	OTL	SL	PTS	Finish
2010-11	Sarnia Sting	18	7	10	1	0	15	-
2013-14	Sarnia Sting	68	17	44	2	5	41	5th (West)
2014-15	Sarnia Sting	68	29	36	2	1	61	3rd (West)
2017-18	Windsor Spitfires	68	32	30	4	2	70	3rd (West)
OHL Totals		222	85	120	9	8	187	Pct. .421

Coaching History

Doug Johnston and Wayne Maxner 1975-76; Wayne Maxner 1976-77 to 1979-80; Ron Harris and Ron Carroll 1980-81; Marcel Pronovost 1981-82; Marcel Pronovost, Doug Imrie and John Becanic 1982-83; Bob Boucher, Terry McDonnell and Wayne Maxner 1983-84; Mark Craig 1984-85; Tom Webster 1985-86; Tom Webster, Jim Rutherford and Tony MacDonald 1986-87; Tom Webster 1987-88 to 1988-89; Brad Smith 1989-90 to 1990-91; Brad Smith, Wayne Maxner and Dave Prpich 1991-92; Wayne Maxner and Kevin McIntosh 1992-93; Shane Parker 1993-94; Mike Kelly 1994-95; Mike Kelly and Paul Gillis 1995-96; Paul Gillis 1996-97; Vern Stenlund, Dave Prpich and Tony Curtale 1997-98; Tony Curtale and Dave Prpich 1998-99; Tom Webster 1999-00 to 2001-02; Tom Webster and Mike Kelly 2002-03; Steve Smith and Mike Kelly 2003-04; Mike Kelly and Dave Prpich 2004-05; Moe Mantha, Bill Bowler and D.J. Smith 2005-06; Bob Boughner 2006-07 to 2009-10; Bob Jones 2010-11; Bob Boughner 2011-12 to 2014-15; Rocky Thompson 2015-16 to 2016-17; Trevor Letowski 2017-18 to date

2017-18 TEAM RECORD

	W	L	OTL	SL		W	L	OTL	SL
Overall Record:	32	30	4	2	vs. Barrie	0	1	1	0
Home Record:	16	13	3	2	vs. Erie	3	0	1	0
Road Record:	16	17	1	0	vs. Flint	4	1	1	0
Overtime Record:	4	4			vs. Guelph	2	2	0	0
					vs. Hamilton	1	1	0	0
vs. East Division Opponents	7	3	0	0	vs. Kingston	2	0	0	0
vs. Central Division Opponents	3	5	1	1	vs. Kitchener	2	2	0	0
vs. West Division Opponents	11	12	2	1	vs. London	3	3	0	0
vs. Midwest Division Opponents	11	10	1	0	vs. Mississauga	0	1	0	1
					vs. Niagara	1	1	0	0
September Record	3	1	0	0	vs. North Bay	1	1	0	0
October Record	6	4	1	0	vs. Oshawa	1	1	0	0
November Record	5	5	0	0	vs. Ottawa	2	0	0	0
December Record	5	3	1	1	vs. Owen Sound	1	3	0	0
January Record	4	7	0	1	vs. Peterborough	1	1	0	0
February Record	5	6	1	0	vs. Saginaw	5	2	0	1
March Record	4	4	1	0	vs. Sarnia	1	5	0	0
					vs. Sault Ste. Marie	1	4	1	0
Playoff Record:	2	4			vs. Sudbury	1	1	0	0

OHL OFFICIATING TEAM

Director of Officiating
Conrad Haché

Director of Administration
Herb Morell

Officiating Managers

Brad Beer
Ken Cox
Ken Miller
Scott Oakman
Matt Parlette
Bill Prisniak
Leon Stickle

#	Referee	Seasons	(as referee)	#	Referee	Seasons	(as referee)
2	Len Wood	4	4	22	Brent Coulombe	6	6
3	Ryan Harrison	3	3	24	Stacy Jackson	7	2
4	Joe Celestin	22	11	25	Joe Monette	12	9
5	Jason Faist	13	11	26	Sean Reid	20	16
6	Nick Gill	3	3	27	Josh Schein	3	3
7	Quincy Evans	4	4	28	Dan Ransom	1	1
8	Michael Hamilton	8	4	29	Alex Ross	4	1
9	Ryan Elbers	2	2	30	Carter Sandlak	1	1
10	Patrick Battista	3	3	31	Mike Marley	12	12
11	Brett Montsion	5	5	32	Ben Wilson	11	9
12	Tom Sweeney	13	10	33	Mac Nichol	2	1
13	David Cianfrini	4	1	34	Michael Cairns	10	10
14	Chris Ferreira	3	3	35	Scott Ferguson	12	12
15	Aaron Neely	5	3	36	Ryan Jenken	1	1
16	Dave Lewis	10	8	37	Anthony Tapper	2	1
17	Jesse Wilmot	11	5	38	Darcy Burchell	12	12
18	Ben Moser	4	4	39	Craig Dease	2	2
19	Jason Goldenberg	13	10	40	Patrick Myers	8	8
20	Ryan Hutchison	12	10	51	Dan Kelly	1	1
21	Drew Jackson	12	1	56	Brandon Biggers	1	1

#	Linesmen	Seasons	#	Linesmen	Seasons
41	Michael Johnstone	3	71	Josh Jolley	2
42	Kevin Connolly	2	72	Matt Ceko	1
43	Kevin Keyes	3	73	Fraser Turner	1
44	Dylan Rodgers	1	74	Troy Miller	15
45	Jeremy Makohn	1	75	Brad Horan	3
46	Shayne Thompson	3	76	Darren Long	1
47	Kevin McArthur	4	77	Andre Grougrou	1
48	Dave Borden	6	79	Nick Bet	4
49	Marco Lizotte	1	80	Justin Tang	3
50	Chris Chapman	3	80	Justin Noble	1
51	Tim Valeriotte	1	81	Scott Reed	3
52	Jean-Francois Menard	8	82	Kyle Neuber	1
53	Will Dykeman	2	83	Ryan Card	7
54	Marcus Policicchio	6	84	Cory Hooper	2
55	Chris Holmstead	3	85	Steve Dix	5
58	Justin Herrington	6	86	Joseph Hutek	3
60	Kyle Flemington	1	87	Cory Piche	7
61	Kevin Hastings	20	88	Joshua Houslander	5
62	Geoff Rutherford	18	89	Curtis Dotey	1
63	David Milne	3	90	Mike Harrington	10
64	Pat Smith	8	91	Ryan Holmstead	8
65	Scott Wilson	9	92	Kyle DeCoste	1
66	Kyle Flood	5	95	Ray King	14
67	Kyle Lekun	4	96	Dave Pfohl	16
68	Dustin McCrank	11	98	Scott Lawson	6
70	Brady Fagan	3			

(No. of seasons include 2018-19 season)

2017-18 REGULAR SEASON STANDINGS

EASTERN CONFERENCE

EAST DIVISION

	GP	W	L	OTL	SOL	PTS	PCT	GF	GA
Hamilton Bulldogs	68	43	18	4	3	93	.684	252	207
Kingston Frontenacs	68	36	23	6	3	81	.596	243	202
Oshawa Generals	68	36	29	3	0	75	.551	250	243
Ottawa 67'S	68	30	29	6	3	69	.507	225	260
Peterborough Petes	68	23	39	3	3	52	.382	222	283

CENTRAL DIVISION

Barrie Colts	68	42	21	4	1	89	.654	297	229
Niagara IceDogs	68	35	23	7	3	80	.588	240	235
North Bay Battalion	68	30	28	7	3	70	.515	213	237
Mississauga Steelheads	68	33	32	1	2	69	.507	251	250
Sudbury Wolves	68	17	42	9	0	43	.316	197	291

WESTERN CONFERENCE

MIDWEST DIVISION

	GP	W	L	OTL	SOL	PTS	PCT	GF	GA
Kitchener Rangers	68	43	21	3	1	90	.662	246	218
Owen Sound Attack	68	38	22	3	5	84	.618	289	247
London Knights	68	39	25	2	2	82	.603	233	212
Guelph Storm	68	30	29	5	4	69	.507	228	263
Erie Otters	68	23	35	7	3	56	.412	220	270

WEST DIVISION

Sault Ste. Marie Greyhounds	68	55	7	3	3	116	.853	317	186
Sarnia Sting	68	46	17	4	1	97	.713	299	213
Windsor Spitfires	68	32	30	4	2	70	.515	214	224
Saginaw Spirit	68	29	30	9	0	67	.493	196	238
Flint Firebirds	68	20	43	3	2	45	.331	194	316

LEADING SCORERS

PLAYER, CLUB	GP	G	A	PTS	+/-	PIM	PPG	SHG
Luchuk, Aaron BAR	68	50	65	115	27	8	16	3
Frost, Morgan SSM	67	42	70	112	70	56	10	4
Kyrou, Jordan SAR	56	39	70	109	26	22	14	0
Suzuki, Nick OS	64	42	58	100	30	18	7	5
Sokolov, Dmitry BAR	64	50	46	96	3	18	18	0
Miletic, Sam NIAG	63	36	56	92	24	24	8	2
Robertson, Jason KGN	68	41	46	87	8	36	15	0
Bouchard, Evan LDN	67	25	62	87	23	54	10	1
Mascherin, Adam KIT	67	40	46	86	14	20	12	0
Katchouk, Boris SSM	58	42	43	85	53	30	8	5
Nyman, Linus KGN	67	39	46	85	25	12	5	1
Pu, Cliff KGN	65	29	55	84	19	28	13	1
Raddysh, Taylor SSM	58	33	50	83	24	30	8	1
Thomas, Akil NIAG	68	22	59	81	6	36	6	0
Maksimov, Kirill NIAG	62	34	46	80	23	72	12	2
Chiodo, Lucas BAR	68	30	49	79	25	6	5	0
Jones, Ben NIAG	68	30	49	79	8	53	13	2
Hague, Nicolas MISS	67	35	43	78	2	105	15	0
Chmelevski, Sasha OTT	68	35	41	76	8	24	6	1
Brazeau, Justin NB	68	39	36	75	-5	26	16	3
Tippett, Owen MISS	51	36	39	75	1	30	11	0
Korostelev, Nikita PBO	64	30	45	75	-23	54	9	0
Thomas, Robert HAM	49	24	51	75	17	37	9	1

DEPARTMENTAL LEADERS

GOALS

PLAYER, TEAM	GP	G
Luchuk, Aaron BAR	68	50
Sokolov, Dmitry BAR	64	50
Frost, Morgan SSM	67	42
Suzuki, Nick OS	64	42
Katchouk, Boris SSM	58	42
Robertson, Jason KGN	68	41
Ratcliffe, Isaac GUE	67	41
Mascherin, Adam KIT	67	40
Svechnikov, Andrei BAR *	44	40
Kyrou, Jordan SAR	56	39
Nyman, Linus KGN	67	39
Brazeau, Justin NB	68	39

ASSISTS

PLAYER, TEAM	GP	A
Kyrou, Jordan SAR	56	70
Frost, Morgan SSM	67	70
Luchuk, Aaron BAR	68	65
Bouchard, Evan LDN	67	62
Thomas, Akil NIAG	68	59
Suzuki, Nick OS	64	58
Miletic, Sam NIAG	63	56
Pu, Cliff KGN	65	55
Merkley, Ryan GUE	63	54
Garreffa, Joseph KIT	68	53

POWERPLAY GOALS

PLAYER, TEAM	GP	PP
Sokolov, Dmitry BAR	64	18
Saigeon, Brandon HAM	65	16
Brazeau, Justin NB	68	16
Luchuk, Aaron BAR	68	16
DeNoble, Logan PBO	59	15
Hague, Nicolas MISS	67	15
Robertson, Jason KGN	68	15
Kyrou, Jordan SAR	56	14
Pu, Cliff KGN	65	13
Singer, Danial NIAG	67	13
Jones, Ben NIAG	68	13

SHORT-HANDED GOALS

PLAYER, TEAM	GP	SH
Sushko, Maksim OS	60	6
Foget, Mathieu MISS	68	6
Katchouk, Boris SSM	58	5
Suzuki, Nick OS	64	5
Foudy, Liam LDN	65	5
Gettinger, Tim SSM	66	5
Ang, Jonathan SAR	65	4
Studnicka, Jack OSH	66	4
Frost, Morgan SSM	67	4
Verbeek, Hayden SSM	67	4
Nurse, Isaac HAM	68	4

GAME WINNING GOALS

PLAYER, TEAM	GP	GW
Ruzicka, Adam SAR	63	10
Katchouk, Boris SSM	58	9
Sokolov, Dmitry BAR	64	9
Saigeon, Brandon HAM	65	9
Robertson, Jason KGN	68	8

PLUS-MINUS

PLAYER, TEAM	GP	+/-
Frost, Morgan SSM	67	70
Katchouk, Boris SSM	58	53
Keane, Joey BAR	62	45
Sambrook, Jordan SSM	67	43
Hollowell, Mac SSM	63	39
Carroll, Noah SSM	65	37
Sandin, Rasmus SSM *	51	35
Gettinger, Tim SSM	66	35
Schlichting, Connor SAR	67	33
Peca, Jaden BAR	64	32

ROOKIE LEADERS

PLAYER, CLUB	GP	G	A	PTS	+/-	PIM	PPG	SHG
Svechnikov, Andrei BAR	44	40	32	72	26	67	9	2
Hillis, Cam GUE	60	20	39	59	-12	48	10	1
Kaliyev, Arthur HAM	68	31	17	48	17	20	6	0
Sandin, Rasmus SSM	51	12	33	45	35	24	4	0
Murray, Blake SBY	57	21	23	44	-17	8	9	1
Jenkins, Blade SAG	68	20	24	44	-19	20	3	0
Suzuki, Ryan BAR	64	14	30	44	15	10	2	0
Robertson, Nick PBO	62	15	18	33	-27	14	5	0
Roth, Ryan SSM	68	15	18	33	28	12	3	0
Golod, Maxim ER	61	12	21	33	-11	30	3	0

LEADING DEFENCEMEN

PLAYER, CLUB	GP	G	A	PTS	+/-	PIM	PP	SH
Bouchard, Evan LDN	67	25	62	87	23	54	10	1
Hague, Nicolas MISS	67	35	43	78	2	105	15	0
Merkley, Ryan GUE	63	13	54	67	-29	63	2	1
Dineen, Cam SAR	65	20	44	64	-4	10	10	0
Hollowell, Mac SSM	63	12	44	56	39	18	2	0
Crawford, Marcus SAG	68	13	40	53	-14	53	7	0
Brassard, Matt OSH	67	16	35	51	13	64	5	1
Durzi, Sean OS	40	15	34	49	19	12	5	1
Gleason, Benjamin HAM	63	9	39	48	21	43	6	0
Day, Sean KGN	50	5	42	47	-10	12	3	0

* denotes rookie

GOALTENDING LEADERS

GOALTENDER, CLUB	GP	MINS	SHOTS	SAVES	GA	SO	AVG.	%	W	L	OTL	SL
Villalta, Matthew SSM	49	2,904	1,363	1,238	125	3	2.58	.908	40	5	2	2
Helvig, Jeremy KGN	56	3,318	1,754	1,606	148	2	2.68	.916	31	16	6	3
DiPietro, Michael WSR	56	3,267	1,696	1,544	152	7	2.79	.910	29	21	3	1
Propp, Christian NB	35	2,052	1,063	967	96	1	2.81	.910	19	10	3	3
Raaymakers, Joseph LDN	46	2,623	1,377	1,253	124	3	2.84	.910	29	13	1	1
Fazio, Justin SAR	51	3,054	1,769	1,624	145	2	2.85	.918	37	11	3	0
Fulcher, Kaden HAM	55	3,207	1,521	1,368	153	3	2.86	.899	32	17	4	2
Culina, Mario KIT	30	1,722	956	873	83	2	2.89	.913	15	11	2	1
Keyser, Kyle OSH	47	2,603	1,434	1,297	137	4	3.16	.904	28	13	2	0
Cormier, Evan SAG	61	3,433	1,821	1,639	182	3	3.18	.900	24	24	8	0

SAVE PERCENTAGE

PLAYER, TEAM	GP	SV%
Fazio, Justin SAR	51	.918
Helvig, Jeremy KGN	56	.916
Culina, Mario KIT	30	.913
Incze, Colton NIAG	22	.913
Raaymakers, Joseph LDN	46	.910
DiPietro, Michael WSR	56	.910
Propp, Christian NB	35	.910
Villalta, Matthew SSM	49	.908
Johnson, Tyler SSM	26	.907
Keyser, Kyle OSH	47	.904

SHUTOUTS

PLAYER, TEAM	GP	SO
DiPietro, Michael WSR	56	7
Keyser, Kyle OSH	47	4
Raaymakers, Joseph LDN	46	3
Villalta, Matthew SSM	49	3
Lazarev, Leo BAR	52	3
Tremblay, Olivier OTT	52	3
Fulcher, Kaden HAM	55	3
Cormier, Evan SAG	61	3

SHOOTOUT WINS

PLAYER, TEAM	SO	SOW
Propp, Christian NB	35	4
Fazio, Justin SAR	51	3
Keyser, Kyle OSH	47	3
Helvig, Jeremy KGN	56	3

WINS

PLAYER, TEAM	GP	W
Villalta, Matthew SSM	49	40
Fazio, Justin SAR	51	37
Lazarev, Leo BAR	52	32
Fulcher, Kaden HAM	55	32
Helvig, Jeremy KGN	56	31
Raaymakers, Joseph LDN	46	29
DiPietro, Michael WSR	56	29
Popovich, Anthony GUE	60	29
Keyser, Kyle OSH	47	28
Dhillon, Stephen NIAG	52	28

GOALTENDING STATISTICS BY TEAM

	GPI	MINS	GA			GAA	W	LOTL			SHT	SVS	SV%	SHOOTOUTS				SO%	
			EN	SO				L	O	T				L	G	OP			
BARRIE COLTS																			
Christian Propp	3	184	7	1	0	2.28	1	1	0	1	91	84	.923	1	0	1	2	2	.000
Leo Lazarev	52	2970	160	3	3	3.23	32	16	3	0	1575	1415	.898	0	0	0	0	0	.000
Kai Edmonds	19	932	54	3	1	3.48	9	4	1	0	483	429	.888	1	1	0	0	2	1.000
ERIE OTTERS																			
Troy Timpano	22	1213	75	0	1	3.71	7	9	3	1	598	523	.875	2	1	1	1	8	.875
Daniel Murphy	26	1463	93	4	1	3.82	6	17	1	1	771	678	.879	3	2	1	2	10	.800
Anand Oberoi	28	1437	93	2	1	3.88	10	9	3	1	745	652	.875	2	1	1	2	4	.500
FLINT FIREBIRDS																			
Luke Cavallin	31	1657	116	5	0	4.20	7	18	0	1	903	787	.872	3	2	1	3	9	.667
Garrett Forrest	45	2452	192	1	0	4.70	13	25	3	1	1441	1249	.867	2	1	1	3	5	.400
GUELPH STORM																			
Anthony Popovich	60	3416	196	9	1	3.44	29	21	4	3	1998	1802	.902	5	2	3	4	15	.733
Nico Daws	14	621	42	2	0	4.06	1	7	1	1	349	307	.880	1	0	1	2	2	.000
Cole Ceci	2	90	10	0	0	6.69	0	1	0	0	57	47	.825	0	0	0	0	0	.000
HAMILTON BULLDOGS																			
Kaden Fulcher	55	3207	153	4	3	2.86	32	17	4	2	1521	1368	.899	4	2	2	4	14	.714
Nick Donofrio	17	898	47	0	1	3.14	11	1	0	1	404	357	.884	1	0	1	1	2	.500
KINGSTON FRONTENACS																			
Jeremy Helvig	56	3318	148	5	2	2.68	31	16	6	3	1754	1606	.916	6	3	3	7	16	.563
Mario Peccia	5	270	14	0	1	3.11	2	2	0	0	144	130	.903	0	0	0	0	0	.000
Brendan Bonello (total)	12	554	32	2	0	3.46	3	5	0	0	325	293	.902	0	0	0	0	0	.000
SAG	1	20	2	0	0	6.00	0	0	0	0	14	12	.857	0	0	0	0	0	.000
KGN	11	534	30	2	0	3.37	3	5	0	0	311	281	.904	0	0	0	0	0	.000
KITCHENER RANGERS																			
Anthony Dumont-Bouchard	7	420	15	0	0	2.14	6	1	0	0	208	193	.928	0	0	0	0	0	.000
Mario Culina (total)	30	1722	83	5	2	2.89	15	11	2	1	956	873	.913	1	0	1	2	3	.333
SBY	10	559	32	1	0	3.44	2	5	2	0	330	298	.903	0	0	0	0	0	.000
KIT	20	1163	51	4	2	2.63	13	6	0	1	626	575	.919	1	0	1	2	3	.333
Luke Richardson	39	2159	116	3	1	3.22	23	11	2	0	1142	1026	.898	1	1	0	0	3	1.000
Chris McGonigle	9	352	27	1	0	4.60	1	3	1	0	167	140	.838	0	0	0	0	0	.000
LONDON KNIGHTS																			
Joseph Raaymakers	46	2623	124	3	3	2.84	29	13	1	1	1377	1253	.910	2	1	1	1	7	.857
Jordan Kooy	24	1179	61	2	1	3.11	10	8	0	1	633	572	.904	1	0	1	1	2	.500
Tyler Johnson	6	287	17	3	0	3.55	0	4	1	0	159	142	.893	0	0	0	0	0	.000
MISSISSAUGA STEELHEADS																			
Emanuel Vella	32	1666	91	1	2	3.28	17	10	1	0	875	784	.896	1	1	0	1	3	.667
Jacob Ingham	43	2413	147	9	0	3.65	16	22	0	2	1229	1082	.880	3	1	2	3	12	.750
NIAGARA ICEDOGS																			
Colton Ince	22	1098	52	7	0	2.84	7	7	3	0	595	543	.913	0	0	0	0	0	.000
Stephen Dhillon	52	3021	168	5	1	3.34	28	16	4	3	1660	1492	.899	5	2	3	6	19	.684
NORTH BAY BATTALION																			
Christian Propp (total)	35	2052	96	4	1	2.81	19	10	3	3	1063	967	.910	7	4	3	8	23	.652
BAR	3	184	7	1	0	2.28	1	1	0	1	91	84	.923	1	0	1	2	2	.000
NB	32	1868	89	3	1	2.86	18	9	3	2	972	883	.908	6	4	2	8	21	.619
Julian Sime	33	1763	98	5	0	3.33	9	14	4	1	939	841	.896	1	0	1	2	3	.333
Mat Woroniuk	5	199	14	1	0	4.22	2	1	0	0	89	75	.843	0	0	0	0	0	.000
Christian Purboo	5	285	24	0	0	5.06	1	4	0	0	151	127	.841	0	0	0	0	0	.000

													SHOOTOUTS						
	GPI	MINS	GA	EN	SO	GAA	W	L	OTL	SL	SHT	SVS	SV%	GW	L	G	OP	SO%	
OSHAWA GENERALS																			
Kyle Keyser	47	2603	137	2	4	3.16	28	13	2	0	1434	1297	.904	3	3	0	1	7	.857
Nathan Torchia	1	36	2	0	0	3.35	0	0	0	0	11	9	.818	0	0	0	0	0	.000
Cole Ceci (total)	24	1214	75	4	1	3.71	7	12	0	0	718	643	.896	0	0	0	0	0	.000
GUE	2	90	10	0	0	6.69	0	1	0	0	57	47	.825	0	0	0	0	0	.000
OSH	22	1124	65	4	1	3.47	7	11	0	0	661	596	.902	0	0	0	0	0	.000
Mario Peccia (total)	9	390	26	0	1	4.00	2	5	0	0	209	183	.876	0	0	0	0	0	.000
KGN	5	270	14	0	1	3.11	2	2	0	0	144	130	.903	0	0	0	0	0	.000
OSH	4	120	12	0	0	6.01	0	3	0	0	65	53	.815	0	0	0	0	0	.000
Logan Gauthier	4	214	21	0	0	5.90	1	2	1	0	93	72	.774	0	0	0	0	0	.000
OTTAWA 67'S																			
Olivier Tremblay	52	2810	153	3	3	3.27	25	15	4	2	1400	1247	.891	4	2	2	5	10	.500
Olivier Lafreniere	12	645	45	0	0	4.19	4	7	0	0	347	302	.870	0	0	0	0	0	.000
Cedrick Andree	13	666	52	4	0	4.69	1	7	2	1	366	314	.858	1	0	1	1	4	.750
OWEN SOUND ATTACK																			
Mack Guzda	30	1481	79	3	1	3.20	14	6	2	2	653	574	.879	3	1	2	2	6	.667
Olivier Lafreniere (total)	40	2230	133	2	1	3.58	20	15	1	2	1068	935	.875	3	1	2	4	6	.333
OTT	12	645	45	0	0	4.19	4	7	0	0	347	302	.870	0	0	0	0	0	.000
OS	28	1585	88	2	1	3.33	16	8	1	2	721	633	.878	3	1	2	4	6	.333
Zack Bowman	15	849	53	2	0	3.75	8	5	0	1	396	343	.866	2	1	1	3	11	.727
Riley Daniels	4	201	14	1	0	4.17	0	3	0	0	82	68	.829	0	0	0	0	0	.000
PETERBOROUGH PETES																			
Dylan Wells	56	3230	195	8	1	3.62	20	30	3	3	1878	1683	.896	4	1	3	6	9	.333
Hunter Jones	15	875	75	2	0	5.14	3	9	0	0	560	485	.866	1	1	0	1	4	.750
SAGINAW SPIRIT																			
Evan Cormier	61	3433	182	9	3	3.18	24	24	8	0	1821	1639	.900	2	2	0	0	5	1.000
Cameron Lamour	17	649	45	0	0	4.16	5	6	1	0	338	293	.867	0	0	0	0	0	.000
Brendan Bonello	1	20	2	0	0	6.00	0	0	0	0	14	12	.857	0	0	0	0	0	.000
SARNIA STING																			
Ethan Langevin	1	59	2	0	0	2.05	0	1	0	0	26	24	.923	0	0	0	0	0	.000
Justin Fazio	51	3054	145	6	2	2.85	37	11	3	0	1769	1624	.918	3	3	0	2	9	.778
Aidan Hughes	18	992	58	1	1	3.51	9	5	1	1	580	522	.900	1	0	1	1	3	.667
S.S. MARIE GREYHOUNDS																			
Matthew Villalta	49	2904	125	2	3	2.58	40	5	2	2	1363	1238	.908	4	2	2	3	10	.700
Tyler Johnson (total)	26	1329	58	5	2	2.62	14	5	1	1	623	565	.907	1	0	1	2	2	.000
LDN	6	287	17	3	0	3.55	0	4	1	0	159	142	.893	0	0	0	0	0	.000
SSM	20	1042	41	2	2	2.36	14	1	0	1	464	423	.912	1	0	1	2	2	.000
Connor Hicks	3	183	12	1	0	3.93	1	1	1	0	107	95	.888	0	0	0	0	0	.000
SUDBURY WOLVES																			
Mario Culina	10	559	32	1	0	3.44	2	5	2	0	330	298	.903	0	0	0	0	0	.000
David Bowen	4	148	9	0	0	3.65	1	1	1	0	92	83	.902	0	0	0	0	0	.000
Jake McGrath	45	2370	158	10	0	4.00	9	26	5	0	1370	1212	.885	1	1	0	1	5	.800
Marshall Frappier	22	1023	80	1	1	4.69	5	10	1	0	622	542	.871	0	0	0	0	0	.000
WINDSOR SPITFIRES																			
Michael DiPietro	56	3267	152	6	7	2.79	29	21	3	1	1696	1544	.910	2	1	1	1	4	.750
Lucas Patton	6	315	17	1	0	3.24	2	2	0	1	161	144	.894	1	0	1	2	3	.333
Brock Baier	10	509	43	3	0	5.07	1	7	1	0	274	231	.843	0	0	0	0	0	.000

FLINT FIREBIRDS (cont'd)

PLAYER	GP	G	A	PTS	+/-	PIM	PP	PPA	SH	SHA	GW	FG	IG	OT	UA	EN	Sht	Sh%	FOW	FO	G ATT	GW SO%	
Jacob Collins	61	4	4	8	-29	17	0	0	0	0	0	0	0	0	0	0	83	4.8	179	362	0	0	0.0
Hakan Nilsen	61	0	8	8	-21	24	0	2	0	0	0	0	0	0	0	0	57	0.0	0	0	0	0	0.0
Marcus Griez	45	1	3	4	-19	28	1	0	0	0	0	0	1	0	0	0	28	3.6	0	0	0	0	0.0
Nikita Alexandrov	58	2	1	3	-36	28	0	0	0	0	0	0	0	0	0	0	50	4.0	0	0	0	0	0.0
Zack Pilon	43	0	2	2	-6	13	0	0	0	0	0	0	0	0	0	0	22	0.0	0	0	0	0	0.0
Eric Uba	4	0	1	1	0	0	0	0	0	0	0	0	0	0	0	0	7	0.0	0	0	0	0	0.0
Garrett Forrest	45	0	1	1	0	0	0	0	0	1	0	0	0	0	0	0	0	0.0	0	0	0	0	0.0
Dennis Busby	2	0	0	0	-2	0	0	0	0	0	0	0	0	0	0	0	0	0.0	0	0	0	0	0.0
Luke Kirwan	2	0	0	0	0	0	0	0	0	0	0	0	0	0	0	0	2	0.0	0	0	1	0	0.0
Luke Cavallin	31	0	0	0	0	2	0	0	0	0	0	0	0	0	0	0	0	0.0	0	0	0	0	0.0

GUELPH STORM

PLAYER	GP	G	A	PTS	+/-	PIM	PP	PPA	SH	SHA	GW	FG	IG	OT	UA	EN	Sht	Sh%	FOW	FO	G ATT	GW SO%	
Isaac Ratcliffe	67	41	27	68	-28	58	12	12	2	0	7	7	2	2	0	0	282	14.5	15	45	2	5	1.00
Ryan Merklej	63	13	54	67	-29	63	2	32	1	0	1	1	1	0	0	0	144	9.0	0	0	2	0	0.0
Cam Hillis	60	20	39	59	-12	48	10	10	1	1	3	2	1	1	1	1	105	19.0	490	977	0	0	0.0
Garrett McFadden	68	6	38	44	-25	33	5	14	0	3	0	0	0	0	0	0	59	3.7	2	3	0	0	0.0
Liam Hawel	82	14	27	41	-5	31	2	4	2	4	0	2	1	0	2	0	111	12.6	512	958	0	2	0.0
Alexey Toropchenko	66	17	22	39	-11	31	3	5	0	3	1	0	0	0	1	1	205	8.3	1	2	2	0	0.0
Nate Schnorr	57	16	23	39	-16	34	7	8	0	0	1	4	0	0	0	0	143	11.2	287	542	1	2	1.00
Cedric Ralph	68	24	12	36	-18	12	0	2	1	1	7	3	3	3	2	0	104	23.1	30	56	0	1	0.0
James McEwan	64	14	22	35	-9	8	3	3	0	0	3	1	0	1	0	0	220	5.9	225	390	0	0	0.0
Dmitri Samorukov	62	11	23	34	-10	29	4	7	0	1	1	0	0	0	0	0	141	7.8	0	2	0	1	0.0
Barrei Kirwin	68	13	18	31	-9	8	2	1	3	0	0	4	2	0	3	0	120	10.8	467	969	0	0	0.0
Owen Lalonde	67	1	21	22	-11	22	0	5	0	1	0	0	0	0	0	0	59	1.7	0	0	0	0	0.0
Zach Poirier	54	8	9	17	-13	59	0	0	0	0	0	0	0	0	0	0	88	9.1	5	10	0	0	0.0
Mason Primeau	60	7	6	13	-10	30	0	0	0	0	0	0	0	0	0	1	55	12.7	91	207	0	0	0.0
Givani Smith	19	8	3	11	-5	14	0	0	1	0	2	0	2	0	1	0	54	14.8	2	4	0	0	0.0
Tag Bertuzzi	41	3	8	11	-16	24	1	1	0	0	0	0	0	0	0	0	31	9.7	1	10	1	0	0.0
Keegan Stevenson	61	5	5	10	4	2	1	0	0	0	0	0	0	1	0	2	30	16.7	3	14	0	0	0.0
Mark Shoemaker	66	1	9	10	0	37	0	0	0	0	0	0	0	0	0	0	50	2.0	1	1	0	0	0.0
Mark Woolley	66	2	7	9	-13	15	0	1	0	0	0	0	0	0	0	0	39	5.1	1	2	0	0	0.0
Matt Botchick	19	2	6	8	4	8	0	0	1	0	0	0	0	0	0	0	25	8.0	20	47	0	0	0.0
Liam Stevens	4	1	0	1	-1	0	0	0	0	0	0	0	0	0	0	0	2	5.0	0	0	0	0	0.0
Nick Deakin-Poot	2	0	1	1	-1	2	0	0	0	0	0	0	0	0	0	0	0	0.0	0	2	0	0	0.0
Cole Ceci	2	0	0	0	0	0	0	0	0	0	0	0	0	0	0	0	0	0.0	0	0	0	0	0.0
Andrew Somerville	5	0	0	0	1	0	0	0	0	0	0	0	0	0	0	0	0	0.0	0	0	0	0	0.0
Anthony Agunno	7	0	0	0	1	0	0	0	0	0	0	0	0	0	0	0	0	0.0	0	0	0	0	0.0
Nico Daws	14	0	0	0	0	2	0	0	0	0	0	0	0	0	0	0	0	0.0	0	0	0	0	0.0
Anthony Popovich	60	0	0	0	0	0	0	0	0	0	0	0	0	0	0	0	0	0.0	0	0	0	0	0.0

HAMILTON BULLDOGS

PLAYER	GP	G	A	PTS	+/-	PIM	PP	PPA	SH	SHA	GW	FG	IG	OT	UA	EN	Sht	Sh%	FOW	FO	G ATT	GW SO%	
Robert Thomas (total)	49	24	51	75	17	37	9	20	1	1	3	2	4	1	3	0	117	20.5	553	966	0	1	0.0
LDN	27	20	26	46	13	18	8	10	1	0	3	2	3	1	3	0	77	26.0	319	510	0	1	0.0
HAM	22	4	25	29	4	19	1	10	0	1	0	0	1	0	0	0	40	10.0	234	456	0	0	0.0
Brandon Szaigen	65	35	35	70	23	71	16	13	0	1	9	4	3	2	1	2	239	14.6	741	1339	0	2	0.0
Matthew Strome	65	37	31	68	-2	43	12	12	1	0	6	10	4	0	3	0	185	20.0	67	131	1	3	33.3
Will Bitten	62	20	44	64	4	38	3	23	2	0	0	7	3	0	3	1	161	12.4	280	550	2	5	1.00
Ryan Moore (total)	63	18	42	60	-3	59	3	9	0	1	3	4	1	0	1	0	176	10.2	508	1010	0	0	0.0
FLNT	21	8	13	21	-12	23	0	4	0	1	1	0	0	0	0	0	63	12.7	224	438	0	0	0.0
HAM	42	10	29	39	9	36	3	5	0	0	2	3	1	0	0	0	113	8.9	284	572	0	0	0.0
Nicholas Casmano (total)	64	25	32	57	9	94	6	3	1	0	4	3	3	0	1	2	237	10.5	30	72	1	1	100.0
FLNT	23	12	9	21	-8	38	4	1	1	0	1	2	1	0	0	1	87	13.8	6	11	1	1	1.0
HAM	41	13	23	36	17	56	2	2	0	0	3	1	2	0	1	1	150	8.7	24	61	0	0	0.0
Arthur Kaliyev	68	31	17	48	17	20	6	4	0	0	3	3	4	1	2	1	208	14.9	2	7	1	4	25.0
Marion Stuedin	62	20	28	48	24	14	4	8	2	0	6	2	0	0	3	0	145	13.8	10	26	0	0	0.0
Benjamin Gleason	63	9	39	48	21	43	6	19	0	0	2	1	3	0	0	0	177	5.1	1	2	0	0	0.0
MacKenzie Entwistle	49	13	25	34	16	35	2	4	0	0	3	4	0	0	0	0	127	10.2	138	315	0	0	0.0
Riley Stillman (total)	62	5	29	34	23	80	0	5	0	1	1	1	0	0	0	0	119	4.2	0	0	0	0	0.0
OSH	29	1	12	13	1	52	0	2	0	1	0	0	0	0	0	0	59	1.7	0	0	0	0	0.0
HAM	33	4	17	21	22	28	0	3	0	0	1	1	0	0	0	0	60	6.7	0	0	0	0	0.0
Isaac Matten	68	17	13	30	14	16	0	1	4	0	0	1	2	0	0	0	120	14.2	9	25	0	0	0.0
Nicholas Mattinen (total)	64	8	22	30	-1	30	2	6	1	2	1	2	0	0	1	0	174	4.6	1	6	1	1	100.0
FLNT	38	5	17	22	-18	18	2	6	1	0	0	1	0	0	0	0	110	4.5	1	6	1	1	1.0
HAM	26	3	5	8	17	12	0	0	0	2	1	1	0	0	0	0	64	4.7	0	0	0	0	0.0
Kade Landry (total)	61	4	23	27	19	38	1	6	2	0	0	0	0	0	0	2	105	8.8	0	0	0	0	0.0
BAR	17	3	8	11	4	18	1	4	0	1	0	0	0	0	0	2	14	7.5	0	0	0	0	0.0
HAM	44	1	15	16	15	20	0	2	0	0	1	0	0	0	0	0	65	1.5	0	0	0	0	0.0
Justin Lemcke	59	9	17	26	25	55	3	5	0	0	3	1	2	0	0	0	107	8.4	0	0	0	0	0.0
Jack Hanley	63	2	12	14	7	6	1	0	0	0	0	0	0	0	0	0	65	3.1	0	1	0	0	0.0
Connor Walters	56	3	10	13	3	22	0	2	0	1	0	1	0	0	0	0	60	5.0	0	2	0	0	0.0
Connor McMichael	32	5	5	10	-5	10	0	2	0	0	2	0	0	0	0	0	67	7.5	127	294	0	1	0.0
Riley McCourt	26	1	8	9	-2	12	1	2	0	0	0	0	0	0	0	0	25	4.0	0	0	0	0	0.0
Connor Roberts	3	2	3	5	8	12	0	0	0	0	0	0	0	0	0	0	35	26.6	26	72	0	0	0.0
Ben Garagan	50	1	7	8	-1	23	0	1	0	0	0	0	0	0	0	0	46	2.2	119	285	0	0	0.0
Zachary Jackson	42	3	4	7	2	16	0	0	0	0	0	0	0	0	0	0	24	12.5	12	34	0	0	0.0
Owen Burnell	29	1	5	6	6	2	0	0															

KINGSTON FRONTENACS (cont'd)

PLAYER	GP	G	A	PTS	+/-	PIM	PP	PPA	SH	SHA	GW	FG	IG	OT	UA	EN	Sht	Sh%	FOW	FO	G ATT	GW	SO%
Brett Neumann	68	18	24	42	-1	24	2	2	2	2	3	4	1	0	2	2	218	8.3	504	912	0	1	0.0
Ted Nichol	68	7	27	34	-23	39	2	1	0	2	1	2	1	0	1	1	141	5.0	296	582	0	0	0.0
Ryan Cranford	68	16	17	33	1	49	1	2	1	0	3	3	2	0	1	2	187	8.6	7	16	2	2	0.0
Nathan Dunkley	31	13	20	33	17	28	4	2	0	0	2	4	2	0	0	0	55	23.6	223	412	1	1	0.0
Eemeli Rasanen	61	5	28	33	16	48	2	12	0	1	0	1	1	0	0	0	100	5.0	0	0	0	0	0.0
Jakob Branahey	67	5	25	30	25	25	1	11	0	0	0	0	0	0	1	0	121	4.1	2	5	0	0	0.0
Tyler Burnie	55	17	12	29	-3	30	5	2	0	0	2	3	2	0	3	1	108	15.7	525	997	0	0	0.0
Max Jones (total)	31	19	5	24	-6	36	7	1	0	0	2	2	4	0	0	0	122	15.6	4	10	1	1	100.0
LDN	25	18	3	21	-7	34	7	1	0	0	1	2	4	0	3	0	102	17.6	3	9	1	0	0.0
KN	6	1	2	3	1	2	0	0	0	0	0	0	0	0	0	0	20	5.0	1	1	0	0	0.0
Matt Hotchkiss (total)	68	14	10	24	-8	26	1	1	0	0	1	2	2	0	1	0	112	12.5	35	75	1	1	100.0
GUE	19	2	6	8	4	8	0	1	0	0	0	1	0	0	0	0	25	8.0	20	47	0	0	0.0
KN	49	12	4	16	-12	18	1	0	0	0	1	1	2	0	1	0	87	13.8	15	28	1	1	1.0
Jacob Paquette	63	4	11	15	-22	51	1	2	0	1	0	1	1	0	1	0	59	6.8	0	1	0	0	0.0
Sergey Popov	35	6	7	13	-1	13	1	0	0	1	0	1	0	0	0	0	68	8.8	2	4	1	2	50.0
Conor Ali (total)	65	6	10	10	6	16	0	1	0	0	0	0	0	0	0	0	34	0.0	0	2	0	0	0.0
SBV	5	0	0	0	-4	0	0	0	0	0	0	0	0	0	0	0	4	0.0	0	0	0	0	0.0
KN	60	6	10	10	10	16	0	1	0	0	0	0	0	0	0	0	30	0.0	0	2	0	0	0.0
Paul Larabie	51	0	9	9	0	29	0	2	0	0	0	0	0	0	0	0	34	0.0	8	13	0	0	0.0
Liam Murray	63	1	7	8	-5	59	0	0	0	0	0	0	0	0	0	0	63	1.6	0	0	0	0	0.0
Cody Morgan	31	4	3	7	-5	0	1	0	0	0	1	1	0	0	0	0	30	13.3	53	113	0	2	0.0
Bryan Laureigh	57	3	3	6	-9	13	0	0	0	0	0	0	0	0	1	0	23	13.0	0	3	0	1	0.0
Mitchell Byrne (total)	48	1	5	6	-25	22	0	0	0	1	1	1	0	0	0	0	26	3.8	0	0	0	0	0.0
ER	27	2	2	4	-15	10	0	1	0	0	1	0	0	0	0	0	16	0.0	0	0	0	0	0.0
KN	21	1	3	4	-10	12	0	1	0	0	1	0	0	0	0	0	10	10.0	0	0	0	0	0.0
Sam Field	14	5	0	5	3	11	0	0	0	0	2	1	0	0	0	0	19	26.3	1	2	0	0	0.0
Justin Pringle	25	3	1	4	3	6	0	0	0	0	0	1	0	0	0	0	17	17.6	5	6	0	0	0.0
Cal Davis	15	2	0	2	-1	0	0	0	0	0	0	0	0	0	1	0	14	14.3	2	3	0	0	0.0
Emmett Gordon	44	0	2	2	-5	8	0	0	0	0	0	0	0	0	0	0	20	0.0	2	3	0	0	0.0
Luke Drowitt	6	1	0	1	1	0	0	0	0	0	0	0	0	0	0	0	2	50.0	0	0	0	0	0.0
Evan Brand	27	0	1	1	-1	8	0	0	0	0	0	0	0	0	0	0	5	0.0	0	0	0	0	0.0
Jeremy Heilig	56	0	1	0	-1	2	0	1	0	0	0	0	0	0	0	0	0	0.0	0	0	0	0	0.0
Colin Van Dam Hurk	1	0	0	0	-1	0	0	0	0	0	0	0	0	0	0	0	0	0.0	0	0	0	0	0.0
Marco Paccia	5	0	0	0	0	0	0	0	0	0	0	0	0	0	0	0	0	0.0	0	0	0	0	0.0
Brendan Bonella (total)	12	0	0	0	0	0	0	0	0	0	0	0	0	0	0	0	0	0.0	0	0	0	0	0.0
SAG	11	0	0	0	0	0	0	0	0	0	0	0	0	0	0	0	0	0.0	0	0	0	0	0.0
KN	1	0	0	0	0	0	0	0	0	0	0	0	0	0	0	0	0	0.0	0	0	0	0	0.0

SHOOTOUTS

KITCHENER RANGERS

PLAYER	GP	G	A	PTS	+/-	PIM	PP	PPA	SH	SHA	GW	FG	IG	OT	UA	EN	Sht	Sh%	FOW	FO	G ATT	GW	SO%
Adam Mischorin	40	46	86	14	20	12	18	0	6	6	0	6	0	3	2	0	25	15.7	10	25	0	2	0.0
Joseph Garreffa	68	12	53	67	-2	8	4	19	0	0	0	0	0	0	0	0	103	11.7	177	338	0	0	50.0
Kole Sherwood	57	30	30	60	11	56	10	0	0	7	5	4	1	3	0	2	216	13.9	91	184	2	0	0.0
Connor Bannaman	66	27	23	50	-7	31	9	7	1	0	6	1	1	0	2	3	205	13.2	348	608	0	0	0.0
Lagan Brown (total)	32	22	26	48	4	16	4	10	0	0	1	3	0	2	0	0	116	19.0	149	315	0	2	0.0
WSR	15	13	11	24	-6	10	4	5	0	0	0	0	0	1	0	2	61	21.3	76	144	0	1	0.0
KIT	17	9	15	24	10	6	0	5	0	0	0	1	2	0	0	0	55	16.4	73	171	0	1	0.0
Lagan Stanley	61	15	27	32	6	111	3	8	0	1	1	1	3	0	0	0	169	8.9	0	0	0	0	0.0
Riley Damiani	64	19	18	37	-4	38	4	4	2	5	4	1	0	4	1	0	172	11.0	396	860	0	0	0.0
Rickard Hugg	66	6	26	32	-5	2	0	6	0	0	1	0	2	0	0	0	98	6.1	294	594	0	0	0.0
Adam LiAiko	62	12	19	31	10	6	1	1	0	0	1	3	0	0	0	0	115	10.4	2	10	0	0	0.0
Givani Smith (total)	46	17	13	30	1	50	3	1	1	1	1	3	2	3	0	2	135	12.6	22	55	1	1	100.0
GUE	19	8	3	11	-5	14	0	0	1	0	2	0	2	0	1	0	54	14.8	2	4	0	0	0.0
KIT	27	9	10	19	6	36	3	1	0	1	1	2	1	0	1	0	81	11.1	20	51	1	1	1.0
Grag Meireles	55	13	17	30	2	18	4	0	0	0	1	3	1	0	1	0	114	11.4	308	652	0	0	0.0
Austin McEneaney (total)	61	6	24	30	6	54	0	7	0	0	1	0	1	0	2	0	85	7.1	0	0	0	0	0.0
WSR	35	2	18	20	4	39	0	5	0	0	0	0	0	0	1	0	54	3.7	0	0	0	0	0.0
KIT	26	4	6	10	4	15	0	2	0	0	1	0	1	0	1	0	31	12.9	0	0	0	0	0.0
Nick McHugh	66	11	15	26	0	51	0	0	1	0	1	1	1	0	1	2	80	13.8	22	49	0	0	0.0
Giovanni Vallati	65	3	23	26	3	29	1	5	0	0	1	1	0	0	0	0	56	5.4	0	0	0	0	0.0
Cole Carter	38	9	12	21	2	4	0	3	0	0	1	1	2	0	1	0	81	11.1	17	38	0	0	0.0
Jake Henderson	40	6	14	20	13	18	0	0	1	1	1	1	0	0	0	0	80	7.5	39	100	0	0	0.0
Jonathan Yantais	59	5	7	12	4	17	0	0	0	0	1	1	0	0	0	0	44	11.4	2	9	0	0	0.0
Kyle Gentles	60	2	9	11	-5	32	0	0	0	0	0	0	1	0	0	0	44	4.5	0	0	0	0	0.0
Connor Hall	47	0	11	11	18	77	0	0	0	0	0	0	0	0	0	0	54	0.0	0	0	0	0	0.0
Eric Goulet	43	6	4	10	-1	22	0	1	2	0	0	0	1	0	2	0	45	13.3	108	235	0	1	0.0
Jack York	57	3	6	9	9	10	0	1	0	0	1	0	0	0	1	0	34	8.8	0	0	0	0	0.0
Michael Vukojevic	24	1	4	5	1	20	0	0	0	0	0	0	0	0	0	0	22	4.5	0	1	0	0	0.0
Mike Petizian	40	2	2	4	-1	16	0	0	0	0	0	0	0	0	0	0	27	7.4	113	196	0	0	0.0
Doug Blaisdell	11	1	0	1	6	6	0	0	0	0	0	0	0	0	1	1	12	8.3	0	1	0	0	0.0
Grayson Ladd	22	0	1	1	8	2	0	0	0	0	0	0	0	0	0	0	7	0.0	0	0	0	0	0.0
Mario Culina (total)	30	0	1	1	0	4	0	0	0	0	0	0	0	0	0	0	0	0.0	0	0	0	0	0.0
SBV	10	0	0	0	0	2	0	0	0	0	0	0	0	0	0	0	0	0.0	0	0	0	0	0.0
KIT	20	0	1	0	0	2	0	0	0	0	0	0	0	0	0	0	0	0.0	0	0	0	0	0.0
Liam Peyton	3	0	0	0	-1	2	0	0	0	0	0	0	0	0	0	0	3	0.0	1	1	0	0	0.0
Matt Gordon	5	0	0	0	-2	0	0	0	0	0	0	0	0	0	0	0	1	0.0	3	10	0	0	0.0
Anthony Dumont-Bouchard	7	0	0	0	0																		

NORTH BAY BATTALION

PLAYER	STATS										SHOOTOUTS													
	GP	G	A	PTS	+/-	PIM	PP	PPA	SH	SHA	GW	FG	IG	OT	UA	EN	Sht	Sh%	FOW	FO	G	ATT	GW	SO%
Justin Brazoux	68	39	36	75	-5	26	16	10	3	0	6	5	3	1	5	1	265	14.7	5	28	2	6	0	0.0
Luke Burghardt	68	28	43	71	-6	81	5	17	1	0	1	5	2	0	4	0	191	14.7	294	587	0	2	0	0.0
Matthew Struthers (total)	62	23	22	45	9	24	0	3	1	0	3	2	3	0	1	0	165	13.9	431	940	0	0	0	0.0
OS	32	9	9	18	3	12	0	1	1	0	2	1	1	0	0	0	72	12.5	202	404	0	0	0	0.0
NB	30	14	13	27	6	12	0	2	0	0	1	1	2	0	1	0	93	15.1	229	536	0	0	0	0.0
Adam Thindler	68	12	30	42	-14	14	7	17	0	0	2	1	0	0	1	0	184	6.5	0	0	4	4	2	100.0
Cam Dineen	39	11	25	36	-13	10	6	11	0	0	2	1	0	1	3	0	104	10.6	0	0	1	0	1	0.0
Jake Chenier	66	17	14	31	-7	64	3	3	0	0	3	3	0	1	0	0	123	13.8	13	31	0	1	0	0.0
Brandon Coe	68	13	18	21	13	34	0	0	1	1	4	1	2	0	0	0	138	9.4	45	122	0	1	0	0.0
KIT	40	6	14	20	13	18	0	0	1	1	1	1	0	0	0	0	80	7.5	39	100	0	0	0	0.0
NB	28	7	4	11	0	16	0	0	0	0	3	0	1	1	0	0	58	12.1	6	22	0	1	0	0.0
Adam McMaster	64	9	19	28	-16	8	3	3	0	0	2	3	1	1	1	1	135	6.7	235	563	3	5	0	60.0
Kyle Potts	61	9	16	25	4	43	1	0	0	0	2	2	0	0	1	1	104	8.7	458	952	0	0	0	0.0
Luke Moncada	67	9	15	24	0	34	0	0	0	1	1	0	2	1	0	0	81	11.1	152	350	0	0	0	0.0
Jesse Saban	68	3	21	24	-4	64	0	6	0	1	1	0	0	0	0	1	106	2.8	0	0	0	0	0	0.0
Andy Baker	63	10	13	23	0	8	5	0	0	0	0	1	0	1	0	0	79	12.7	8	18	0	1	0	0.0
Brandon Coe	63	10	13	23	1	18	0	0	0	0	1	4	0	0	0	0	74	13.5	4	14	1	3	1	33.3
Brett McKenzie	31	9	14	23	-12	28	3	8	0	0	1	2	1	0	2	0	135	6.7	228	514	0	0	0	0.0
Riley Bruce	67	5	15	20	-5	80	2	8	0	0	0	0	0	0	0	0	122	4.1	1	2	0	0	0	0.0
Nick King (total)	60	3	15	18	-11	16	1	8	0	1	0	0	1	0	0	0	80	3.8	2	2	0	0	0	0.0
OS	4	0	0	0	1	0	0	0	0	0	0	0	0	0	0	0	4	0.0	0	0	0	0	0	0.0
NB	56	3	15	18	-12	16	1	8	0	1	0	0	1	0	0	0	76	3.9	2	2	0	0	0	0.0
Daniel Walker	35	7	3	10	-8	64	0	0	0	1	1	1	0	0	0	0	74	9.5	4	14	0	0	0	0.0
Braden Henderson (total)	19	0	9	9	10	10	0	3	0	0	0	0	0	0	0	0	37	0.0	1	1	0	0	0	0.0
SAR	19	0	5	5	4	6	0	2	0	0	0	0	0	0	0	0	17	0.0	0	0	0	0	0	0.0
NB	27	0	4	4	6	4	0	1	0	0	0	0	0	0	0	0	26	0.0	1	1	0	0	0	0.0
Rhys Forhan	38	1	6	7	0	33	0	0	0	0	0	0	0	0	0	0	41	2.4	95	253	0	0	0	0.0
Patrick Brown	53	2	4	6	-13	8	0	0	1	0	0	1	0	1	0	1	37	5.4	136	361	0	0	0	0.0
Brady Lyle	9	2	0	2	0	0	0	0	0	0	0	0	0	0	0	0	15	13.3	0	0	0	0	0	0.0
Daniel Verity	5	1	1	2	1	2	0	1	0	0	0	0	0	0	0	0	19	5.3	0	0	0	0	0	0.0
Julian Sime	33	0	2	2	0	2	0	1	0	0	0	0	0	0	0	0	0	0.0	0	0	0	0	0	0.0
Kurtis Evans	33	1	0	1	-7	2	0	0	0	0	0	0	0	0	0	0	26	3.8	15	41	0	0	0	0.0
Eric Allair	13	0	1	-6	4	0	0	0	0	0	0	0	0	0	0	0	12	0.0	0	0	0	0	0	0.0
Simon Rosa	39	0	1	1	-4	12	0	0	0	0	0	0	0	0	0	0	12	0.0	0	1	0	0	0	0.0
Payton Vesco	1	0	0	0	2	0	0	0	0	0	0	0	0	0	0	0	0	0.0	0	0	0	0	0	0.0
Jacob Ball	4	0	0	0	-1	2	0	0	0	0	0	0	0	0	0	0	2	0.0	18	35	0	0	0	0.0
Christian Purbo	5	0	0	0	0	0	0	0	0	0	0	0	0	0	0	0	0	0.0	0	0	0	0	0	0.0
Mat Woronuk	5	0	0	0	0	0	0	0	0	0	0	0	0	0	0	0	0	0.0	0	0	0	0	0	0.0
Trovis Mailhot	30	0	0	0	-1	8	0	0	0	0	0	0	0	0	0	0	15	0.0	0	0	0	0	0	0.0
Alex Robert	30	0	0	0	-10	2	0	0	0	0	0	0	0	0	0	0	16	0.0	1	0	0	0	0	0.0
Christian Propp (total)	35	0	0	0	0	8	0	0	0	0	0	0	0	0	0	0	0	0.0	0	0	0	0	0	0.0
BAR	3	0	0	0	0	0	0	0	0	0	0	0	0	0	0	0	0	0.0	0	0	0	0	0	0.0
NB	32	0	0	0	0	8	0	0	0	0	0	0	0	0	0	0	0	0.0	0	0	0	0	0	0.0

OSHAWA GENERALS

PLAYER	STATS										SHOOTOUTS													
	GP	G	A	PTS	+/-	PIM	PP	PPA	SH	SHA	GW	FG	IG	OT	UA	EN	Sht	Sh%	FOW	FO	G	ATT	GW	SO%
Jack Studnicka	66	22	50	72	18	43	5	20	4	2	5	3	0	5	2	2	215	10.2	672	1256	1	2	1	50.0
Allan McShane	67	20	45	65	3	16	7	14	0	0	0	3	2	0	2	1	165	12.1	435	770	0	0	0	0.0
Domenico Comisso	63	23	39	62	-13	40	5	15	0	0	7	2	4	0	2	0	145	15.9	461	819	0	0	0	0.0
Kenny Huether	67	30	24	54	13	16	11	7	1	6	4	3	0	4	4	241	12.4	16	55	0	0	0	0.0	
Serran Noel	62	28	25	53	-8	61	5	6	0	0	2	8	2	1	3	0	105	26.7	8	25	0	0	0	0.0
Matt Brassard	67	16	35	51	13	64	5	13	1	2	2	0	2	1	2	1	218	7.3	0	1	2	2	1	100.0
Renars Krastenbergs	61	21	17	38	-1	32	1	4	1	0	2	4	1	0	2	0	164	12.8	11	30	2	0	0	0.0
Daniel Antropov	59	15	16	31	-8	27	5	4	0	0	2	1	0	1	0	0	69	21.7	5	12	0	0	0	0.0
Hayden McCol	59	15	10	30	6	40	3	3	0	0	2	2	3	0	3	1	108	13.9	276	510	0	0	0	0.0
Kyle MacLean	44	10	18	28	12	46	0	2	2	0	1	0	1	0	1	0	70	14.3	205	429	1	2	1	50.0
Nick Wong	63	17	9	26	9	12	6	2	0	0	5	1	0	0	0	0	74	23.0	27	61	0	0	0	0.0
Brandon Harrogate (total)	54	10	15	25	6	28	1	2	0	0	1	0	1	0	0	0	108	9.3	9	15	0	0	0	0.0
MISS	11	2	3	5	-1	8	1	2	0	0	1	0	0	0	0	0	29	6.9	3	3	0	1	0	0.0
OSH	43	8	12	20	7	20	0	0	0	0	0	0	1	0	0	1	79	10.1	6	12	0	0	0	0.0
Eric Henderson	66	7	15	22	0	25	0	0	0	0	2	1	0	1	0	1	111	6.3	48	108	0	0	0	0.0
Nico Gross	58	4	10	14	-9	46	1	6	0	0	0	0	0	0	0	0	53	7.5	0	1	0	0	0	0.0
Riley Stillman	29	1	12	13	1	52	0	2	0	1	0	0	0	0	0	0	59	1.7	0	0	0	0	0	0.0
Alex Di Carlo	45	4	7	11	3	19	0	1	0	2	1	0	1	0	0	0	62	6.5	1	1	0	0	0	0.0
William Ennis	66	1	10	11	1	19	0	0	0	0	0	0	0	0	0	0	42	2.4	0	1	0	0	0	0.0
Mitchell Brewer	60	2	6	8	14	17	0	0	0	0	0	0	0	0	0	0	27	7.4	0	0	0	0	0	0.0
Ian Blocker	48	1	5	6	1	39	0	0	0	0	0	0	0	0	0	0	29	3.4	0	0	0	0	0	0.0
Mason Kahn	10	1	4	5	2	4	0	1	0	0	0	0	0	0	0	1	18	5.6	58	113	0	0	0	0.0
Kyle Keyser	47	0	4	4	0	2	0	2	0	0	0	0	0	0	0	0	1	0.0	0	0	0	0	0	0.0
Sean Allen	52	0	4	4	10	99	0	0	0	0	0	0	0	0	0	0	26	0.0	0	0	0	0	0	0.0
Cole Resnick	23	0	2	2	-2	4	0	0	0	0	0	0	0	0	0	0	8	0.0	14	38	0	0	0	0.0
Mitchell Hewitson	27	1	0	1	-7	9	0	0	0	0	0	0	0	0	0	0	16	6.3	1	7	0	0	0	0.0
Logan Gauthier	4	0	1	1	2	0	0	1	0	0	0	0	0	0	0	0	0	0.0	0	0	0	0	0	0.0
Joseph Ruppel	9	0	1	1	2	0	0	4	0															

OTTAWA 67's (cont'd)

PLAYER	GP	G	A	PTS	+/-	PIM	PP	PPA	SH	SHA	GW	FG	IG	OT	UA	EN	Sht	Sh%	FOW	FO	G ATT	GW	SO%
Sam Bitten	68	7	14	21	-8	25	0	0	0	0	0	0	0	0	0	0	70	10.0	262	626	6	1	0.0
Carter Robertson	57	5	13	18	-10	24	0	4	0	0	0	0	0	0	0	0	68	7.4	0	1	0	0	0.0
Kevin Bahl	58	1	17	18	-21	76	0	3	0	0	0	0	0	0	0	0	58	1.7	1	1	0	0	0.0
Show Boomhower (total)	39	9	7	16	-4	57	3	1	1	0	2	1	0	0	0	0	59	15.3	35	69	0	1	0.0
MISS	25	8	5	13	-4	36	3	1	0	0	1	1	0	0	0	0	41	19.5	33	62	0	1	0.0
OTT	14	1	2	3	0	21	0	0	1	0	1	0	0	0	0	0	18	5.6	2	7	0	0	0.0
Oliver True	58	6	9	15	-4	21	2	2	0	0	0	1	1	0	0	0	68	8.8	10	31	0	1	0.0
Hudson Wilson	66	2	12	14	-8	46	0	0	0	0	3	0	1	0	0	1	58	3.4	1	2	0	0	0.0
Peter Stratis	39	4	9	13	-13	20	1	6	0	0	0	0	0	0	1	0	43	3.3	1	1	0	0	0.0
Quinn Yule	60	6	6	12	-8	43	0	0	1	2	2	0	0	0	0	0	54	11.1	1	7	0	0	0.0
Nikita Okhotyuk	53	5	6	11	12	71	0	0	0	1	2	0	0	0	1	1	58	8.6	1	1	0	0	0.0
Seva Losev	30	2	1	3	-5	12	0	0	0	0	0	1	0	0	0	0	13	15.4	20	62	0	0	0.0
Lucas Peric	57	2	1	3	-8	18	0	0	0	0	0	2	0	0	0	0	30	6.7	1	2	0	0	0.0
Kyle Auger	7	0	3	3	1	6	0	1	0	0	0	0	0	0	0	0	8	0.0	0	0	0	0	0.0
Nolan Gardiner	18	1	0	1	-9	13	0	0	0	0	0	0	0	0	0	0	13	7.7	24	50	0	0	0.0
Jack Quinn	8	0	1	1	0	46	0	0	0	0	0	0	0	0	0	0	5	0.0	2	4	0	0	0.0
Oliver Lafreniere	12	0	0	0	0	0	0	0	0	0	0	0	0	0	0	0	0	0.0	0	0	0	0	0.0
Cedrick Andree	13	0	0	0	0	0	0	0	0	0	0	0	0	0	0	0	0	0.0	0	0	0	0	0.0
Oliver Tremblay	52	0	0	0	0	4	0	0	0	0	0	0	0	0	0	0	0	0.0	0	0	0	0	0.0

OWEN SOUND ATTACK

PLAYER	GP	G	A	PTS	+/-	PIM	PP	PPA	SH	SHA	GW	FG	IG	OT	UA	EN	Sht	Sh%	FOW	FO	G ATT	GW	SO%
Nick Suzuki	64	42	58	100	30	18	7	21	5	2	4	7	2	0	6	3	282	14.9	354	673	3	7	42.9
Kevin Hancock	55	24	45	69	26	18	6	10	2	3	1	4	2	0	2	1	245	9.8	377	656	0	3	0.0
Aidan Dudas	68	31	34	65	1	12	6	9	1	2	5	4	2	2	0	2	221	14.0	459	949	1	4	25.0
Maksim Sushko	60	31	29	60	13	52	4	6	1	2	3	3	0	2	0	2	144	21.5	11	28	2	3	66.7
Ethan Szypula	67	19	37	56	2	57	5	7	0	2	3	4	3	2	0	2	177	10.7	151	327	0	1	0.0
Brett McKenzie (total)	64	22	27	48	-8	49	6	11	2	2	2	4	3	0	5	0	244	9.0	471	997	0	0	0.0
NB	31	9	14	23	-12	28	3	8	0	0	1	2	1	0	2	0	135	6.7	228	514	0	0	0.0
OS	33	13	13	26	4	21	3	2	2	2	1	2	2	0	3	0	109	11.9	243	483	0	0	0.0
Sean Durzi	40	15	34	49	19	12	5	16	1	0	3	1	0	1	3	0	122	12.3	0	0	0	3	0.0
Jonah Gadajovich	42	25	23	48	8	42	7	6	1	0	0	5	3	0	1	1	219	11.4	6	14	0	1	0.0
Alan Lyszczorzycy	59	21	20	41	11	32	1	7	0	0	0	5	2	1	0	1	170	12.4	11	24	0	3	0.0
Markus Phillips	48	10	29	39	13	34	4	7	0	0	2	1	0	2	1	0	147	6.8	0	9	0	0	0.0
Brady Lyle (total)	63	11	23	34	14	20	3	10	0	0	2	3	0	0	1	0	137	8.0	0	0	0	0	0.0
NB	9	2	0	2	0	0	0	0	0	0	0	0	0	0	0	0	15	13.3	0	0	0	0	0.0
OS	54	9	23	32	14	20	3	10	0	0	2	3	0	0	1	0	122	7.4	0	0	0	0	0.0
Jacob Friend	61	3	27	30	24	89	2	2	0	1	0	0	0	0	0	0	105	2.9	0	0	0	0	0.0
Cade Robinson (total)	65	8	16	24	-9	24	0	0	0	0	0	2	0	0	0	0	88	9.1	15	45	0	0	0.0
ER	38	6	12	18	-9	16	0	0	0	0	0	0	0	0	0	0	55	10.9	14	36	0	0	0.0
OS	27	2	4	6	0	8	0	0	0	0	0	0	0	0	0	0	33	6.1	1	9	0	0	0.0
Chase Campbell	57	3	17	20	-6	29	0	0	0	0	1	0	0	0	0	0	73	4.1	7	23	0	1	0.0
Daylon Groulx	56	13	6	19	6	76	2	0	0	0	0	2	3	0	2	0	86	15.1	36	73	0	1	0.0
Matthew Struthers	32	9	9	18	3	12	0	1	1	0	2	1	1	0	0	0	72	12.5	202	404	0	0	0.0
Trenton Bourque	62	0	17	17	6	53	0	0	0	0	0	0	0	0	0	0	62	0.0	0	3	0	0	0.0
Daniel Verity (total)	31	2	9	11	-1	12	0	4	0	0	0	0	0	0	0	0	57	3.5	1	3	0	0	0.0
NB	5	1	1	2	1	2	0	1	0	0	0	0	0	0	0	0	19	5.3	0	0	0	0	0.0
SAG	17	1	7	8	-1	8	0	2	0	0	0	0	0	0	0	0	26	3.8	0	2	0	0	0.0
OS	9	0	1	1	-2	0	0	1	0	0	0	0	0	0	0	0	12	0.0	1	1	0	0	0.0
Cole Cameron	66	1	10	11	7	28	0	0	0	0	1	1	0	0	0	0	55	1.8	1	5	0	0	0.0
Jackson Doherty	53	7	3	10	0	20	1	0	0	0	1	2	1	0	0	0	31	22.6	2	7	0	0	0.0
Zachary Roberts	23	3	5	8	4	19	0	0	0	0	1	0	0	0	0	0	38	7.9	1	2	0	0	0.0
Mitchell Russell	59	3	4	7	-3	16	0	0	0	0	1	0	0	0	0	0	51	5.9	149	382	0	0	0.0
Igor Chirikov	41	1	6	7	4	8	0	0	0	0	0	0	0	0	0	0	14	7.1	0	0	0	0	0.0
Marino Moro	37	1	5	6	-2	10	0	0	0	0	0	0	0	0	0	0	16	6.3	22	76	0	0	0.0
Luke Beamish	23	0	3	3	-4	2	0	2	0	0	0	0	0	0	0	0	6	0.0	0	0	0	0	0.0
Willy Daniels	4	0	0	0	0	0	0	0	0	0	0	0	0	0	0	0	0	0.0	0	0	0	0	0.0
Nick King	4	0	0	0	0	0	0	0	0	0	0	0	0	0	0	0	0	0.0	0	0	0	0	0.0
Zack Bowman	15	0	0	0	0	2	0	0	0	0	0	0	0	0	0	0	0	0.0	0	0	0	0	0.0
Macck Guzda	30	0	0	0	0	0	0	0	0	0	0	0	0	0	0	0	0	0.0	0	0	0	0	0.0
Oliver Lafreniere (total)	40	0	0	0	0	0	0	0	0	0	0	0	0	0	0	0	0	0.0	0	0	0	0	0.0
OTT	12	0	0	0	0	0	0	0	0	0	0	0	0	0	0	0	0	0.0	0	0	0	0	0.0
OS	28	0	0	0	0	0	0	0	0	0	0	0	0	0	0	0	0	0.0	0	0	0	0	0.0

PETERBOROUGH PETES

PLAYER	GP	G	A	PTS	+/-	PIM	PP	PPA	SH	SHA	GW	FG	IG	OT	UA	EN	Sht	Sh%	FOW	FO	G ATT	GW	SO%
Nikita Korostelev	64	30	45	75	-23	54	9	27	0	1	2	3	2	0	1	0	177	13.8	3	22	2	5	40.0
Legan DeNoble	59	31	21	52	-14	31	15	5	2	1	2	5	2	1	0	1	180	17.2	147	297	1	3	33.3
Seymon Der-Arguchintsev	68	12	39	51	-19	138	5	16	0	0	1	3	2	0	0	0	102	11.8	426	886	1	1	100.0
Pavel Gogolev	66	30	17	47	-18	41	4	4	0	0	4	3	1	0	4	0	183	16.4	7	22	0	2	0.0
Jonathan Ang	39	15	28	43	-8	69	6	12	3	1	1	2	3	1	3	0	115	13.0	345	653	1	1	100.0
Brady Hinz (total)	68	18	24	42	-11	16	4	4	0	0	4	3	1	1	2	0	99	18.2	56	124	0	0	0.0
SAR	40	13	15	28	-1	8	4	3	0	0	3	3	1	0	0	0	56	23.2	23	51	0	0	0.0
PBO	28	5	9	14	-10	8	0	1	0	0	1	0	0	1	2	0	43	11.6	33	73	0	0	0.0
Matthew Timms	46	3	32	35	-28	14	1	19	0	0	0	0	0	0	0	0	74	4.1	0	0	0	0	0.0
Nick Robertson	62	15	18	33	-27	14	5	6	0	0	1	2	1	0	1	1	115	13.0	166	385	0	2	0.0
Zach Gallant	54	16	15	31	-5	53	6	4	3	0	1	3	2	0	2	1	121	13.2	638	1141	0	0	0.0
Christopher Paquette	61	16	13	29	-36	16	5	3	2	2													

SAGINAW SPIRIT

PLAYER

GP	G	A	PTS	+/-	PIM	PP	PPA	SH	SHA	GW	FG	IG	OT	UA	EN	Sht	Sh%	FOW	FO	G	ATT	GW	SO%
Mason Kohn (total)	64	20	34	54	0	33	5	12	0	2	4	3	1	1	3	159	12.6	190	367	0	0	0	0
OSH	10	1	4	5	2	4	0	1	0	0	0	0	0	1	1	18	5.6	58	113	0	0	0	0
SAG	54	19	30	49	-2	29	5	11	1	2	4	3	1	1	2	141	13.5	132	254	0	0	0	0
Marcus Crawford	68	13	40	53	-14	53	7	15	0	0	5	3	1	1	1	228	5.7	0	0	0	0	0	0
Cole Coskey	68	27	23	50	-17	30	7	11	0	0	4	6	5	1	1	167	16.2	156	363	2	2	2	100
Blade Jenkins	68	20	24	44	-19	20	3	2	0	2	2	4	2	0	1	140	14.3	129	250	1	2	0	50
Damien Giroux	68	19	24	43	-10	18	5	5	2	1	1	4	2	0	1	133	14.3	453	931	0	0	0	0
Max Grandin	66	11	16	27	-4	70	0	1	0	0	1	0	0	0	1	98	11.2	364	723	0	0	0	0
DJ Busdicker	68	10	17	27	-7	26	0	1	0	0	1	0	0	0	1	167	6.0	92	208	0	0	0	0
Hayden Davis	68	4	23	27	-3	60	1	4	0	1	1	0	0	0	0	93	4.3	0	1	0	0	0	0
Brady Gilmour	41	9	16	25	-2	6	0	9	1	0	2	1	0	1	0	93	9.7	356	691	0	0	0	0
Keaton Middleton	64	4	20	24	-2	45	2	9	0	1	2	0	0	0	0	126	3.2	0	0	0	0	0	0
Jake Goldowski	40	11	10	21	-9	4	3	2	0	0	2	2	0	0	1	76	14.5	67	124	0	0	0	0
Caleb Everett	58	6	14	20	-11	51	1	3	0	0	0	1	0	0	2	85	7.1	0	1	0	0	0	0
Ryan Bollers	56	8	10	18	-1	29	0	1	1	0	4	1	0	0	0	84	9.5	6	20	0	0	0	0
Ryan Stepien	50	10	16	16	-6	11	0	1	0	0	2	1	0	0	0	56	17.9	8	14	0	0	0	0
Danny Krnic	55	4	11	15	-5	22	0	0	0	0	1	0	0	0	0	50	8.0	5	13	0	0	0	0
Nicholas Proer	57	5	9	14	-24	23	2	2	0	0	1	1	0	0	0	82	6.1	10	23	0	0	0	0
Aidan Patten	63	3	8	11	-14	17	1	0	0	0	1	0	0	0	0	62	4.8	269	533	0	0	0	0
Duncan Penman	55	4	6	10	-6	16	1	0	0	0	1	0	0	0	0	42	9.5	0	1	0	0	0	0
Daniil Verity	17	1	7	8	-1	8	0	2	0	0	0	0	0	0	0	26	3.8	0	2	0	0	0	0
Ben Badalamenti	34	4	2	6	-5	6	0	0	0	0	0	0	0	0	0	42	9.5	4	18	0	0	0	0
Brock Hill	22	0	5	5	-4	23	0	0	0	0	0	0	0	0	0	9	0.0	0	1	0	0	0	0
Reilly Webb (total)	46	3	4	-12	45	0	0	0	0	0	0	0	0	0	0	79	1.3	2	2	0	0	0	0
HAM	36	1	0	1	-2	31	0	0	0	0	0	0	0	0	0	41	8.4	0	0	0	0	0	0
SAG	30	0	3	3	-10	14	0	0	0	0	0	0	0	0	0	38	0.0	0	2	0	0	0	0
Matthew Kreis	9	1	2	3	-5	4	1	0	0	0	0	0	0	0	0	23	4.3	5	11	0	0	0	0
Camaryn Baber	11	1	2	3	3	6	0	0	0	0	0	0	0	0	0	13	7.7	37	73	0	0	0	0
Tom Bappert	16	0	1	1	-5	0	0	0	0	0	0	0	0	0	0	19	0.0	0	0	0	0	0	0
Evan Cormier	61	0	1	1	0	0	0	0	0	0	0	0	0	0	0	0	0.0	0	0	0	0	0	0
Brendan Bonello	1	0	0	0	0	0	0	0	0	0	0	0	0	0	0	0	0.0	0	0	0	0	0	0
Mason Millman	6	0	0	0	-1	0	0	0	0	0	0	0	0	0	0	6	0.0	0	0	0	0	0	0
Chat Phillips	12	0	0	0	1	2	0	0	0	0	0	0	0	0	0	0	0.0	0	0	0	0	0	0
Cameron Lamour	17	0	0	0	0	2	0	0	0	0	0	0	0	0	0	0	0.0	0	0	0	0	0	0

SARNIA STING

GP	G	A	PTS	+/-	PIM	PP	PPA	SH	SHA	GW	FG	IG	OT	UA	EN	Sht	Sh%	FOW	FO	G	ATT	GW	SO%	
Jordan Kyring	56	39	70	109	26	22	14	28	0	0	7	2	5	2	2	166	23.5	29	59	1	3	1	33.3	
Draze Ryziska	68	31	42	73	11	70	9	12	1	0	4	2	1	0	1	198	15.7	142	1138	2	4	0	50.0	
Adam Ruzicka	63	36	36	72	21	40	11	17	0	0	10	5	5	2	1	236	15.3	591	1009	0	4	0	0	
Jonathan Ang (total)	55	25	45	70	37	7	16	4	0	2	8	3	1	4	0	163	15.3	389	729	1	1	1	100.0	
PRO	39	15	28	43	-8	49	6	12	3	0	1	2	3	1	3	115	13.0	345	653	1	1	1	100.0	
SAR	26	10	17	27	11	18	1	4	1	0	1	6	0	0	0	48	20.8	44	76	0	0	0	0	
Cam Dineen (total)	65	20	44	64	-4	10	10	19	0	0	4	2	1	2	3	0	167	12.0	0	0	0	1	0.0	
NB	39	11	25	36	-13	10	6	11	0	0	2	1	0	1	3	0	104	10.6	0	0	0	1	0.0	
SAR	26	9	19	28	9	0	4	8	0	0	2	1	1	0	0	63	14.3	0	0	0	0	0	0	
Anthony Salintri	67	27	31	58	6	53	6	10	2	2	3	3	5	0	1	189	14.3	174	351	1	2	1	50.0	
Jordan Enst	68	27	27	54	6	61	6	10	0	1	4	3	3	0	3	224	12.1	10	29	1	1	1	100.0	
Michael Pozzetta (total)	62	23	29	52	-16	79	7	8	0	0	1	1	2	0	2	185	12.4	412	700	0	0	0	0	
SBV	35	15	16	31	-17	53	6	5	0	1	2	1	1	0	2	120	12.5	346	607	0	0	0	0	
SAR	27	8	13	21	1	26	1	3	0	0	0	1	0	0	0	65	12.3	66	93	0	0	0	0	
Hugo Leufvenius	68	19	28	47	13	24	5	3	0	0	1	1	1	0	2	130	14.6	5	18	0	0	0	0	
Connor Schlichting	67	6	33	39	33	44	2	12	0	0	0	1	0	1	0	110	5.5	0	1	0	0	0	0	
Sean Josling	68	21	17	38	0	43	2	2	1	1	3	5	2	0	0	146	14.4	15	35	0	0	0	0	
Franco Sproviero	64	10	27	37	12	22	0	2	3	4	1	2	1	0	0	120	8.3	293	569	0	0	0	0	
Ryan McGregor	50	13	19	32	12	10	2	3	1	3	1	1	0	1	2	0	103	12.6	459	898	0	0	0	0
Brady Hinz	40	13	15	28	-1	8	4	3	0	0	3	1	0	0	0	56	23.2	23	51	0	0	0	0	
Theo Calves	68	3	20	23	29	103	0	0	0	1	0	1	0	0	0	79	3.8	0	0	0	0	0	0	
Jameson Rees	46	5	15	20	5	14	1	3	0	0	0	1	1	0	1	63	7.9	107	251	0	0	0	0	
Nick Grima	65	1	15	16	22	33	0	0	0	1	0	0	0	0	0	65	1.5	0	1	0	0	0	0	
Kelton Hatcher	62	0	11	11	-4	44	0	0	0	0	0	0	0	0	0	37	0.0	0	0	0	0	0	0	
Curtis Egert	35	4	6	10	-1	20	0	0	0	0	0	1	0	0	1	0	42	9.5	3	7	0	0	0	0
Brayden Guy	42	8	1	9	-1	9	0	0	0	0	0	0	0	0	0	39	20.5	0	2	0	0	0	0	
Colton Kammerer	39	1	7	8	8	6	0	0	0	2	0	0	0	0	0	28	3.6	0	0	0	0	0	0	
Braden Henderson	19	0	5	4	6	0	0	2	0	0	0	0	0	0	0	11	0.0	0	0	0	0	0	0	
Marko Jakovljevic	27	1	3	4	13	22	0	0	0	0	0	0	0	0	0	13	7.7	0	0	0	0	0	0	
Mitch Eliot	16	2	1	3	-1	4	0	0	0	0	0	0	0	0	0	27	7.4	0	0	0	0	0	0	
Cameron Haugh	16	2	1	3	-3	17	0	0	0	0	1	0	0	0	0	16	12.5	0	1	0	0	0	0	
Alexandre Hogue	30	0	2	2	0	13	0	1	0	0	0	0	0	0	0	12	0.0	0	0	0	0	0	0	
Aidan Hughes	18	0	1	1	0	0	0	0	0	0	0	0	0	0	0	1	0.0	0	0	0	0	0	0	
Ethan Langevin	1	0	0	0	0	0	0	0	0	0	0	0	0	0	0	0	0.0	0	0	0	0	0	0	
Ashton Reesor	1	0	0	0	1	0	0	0	0	0	0	0	0	0	0	0	0.0	0	0	0	0	0	0	
Justin Fazio	51	0	0	0	0	2	0	0	0	0	0	0	0	0	0	0	0.0	0	0	0	0	0	0	

S.S. MARIE GREYHOUNDS

GP	G	A	PTS	+/-	PIM	PP	PPA	SH	SHA	GW	FG	IG	OT	UA	EN	Sht	Sh%	FOW	FO	G	ATT	GW	SO%
Morgan Frost	67	42	70	112	70	56	10	13	4	4	4	6	8	2	3	201	20.9	702	1346	0	3	0	0
Boris Katchouk	58	42	43	85	53	30	8	14	5	2	9	4	7	3									

SAULT STE. MARIE (cont'd)

PLAYER	GP	G	A	PTS	+/-	PIM	PP	PPA	SH	SHA	GW	FG	IG	OT	UA	EN	Sht	Sh%	FOW	FO	SHOOTOUTS			
																					G	ATT	GW	SO%
Zack Trost	38	2	1	3	-5	2	0	0	0	0	0	0	0	0	0	0	26	7	3	7	0	0	0	0
Phil Caron	49	0	2	2	4	6	0	0	0	0	0	0	0	0	0	0	16	0.0	0	0	0	0	0	0
Matthew Villalta	24	0	2	2	0	2	0	1	0	0	0	0	0	0	0	0	0	0.0	0	0	0	0	0	0
Calvin Martin	19	1	0	1	-1	0	1	0	0	0	0	0	0	0	0	0	14	7.1	1	4	0	0	0	0
Connor Hicks	3	0	0	0	0	0	0	0	0	0	0	0	0	0	0	0	0	0.0	0	0	0	0	0	0
Robert Calisti	6	0	0	0	0	0	0	0	0	0	0	0	0	0	0	0	4	0.0	0	0	0	0	0	0
Tyler Johnson (total)	26	0	0	0	0	4	0	0	0	0	0	0	0	0	0	0	0	0.0	0	0	0	0	0	0
LDN	6	0	0	0	0	0	0	0	0	0	0	0	0	0	0	0	0	0.0	0	0	0	0	0	0
SSM	20	0	0	0	0	4	0	0	0	0	0	0	0	0	0	0	0	0.0	0	0	0	0	0	0

SUDBURY WOLVES

PLAYER	GP	G	A	PTS	+/-	PIM	PP	PPA	SH	SHA	GW	FG	IG	OT	UA	EN	Sht	Sh%	FOW	FO	SHOOTOUTS			
																					G	ATT	GW	SO%
Blake Murray	57	21	23	44	-17	8	9	9	1	1	0	2	1	0	0	0	102	20.6	302	591	0	1	0	0
Alexey Lipanov (total)	55	14	25	39	-5	20	5	11	3	1	1	4	1	0	0	1	103	13.6	358	828	0	1	0	0
BAR	35	11	19	30	9	10	3	9	3	0	1	3	1	0	0	1	59	18.6	202	491	0	1	0	0
SBY	20	3	6	9	-14	10	2	2	0	1	0	1	0	0	0	0	44	6.8	156	337	0	0	0	0
Dmitry Sokolov	35	20	18	38	-12	8	6	6	0	4	2	2	1	1	0	1	128	15.6	35	81	0	0	0	0
Kirill Nizhnikov (total)	43	10	25	35	-28	31	3	5	0	0	0	0	0	1	0	1	172	5.8	15	40	1	0	0	0
BAR	25	3	8	11	0	13	1	0	0	0	1	0	0	0	0	0	63	4.8	5	9	0	0	0	0
SBY	38	7	17	24	-28	18	2	5	0	0	0	0	0	1	0	1	109	6.4	10	31	1	0	1	0
Darian Pilon	62	13	20	33	3	113	0	2	1	0	0	0	0	1	2	0	119	10.9	57	122	1	1	0	100
Shane Buiitka	67	10	23	33	-10	35	1	1	0	1	0	1	2	0	0	0	95	10.5	519	945	1	1	1	100
Cole Candella	68	5	28	33	-30	29	2	12	0	0	0	0	0	0	0	0	133	3.8	1	1	0	0	0	0
Michael Pezzetta	35	15	16	31	-17	53	6	5	0	0	1	1	1	0	2	2	120	12.5	346	607	0	0	0	0
Drake Pilon	43	16	13	29	-14	96	1	1	3	0	3	1	0	0	0	0	105	15.5	35	81	0	0	0	0
David Lavin	46	14	15	29	-35	37	4	5	0	0	0	1	3	0	1	1	111	11.5	190	370	0	0	0	0
Macaulay Carson	48	11	14	25	-21	32	3	3	0	1	1	2	0	0	0	0	72	15.3	205	355	0	0	0	0
Troy Lajeunesse	33	7	18	25	-1	18	1	7	0	0	0	2	0	0	0	0	52	13.5	135	260	1	0	0	0
Peter Stratos (total)	67	6	19	25	-21	40	1	10	0	1	0	1	1	0	1	0	86	7.0	1	3	0	0	0	0
OTT	39	4	9	13	-13	20	1	6	0	0	0	1	1	0	1	0	43	9.3	1	1	0	0	0	0
SBY	28	2	10	12	-8	20	0	4	0	1	0	0	0	0	0	0	43	4.7	0	2	0	0	0	0
Kyle Rhodes	57	10	14	24	-25	51	0	7	1	0	1	1	0	0	2	0	125	8.0	0	1	0	0	0	0
Nolan Hutcheson	62	8	9	11	-13	40	0	1	1	0	2	0	0	0	0	0	110	7.3	3	14	0	0	0	0
Doug Blaisdell (total)	66	4	14	15	-7	42	0	0	0	0	0	1	0	0	1	1	82	12.2	0	3	0	0	0	0
KIT	11	1	0	1	6	6	0	0	0	0	0	0	1	0	1	1	12	8.3	0	1	0	0	0	0
SBY	55	0	14	14	-13	36	0	0	0	1	0	0	0	0	0	0	70	0.0	0	2	0	0	0	0
Anthony Tabak	51	6	8	14	-4	14	0	0	0	0	0	0	0	0	0	0	50	12.0	6	19	0	0	0	0
Owen Gillula	52	6	7	13	-37	35	2	2	0	0	1	3	0	0	1	0	67	9.0	192	432	0	1	0	0
Dawson Baker	61	6	7	13	-12	54	0	0	0	0	1	2	0	0	0	0	78	7.7	68	172	0	0	0	0
Zack Malik	32	0	12	12	-10	9	0	8	0	0	0	0	0	0	0	0	34	0.0	0	0	0	0	0	0
Reagan O'Grady	27	5	6	11	-11	14	1	1	0	0	0	1	1	0	1	1	49	12.2	0	0	0	0	0	0
Liam Ross	60	4	5	9	-16	36	0	0	0	0	0	0	0	0	0	0	40	10.0	0	0	0	0	0	0
Emmett Serensits	61	2	7	9	-15	43	0	3	0	0	0	0	0	0	0	0	47	4.3	1	4	0	0	0	0
Evan Krassey	6	2	1	3	1	13	0	0	0	0	0	1	0	0	0	0	9	22.2	0	1	0	0	0	0
Ryan O'Bonsawin	8	1	1	2	1	6	0	0	0	0	0	0	0	0	0	0	8	12.5	0	0	0	0	0	0
Blake McConville	45	1	1	2	-19	23	0	0	0	0	0	0	0	0	0	0	38	2.6	3	11	0	0	0	0
Noah Serre	1	0	0	1	-1	0	0	0	0	0	0	0	0	0	0	0	1	100.0	1	5	0	0	0	0
Levi Sina	9	0	1	1	-2	4	0	0	0	0	0	0	0	0	0	0	10	0.0	33	60	0	0	0	0
Ryan Valentini	1	0	0	0	0	0	0	0	0	0	0	0	0	0	0	0	0	0.0	0	0	0	0	0	0
David Bowen	4	0	0	0	0	2	0	0	0	0	0	0	0	0	0	0	0	0.0	0	0	0	0	0	0
Conor Ali	5	0	0	0	-4	0	0	0	0	0	0	0	0	0	0	0	4	0.0	0	0	0	0	0	0
Nolan Makkonen	5	0	0	0	0	2	0	0	0	0	0	0	0	0	0	0	3	0.0	0	0	0	0	0	0
Zachary Snow	9	0	0	0	-1	0	0	0	0	0	0	0	0	0	0	0	2	0.0	0	0	0	0	0	0
Mario Culina	10	0	0	0	0	2	0	0	0	0	0	0	0	0	0	0	0	0.0	0	0	0	0	0	0
Marshall Frappier	22	0	0	0	0	0	0	0	0	0	0	0	0	0	0	0	0	0.0	0	0	0	0	0	0
Jake McGrath	45	0	0	0	0	0	0	0	0	0	0	0	0	0	0	0	0	0.0	0	0	0	0	0	0

WINDSOR SPITFIRES

PLAYER	GP	G	A	PTS	+/-	PIM	PP	PPA	SH	SHA	GW	FG	IG	OT	UA	EN	Sht	Sh%	FOW	FO	SHOOTOUTS			
																					G	ATT	GW	SO%
Aaron Luchuk	30	28	23	51	5	2	9	8	3	1	3	5	2	1	3	1	136	20.6	478	807	1	1	1	100
Cole Purboe	68	21	28	49	-4	40	6	7	0	1	2	1	4	0	2	2	172	12.2	2	8	0	1	0	0
Jake Smith	59	20	28	48	-14	18	6	9	0	0	3	4	1	0	2	2	151	13.2	16	34	1	3	0	33.3
Curtis Douglas (total)	66	22	24	46	14	65	1	7	0	0	2	4	2	0	3	0	162	13.6	174	378	0	0	0	0
BAR	28	7	11	18	3	37	0	3	0	0	1	1	1	0	1	0	54	13.0	35	77	0	0	0	0
WSR	38	15	13	28	11	28	1	4	0	0	1	3	1	0	2	0	108	13.9	139	301	0	0	0	0
Luke Boka	64	15	25	40	-8	42	1	3	0	2	2	5	0	1	0	0	130	11.5	34	112	0	0	0	0
Matthew MacDougall	66	17	15	32	-11	14	1	0	0	0	5	3	1	0	2	0	101	16.8	39	111	1	2	0	50
Logan Brown	15	13	11	24	-6	10	4	5	0	0	0	0	1	0	2	0	61	21.3	76	144	0	1	0	0
Connor Corcoran	63	3	21	24	-11	40	0	5	0	0	1	1	0	0	0	0	94	3.2	0	0	0	0	0	0
Igor Larionov	32	6	17	23	11	10	2	1	0	0	0	3	0	0	2	0	39	15.4	33	68	0	0	0	0
Luke Kutkevicius	40	13	9	22	4	6	1	2	0	0	3	2	0	0	4	0	59	22.0	140	289	0	0	0	0
Cody Morgan (total)	63	10	11	21	-3	7	1	0	0	0	3	1	1	0	1	0	78	12.8	182	405	0	2	0	0
KGH	31	4	3	7	-5	0	1	0	0	0	1	1	0	0	0	0	30	13.3	53	113	0	2	0	0
WSR	32	6	8	14	2	7	0	0	0	0	0	0	1	0	1	0	48	12.5	129	292	0	0	0	0
Sean Day	27	4	17	2																				

OHL COACHES POLL

CATEGORY

Most Underrated Player
 Most Improved Player
 Smartest Player
 Hardest Worker
 Best Playmaker
 Most Dangerous in Goal Area
 Best Skater
 Best Shot
 Hardest Shot
 Best Stickhandler
 Best on Face-Offs
 Best Body Checker
 Best Shot Blocker
 Best Defensive Forward
 Best Penalty Killer
 Best Offensive Defenceman
 Best Defensive Defenceman
 Best Puck-Handling Goalie
 Best Shootout Shooter
 Best Shootout Goalie

EASTERN CONFERENCE

Justin Brazeau, North Bay
 Joey Keane, Barrie
 Robert Thomas, Hamilton
 Travis Barron, Ottawa
 Gabriel Vilardi, Kingston
 Dmitry Sokolov, Barrie
 Andrei Svechnikov, Barrie
 Owen Tippett, Mississauga
 Nicolas Hague, Mississauga
 Gabriel Vilardi, Kingston
 Michael McLeod, Mississauga
 Travis Barron, Ottawa
 Jesse Saban, North Bay
 Ryan Cranford, Kingston
 Tyler Burnie, Kingston
 Nicolas Hague, Mississauga
 Joey Keane, Barrie
 Dylan Wells, Peterborough
 Aaron Luchuk, Barrie
 Jeremy Helvig, Kingston

WESTERN CONFERENCE

Aidan Dudas, Owen Sound
 Liam Foudy, London
 Morgan Frost, Sault Ste. Marie
 Jonah Gadjovich, Owen Sound
 Morgan Frost, Sault Ste. Marie
 Boris Katchouk, Sault Ste. Marie
 Alex Formenton, London
 Adam Mascherin, Kitchener
 Evan Bouchard, London
 Jordan Kyrrou, Sarnia
 Drake Rymsha, Sarnia
 Jacob Friend, Owen Sound
 Luke Boka, Windsor
 Kevin Hancock, Owen Sound
 Boris Katchouk, Sault Ste. Marie
 Evan Bouchard, London
 Connor Timmins, Sault Ste. Marie
 Michael DiPietro, Windsor
 Isaac Ratcliffe, Guelph
 Evan Cormier, Saginaw

PLAYERS OF THE WEEK

OHL "On the Run" Playoff Players of the Week:

May 7 - May 13: Brandon Saigeon (Hamilton)
 Apr. 30 - May 6: Morgan Frost (Sault Ste. Marie)
 Apr. 23 - Apr. 29: Joseph Garreffa (Kitchener)
 Apr. 16 - Apr. 22: Boris Katchouk (Sault Ste. Marie)
 Apr. 9 - Apr. 15: Jeremy Helvig (Kingston)
 Apr. 2 - Apr. 8: Andrei Svechnikov (Barrie)
 Mar. 26 - Apr. 1: Gabriel Vilardi (Kingston)
 Mar. 19 - Mar. 25: Noel Hoefenmayer (Ottawa)

OHL "On the Run" Regular Season Players of the Week:

Mar. 12 - Mar. 18: Nick Suzuki (Owen Sound)
 Mar. 5 - Mar. 11: Dmitry Sokolov (Barrie)
 Feb. 26 - Mar. 4: Robert Thomas (Hamilton)
 Feb. 19 - Feb. 25: Jordan Kyrrou (Sarnia)
 Feb. 12 - Feb. 18: Aaron Luchuk (Barrie)
 Feb. 5 - Feb. 11: Liam Foudy (London)
 Jan. 29 - Feb. 4: Kenny Huether (Oshawa)

Jan. 22 - Jan. 28: Jeremy Helvig (Kingston)
 Jan. 15 - Jan. 21: Jordan Kyrrou (Sarnia)
 Jan. 8 - Jan. 14: Taylor Raddysh (Sault Ste. Marie)
 Jan. 1 - Jan. 7: Owen Tippett (Mississauga)
 Dec. 25 - Dec. 31: Ben Jones (Niagara)
 Dec. 11 - Dec. 17: Morgan Frost (Sault Ste. Marie)
 Dec. 4 - Dec. 10: Justin Brazeau (North Bay)
 Nov. 27 - Dec. 3: Joseph Garreffa (Kitchener)
 Nov. 20 - Nov. 26: Serron Noel (Oshawa)
 Nov. 13 - Nov. 19: Cliff Pu (London)
 Nov. 6 - Nov. 12: Ryan Merkley (Guelph)
 Oct. 30 - Nov. 5: Albert Michnac (Mississauga)
 Oct. 23 - Oct. 29: Aaron Luchuk (Windsor)
 Oct. 16 - Oct. 22: Jordan Kyrrou (Sarnia)
 Oct. 9 - Oct. 15: Brady Hinz (Sarnia)
 Oct. 2 - Oct. 8: Nick Suzuki (Owen Sound)
 Sept. 25 - Oct. 1: Jonathan Ang (Peterborough)
 Sept. 21 - Sept. 24: Michael DiPietro (Windsor)

PERFORMERS OF THE MONTH

Player of the Month:

March - Dmitry Sokolov (BAR)
 February - Aaron Luchuk (BAR)
 January - Sam Miletic (NIA)
 December - Morgan Frost (SSM)
 November - Jordan Kyrrou (SAR)
 October - Jordan Kyrrou (SAR)

Defenceman of the Month:

March - Nicolas Hague (MIS)
 February - Evan Bouchard (LDN)
 January - Nicolas Hague (MIS)
 December - Evan Bouchard (LDN)
 November - Evan Bouchard (LDN)
 October - Sean Durzi (OS)

Rookie of the Month:

March - Andrei Svechnikov (BAR)
 February - Andrei Svechnikov (BAR)
 January - Andrei Svechnikov (BAR)
 December - Rasmus Sandin (SSM)
 November - Blade Jenkins (SAG)
 October - Andrei Svechnikov (BAR)

Vaughn Gaultender of the Month:

March - Justin Fazio (SAR)
 February - Jeremy Helvig (KGN)
 January - Mario Culina (KIT)
 December - Matthew Villalta (SSM)
 November - Matthew Villalta (SSM)
 October - Justin Fazio (SAR)

2016-17 REGULAR SEASON STANDINGS

EASTERN CONFERENCE

EAST DIVISION

	GP	W	L	OTL	SOL	PTS	PCT	GF	GA
Peterborough Petes	68	42	21	2	3	89	.654	239	221
Oshawa Generals	68	40	23	3	2	85	.625	228	215
Kingston Frontenacs	68	33	26	5	4	75	.551	179	200
Hamilton Bulldogs	68	33	27	4	4	74	.544	238	225
Ottawa 67'S	68	26	34	7	1	60	.441	221	271

CENTRAL DIVISION

Mississauga Steelheads	68	34	21	6	7	81	.596	240	219
Sudbury Wolves	68	27	34	7	0	61	.449	207	265
Niagara IceDogs	68	23	35	6	4	56	.412	207	274
North Bay Battalion	68	24	38	4	2	54	.397	192	261
Barrie Colts	68	17	44	6	1	41	.301	192	291

WESTERN CONFERENCE

WEST DIVISION

	GP	W	L	OTL	SOL	PTS	PCT	GF	GA
Sault Ste. Marie Greyhounds	68	48	16	3	1	100	.735	287	208
Windsor Spitfires	68	41	19	5	3	90	.662	232	185
Flint Firebirds	68	32	28	3	5	72	.529	229	242
Sarnia Sting	68	31	30	6	1	69	.507	257	277
Saginaw Spirit	68	27	32	7	2	63	.463	204	248

MIDWEST DIVISION

Erie Otters	68	50	15	2	1	103	.757	319	182
Owen Sound Attack	68	49	15	2	2	102	.750	297	177
London Knights	68	46	15	3	4	99	.728	289	194
Kitchener Rangers	68	36	27	3	2	77	.566	244	251
Guelph Storm	68	21	40	5	2	49	.360	202	297

LEADING SCORERS

	GP	G	A	PTS	+/-	PIM	PPG	SHG
DeBrincat, Alex, ER	63	65	62	127	60	49	14	1
Raddysh, Taylor, ER	58	42	67	109	67	37	13	2
Mascherin, Adam, KIT	65	35	65	100	-2	20	13	0
Palmu, Petrus, OS	62	40	58	98	31	34	15	2
Suzuki, Nick, OS	65	45	51	96	51	10	14	5
Kyrou, Jordan, SAR	66	30	64	94	5	36	9	0
Moore, Ryan, FLNT	68	39	51	90	11	57	6	3
Pu, Cliff, LDN	63	35	51	86	25	36	11	2
Sherwood, Kole, FLNT	60	33	52	85	13	60	5	0
Hancock, Kevin, OS	68	30	55	85	30	14	13	0
Tyanulin, Artur, OTT	67	24	61	85	-7	67	5	0

PLAYOFF RESULTS

CONFERENCE QUARTER FINALS

EASTERN CONFERENCE

Peterborough defeated Niagara (4-0)
 Mississauga defeated Ottawa (4-2)
 Oshawa defeated Sudbury (4-2)
 Kingston defeated Hamilton (4-3)

WESTERN CONFERENCE

Erie defeated Sarnia (4-0)
 Sault Ste. Marie defeated Flint (4-1)
 Owen Sound defeated Kitchener (4-1)
 London defeated Windsor (4-3)

CONFERENCE SEMI-FINALS

Peterborough defeated Kingston (4-0)
 Mississauga defeated Oshawa (4-1)

Erie defeated London (4-3)

Owen Sound defeated Sault Ste. Marie (4-2)

CONFERENCE FINALS

Mississauga defeated Peterborough (4-0)
 Erie defeated Owen Sound (4-2)

ROGERS OHL CHAMPIONSHIP SERIES

Erie defeated Mississauga (4-1)

2015-16 REGULAR SEASON STANDINGS

EASTERN CONFERENCE

EAST DIVISION

	GP	W	L	OTL	SL	PTS	PCT	GF	GA
Kingston Frontenacs	68	46	17	3	2	97	0.713	252	189
Ottawa 67'S	68	36	29	2	1	75	0.551	234	219
Peterborough Petes	68	33	28	2	5	73	0.537	240	259
Oshawa Generals	68	27	33	4	4	62	0.456	197	235
Hamilton Bulldogs	68	25	35	8	0	58	0.426	197	260

CENTRAL DIVISION

Barrie Colts	68	43	22	0	3	89	0.654	295	207
North Bay Battalion	68	35	23	6	4	80	0.588	240	227
Niagara IceDogs	68	35	26	4	3	77	0.566	213	198
Mississauga Steelheads	68	33	30	2	3	71	0.522	215	229
Sudbury Wolves	68	16	46	5	1	38	0.279	183	328

WESTERN CONFERENCE

MIDWEST DIVISION

	GP	W	L	OTL	SL	PTS	PCT	GF	GA
Erie Otters	68	52	15	1	0	105	0.772	269	183
London Knights	68	51	14	2	1	105	0.772	319	182
Kitchener Rangers	68	44	17	5	2	95	0.699	256	197
Owen Sound Attack	68	32	25	8	3	75	0.551	209	222
Guelph Storm	68	13	49	4	2	32	0.235	156	297

WEST DIVISION

Sarnia Sting	68	42	19	5	2	91	0.669	254	192
Windsor Spitfires	68	40	21	6	1	87	0.64	253	200
Sault Ste. Marie Greyhounds	68	33	27	7	1	74	0.544	243	233
Saginaw Spirit	68	24	36	5	3	56	0.412	209	282
Flint Firebirds	68	20	42	4	2	46	0.338	184	279

LEADING SCORERS

	GP	G	A	PTS	+/-	PIM
Labanc, Kevin, BAR	65	39	88	127	60	70
Dvorak, Christian, LDN	59	52	69	121	56	27
Marner, Mitchell, LDN	57	39	77	116	45	68
Strome, Dylan, ER	56	37	74	111	23	44
Tkachuk, Matthew, LDN	57	30	77	107	45	80
Mangiapanne, Andrew, BAR	59	51	55	106	40	50
DeBrincat, Alex, ER	60	51	50	101	18	28
Amadio, Mike, NB	68	50	48	98	30	40
Fischer, Christian, WSR	66	40	50	90	35	34
Watson, Spencer, KGN	64	43	46	89	31	32

PLAYOFF RESULTS

CONFERENCE QUARTER FINALS

EASTERN CONFERENCE

Kingston defeated Oshawa (4-1)
 Barrie defeated Mississauga (4-3)
 North Bay defeated Peterborough (4-3)
 Niagara defeated Ottawa (4-1)

WESTERN CONFERENCE

Erie defeated Saginaw (4-0)
 Sault Ste. Marie defeated Sarnia (4-3)
 London defeated Owen Sound (4-2)
 Kitchener defeated Windsor (4-1)

CONFERENCE SEMI-FINALS

Niagara defeated Kingston (4-0)
 Barrie defeated North Bay (4-0)
 Erie defeated Sault Ste. Marie (4-1)
 London defeated Kitchener (4-0)

CONFERENCE FINALS

Niagara defeated Barrie (4-0)
 London defeated Erie (4-0)

ROGERS OHL CHAMPIONSHIP SERIES

London defeated Niagara (4-0)

2014-15 REGULAR SEASON STANDINGS

EASTERN CONFERENCE

EAST DIVISION

	GP	W	L	OTL	SL	PTS	PCT	GF	GA
Oshawa Generals	68	51	11	2	4	108	.794	292	157
Ottawa 67's	68	38	25	4	1	81	.596	239	220
Kingston Frontenacs	68	32	28	5	3	72	.529	196	197
Belleville Bulls	68	27	33	3	5	62	.456	203	246
Peterborough Petes	68	26	36	1	5	58	.426	203	268

CENTRAL DIVISION

Barrie Colts	68	41	24	1	2	85	.625	278	227
North Bay Battalion	68	37	20	6	5	85	.625	237	195
Niagara IceDogs	68	37	27	2	2	78	.574	274	237
Mississauga Steelheads	68	25	40	2	1	53	.390	178	265
Sudbury Wolves	68	12	54	1	1	26	.191	149	323

WESTERN CONFERENCE

MIDWEST DIVISION

	GP	W	L	OTL	SL	PTS	PCT	GF	GA
Erie Otters	68	50	14	2	2	104	.765	331	212
London Knights	68	40	24	1	3	84	.618	289	260
Guelph Storm	68	38	26	2	2	80	.588	237	237
Owen Sound Attack	68	35	24	2	7	79	.581	240	211
Kitchener Rangers	68	32	26	3	7	74	.544	216	221

WEST DIVISION

Sault Ste. Marie Greyhounds	68	54	12	0	2	110	.809	342	196
Sarnia Sting	68	29	32	4	3	65	.478	232	263
Saginaw Spirit	68	29	36	2	1	61	.449	212	271
Plymouth Whalers	68	23	38	5	2	53	.390	195	255
Windsor Spitfires	68	24	40	2	2	52	.382	223	305

LEADING SCORERS

	GP	G	A	PTS	PIM
Dylan Strome, Erie	68	45	84	129	32
Mitchell Marner, London	63	44	82	126	53
Connor McDavid, Erie	47	44	76	120	48
Joseph Blandisi, Barrie	68	52	60	112	126
Christian Dvorak, London	66	41	68	109	24
Kevin Labanc, Barrie	68	31	76	107	55
Alex DeBrincat, Erie	68	51	53	104	73
Andrew Mangiapane, Barrie	68	43	61	104	54
Max Domi, London	57	32	70	102	66
Tyler Bertuzzi, Guelph	68	43	55	98	91

PLAYOFF RESULTS

CONFERENCE QUARTER FINALS

EASTERN CONFERENCE

Oshawa defeated Peterborough (4-1)
 Barrie defeated Belleville (4-0)
 North Bay defeated Kingston (4-0)
 Niagara defeated Ottawa (4-2)

WESTERN CONFERENCE

Sault Ste. Marie defeated Saginaw (4-0)
 Erie defeated Sarnia (4-1)
 London defeated Kitchener (4-2)
 Guelph defeated Owen Sound (4-1)

CONFERENCE SEMI-FINALS

Oshawa defeated Niagara (4-1)
 North Bay defeated Barrie (4-1)
 Sault Ste. Marie defeated Guelph (4-0)
 Erie defeated London (4-0)

CONFERENCE FINALS

Oshawa defeated North Bay (4-2)
 Erie defeated Sault Ste. Marie (4-2)

ROGERS OHL CHAMPIONSHIP SERIES

Oshawa defeated Erie (4-1)

2013-14 REGULAR SEASON STANDINGS

EASTERN CONFERENCE

EAST DIVISION

	GP	W	L	OTL	SL	PTS	PCT	GF	GA
Oshawa Generals	68	42	20	0	6	90	.662	232	187
Kingston Frontenacs	68	39	23	3	3	84	.618	301	255
Peterborough Petes	68	32	30	0	6	70	.515	233	269
Belleville Bulls	68	23	38	4	3	53	.390	206	285
Ottawa 67's	68	23	39	3	3	52	.382	222	308

CENTRAL DIVISION

North Bay Battalion	68	38	24	4	2	82	.603	220	189
Barrie Colts	68	37	28	1	2	77	.566	266	218
Sudbury Wolves	68	33	24	3	8	77	.566	220	228
Niagara IceDogs	68	24	35	3	6	57	.419	223	284
Mississauga Steelheads	68	24	38	1	5	54	.397	167	267

WESTERN CONFERENCE

MIDWEST DIVISION

	GP	W	L	OTL	SL	PTS	PCT	GF	GA
Guelph Storm	68	52	12	2	2	108	.794	340	191
Erie Otters	68	52	14	2	0	106	.779	312	170
London Knights	68	49	14	1	4	103	.757	316	203
Owen Sound Attack	68	31	29	3	5	70	.515	205	237
Kitchener Rangers	68	22	41	2	3	49	.360	200	280

WEST DIVISION

Sault Ste. Marie Greyhounds	68	44	17	2	5	95	.699	267	198
Windsor Spitfires	68	37	28	3	0	77	.566	249	235
Saginaw Spirit	68	33	30	4	1	71	.522	254	248
Plymouth Whalers	68	28	33	0	7	63	.463	187	238
Sarnia Sting	68	17	44	2	5	41	.301	211	341

LEADING SCORERS

	GP	G	A	PTS	PIM
Connor Brown, Erie	68	45	83	128	22
Dane Fox, Erie	67	64	43	107	122
Scott Kosmachuk, Guelph	68	49	52	101	83
Connor McDavid, Erie	56	28	71	99	20
Andreas Athanasiou, Barrie	66	49	46	95	52
Michael Dal Colle, Oshawa	67	39	56	95	34
Nikolay Goldobin, Sarnia	67	38	56	94	21
Max Domi, London	61	34	59	93	90
Sam Bennett, Kingston	57	36	55	91	118
Sergey Tolchinsky, Sault Ste. Marie	66	31	60	91	22

PLAYOFF RESULTS

CONFERENCE QUARTER-FINALS

EASTERN CONFERENCE

Oshawa defeated Mississauga (4-0)
 North Bay defeated Niagara (4-3)
 Peterborough defeated Kingston (4-3)
 Barrie defeated Sudbury (4-1)

WESTERN CONFERENCE

Guelph defeated Plymouth (4-1)
 Sault Ste. Marie defeated Owen Sound (4-1)
 Erie defeated Saginaw (4-1)
 London defeated Windsor (4-0)

CONFERENCE SEMI-FINALS

Oshawa defeated Peterborough (4-0)
 North Bay defeated Barrie (4-2)
 Guelph defeated London (4-1)
 Erie defeated Sault Ste. Marie (4-0)

CONFERENCE FINALS

North Bay defeated Oshawa (4-0)
 Guelph defeated Erie (4-1)

OHL CHAMPIONSHIP SERIES

Guelph defeated North Bay (4-1)

2012-13 REGULAR SEASON STANDINGS

EASTERN CONFERENCE

EAST DIVISION

	GP	W	L	OTL	SL	PTS	PCT	GF	GA
Belleville Bulls	68	44	16	5	3	96	.706	228	167
Oshawa Generals	68	42	22	1	3	88	.647	235	192
Kingston Frontenacs	68	27	35	3	3	60	.441	217	273
Peterborough Petes	68	26	35	3	4	59	.434	202	254
Ottawa 67's	68	16	46	0	6	38	.279	208	323

CENTRAL DIVISION

Barrie Colts	68	44	20	2	2	92	.676	245	185
Brampton Battalion	68	34	25	3	6	77	.566	193	190
Sudbury Wolves	68	29	27	5	7	70	.515	214	234
Niagara IceDogs	68	30	34	2	2	64	.471	227	250
Mississauga Steelheads	68	26	34	0	8	60	.441	179	221

WESTERN CONFERENCE

MIDWEST DIVISION

	GP	W	L	OTL	SL	PTS	PCT	GF	GA
London Knights	68	50	13	2	3	105	.772	279	180
Owen Sound Attack	68	44	18	1	5	94	.691	231	165
Kitchener Rangers	68	39	20	1	8	87	.640	216	185
Guelph Storm	68	39	23	2	4	84	.618	253	210
Erie Otters	68	19	40	4	5	47	.346	206	312

WEST DIVISION

Plymouth Whalers	68	42	17	5	4	93	.684	292	202
Sault Ste. Marie Greyhounds	68	36	26	3	3	78	.574	262	257
Sarnia Sting	68	35	28	1	4	75	.551	247	254
Saginaw Spirit	68	32	29	4	3	71	.522	250	264
Windsor Spitfires	68	26	33	3	6	61	.449	212	278

LEADING SCORERS

	GP	G	A	PTS	PIM
Vincent Trocheck, Plymouth	63	50	59	109	58
Charles Sarault, Sarnia	68	22	86	108	28
Nick Cousins, S.S. Marie	64	27	76	103	83
Eric Locke, Saginaw	68	44	53	97	84
Reid Boucher, Sarnia	68	62	33	95	53
Ryan Strome, Niagara	53	34	60	94	59
Garret Ross, Saginaw	61	44	46	90	114
Kerby Rychel, Windsor	68	40	47	87	94
Max Domi, London	64	39	48	87	71
Boone Jenner, Oshawa	56	45	37	82	58

PLAYOFF RESULTS

CONFERENCE QUARTER-FINALS

EASTERN CONFERENCE

- Belleville defeated Mississauga (4-2)
- Barrie defeated Kingston (4-0)
- Oshawa defeated Niagara (4-1)
- Sudbury defeated Brampton (4-1)

WESTERN CONFERENCE

- London defeated Saginaw (4-0)
- Plymouth defeated Sarnia (4-0)
- Owen Sound defeated Sault Ste. Marie (4-2)
- Kitchener defeated Guelph (4-1)

CONFERENCE SEMI-FINALS

- Belleville defeated Sudbury (4-0)
- Barrie defeated Oshawa (4-0)
- London defeated Kitchener (4-1)
- Plymouth defeated Owen Sound (4-2)

CONFERENCE FINALS

- Barrie defeated Belleville (4-3)
- London defeated Plymouth (4-1)

OHL CHAMPIONSHIP SERIES

- London defeated Barrie (4-3)

2011-12 REGULAR SEASON STANDINGS

EASTERN CONFERENCE

EAST DIVISION

	GP	W	L	OTL	SL	PTS	PCT	GF	GA
Ottawa 67's	68	40	20	5	3	88	.647	268	216
Bellefonte Bulls	68	35	32	1	0	71	.522	200	221
Oshawa Generals	68	31	30	4	3	69	.507	242	241
Peterborough Petes	68	27	34	3	4	61	.449	219	281
Kingston Frontenacs	68	19	41	3	5	46	.338	188	290

CENTRAL DIVISION

Niagara IceDogs	68	47	18	0	3	97	.713	291	169
Barrie Colts	68	40	23	3	2	85	.625	248	210
Brampton Battalion	68	36	22	3	7	82	.603	202	188
Sudbury Wolves	68	36	26	4	2	78	.574	242	240
Mississauga St. Michael's Majors	68	33	28	1	6	73	.537	201	219

WESTERN CONFERENCE

MIDWEST DIVISION

	GP	W	L	OTL	SL	PTS	PCT	GF	GA
London Knights	68	49	18	0	1	99	.728	277	178
Kitchener Rangers	68	42	24	1	1	86	.632	253	211
Owen Sound Attack	68	32	29	3	4	71	.522	234	220
Guelph Storm	68	31	31	2	4	68	.500	234	238
Erie Otters	68	10	52	3	3	26	.191	169	338

WEST DIVISION

Plymouth Whalers	68	47	18	2	1	97	.713	279	205
Sarnia Sting	68	34	27	2	5	75	.551	243	235
Saginaw Spirit	68	33	27	1	7	74	.544	259	259
Windsor Spitfires	68	29	32	5	2	65	.478	213	258
Sault Ste. Marie Greyhounds	68	29	33	2	4	64	.471	227	272

LEADING SCORERS

	GP	G	A	PTS	PIM
Michael Sgarbossa, Sudbury Wolves	66	47	55	102	68
Tyler Toffoli, Ottawa 67's	65	52	48	100	22
Tanner Pearson, Barrie Colts	60	37	54	91	37
Shane Prince, Ottawa 67's	57	43	47	90	12
Andrew Agozzino, Niagara IceDogs	67	40	48	88	67
Nick Cousins, Sault Ste. Marie Greyhounds	65	35	53	88	88
Charles Sarault, Sarnia Sting	68	20	67	87	32
Freddie Hamilton, Niagara IceDogs	61	35	51	86	31

PLAYOFF RESULTS

CONFERENCE QUARTER-FINALS

Niagara defeated Oshawa (4-2)
 Ottawa defeated Belleville (4-2)
 Barrie defeated Mississauga (4-2)
 Brampton defeated Sudbury (4-0)

London defeated Windsor (4-0)
 Plymouth defeated Guelph (4-2)
 Kitchener defeated Owen Sound (4-1)
 Saginaw defeated Sarnia (4-2)

CONFERENCE SEMI-FINALS

Niagara defeated Brampton (4-0)
 Ottawa defeated Barrie (4-3)
 London defeated Saginaw (4-2)
 Kitchener defeated Plymouth (4-3)

CONFERENCE FINALS

Niagara defeated Ottawa (4-1)
 London defeated Kitchener (4-0)

OHL CHAMPIONSHIP SERIES

London defeated Niagara (4-1)

2010-11 REGULAR SEASON STANDINGS

EASTERN CONFERENCE

EAST DIVISION

	GP	W	L	OTL	SL	PTS	PCT	GF	GA
Ottawa 67's	68	44	19	3	2	93	.684	278	199
Oshawa Generals	68	39	19	4	6	88	.647	273	240
Kingston Frontenacs	68	29	30	4	5	67	.493	245	279
Belleville Bulls	68	21	43	0	4	46	.338	175	272
Peterborough Petes	68	20	45	1	2	43	.316	195	298

CENTRAL DIVISION

Mississauga St. Michaels Majors	68	53	13	0	2	108	.794	287	170
Niagara IceDogs	68	45	17	2	4	96	.706	273	197
Brampton Battalion	68	29	32	1	6	65	.478	190	214
Sudbury Wolves	68	29	35	2	2	62	.456	235	276
Barrie Colts	68	15	49	2	2	34	.250	231	348

WESTERN CONFERENCE

MIDWEST DIVISION

	GP	W	L	OTL	SL	PTS	PCT	GF	GA
Owen Sound Attack	68	46	17	1	4	97	.713	283	215
Kitchener Rangers	68	38	21	4	5	85	.625	256	217
Erie Otters	68	40	26	1	1	82	.603	281	227
Guelph Storm	68	34	27	4	3	75	.551	249	258
London Knights	68	34	29	4	1	73	.537	230	253

WEST DIVISION

Saginaw Spirit	68	40	22	4	2	86	.632	243	207
Windsor Spitfires	68	39	23	3	3	84	.618	280	247
Plymouth Whalers	68	36	26	2	4	78	.574	249	219
Sarnia Sting	68	25	36	5	2	57	.419	243	321
Sault Ste. Marie Greyhounds	68	24	36	5	3	56	.412	238	277

LEADING SCORERS

	GP	G	A	PTS	PIM
Tyler Toffoli, Ottawa 67's	68	57	51	108	33
Jason Akeson, Kitchener Rangers	67	24	84	108	23
Ryan Strome, Niagara IceDogs	65	33	73	106	82
*Nail Yakupov, Sarnia Sting	65	49	52	101	71
Ryan Ellis, Windsor Spitfires	58	24	77	101	61
Christian Thomas, Oshawa Generals	66	54	45	99	38
Taylor Beck, Guelph Storm	62	42	53	95	60
Greg McKegg, Erie Otters	66	49	43	92	35
Michael Latta, Guelph Storm	68	34	55	89	158

PLAYOFF RESULTS

CONFERENCE QUARTER-FINALS

EASTERN CONFERENCE

Mississauga defeated Belleville (4-0)
 Sudbury defeated Ottawa (4-0)
 Niagara defeated Brampton (4-0)
 Oshawa defeated Kingston (4-1)

WESTERN CONFERENCE

Owen Sound defeated London (4-2)
 Saginaw defeated Guelph (4-2)
 Plymouth defeated Kitchener (4-3)
 Windsor defeated Erie (4-3)

CONFERENCE SEMI-FINALS

Mississauga defeated Sudbury (4-0)
 Niagara defeated Oshawa (4-1)
 Owen Sound defeated Plymouth (4-0)
 Windsor defeated Saginaw (4-2)

ROGERS OHL CONFERENCE CHAMPIONSHIPS

Mississauga defeated Niagara (4-1)
 Owen Sound defeated Windsor (4-1)

ROGERS OHL CHAMPIONSHIP SERIES

Owen Sound defeated Mississauga (4-3)

2009-10 REGULAR SEASON STANDINGS

EASTERN CONFERENCE

EAST DIVISION

	GP	W	L	OTL	SL	PTS	PCT	GF	GA
Ottawa 67's	68	37	23	5	3	82	.603	246	219
Kingston Frontenacs	68	33	30	2	3	71	.522	229	251
Peterborough Petes	68	29	35	1	3	62	.456	231	277
Oshawa Generals	68	24	39	3	2	53	.390	216	299
Belleville Bulls	68	20	40	2	6	48	.353	189	263

CENTRAL DIVISION

Barrie Colts	68	57	9	0	2	116	.853	327	186
Mississauga St. Michael's Majors	68	42	20	4	2	90	.662	222	175
Brampton Battalion	68	25	29	7	7	64	.471	167	181
Niagara IceDogs	68	26	34	2	6	60	.441	191	233
Sudbury Wolves	68	26	35	4	3	59	.434	193	267

WESTERN CONFERENCE

MIDWEST DIVISION

	GP	W	L	OTL	SL	PTS	PCT	GF	GA
London Knights	68	49	16	1	2	101	.743	273	208
Kitchener Rangers	68	42	19	4	3	91	.669	286	236
Guelph Storm	68	35	29	3	1	74	.544	242	255
Erie Otters	68	33	28	5	2	73	.537	257	259
Owen Sound Attack	68	27	33	4	4	62	.456	221	276

WEST DIVISION

Windsor Spitfires	68	50	12	1	5	106	.779	331	203
Plymouth Whalers	68	38	27	1	2	79	.581	245	201
Sault Ste. Marie Greyhounds	68	36	27	1	4	77	.566	237	213
Saginaw Spirit	68	34	27	4	3	75	.551	240	230
Sarnia Sting	68	17	46	3	2	39	.287	184	295

LEADING SCORERS

	GP	G	A	PTS	PIM
Tyler Seguin, Plymouth Whalers	63	48	58	106	54
Taylor Hall, Windsor Spitfires	57	40	66	106	56
Luke Pitner, Barrie Colts	67	36	58	94	44
Taylor Beck, Guelph Storm	61	39	54	93	54
Nazem Kadri, London Knights	56	35	58	93	105
Zack Torquato, Erie Otters	68	31	62	93	72
Jeff Skinner, Kitchener Rangers	64	50	40	90	72
Chris MacKinnon, Kitchener Rangers	64	29	61	90	78
Jordan Skellett, Saginaw Spirit	66	26	62	88	16
Mike Cazzola, Erie Otters	68	36	50	86	74

PLAYOFF RESULTS

CONFERENCE QUARTER-FINALS

Barrie defeated Sudbury (4-0)
 Ottawa defeated Niagara (4-1)
 Mississauga defeated Peterborough (4-0)
 Brampton defeated Kingston (4-3)

Windsor defeated Erie (4-0)
 London defeated Guelph (4-1)
 Kitchener defeated Saginaw (4-2)
 Plymouth defeated S.S. Marie (4-1)

CONFERENCE SEMI-FINALS

Barrie defeated Brampton (4-0)
 Mississauga defeated Ottawa (4-3)
 Windsor defeated Plymouth (4-0)
 Kitchener defeated London (4-3)

ROGERS OHL CONFERENCE CHAMPIONSHIPS

Barrie defeated Mississauga (4-1)
 Windsor defeated Kitchener (4-3)

ROGERS OHL CHAMPIONSHIP SERIES

Windsor defeated Barrie (4-0)

2008-09 REGULAR SEASON STANDINGS

EASTERN CONFERENCE

EAST DIVISION

	GP	W	L	OTL	SL	PTS	GF	GA
Belleville Bulls	68	47	17	2	2	98	258	176
Ottawa 67's	68	40	21	5	2	87	272	231
Peterborough Petes	68	28	37	1	2	59	210	266
Oshawa Generals	68	25	35	2	6	58	213	283
Kingston Frontenacs	68	18	40	6	4	46	200	278

CENTRAL DIVISION

Brampton Battalion	68	47	19	1	1	96	264	184
Mississauga St. Michael's Majors	68	39	26	1	2	81	229	208
Barrie Colts	68	30	33	3	2	65	214	207
Niagara IceDogs	68	26	31	5	6	63	213	264
Sudbury Wolves	68	26	35	3	4	59	227	282

WESTERN CONFERENCE

MIDWEST DIVISION

	GP	W	L	OTL	SL	PTS	GF	GA
London Knights	68	49	16	1	2	101	287	194
Guelph Storm	68	35	26	4	3	77	226	209
Erie Otters	68	34	29	3	2	73	233	239
Owen Sound Attack	68	26	27	7	8	67	226	258
Kitchener Rangers	68	26	37	3	2	57	208	254

WEST DIVISION

Windsor Spitfires	68	57	10	0	1	115	311	171
Saginaw Spirit	68	36	24	4	4	80	235	219
Plymouth Whalers	68	37	26	5	0	79	253	244
Sarnia Sting	68	35	26	4	3	77	216	210
Sault Ste. Marie Greyhounds	68	19	45	2	2	42	172	290

LEADING SCORERS

	GP	G	A	PTS	PIM
John Tavares, London	56	58	46	104	54
Chris Terry, Plymouth	53	39	55	94	75
Justin DiBenedetto, Sarnia	62	45	48	93	85
Cody Hodgson, Brampton	53	43	49	92	33
Matt Caria, Plymouth	67	34	58	92	91
Taylor Hall, Windsor	63	38	52	90	60
Ryan Ellis, Windsor	57	22	67	89	57
Eric Tangradi, Belleville	55	38	50	88	61
Logan Couture, Ottawa	62	39	48	87	46
Chris MacKinnon, Kitchener	67	26	59	85	56

PLAYOFF RESULTS

CONFERENCE QUARTER-FINALS

Belleville defeated Sudbury (4-2)
 Brampton defeated Peterborough (4-0)
 Niagara defeated Ottawa (4-3)
 Mississauga defeated Barrie (4-1)

Windsor defeated Owen Sound (4-0)
 London defeated Erie (4-1)
 Saginaw defeated Guelph (4-0)
 Plymouth defeated Sarnia (4-1)

CONFERENCE SEMI-FINALS

Belleville defeated Niagara (4-1)
 Brampton defeated Mississauga (4-2)
 Windsor defeated Plymouth (4-2)
 London defeated Saginaw (4-0)

ROGERS OHL CONFERENCE FINALS

Brampton defeated Belleville (4-2)
 Windsor defeated London (4-1)

ROGERS OHL CHAMPIONSHIP SERIES

Windsor defeated Brampton (4-1)

2007-08 REGULAR SEASON STANDINGS

EASTERN CONFERENCE

EAST DIVISION

	GP	W	L	OTL	SL	PTS	PCT	GF	GA
Belleville Bulls	68	48	14	4	2	102	.750	280	175
Oshawa Generals	68	38	17	6	7	89	.654	290	262
Ottawa 67's	68	29	34	2	3	63	.463	201	237
Peterborough Petes	68	28	36	1	3	60	.441	199	250
Kingston Frontenacs	68	25	41	0	2	52	.382	227	312

CENTRAL DIVISION

Brampton Battalion	68	42	22	1	3	88	.647	259	187
Niagara IceDogs	68	42	25	0	1	85	.625	272	222
Mississauga St. Michael's Majors	68	31	32	2	3	67	.493	203	243
Barrie Colts	68	28	34	3	3	62	.456	185	223
Sudbury Wolves	68	17	46	2	3	39	.287	175	292

WESTERN CONFERENCE

MIDWEST DIVISION

	GP	W	L	OTL	SL	PTS	PCT	GF	GA
Kitchener Rangers	68	53	11	1	3	110	.809	289	174
London Knights	68	38	24	4	2	82	.603	250	230
Guelph Storm	68	34	25	5	4	77	.566	213	187
Owen Sound Attack	68	20	41	2	5	47	.346	200	290
Erie Otters	68	18	46	2	2	40	.294	206	343

WEST DIVISION

Sault Ste. Marie Greyhounds	68	44	18	2	4	94	.691	247	173
Windsor Spitfires	68	41	15	7	5	94	.691	279	205
Sarnia Sting	68	37	29	2	0	76	.559	251	229
Saginaw Spirit	68	33	25	8	2	76	.559	234	231
Plymouth Whalers	68	34	28	2	4	74	.544	228	223

LEADING SCORERS

	GP	G	A	PTS	PIM
Justin Azevedo, Kitchener Rangers	67	43	81	124	69
Brett MacLean, Oshawa Generals	61	61	58	119	42
John Tavares, Oshawa Generals	59	40	78	118	69
Luca Caputi, Niagara IceDogs	66	51	60	111	107
Steven Stamkos, Sarnia Sting	61	58	47	105	88
Chris Terry, Plymouth Whalers	68	44	57	101	107
Jack Combs, Saginaw Spirit	67	42	58	100	93
Michael Swift, Niagara IceDogs	68	38	62	100	130
Dustin Jeffrey, Sault Ste. Marie Greyhounds	56	38	59	97	30
Joshua Bailey, Windsor Spitfires	67	29	67	96	32

PLAYOFF RESULTS

CONFERENCE QUARTER-FINALS

Belleville defeated Peterborough (4-1)
 Barrie defeated Brampton (4-1)
 Oshawa defeated Ottawa (4-0)
 Niagara defeated Mississauga (4-0)

Kitchener defeated Plymouth (4-0)
 Sault Ste. Marie defeated Saginaw (4-0)
 Sarnia defeated Windsor (4-1)
 Guelph defeated London (4-1)

CONFERENCE SEMI-FINALS

Belleville defeated Barrie (4-0)
 Oshawa defeated Niagara (4-2)
 Kitchener defeated Sarnia (4-0)
 Sault Ste. Marie defeated Guelph (4-1)

ROGERS OHL CONFERENCE CHAMPIONSHIPS

Belleville defeated Oshawa (4-1)
 Kitchener defeated Sault Ste. Marie (4-1)

ROGERS OHL CHAMPIONSHIP SERIES

Kitchener defeated Belleville (4-3)

2006-07 REGULAR SEASON STANDINGS

EASTERN CONFERENCE

EAST DIVISION

	GP	W	L	OTL	SL	GF	GA	PTS
Belleville Bulls	68	39	24	0	5	260	227	83
Oshawa Generals	68	31	29	3	5	292	320	70
Kingston Frontenacs	68	31	30	5	2	269	284	69
Ottawa 67's	68	30	34	0	4	242	263	64
Peterborough Petes	68	24	39	1	4	198	274	53

CENTRAL DIVISION

Barrie Colts	68	48	19	0	1	273	193	97
Mississauga IceDogs	68	43	21	0	4	326	251	90
Sudbury Wolves	68	29	30	3	6	225	241	67
Brampton Battalion	68	27	36	1	4	214	277	59
Toronto St. Michael's Majors	68	20	41	4	3	225	325	47

WESTERN CONFERENCE

MIDWEST DIVISION

	GP	W	L	OTL	SL	GF	GA	PTS
London Knights	68	50	14	1	3	311	231	104
Kitchener Rangers	68	47	17	1	3	262	187	98
Guelph Storm	68	33	23	3	9	215	200	78
Owen Sound Attack	68	31	30	3	4	256	261	69
Erie Otters	68	15	50	1	2	209	378	33

WEST DIVISION

Plymouth Whalers	68	49	14	2	3	299	173	103
Saginaw Spirit	68	44	21	0	3	291	217	91
Sault Ste. Marie Greyhounds	68	37	23	1	7	227	219	82
Sarnia Sting	68	34	24	5	5	270	241	78
Windsor Spitfires	68	18	43	2	5	209	311	43

LEADING SCORERS

	GP	G	A	PTS	PIM
Patrick Kane, London *	58	62	83	145	52
John Tavares, Oshawa	67	72	62	134	60
Sergei Kostitsyn, London	59	40	91	131	76
Tyler Donati, Belleville	66	54	75	129	52
Sam Gagner, London *	53	35	83	118	36
Bryan Little, Barrie	57	41	66	107	77
Evan Brophey, Plymouth	68	36	71	107	91
Bobby Ryan, Owen Sound	63	43	59	102	63
Brett MacLean, Oshawa	68	47	53	100	43
Bobby Hughes, Kingston	59	40	56	96	76

PLAYOFF RESULTS

CONFERENCE QUARTER-FINALS

Barrie defeated Brampton (4-0)
 Belleville defeated Ottawa (4-1)
 Sudbury defeated Mississauga (4-1)
 Oshawa defeated Kingston (4-1)

London defeated Owen Sound (4-0)
 Plymouth defeated Guelph (4-0)
 Kitchener defeated Sarnia (4-0)
 Sault Ste. Marie defeated Saginaw (4-2)

CONFERENCE SEMI-FINALS

Sudbury defeated Barrie (4-0)
 Belleville defeated Oshawa (4-0)
 London defeated Sault Ste. Marie (4-3)
 Plymouth defeated Kitchener (4-1)

CONFERENCE FINALS

Sudbury defeated Belleville (4-2)
 Plymouth defeated London (4-1)

OHL CHAMPIONSHIP SERIES

Plymouth defeated Sudbury (4-2)

2005-06 REGULAR SEASON STANDINGS

EASTERN CONFERENCE

EAST DIVISION

	GP	W	L	OTL	SL	GF	GA	PTS
Peterborough Petes	68	47	16	2	3	269	199	99
Kingston Frontenacs	68	37	24	4	3	258	237	81
Belleville Bulls	68	32	28	5	3	202	225	72
Ottawa 67's	68	29	31	5	3	240	244	66
Oshawa Generals	68	18	45	4	1	233	330	41

CENTRAL DIVISION

Brampton Battalion	68	44	21	1	2	275	222	91
Barrie Colts	68	43	21	1	3	258	194	90
Sudbury Wolves	68	34	28	1	5	227	222	74
Toronto St. Michael's Majors	68	32	26	6	4	259	285	74
Mississauga IceDogs	68	21	40	5	2	192	299	49

WESTERN CONFERENCE

MIDWEST DIVISION

	GP	W	L	OTL	SL	GF	GA	PTS
London Knights	68	49	15	1	3	304	211	102
Kitchener Rangers	68	47	19	1	1	255	165	96
Guelph Storm	68	40	24	1	3	232	206	84
Owen Sound Attack	68	32	29	4	3	239	239	71
Erie Otters	68	26	35	4	3	219	266	59

WEST DIVISION

Plymouth Whalers	68	35	28	1	4	227	225	75
Saginaw Spirit	68	36	30	2	0	242	246	74
Windsor Spitfires	68	32	29	3	4	247	253	71
Sault Ste. Marie Greyhounds	68	29	31	3	5	201	213	66
Sarnia Sting	68	17	46	2	3	197	295	39

LEADING SCORERS

	GP	G	A	PTS	PIM
Rob Schremp, London	57	57	88	145	74
David Bolland, London	59	57	73	130	104
Wojtek Wolski, Brampton	56	47	81	128	46
Dylan Hunter, London	62	32	85	117	50
Evan McGrath, Kitchener	67	37	77	114	63
Justin Donati, Toronto	62	46	63	109	50
Bryan Little, Barrie	64	42	67	109	99
Peter Tsimikalis, Oshawa	64	29	70	99	69
Cal O'Reilly, Windsor	68	18	81	99	8
Bobby Ryan, Owen Sound	59	31	64	95	44

PLAYOFF RESULTS

CONFERENCE QUARTER-FINALS

Peterborough defeated Ottawa (4-2)
 Brampton defeated Belleville (4-2)
 Barrie defeated Toronto (4-0)
 Sudbury defeated Kingston (4-2)

London defeated Sault Ste. Marie (4-0)
 Plymouth defeated Windsor (4-3)
 Owen Sound defeated Kitchener (4-1)
 Guelph defeated Saginaw (4-0)

CONFERENCE SEMI-FINALS

Peterborough defeated Sudbury (4-0)
 Barrie defeated Brampton (4-1)
 London defeated Owen Sound (4-2)
 Guelph defeated Plymouth (4-2)

CONFERENCE FINALS

Peterborough defeated Barrie (4-1)
 London defeated Guelph (4-1)

OHL CHAMPIONSHIP SERIES

Peterborough defeated London (4-0)

2004-05 REGULAR SEASON STANDINGS

EASTERN CONFERENCE

EAST DIVISION

	GP	W	L	T	OTL	GF	GA	PTS
Peterborough Petes	68	34	21	9	4	238	215	81
Ottawa 67's	68	34	26	7	1	244	210	76
Belleville Bulls	68	29	29	6	4	176	208	68
Kingston Frontenacs	68	28	33	4	3	219	242	63
Oshawa Generals	68	15	48	3	2	173	289	35

CENTRAL DIVISION

Mississauga IceDogs	68	34	21	12	1	207	172	81
Barrie Colts	68	33	23	9	3	232	210	78
Brampton Battalion	68	33	24	9	2	214	200	77
Sudbury Wolves	68	32	23	6	7	201	185	77
Toronto St. Michael's Majors	68	29	30	6	3	177	202	67

WESTERN CONFERENCE

MIDWEST DIVISION

	GP	W	L	T	OTL	GF	GA	PTS
London Knights	68	59	7	2	0	310	125	120
Owen Sound Attack	68	40	18	7	3	245	187	90
Kitchener Rangers	68	35	20	9	4	235	187	83
Erie Otters	68	31	26	6	5	186	207	73
Guelph Storm	68	23	34	10	1	167	189	57

WEST DIVISION

Sault Ste. Marie Greyhounds	68	33	25	9	1	210	188	76
Plymouth Whalers	68	30	29	6	3	198	204	69
Windsor Spitfires	68	26	29	6	7	223	253	65
Saginaw Spirit	68	18	42	4	4	150	260	44
Sarnia Sting	68	16	41	6	5	156	228	43

LEADING SCORERS

	GP	G	A	PTS	PIM
Corey Perry, London	60	47	83	130	117
Dylan Hunter, London	67	31	73	104	64
Brad Richardson, Owen Sound	68	41	56	97	60
Rob Schremp, London	62	41	49	90	54
Patrick O'Sullivan, Mississauga	57	31	59	90	63
Bobby Ryan, Owen Sound	62	37	52	89	51
Evan McGrath, Kitchener	67	28	59	87	51
Rob Hisey, Barrie/Erie	66	29	57	86	81
David Bolland, London	66	34	51	85	97
Liam Reddox, Peterborough	68	36	46	82	38
Daniel Ryder, Peterborough	68	29	53	82	55

PLAYOFF RESULTS

CONFERENCE QUARTER-FINALS

Toronto defeated Mississauga (4-1)
 Peterborough defeated Belleville (4-1)
 Ottawa defeated Barrie (4-2)
 Sudbury defeated Brampton (4-2)

London defeated Guelph (4-0)
 Windsor defeated Sault Ste. Marie (4-3)
 Owen Sound defeated Plymouth (4-0)
 Kitchener defeated Erie (4-2)

CONFERENCE SEMI-FINALS

Peterborough defeated Toronto (4-1)
 Ottawa defeated Sudbury (4-2)
 London defeated Windsor (4-0)
 Kitchener defeated Owen Sound (4-0)

CONFERENCE FINALS

Ottawa defeated Peterborough (4-0)
 London defeated Kitchener (4-1)

CHAMPIONSHIP SERIES

London defeated Ottawa (4-1)

2003-04 REGULAR SEASON STANDINGS

EASTERN CONFERENCE

EAST DIVISION

	GP	W	L	T	OTL	GF	GA	PTS
Ottawa 67's	68	29	26	9	4	238	220	71
Kingston Frontenacs	68	30	28	7	3	210	221	70
Oshawa Generals	68	30	29	8	1	188	206	69
Peterborough Petes	68	22	40	3	3	191	244	50
Belleville Bulls	68	15	44	8	1	172	279	39

CENTRAL DIVISION

Toronto St. Michael's Majors	68	38	21	7	2	210	187	85
Mississauga IceDogs	68	36	21	7	4	217	199	83
Barrie Colts	68	31	21	12	4	196	171	78
Brampton Battalion	68	25	32	9	2	180	221	61
Sudbury Wolves	68	25	32	6	5	185	220	61

WESTERN CONFERENCE

MIDWEST DIVISION

	GP	W	L	T	OTL	GF	GA	PTS
London Knights	68	53	11	2	2	300	147	110
Guelph Storm	68	49	14	5	0	276	182	103
Kitchener Rangers	68	34	26	6	2	254	235	76
Owen Sound Attack	68	30	27	7	4	202	210	71
Erie Otters	68	29	26	6	7	221	212	71

WEST DIVISION

Sarnia Sting	68	37	23	4	4	220	210	82
Plymouth Whalers	68	32	24	9	3	220	204	76
Windsor Spitfires	68	27	30	3	8	201	219	65
Sault Ste. Marie Greyhounds	68	30	34	3	1	196	223	64
Saginaw Spirit	68	16	45	3	4	161	228	39

LEADING SCORERS

	GP	G	A	PTS	PIM
Corey Locke, OTT	65	51	67	118	82
Corey Perry, LDN	66	40	73	113	98
Martin St. Pierre, GUE	68	45	65	110	95
Eric Himelfarb, KGN	67	37	70	107	80
Dan Sisca, SAR	67	34	66	100	89
Rob Hisey, ER	63	38	58	96	63
Michael Richards, KIT	58	36	53	89	82
Scott Sheppard, LDN	68	29	59	88	75
Patrick O'Sullivan, MIS	53	43	39	82	32
John Mitchell, PLY	65	28	54	82	45

PLAYOFF RESULTS

CONFERENCE QUARTER-FINALS

Toronto defeated Sudbury (4-3)
 Brampton defeated Ottawa (4-3)
 Mississauga defeated Oshawa (4-3)
 Barrie defeated Kingston (4-1)

London defeated Windsor (4-0)

Erie defeated Sarnia (4-1)
 Guelph defeated Owen Sound (4-3)
 Plymouth defeated Kitchener (4-1)

CONFERENCE SEMI-FINALS

Toronto defeated Brampton (4-1)
 Mississauga defeated Barrie (4-3)
 London defeated Erie (4-0)
 Guelph defeated Plymouth (4-0)

CONFERENCE FINALS

Mississauga defeated Toronto (4-2)
 Guelph defeated London (4-3)

CHAMPIONSHIP SERIES

Guelph defeated Mississauga (4-0)

2002-03 REGULAR SEASON STANDINGS

EASTERN CONFERENCE

EAST DIVISION

	GP	W	L	T	OTL	GF	GA	PTS
Ottawa 67's	68	44	14	7	3	318	210	98
Peterborough Petes	68	32	22	11	3	222	215	78
Belleville Bulls	68	33	27	6	2	195	200	74
Oshawa Generals	68	34	30	2	2	243	225	72
Kingston Frontenacs	68	25	37	2	4	222	287	56

CENTRAL DIVISION

Brampton Battalion	68	34	24	6	4	239	202	78
Toronto St. Michael's Majors	68	32	24	7	5	207	214	76
Barrie Colts	68	29	26	4	9	228	223	71
Mississauga IceDogs	68	23	31	11	3	212	231	60
Sudbury Wolves	68	16	46	4	2	175	273	38

WESTERN CONFERENCE

MIDWEST DIVISION

	GP	W	L	T	OTL	GF	GA	PTS
Kitchener Rangers	68	46	14	5	3	275	188	100
London Knights	68	31	27	7	3	220	205	72
Guelph Storm	68	29	28	9	2	217	208	69
Owen Sound Attack	68	27	30	7	4	206	243	65
Erie Otters	68	24	35	6	3	181	248	57

WEST DIVISION

Plymouth Whalers	68	43	14	9	2	259	174	97
Sarnia Sting	68	41	19	7	1	251	193	90
Windsor Spitfires	68	37	25	5	1	259	221	80
Sault Ste. Marie Greyhounds	68	26	33	6	3	232	284	61
Saginaw Spirit	68	11	45	5	7	158	275	34

LEADING SCORERS

	GP	G	A	PTS	PIM
Corey Locke, OTT	66	63	88	151	83
Matt Foy, OTT	68	61	71	132	112
Chad Larose, PLY	67	61	56	117	52
Joey Tenute, SAR	68	41	71	112	75
Kyle Wellwood, WSR	57	41	59	100	0
Jamie Johnson, OSH	68	24	76	100	34
Eric Staal, PBO	66	39	59	98	36
Matthew Stajan, BELV	57	34	60	94	75
Kris Newbury, SAR	64	34	58	92	149
Brandon Nolan, OSH	68	36	52	88	57
Ryan Ramsay, PLY	59	33	55	88	97

PLAYOFF RESULTS

CONFERENCE QUARTER-FINALS

Ottawa defeated Mississauga (4-1)
 Brampton defeated Barrie (4-2)
 Oshawa defeated Peterborough (4-3)
 Toronto defeated Belleville (4-3)

Kitchener defeated S.S. Marie (4-0)
 Plymouth defeated Owen Sound (4-0)
 Guelph defeated Sarnia (4-2)
 London defeated Windsor (4-3)

CONFERENCE SEMI-FINALS

Ottawa defeated Oshawa (4-2)
 Toronto defeated Brampton (4-1)
 Kitchener defeated Guelph (4-1)
 Plymouth defeated London (4-3)

CONFERENCE FINALS

Ottawa defeated Toronto (4-3)
 Kitchener defeated Plymouth (4-3)

CHAMPIONSHIP SERIES

Kitchener defeated Ottawa (4-1)

2001-02 REGULAR SEASON STANDINGS

EASTERN CONFERENCE

EAST DIVISION

	GP	W	L	T	OTL	GF	GA	PTS
Belleville Bulls	68	39	23	4	2	279	218	84
Ottawa 67's	68	36	20	10	2	262	218	84
Peterborough Petes	68	33	22	7	6	242	215	79
Oshawa Generals	68	23	33	7	5	205	247	58
Kingston Frontenacs	68	18	37	9	4	197	272	49

CENTRAL DIVISION

Toronto St. Michael's Majors	68	40	19	8	1	230	177	89
Barrie Colts	68	38	19	9	2	226	192	87
Sudbury Wolves	68	25	33	5	5	171	216	60
North Bay Centennials	68	18	37	8	5	185	247	49
Mississauga IceDogs	68	11	47	6	4	212	327	32

WESTERN CONFERENCE

WEST DIVISION

	GP	W	L	T	OTL	GF	GA	PTS
Plymouth Whalers	68	39	15	12	2	249	166	92
Sault Ste. Marie Greyhounds	68	38	20	10	0	237	200	86
Windsor Spitfires	68	33	24	6	5	253	229	77
Sarnia Sting	68	27	29	5	7	236	260	66
London Knights	68	24	27	10	7	210	249	65

MIDWEST DIVISION

Erie Otters	68	41	22	4	1	246	218	87
Guelph Storm	68	37	23	7	1	264	235	82
Kitchener Rangers	68	35	22	10	1	257	190	81
Owen Sound Attack	68	24	31	10	3	200	240	61
Brampton Battalion	68	26	35	5	2	215	258	59

LEADING SCORERS

	GP	G	A	PTS	PIM
Robinson, Nathan, BELV	67	47	63	110	74
Renzi, Mike, BELV	68	44	64	108	127
Spezza, Jason, BELV	53	42	63	105	42
Newbury, Kris, SAR	66	42	62	104	141
Pecker, Cory, ER	56	53	46	99	108
Jamieson, Dusty, SAR	68	44	53	97	33
Bootland, Darryl, TOR	61	41	56	97	137
Delisle, Miguel, OTT	67	55	40	95	73
O'Sullivan, Patrick, MIS *	68	34	58	92	61
Stathopoulos, Mike, LDN	68	28	62	90	24

PLAYOFF RESULTS

TIE-BREAKER

North Bay 6, Kingston 2

CONFERENCE QUARTER-FINALS

Toronto defeated North Bay (4-0)

Belleville defeated Oshawa (4-1)

Barrie defeated Sudbury (4-1)

Ottawa defeated Peterborough (4-2)

London defeated Plymouth (4-2)

Erie defeated Sarnia (4-1)

Windsor defeated S.S. Marie (4-2)

Guelph defeated Kitchener (4-0)

CONFERENCE SEMI-FINALS

Toronto defeated Ottawa (4-3)

Barrie defeated Belleville (4-2)

Erie defeated London (4-2)

Windsor defeated Guelph (4-1)

CONFERENCE FINALS

Barrie defeated Toronto (4-0)

Erie defeated Windsor (4-1)

CHAMPIONSHIP SERIES

Erie defeated Barrie (4-1)

2000-01 REGULAR SEASON STANDINGS

EASTERN CONFERENCE

EAST DIVISION

	GP	W	L	T	RT	GF	GA	PTS
Belleville Bulls	68	37	23	5	3	275	224	82
Ottawa 67's	68	33	21	10	4	249	201	80
Peterborough Petes	68	30	28	8	2	221	213	70
Kingston Frontenacs	68	28	28	11	1	232	218	68
Oshawa Generals	68	20	36	7	5	184	254	52

CENTRAL DIVISION

Sudbury Wolves	68	35	22	8	3	237	196	81
Toronto St. Michael's Majors	68	35	23	8	2	213	188	80
North Bay Centennials	68	32	28	6	2	232	220	72
Barrie Colts	68	29	28	7	4	214	230	69
Mississauga IceDogs	68	3	56	7	2	157	380	15

WESTERN CONFERENCE

WEST DIVISION

	GP	W	L	T	RT	GF	GA	PTS
Plymouth Whalers	68	43	15	5	5	253	162	96
Windsor Spitfires	68	34	22	8	4	257	221	80
Sarnia Sting	68	28	31	7	2	235	244	65
London Knights	68	26	34	5	3	222	263	60
Sault Ste. Marie Greyhounds	68	23	38	4	3	188	256	53

MIDWEST DIVISION

Erie Otters	68	45	11	10	2	264	171	102
Guelph Storm	68	34	23	9	2	227	205	79
Brampton Battalion	68	33	22	9	4	231	210	79
Owen Sound Attack	68	31	27	7	3	256	236	72
Kitchener Rangers	68	26	36	6	0	183	247	58

LEADING SCORERS

	GP	G	A	PTS	PIM
Wellwood, Kyle, BELV	68	35	83	118	47
Spezza, Jason, WSR	56	43	73	116	28
Radivojevic, Branko, BELV	61	34	70	104	45
Rowe, Randy, BELV	63	64	38	102	35
Boyes, Brad, ER	59	45	45	90	27
MacKenzie, Derek, SBY	62	40	49	89	25
Baird, Jason, ER	68	30	58	88	27
Weiss, Stephen, PLY	62	40	47	87	28
Ott, Steve, WSR	55	50	37	87	40
Jaspers, Jason, SBY	63	42	42	84	26

PLAYOFF RESULTS

CONFERENCE QUARTER-FINALS

Belleville defeated Kingston (4-0)
 Sudbury defeated Barrie (4-1)
 Toronto defeated Peterborough (4-3)
 Ottawa defeated North Bay (4-0)

Erie defeated London (4-1)
 Plymouth defeated Sarnia (4-0)
 Windsor defeated Owen Sound (4-1)
 Brampton defeated Guelph (4-0)

CONFERENCE SEMI-FINALS

Ottawa defeated Belleville (4-2)
 Toronto defeated Sudbury (4-3)
 Erie defeated Brampton (4-1)
 Plymouth defeated Windsor (4-0)

CONFERENCE FINALS

Ottawa defeated Toronto (4-0)
 Plymouth defeated Erie (4-1)

CHAMPIONSHIP SERIES

Ottawa defeated Plymouth (4-2)

1999-2000 REGULAR SEASON STANDINGS

EASTERN CONFERENCE

EAST DIVISION

	GP	W	L	T	RT	GF	GA	PTS
Ottawa 67's	68	43	21	4	1	269	189	91
Belleville Bulls	68	44	22	2	0	319	227	90
Kingston Frontenacs	68	38	25	5	3	258	245	84
Peterborough Petes	68	34	27	7	1	242	219	76
Oshawa Generals	68	32	32	4	2	227	224	70

CENTRAL DIVISION

Barrie Colts	68	43	19	6	1	306	212	93
Sudbury Wolves	68	39	24	5	1	262	221	84
North Bay Centennials	68	24	38	6	3	214	253	57
Toronto St. Michael's Majors	68	18	48	2	4	203	281	42
Mississauga Ice Dogs	68	9	58	1	2	160	346	21

WESTERN CONFERENCE

MIDWEST DIVISION

	GP	W	L	T	RT	GF	GA	PTS
Erie Otters	68	33	31	4	3	224	229	73
Kitchener Rangers	68	28	34	6	4	229	256	66
Brampton Battalion	68	25	32	11	4	213	226	65
Guelph Storm	68	29	35	4	1	250	256	63
Owen Sound Platers	68	21	41	6	6	237	292	54

WEST DIVISION

Plymouth Whalers	68	45	19	4	1	256	172	95
Sault Ste. Marie Greyhounds	68	37	25	6	5	270	217	85
Sarnia Sting	68	33	27	8	0	211	189	74
Windsor Spitfires	68	35	31	2	1	213	231	73
London Knights	68	22	39	7	3	186	250	54

LEADING SCORERS

	GP	G	A	PTS	PIM
Sheldon Keefe, BAR	66	48	73	121	95
Norm Milley, SBY	68	52	60	112	47
Jason Jaspers, SBY	68	46	61	107	107
Denis Shvidki, BAR	61	41	65	106	55
Michael Zigomanis, KGN	59	40	54	94	49
Jonathan Cheechoo, BELV	66	45	46	91	102
Raffi Torres, BRA	68	43	48	91	40
Taylor Pyatt, SBY	68	40	49	89	98
Mike Jefferson, BAR	58	34	53	87	203
Brent Gauvreau, OSH	59	34	53	87	74
Jonathan Schill, KGN	65	39	48	87	79
Derek Roy, KIT *	66	34	53	87	44

PLAYOFF RESULTS

CONFERENCE QUARTER-FINALS

Barrie defeated North Bay (4-2)
 Ottawa defeated Oshawa (4-1)
 Belleville defeated Peterborough (4-1)
 Sudbury defeated Kingston (4-1)

Plymouth defeated Guelph (4-2)
 Erie defeated Brampton (4-2)
 S.S. Marie defeated Kitchener (4-1)
 Windsor defeated Sarnia (4-3)

CONFERENCE SEMI-FINALS

Barrie defeated Sudbury (4-3)
 Belleville defeated Ottawa (4-2)
 Plymouth defeated Windsor (4-1)
 S.S. Marie defeated Erie (4-3)

CONFERENCE FINALS

Barrie defeated Belleville (4-1)
 Plymouth defeated S.S. Marie (4-1)

CHAMPIONSHIP SERIES

Barrie defeated Plymouth (4-3)

1998-99 REGULAR SEASON STANDINGS

EASTERN CONFERENCE

EAST DIVISION

	GP	W	L	T	GF	GA	PTS
Ottawa 67's	68	48	13	7	305	164	103
Belleville Bulls	68	39	22	7	334	246	85
Oshawa Generals	68	39	24	5	280	217	83
Peterborough Petes	68	40	26	2	266	213	82
Kingston Frontenacs	68	22	42	4	240	320	48

CENTRAL DIVISION

Barrie Colts	68	49	13	6	343	192	104
Sudbury Wolves	68	25	35	8	261	288	58
North Bay Centennials	68	22	40	6	215	248	50
Toronto St. Michael's Majors	68	20	42	6	214	316	46
Mississauga Ice Dogs	68	4	61	3	145	426	11

WESTERN CONFERENCE

MIDWEST DIVISION

	GP	W	L	T	GF	GA	PTS
Guelph Storm	68	44	22	2	300	218	90
Owen Sound Platers	68	39	24	5	312	293	83
Erie Otters	68	31	33	4	271	297	66
Kitchener Rangers	68	23	39	6	205	257	52
Brampton Battalion	68	8	57	3	198	362	19

WEST DIVISION

Plymouth Whalers	68	51	13	4	313	162	106
Sarnia Sting	68	37	25	6	279	216	80
London Knights	68	34	30	4	260	217	72
Sault Ste. Marie Greyhounds	68	31	29	8	244	242	70
Windsor Spitfires	68	23	39	6	203	294	52

LEADING SCORERS

	GP	G	A	PTS	PIM
Peter Sarno, SAR	68	37	93	130	49
Norm Milley, SBY	68	52	68	120	47
Sheldon Keefe, BAR *	66	51	65	116	140
Adam Colagiaco, PLY	67	40	68	108	89
Mike Fisher, SBY	68	41	65	106	55
Daniel Tkaczuk, BAR	58	43	62	105	58
Harold Druken, PLY	60	58	45	103	34
Kevin Colley, OSH	63	39	62	101	68
Justin Papineau, BELV	68	52	47	99	28
Ivan Novoseltsev, SAR	68	57	39	96	45

PLAYOFF RESULTS

TIE BREAKER

Windsor 2 Kitchener 1

CONFERENCE QUARTER-FINALS

Guelph defeated Erie (4-1)

Owen Sound defeated S.S. Marie (4-1)

London defeated Sarnia (4-2)

Plymouth defeated Windsor (4-0)

Barrie defeated Kingston (4-1)

Ottawa defeated North Bay (4-0)

Belleville defeated Sudbury (4-0)

Oshawa defeated Peterborough (4-1)

CONFERENCE SEMI-FINALS

London defeated Plymouth (4-3)

Owen Sound defeated Guelph (4-2)

Oshawa defeated Barrie (4-3)

Belleville defeated Ottawa (4-1)

CONFERENCE FINALS

London defeated Owen Sound (4-1)

Belleville defeated Oshawa (4-1)

CHAMPIONSHIP SERIES

Belleville defeated London (4-3)

1997-98 REGULAR SEASON STANDINGS

	GP	W	L	T	GF	GA	PTS
EAST DIVISION							
Ottawa 67's	66	40	17	9	286	172	89
Belleville Bulls	66	41	22	3	315	239	85
Kingston Frontenacs	66	35	27	4	330	275	74
Oshawa Generals	66	26	32	8	214	247	60
Peterborough Petes	66	20	36	10	212	273	50
Toronto St. Michael's Majors	66	15	42	9	154	265	39

CENTRAL DIVISION							
Guelph Storm	66	42	18	6	263	189	90
Barrie Colts	66	38	23	5	236	215	81
Kitchener Rangers	66	27	29	10	224	239	64
Owen Sound Platers	66	27	34	5	270	312	59
Sudbury Wolves	66	25	34	7	257	268	57
North Bay Centennials	66	15	45	6	213	291	36

WEST DIVISION							
London Knights	66	40	21	5	301	238	85
Plymouth Whalers	66	37	22	7	279	223	81
Sarnia Sting	66	32	22	13	253	227	77
Erie Otters	66	33	28	5	261	252	71
Sault Ste. Marie Greyhounds	66	20	39	7	232	296	47
Windsor Spitfires	66	19	42	5	261	340	43

	GP	G	A	PTS	PIM
Peter Sarno, WSR	64	33	88	121	18
Jeremy Adduono, SBY	66	37	69	106	40
David Legwand, PLY *	59	54	51	105	56
Maxim Spiridonov, LDN	66	54	44	98	52
Colin Chaulk, KGN	60	34	62	96	118
Rob Mailloux, KGN	65	55	40	95	53
Jay Legault, LDN	61	39	56	95	87
Jon Sim, SAR	59	44	50	94	95
Justin Papineau, BELV	66	41	53	94	34
Jeff Martin, WSR	65	40	54	94	48
Mark Cadotte, LDN	67	39	55	94	76
Chris Allen, KGN	66	38	56	94	91

PLAYOFF RESULTS

DIVISION QUARTER-FINALS

Belleville defeated Peterborough (4-0)

Kingston defeated Oshawa (4-3)

Sudbury defeated Barrie (4-2)

Owen Sound defeated Kitchener (4-2)

London defeated Erie (4-3)

Plymouth defeated Sarnia (4-1)

QUARTER FINALS

Guelph defeated Sudbury (4-0)

Ottawa defeated Owen Sound (4-1)

London defeated Kingston (4-1)

Plymouth defeated Belleville (4-2)

SEMI-FINALS

Guelph defeated Plymouth (4-0)

Ottawa defeated London (4-0)

CHAMPIONSHIP SERIES

Guelph defeated Ottawa (4-1)

1996-97 REGULAR SEASON STANDINGS

	GP	W	L	T	GF	GA	PTS
EAST DIVISION							
Ottawa 67's	66	49	11	6	320	177	104
Oshawa Generals	66	41	18	7	287	202	89
Peterborough Petes	66	39	25	2	251	238	80
Kingston Frontenacs	66	25	35	6	257	277	56
Belleville Bulls	66	22	37	7	235	278	51
North Bay Centennials	66	14	44	8	214	337	36

CENTRAL DIVISION							
Kitchener Rangers	66	34	22	10	274	235	78
Guelph Storm	66	35	25	6	300	251	76
Barrie Colts	66	33	23	10	272	236	76
Owen Sound Platers	66	27	37	2	258	318	56
Erie Otters	66	23	36	7	240	260	53
Sudbury Wolves	66	21	37	8	251	302	50

WEST DIVISION							
Sault Ste. Marie Greyhounds	66	39	17	10	309	220	88
Sarnia Sting	66	35	24	7	286	251	77
Windsor Spitfires	66	29	29	8	303	285	66
Detroit Whalers	66	26	34	6	230	270	58
London Knights	66	13	51	2	215	365	28

	GP	G	A	PTS	PIM
Marc Savard, OSH	64	43	87	130	94
Joe Thornton, SSM	59	41	81	122	123
Alyn McCauley, OTT	50	56	56	112	18
Richard Uniacke, SSM	66	44	66	110	28
Trevor Letowski, SAR	55	35	72	107	51
Todd Norman, GUE	66	47	58	105	41
Joe Seroski, SSM	61	54	49	103	14
Jan Bulis, BAR	64	42	61	103	42
Jon Sim, SAR	64	56	39	95	100
Matt Cooke, WSR	65	45	50	95	146

PLAYOFF RESULTS

DIVISION QUARTER-FINALS

Ottawa defeated Belleville (4-2)
 Peterborough defeated Kingston (4-1)
 Guelph defeated Erie (4-1)
 Barrie defeated Owen Sound (4-0)
 S.S. Marie defeated Detroit (4-1)
 Sarnia defeated Windsor (4-1)

SEMI-FINALS

Ottawa defeated Guelph (4-3)
 Oshawa defeated Kitchener (4-2)

CHAMPIONSHIP SERIES

Oshawa defeated Ottawa (4-2)

QUARTER-FINALS

Ottawa defeated Barrie (4-1)
 Guelph defeated S.S. Marie (4-2)
 Kitchener defeated Sarnia (4-3)
 Oshawa defeated Peterborough (4-2)

1995-96 REGULAR SEASON STANDINGS

	GP	W	L	T	GF	GA	PTS
EAST DIVISION							
Ottawa 67's	66	39	22	5	258	200	83
Peterborough Petes	66	35	22	9	289	235	79
Belleville Bulls	66	35	26	5	300	250	75
Oshawa Generals	66	30	28	8	248	238	68
Kingston Frontenacs	66	29	31	6	266	267	64
North Bay Centennials	66	14	45	7	242	360	35
CENTRAL DIVISION							
Guelph Storm	66	45	16	5	297	186	95
Kitchener Rangers	66	35	28	3	253	230	73
Niagara Falls Thunder	66	29	30	7	248	238	65
Owen Sound Platers	66	29	32	5	274	313	63
Barrie Colts	66	28	31	7	258	266	63
Sudbury Wolves	66	27	36	3	262	288	57
WEST DIVISION							
Detroit Whalers	66	40	22	4	319	243	84
Sarnia Sting	66	39	23	4	330	276	82
Sault Ste. Marie Greyhounds	66	38	23	5	312	254	81
Windsor Spitfires	66	21	41	4	256	312	46
London Knights	66	3	60	3	179	435	9

	GP	G	A	PTS	PIM
LEADING SCORERS					
Aaron Brand, SAR	66	46	73	119	110
Daniel Cleary, BELV	64	53	62	115	74
Sean Haggerty, DET	66	60	51	111	78
Trevor Gallant, NB	63	47	58	105	33
Jon Sim, SAR	63	56	46	102	130
Richard Uniacke, SSM	66	48	54	102	38
Cameron Mann, PBO	66	42	60	102	108
Trevor Letowski, SAR	66	36	63	99	66
Lee Jinman, DET	64	29	68	97	49
Rob Shearer, WSR	63	40	53	93	74

PLAYOFF RESULTS

DIVISION QUARTER-FINALS

Peterborough defeated Kingston (4-1)
 Belleville defeated Oshawa (4-1)
 Kitchener defeated Barrie (4-3)
 Niagara Falls defeated Owen Sound (4-2)
 Detroit defeated Windsor (4-3)
 Sarnia defeated S.S. Marie (4-0)

SEMI-FINALS

Guelph defeated Belleville (4-1)
 Peterborough defeated Detroit (4-1)

CHAMPIONSHIP SERIES

Peterborough defeated Guelph (4-3)

QUARTER-FINALS

Guelph defeated Niagara Falls (4-0)
 Detroit defeated Kitchener (4-1)
 Belleville defeated Ottawa (4-0)
 Peterborough defeated Sarnia (4-2)

1994-95 REGULAR SEASON STANDINGS

	GP	W	L	T	GF	GA	PTS
EAST DIVISION							
Kingston Frontenacs	66	40	19	7	284	224	87
Oshawa Generals	66	40	21	5	300	242	85
North Bay Centennials	66	35	27	4	272	247	74
Belleville Bulls	66	32	31	3	295	287	67
Peterborough Petes	66	26	34	6	255	286	58
Ottawa 67's	66	22	38	6	232	276	50
CENTRAL DIVISION							
Guelph Storm	66	47	14	5	330	200	99
Sudbury Wolves	66	53	17	6	314	208	92
Owen Sound Platers	66	22	38	6	239	299	50
Niagara Falls Thunder	66	18	40	8	231	298	44
Kitchener Rangers	66	18	42	6	216	296	42
WEST DIVISION							
Detroit Jr. Red Wings	66	44	18	4	306	223	92
Windsor Spitfires	66	41	22	3	303	232	85
Sarnia Sting	66	24	37	5	250	292	53
London Knights	66	18	44	4	210	309	40
Sault Ste. Marie Greyhounds	66	17	45	4	228	346	38

	GP	G	A	PTS	PIM
Marc Savard, OSH	66	43	96	139	78
David Ling, KGN	62	61	74	135	136
Bill Bowler, WSR	61	33	102	135	63
Jeff O'Neill, GUE	57	43	81	124	56
Darryl Lafrance, OSH	57	55	67	122	10
Todd Bertuzzi, GUE	62	54	65	119	58
Dave Roche, WSR	66	55	59	114	180
Steve Washburn, OTT	63	43	63	106	72
Vitali Yachmenev, NB	59	53	52	105	8
Lee Jinman, NB	63	39	65	104	41

PLAYOFF RESULTS

DIVISION QUARTER-FINALS

Peterborough defeated Oshawa (4-3)
 Belleville defeated North Bay (4-2)
 Sudbury defeated Kitchener (4-1)
 Owen Sound defeated Niagara Falls (4-2)
 Detroit defeated London (4-0)
 Windsor defeated Sarnia (4-0)

SEMI-FINALS

Guelph defeated Belleville (4-0)
 Detroit defeated Sudbury (4-3)

CHAMPIONSHIP SERIES

Detroit defeated Guelph (4-2)

QUARTER-FINALS

Guelph defeated Owen Sound (4-0)
 Detroit defeated Peterborough (4-0)
 Belleville defeated Kingston (4-2)
 Sudbury defeated Windsor (4-2)

1993-94 REGULAR SEASON STANDINGS

	GP	W	L	T	GF	GA	PTS
EMMS DIVISION							
Detroit Junior Red Wings	66	42	20	4	312	237	88
Sault Ste. Marie Greyhounds	66	35	24	7	319	268	77
Guelph Storm	66	32	28	6	323	290	70
Owen Sound Platers	66	34	30	2	303	284	70
Kitchener Rangers	66	32	30	4	286	316	68
London Knights	66	32	30	4	293	279	68
Windsor Spitfires	66	25	36	5	253	298	55
Niagara Falls Thunder	66	21	41	4	277	352	46

LEYDEN DIVISION							
North Bay Centennials	66	46	15	5	351	226	97
Ottawa 67's	66	33	22	11	274	229	77
Sudbury Wolves	66	34	26	6	299	275	74
Belleville Bulls	66	32	28	6	303	264	70
Kingston Frontenacs	66	30	28	8	265	259	68
Oshawa Generals	66	26	32	8	272	309	60
Peterborough Petes	66	15	41	10	252	350	40
Newmarket Royals	66	9	47	10	231	377	28

	GP	G	A	PTS	PIM
Jason Allison, LDN	56	55	87	142	68
Kevin Brown, DET	57	54	81	135	85
Jeff O'Neill, GUE	66	45	81	126	95
Keli Corpse, KGN	63	42	84	126	55
Bill Bowler, WSR	66	47	76	123	39
Jamie Rivers, SBY	65	32	89	121	60
Trevor Gallant, KIT	66	39	80	119	49
Dave Gilmore, LDN	61	48	69	117	67
Jason MacDonald, OS	66	55	61	116	177
Sylvain Cloutier, GUE	66	45	71	116	127

PLAYOFF RESULTS

DIVISION QUARTER-FINAL

Ottawa defeated Peterborough (4-3)
 Sudbury defeated Oshawa (4-1)
 Belleville defeated Kingston (4-2)
 S.S. Marie defeated Windsor (4-0)
 Guelph defeated London (4-1)
 Owen Sound defeated Kitchener (4-1)

SEMI-FINALS

North Bay defeated Ottawa (4-1)
 Detroit defeated S.S. Marie (4-2)

CHAMPIONSHIP SERIES

North Bay defeated Detroit (4-3)

DIVISION SEMI-FINALS

Detroit defeated Owen Sound (4-0)
 S.S. Marie defeated Guelph (4-0)
 North Bay defeated Belleville (4-2)
 Ottawa defeated Sudbury (4-2)

1992-93 REGULAR SEASON STANDINGS

	GP	W	L	T	GF	GA	PTS
LEYDEN DIVISION							
Peterbough Petes	66	46	15	5	352	239	97
Kingston Frontenacs	66	36	19	11	314	265	83
Oshawa Generals	66	33	28	5	270	268	71
Sudbury Wolves	66	31	30	5	291	300	67
Newmarket Royals	66	29	28	9	310	301	67
Belleville Bulls	66	21	34	11	280	315	53
North Bay Centennials	66	22	38	6	251	299	50
Ottawa 67's	66	16	42	8	220	310	40

EMMS DIVISION							
Sault Ste. Marie Greyhounds	66	38	23	5	334	260	81
Detroit Jr. Red Wings	66	37	22	7	336	264	81
London Knights	66	32	27	7	323	292	71
Owen Sound Attack	66	29	29	8	330	324	66
Niagara Falls Thunder	66	29	30	7	299	274	65
Kitchener Rangers	66	26	31	9	280	314	61
Guelph Storm	66	27	33	6	298	360	60
Windsor Spitfires	66	19	42	5	240	343	43

	GP	G	A	PTS	PIM
LEADING SCORERS					
Andrew Brunette, OS	66	62	100	162	91
Bob Wren, DET	63	57	88	145	91
Kevin Brown, DET	62	50	91	141	80
Pat Peake, DET	46	58	78	136	64
Mike Harding, PBO	66	54	82	136	106
Jason Dawe, PBO	59	58	68	126	80
Bill Bowler, WSR	57	44	77	121	41
Jim Brown, OS	60	53	66	119	66
Jason Allison, LDN	66	42	76	118	50
Jeff Bes, GUE	59	48	67	115	128

PLAYOFF RESULTS

SUPER SERIES *

S.S. Marie defeated Peterborough (4-0)

FIRST ROUND

Kingston defeated North Bay (4-1)

Oshawa defeated Belleville (4-3)

Sudbury defeated Newmarket (4-3)

Detroit defeated Guelph (4-1)

London defeated Kitchener (4-3)

Owen Sound defeated Niagara Falls (4-0)

QUARTER-FINALS

Peterborough defeated Sudbury (4-3)

Kingston defeated Oshawa (4-2)

Detroit defeated London (4-1)

S.S. Marie defeated Owen Sound (4-0)

SEMI-FINALS

S.S. Marie defeated Detroit (4-1)

Peterborough defeated Kingston (4-1)

CHAMPIONSHIP SERIES

Peterborough defeated Sault Ste. Marie (4-1)

* Division champions met in a "Super Series" to determine the host of the Memorial Cup

1991-92 REGULAR SEASON STANDINGS

	GP	W	L	T	GF	GA	PTS
LEYDEN DIVISION							
Peterbough Petes	66	41	18	7	319	256	89
North Bay Centennials	66	40	21	5	323	259	85
Cornwall Royals	66	38	22	6	328	289	82
Sudbury Wolves	66	33	27	6	331	320	72
Oshawa Generals	66	31	26	9	274	273	71
Ottawa 67's	66	32	30	4	280	251	68
Belleville Bulls	66	27	27	12	314	293	66
Kingston Frontenacs	66	16	44	6	241	316	38

EMMS DIVISION							
Sault Ste. Marie Greyhounds	66	41	19	6	335	229	88
Niagara Falls Thunder	66	39	23	4	307	254	82
London Knights	66	37	25	4	310	260	78
Kitchener Rangers	66	29	30	7	283	282	65
Windsor Spitfires	66	25	33	8	272	316	58
Owen Sound Platers	66	23	41	2	260	315	48
Detroit Compuware Ambassadors	66	23	42	1	279	353	47
Guelph Storm	66	4	51	11	235	425	19

	GP	G	A	PTS	PIM
Todd Simon, NF	66	53	93	146	70
Brett Seguin, OTT	64	34	100	134	70
John Spoltore, NB	66	47	84	131	31
Darren McCarty, BELV	65	55	72	127	177
Chris Taylor, LDN	66	48	74	122	57
Brent Gretzky, BELV	62	43	78	121	37
Ralph Intranuovo, SSM	65	50	63	113	44
Jake Grimes, BELV	66	44	69	113	18
Colin Miller, SSM	66	37	73	110	52
Jason Dawe, PBO	66	53	55	108	55

PLAYOFF RESULTS

FIRST ROUND

North Bay defeated Belleville (4-1)
 Ottawa defeated Cornwall (4-2)
 Sudbury defeated Oshawa (4-3)
 London defeated Owen Sound (4-1)
 Kitchener defeated Windsor (4-3)
 Niagara Falls defeated Detroit (4-3)

SEMI-FINALS

S.S. Marie defeated Niagara Falls (4-1)
 North Bay defeated Peterborough (4-1)

CHAMPIONSHIP SERIES

S.S. Marie defeated North Bay (4-3)

QUARTER-FINALS

Peterborough defeated Ottawa (4-1)
 North Bay defeated Sudbury (4-0)
 Niagara Falls defeated London (4-1)
 S.S. Marie defeated Kitchener (4-3)

1990-91 REGULAR SEASON STANDINGS

	GP	W	L	T	GF	GA	PTS
LEYDEN DIVISION							
Oshawa Generals	66	47	13	6	382	233	100
North Bay Centennials	66	40	23	3	322	247	83
Belleville Bulls	66	38	21	7	324	280	83
Ottawa 67's	66	39	25	2	301	280	80
Peterborough Petes	66	33	26	7	272	254	73
Sudbury Wolves	66	33	28	5	288	265	71
Cornwall Royals	66	23	42	1	281	335	47
Kingston Frontenacs	66	15	47	4	255	382	34

EMMS DIVISION							
Sault Ste. Marie Greyhounds	66	42	21	3	303	217	87
Niagara Falls Thunder	66	39	18	9	335	259	87
London Knights	66	38	25	3	301	270	79
Windsor Spitfires	66	33	29	4	307	279	70
Kitchener Rangers	66	28	30	8	301	293	64
Hamilton Dukes	66	17	43	6	270	379	40
Owen Sound Platers	66	13	48	5	269	373	31
Detroit Compuware Ambassadors	66	11	50	5	213	378	27

	GP	G	A	PTS	PIM
Eric Lindros, OSH	57	71	78	149	189
Chris Taylor, LDN	65	50	78	128	50
Todd Simon, NF	65	51	74	125	35
Jason Winch, NF	66	40	82	122	16
Rob Pearson, OSH	51	63	55	118	103
Jason Firth, KIT	62	41	71	112	27
Joey St. Aubin, KIT	63	40	71	111	90
Brett Seguin, OTT	63	24	87	111	85
Jason Cirone, WSR	63	58	52	110	97
Jarrad Skalde, BELV	55	38	66	104	35

PLAYOFF RESULTS

FIRST ROUND

Oshawa defeated Sudbury (4-1)
 North Bay defeated Peterborough (4-0)
 Ottawa defeated Belleville (4-2)
 S.S. Marie defeated Hamilton (4-0)
 Niagara Falls defeated Kitchener (4-2)
 Windsor defeated London (4-3)

SEMI-FINALS

Oshawa defeated Ottawa (4-1)
 S.S. Marie defeated Niagara Falls (4-0)

CHAMPIONSHIP SERIES

S.S. Marie defeated Oshawa (4-2)

QUARTER-FINALS

Niagara Falls defeated Windsor (4-0)
 Ottawa defeated North Bay (4-2)

1989-90 REGULAR SEASON STANDINGS

	GP	W	L	T	GF	GA	PTS
LEYDEN DIVISION							
Oshawa Generals	66	42	20	4	334	244	88
Kingston Frontenacs	66	42	21	3	300	232	87
Peterborough Petes	66	37	23	6	294	236	80
Ottawa 67's	66	38	26	2	320	265	78
Belleville Bulls	66	36	26	4	301	247	76
Cornwall Royals	66	24	38	4	309	361	52
Hamilton Dukes	66	11	49	6	211	371	28

EMMS DIVISION							
London Knights	66	41	19	6	313	246	88
Kitchener Rangers	66	38	21	7	358	259	83
Sudbury Wolves	66	36	23	7	295	267	79
Owen Sound Platers	66	28	31	7	265	305	63
North Bay Centennials	66	23	35	8	292	314	54
Niagara Falls Thunder	66	23	39	4	278	355	50
Sault Ste. Marie Greyhounds	66	18	42	6	229	289	42
Windsor Spitfires	66	17	41	8	233	341	42

	GP	G	A	PTS	PIM
LEADING SCORERS					
Keith Primeau, NF	65	57	70	127	97
Paul DiPietro, SBY	66	56	63	119	57
Mike Ricci, PBO	60	52	64	116	39
Owen Nolan, CORN	58	51	60	111	240
Darcy Cahill, SBY	58	38	71	109	73
Brett Seguin, OTT	63	28	80	108	30
Gilbert Dionne, KIT	64	48	57	105	85
Chris Taylor, LDN	66	45	60	105	85
Iain Fraser, OSH	56	40	65	105	75
Joey St. Aubin, KIT	66	36	68	104	102

PLAYOFF RESULTS

FIRST ROUND

Oshawa defeated Cornwall (4-2)
 Belleville defeated Kingston (4-3)
 Peterborough defeated Ottawa (4-0)
 Niagara Falls defeated London (4-2)
 Kitchener defeated North Bay (4-1)
 Owen Sound defeated Sudbury (4-3)

SEMI-FINALS

Oshawa defeated Peterborough (4-0)
 Kitchener defeated Niagara Falls (4-1)

CHAMPIONSHIP SERIES

Oshawa defeated Kitchener (4-3)

QUARTER-FINALS

Niagara Falls defeated Owen Sound (4-1)
 Peterborough defeated Belleville (4-0)

1988-89 REGULAR SEASON STANDINGS

	GP	W	L	T	GF	GA	PTS
LEYDEN DIVISION							
Peterborough Petes	66	42	22	2	302	235	86
Oshawa Generals	66	36	24	6	337	286	78
Toronto Marlboros	66	32	31	3	319	332	67
Cornwall Royals	66	31	30	5	350	308	67
Ottawa 67's	66	30	32	4	295	301	64
Belleville Bulls	66	27	35	4	292	322	58
Kingston Raiders	66	25	36	5	278	313	55

EMMS DIVISION							
Kitchener Rangers	66	41	19	6	318	251	88
Niagara Falls Thunder	66	41	23	2	410	319	84
London Knights	66	37	25	4	311	264	78
Guelph Platers	66	26	32	8	257	288	60
Windsor Spitfires	66	25	37	4	272	321	54
North Bay Centennials	66	24	36	6	282	334	54
Sudbury Wolves	66	23	36	7	262	334	53
Sault Ste. Marie Greyhounds	66	21	43	2	227	304	44

	GP	G	A	PTS	PIM
Bryan Fogarty, NF	60	47	108	155	88
Stan Drulia, NF	47	52	93	145	59
Andrew Cassels, OTT	56	37	97	134	66
Steve Maltais, CORN	58	53	70	123	67
Kevin Miehm, OSH	63	43	79	122	19
Tim Taylor, LDN	61	34	80	114	93
Rob Zamuner, GUE	66	46	65	111	38
Keith Osborne, NF	65	45	64	109	57
Jamie Leach, NF	58	45	62	107	47
Mike Ricci, PBO	60	54	52	106	43

PLAYOFF RESULTS

FIRST ROUND

Peterborough defeated Belleville (4-1)
 Ottawa defeated Oshawa (4-2)
 Cornwall defeated Toronto (4-2)
 London defeated Guelph (4-3)
 Niagara Falls defeated Windsor (4-0)
 North Bay defeated Kitchener (4-1)

SEMI-FINALS

Niagara Falls defeated London (4-3)
 Peterborough defeated Cornwall (4-2)

CHAMPIONSHIP SERIES

Peterborough defeated Niagara Falls (4-2)

QUARTER-FINALS

Cornwall defeated Ottawa (4-2)
 London defeated North Bay (4-3)

1987-88 REGULAR SEASON STANDINGS

	GP	W	L	T	GF	GA	PTS
LEYDEN DIVISION							
Peterborough Petes	66	44	17	5	325	212	93
Ottawa 67's	66	38	26	2	341	294	78
Cornwall Royals	66	35	24	7	333	255	77
Belleville Bulls	66	32	30	4	297	275	68
Oshawa Generals	66	32	31	3	278	288	67
Toronto Marlboros	66	26	39	1	292	348	53
Kingston Canadians	66	14	52	0	246	432	28

EMMS DIVISION							
Windsor Spitfires	66	50	14	2	396	215	102
London Knights	66	40	22	4	309	273	84
Hamilton Steelhawks	66	35	28	3	327	291	73
North Bay Centennials	66	31	30	5	284	257	67
Sault Ste. Marie Greyhounds	66	32	33	1	272	294	65
Kitchener Rangers	66	26	39	1	263	329	53
Guelph Platers	66	21	40	5	249	318	47
Sudbury Wolves	66	17	48	1	208	339	35

	GP	G	A	PTS	PIM
LEADING SCORERS					
Andrew Cassels, OTT	61	48	103	151	39
Len Soccio, NB	66	53	82	135	79
Kelly Cain, WSR	66	57	76	133	66
Sean Williams, OSH	65	58	65	123	38
Dave Rowbotham, OTT	65	43	79	122	20
Stan Drulia, HAM	65	52	69	121	44
Ron Goodall, LDN	62	63	56	119	18
Larry Mitchell, CORN	66	49	66	115	106
Mike Wolak, WSR	63	42	72	114	86
Dan Currie, SSM	57	50	59	109	53

PLAYOFF RESULTS

FIRST ROUND

Peterborough defeated Toronto (4-0)
 Ottawa defeated Oshawa (4-3)
 Cornwall defeated Belleville (4-2)
 Windsor defeated Kitchener (4-0)
 London defeated S.S. Marie (4-2)
 Hamilton defeated North Bay (4-0)

SEMI-FINALS

Peterborough defeated Ottawa (4-0)
 Windsor defeated Hamilton (4-0)

CHAMPIONSHIP SERIES

Windsor defeated Peterborough (4-0)

QUARTER-FINALS

Hamilton defeated London (4-2)
 Ottawa defeated Cornwall (4-1)

1986-87 REGULAR SEASON STANDINGS

	GP	W	L	T	GF	GA	PTS
LEYDEN DIVISION							
Oshawa Generals	66	49	14	3	322	201	101
Peterborough Petes	66	35	34	7	267	212	77
Ottawa 67's	66	33	28	5	310	280	71
Kingston Canadians	66	26	39	1	287	316	53
Belleville Bulls	66	26	39	1	292	347	53
Cornwall Royals	66	23	40	3	261	369	49
Toronto Marlboros	66	22	41	3	298	376	47

EMMS DIVISION							
North Bay Centennials	66	46	18	2	357	216	94
Hamilton Steelhawks	66	39	24	3	321	258	81
Windsor Spitfires	66	36	25	5	287	249	77
Kitchener Rangers	66	32	31	3	293	305	67
Sault Ste. Marie Greyhounds	66	31	31	4	301	299	66
Guelph Platers	66	29	35	2	275	281	60
London Knights	66	25	39	2	259	329	52
Sudbury Wolves	66	20	44	2	285	377	42

	GP	G	A	PTS	PIM
LEADING SCORERS					
Scott McCrory, OSH	66	51	99	150	35
Dave McLwain, NB	60	46	73	119	35
Mike Richard, TOR	66	57	50	107	38
Derek King, OSH	57	53	53	106	74
Ron Goodall, KIT	66	52	53	105	17
Jean-Marc MacKenzie, LDN	63	49	56	105	20
Mario Chitaroni, SBY	63	54	48	102	164
Keith Gretzky, HAM	64	35	66	101	18
Adam Graves, WSR	66	45	55	100	70
Lee Giffn, OSH	48	31	69	100	46

PLAYOFF RESULTS

SUPER SERIES

Oshawa defeated North Bay (4-3)

FIRST ROUND

Ottawa defeated Cornwall (4-1)

Kingston defeated Belleville (4-2)

Hamilton defeated Guelph (4-1)

Windsor defeated S.S. Marie (4-0)

QUARTER-FINALS

North Bay defeated Kitchener (4-0)

Windsor defeated Hamilton (4-0)

Oshawa defeated Kingston (4-2)

Peterborough defeated Ottawa (4-2)

SEMI-FINALS

Oshawa defeated Peterborough (4-2)

North Bay defeated Windsor (4-2)

CHAMPIONSHIP SERIES

Oshawa defeated North Bay (4-3)

1985-86 REGULAR SEASON STANDINGS

	GP	W	L	T	GF	GA	PTS
LEYDEN DIVISION							
Peterborough Petes	66	45	19	2	298	190	92
Oshawa Generals	66	37	27	2	285	257	76
Belleville Bulls	66	37	27	2	305	268	76
Kingston Canadians	66	35	28	3	297	257	73
Cornwall Royals	66	28	36	2	307	356	58
Toronto Marlboros	66	22	41	3	297	345	47
Ottawa 67's	66	18	46	2	274	352	38

EMMS DIVISION							
North Bay Centennials	66	41	21	4	330	240	86
Guelph Platers	66	41	23	2	297	235	84
Kitchener Rangers	66	35	27	4	318	309	74
Windsor Compuware Spitfires	66	34	26	6	280	259	74
Sudbury Wolves	66	29	33	4	293	330	62
London Knights	66	28	33	5	271	292	61
Hamilton Steelhawks	66	26	36	4	268	306	56
Sault Ste. Marie Greyhounds	66	15	48	3	263	387	33

	GP	G	A	PTS	PIM
Ray Sheppard, CORN	63	81	61	142	25
Scott McCrory, OSH	66	52	80	132	40
Jason Lafreniere, BELV	62	49	83	132	4
Ron Sanko, KIT	67	43	89	132	138
Shawn Burr, KIT	59	69	67	127	83
Jack MacKegian, TOR	66	53	59	112	64
Craig Duncanson, CORN	61	43	67	110	190
Gary McColgan, OSH	57	49	55	104	22
Mike Stapleton, CORN	56	39	65	104	74
Tim Armstrong, TOR	64	35	69	104	36

PLAYOFF RESULTS

FIRST ROUND

Peterborough defeated Toronto (8 points to 0)
 Belleville defeated Cornwall (9 points to 3)
 Kingston defeated Oshawa (8 points to 4)
 Guelph defeated Sudbury (8 points to 0)
 Windsor defeated Kitchener (8 points to 2)
 North Bay defeated London (9 points to 1)

SEMI-FINALS

Belleville defeated Peterborough (9 points to 7)
 Guelph defeated Windsor (8 points to 4)

CHAMPIONSHIP SERIES

Guelph defeated Belleville (8 points to 4)

ROUND ROBIN

Guelph 8 points, Windsor 4 points,
 North Bay 2 points
 Guelph and Windsor advance

Peterborough 4 points, Belleville 4 points,
 Kingston 2 points
 Peterborough and Belleville advance

1984-85 REGULAR SEASON STANDINGS

	GP	W	L	T	GF	GA	PTS
LEYDEN DIVISION							
Peterborough Petes	66	42	20	4	354	233	88
Belleville Bulls	66	42	24	0	390	278	84
Toronto Marlboros	66	35	28	3	315	302	73
Cornwall Royals	66	34	30	2	355	344	70
Oshawa Generals	66	32	32	2	271	259	66
Ottawa 67's	66	20	43	3	263	376	43
Kingston Canadians	66	18	47	1	239	380	37

EMMS DIVISION							
Sault Ste. Marie Greyhounds	66	54	11	1	381	215	109
London Knights	66	43	22	1	340	276	87
North Bay Centennials	66	34	28	4	289	254	72
Hamilton Steelhawks	66	29	35	2	313	296	60
Windsor Spitfires	66	28	35	3	267	301	59
Kitchener Rangers	66	27	35	4	282	319	58
Guelph Platers	66	21	40	5	230	332	47
Sudbury Wolves	66	17	46	3	224	348	37

	GP	G	A	PTS	PIM
LEADING SCORERS					
Dave MacLean, BELV	63	64	90	154	41
Wayne Groulx, SSM	64	59	85	144	102
Steve Linesman, BELV	61	57	83	140	28
Graeme Bonar, SSM	66	66	71	137	93
Mark Teevens, PBO	65	43	90	133	70
Mike Millar, HAM	63	66	60	126	54
Scott Tottle, PBO	64	55	71	126	19
Dave Lowry, LDN	61	60	60	120	94
Don Biggs, OSH	60	48	69	117	105
Mike Bukowski, CORN	62	53	54	107	72

PLAYOFF RESULTS

FIRST ROUND

Peterborough defeated Ottawa (9 points to 1)
 Belleville defeated Oshawa (8 points to 2)
 Cornwall defeated Toronto (8 points to 2)
 S.S. Marie defeated Kitchener (8 points to 0)
 London defeated Windsor (8 points to 0)
 Hamilton defeated North Bay (9 points to 7)

SEMI-FINALS

Peterborough defeated Belleville (9 points to 1)
 S.S. Marie defeated Hamilton (9 points to 1)

CHAMPIONSHIP SERIES

S.S. Marie defeated Peterborough (9 points to 5)

QUARTER-FINALS

Belleville defeated Cornwall (6 points to 2)
 Hamilton defeated London (6 points to 2)

1983-84 REGULAR SEASON STANDINGS

	GP	W	L	T	GF	GA	PTS
LEYDEN DIVISION							
Ottawa 67's	70	50	18	2	347	223	102
Toronto Marlboros	70	45	24	1	392	317	91
Peterborough Petes	70	43	23	4	380	307	90
Oshawa Generals	70	37	32	1	315	297	75
Belleville Bulls	70	33	37	0	319	304	66
Cornwall Royals	70	33	37	0	348	375	66
Kingston Canadians	70	25	45	0	313	378	50

EMMS DIVISION							
Kitchener Rangers	70	52	16	2	418	276	106
Brantford Alexanders	70	39	28	3	303	235	81
Sault Ste. Marie Greyhounds	70	38	28	4	373	321	80
London Knights	70	32	37	1	288	319	65
North Bay Centennials	70	22	43	5	236	327	49
Windsor Spitfires	70	22	46	2	280	379	46
Guelph Platers	70	20	46	4	252	366	44
Sudbury Wolves	70	19	50	1	287	427	39

	GP	G	A	PTS	PIM
Tim Salmon, KGN	69	45	100	145	35
Wayne Presley, KIT	70	63	76	139	156
Wayne Groulx, SSM	70	59	78	137	48
Peter Zezel, TOR	68	47	86	133	31
David Gans, OSH	62	56	76	132	89
Kevin Conway, KGN	63	65	65	130	20
Doug Evans, PBO	61	45	79	124	98
Scott Morrison, LDN	70	47	73	120	30
Don McLaren, OTT	70	53	60	113	20
Scott Tottie, PBO	70	63	47	110	24

PLAYOFF RESULTS

FIRST ROUND

Peterborough defeated Cornwall (6 points to 0)
 Oshawa defeated Belleville (6 points to 0)
 S.S. Marie defeated Windsor (6 points to 0)
 London defeated North Bay (6 points to 2)

QUARTER-FINALS

Ottawa defeated Oshawa (8 points to 0)
 Toronto defeated Peterborough (8 points to 2)
 Kitchener defeated London (8 points to 0)
 S.S. Marie defeated Brantford (8 points to 4)

SEMI-FINALS

Ottawa defeated Toronto (8 points to 0)
 Kitchener defeated S.S. Marie (8 points to 6)

CHAMPIONSHIP SERIES

Ottawa defeated Kitchener (8 points to 2)

1982-83 REGULAR SEASON STANDINGS

	GP	W	L	T	GF	GA	PTS
LEYDEN DIVISION							
Ottawa 67's	70	46	21	3	395	278	95
Peterborough Petes	70	46	22	2	367	278	94
Oshawa Generals	70	45	22	3	380	255	93
Toronto Marlboros	70	36	29	5	325	311	75
Cornwall Royals	70	36	33	1	370	335	73
Belleville Bulls	70	34	36	0	342	332	68
Kingston Canadians	70	24	45	1	351	425	49

EMMS DIVISION							
Sault Ste. Marie Greyhounds	70	48	21	1	363	270	97
Kitchener Rangers	70	45	23	2	393	292	92
North Bay Centennials	70	44	23	3	352	285	91
Brantford Alexanders	70	34	33	3	275	282	71
London Knights	70	32	37	1	336	339	65
Windsor Spitfires	70	19	50	1	289	394	39
Sudbury Wolves	70	15	55	0	269	422	30
Guelph Platers	70	7	63	0	246	555	14

	GP	G	A	PTS	PIM
LEADING SCORERS					
Doug Gilmour, CORN	68	70	107	177	62
Ron Handy, KGN	67	52	96	148	64
Dan Quinn, BELV	70	59	88	147	27
John Tucker, KIT	70	60	80	140	33
Ian MacInnis, CORN	68	59	74	133	29
Keith Knight, KGN	70	56	75	131	18
Wayne Groulx, SSM	67	44	86	130	54
Steve Driscoll, CORN	64	49	77	126	34
Kevin Conway, SSM	67	57	65	122	30
John Ollson, OTT	68	46	76	122	41

PLAYOFF RESULTS

FIRST ROUND

Oshawa defeated Belleville (7 points to 1)
 Cornwall defeated Toronto (7 points to 1)
 North Bay defeated Windsor (6 points to 0)
 Brantford defeated London (6 points to 0)

QUARTER-FINALS

S.S. Marie defeated Brantford (8 points to 2)
 Kitchener defeated North Bay (8 points to 2)
 Ottawa defeated Cornwall (8 points to 0)
 Oshawa defeated Peterborough (8 points to 0)

SEMI-FINALS

Oshawa defeated Ottawa (8 points to 2)
 S.S. Marie defeated Kitchener (8 points to 2)

CHAMPIONSHIP SERIES

Oshawa defeated S.S. Marie (9 points to 5)

1981-82 REGULAR SEASON STANDINGS

	GP	W	L	T	GF	GA	PTS
LEYDEN DIVISION							
Ottawa 67's	68	47	19	2	353	248	96
Oshawa Generals	68	40	26	2	335	296	82
Peterborough Petes	68	36	29	3	291	266	75
Toronto Marlboros	68	37	31	0	316	290	74
Kingston Canadians	68	29	34	5	302	316	63
Cornwall Royals	68	28	35	5	303	327	61
Belleville Bulls	68	24	42	2	280	326	50

EMMS DIVISION							
Kitchener Rangers	68	44	21	3	322	247	91
Sault Ste. Marie Greyhounds	68	40	25	3	274	243	83
London Knights	68	35	30	3	359	328	73
Niagara Falls Flyers	68	31	34	3	311	338	65
Brantford Alexanders	68	25	41	2	293	313	52
Windsor Spitfires	68	22	42	4	269	343	48
Sudbury Wolves	68	19	48	1	274	401	39

	GP	G	A	PTS	PIM
Dave Simpson, LDN	68	67	88	155	18
Jeff Vaive, OTT	68	56	95	151	90
Moe Lemay, OTT	62	68	70	138	48
Tony Tanti, OSH	57	62	64	126	138
Mitch Lamoreaux, OSH	64	43	78	121	275
Doug Gilmour, CORN	67	46	73	119	42
Mario Simioni, TOR	68	58	60	118	88
Chris McCauley, LDN	66	47	67	114	117
Fred Perlini, TOR	68	47	64	111	75
Claude Loiselle, WSR	68	36	73	109	192

PLAYOFF RESULTS

FIRST ROUND

Peterborough defeated Kingston (6 points to 2)
 Toronto defeated Cornwall (6 points to 4)
 Brantford defeated London (6 points to 2)
 Windsor defeated Niagara Falls (6 points to 4)

QUARTER-FINALS

Kitchener defeated Windsor (8 points to 0)
 S.S. Marie defeated Brantford (8 points to 6)
 Oshawa defeated Peterborough (8 points to 2)
 Ottawa defeated Toronto (8 points to 2)

SEMI-FINALS

Kitchener defeated S.S. Marie (9 points to 3)
 Ottawa defeated Oshawa (8 points to 6)

CHAMPIONSHIP SERIES

Kitchener defeated Ottawa (9 points to 1)

1980-81 REGULAR SEASON STANDINGS

	GP	W	L	T	GF	GA	PTS
LEYDEN DIVISION							
Sault Ste. Marie Greyhounds	68	47	19	2	412	290	96
Ottawa 67's	68	45	20	3	360	264	93
Kingston Canadians	68	39	26	3	334	273	81
Oshawa Generals	68	35	30	3	321	352	73
Peterborough Petes	68	29	36	3	287	290	61
Sudbury Wolves	68	20	45	3	284	380	43

EMMS DIVISION							
Kitchener Rangers	68	34	33	1	321	320	69
Brantford Alexanders	68	34	34	0	350	354	68
Windsor Spitfires	68	33	33	2	322	337	68
Niagara Falls Flyers	68	30	36	2	354	359	62
Toronto Marlboros	68	31	37	0	298	336	62
London Knights	68	20	48	0	300	388	40

	GP	G	A	PTS	PIM
LEADING SCORERS					
John Goodwin, SSM	68	56	110	166	42
Ernie Godden, WSR	68	87	66	153	185
Bernie Nicholls, KGN	65	63	89	152	109
Tony Tanti, OSH	67	81	69	150	197
Steve Ludzik, NF	58	50	92	142	108
Scott Howson, KGN	66	57	83	140	53
Steve Larmer, NF	61	55	78	133	73
Steve Gatzos, SSM	68	78	50	128	114
Randy Cunneyworth, OTT	67	54	74	128	240
Doug Shedden, SSM	66	51	72	123	78

PLAYOFF RESULTS

DIVISION QUARTER-FINAL

Oshawa defeated Peterborough (3-2)
Niagara Falls defeated Toronto (3-2)

DIVISION SEMI-FINALS

Kingston defeated Ottawa (9 points to 5)
S.S. Marie defeated Oshawa (8 points to 4)
Windsor defeated Brantford (8 points to 4)
Kitchener defeated Niagara Falls (9 points to 5)

DIVISION FINALS

S.S. Marie defeated Kingston (9 points to 5)
Kitchener defeated Windsor (9 points to 1)

CHAMPIONSHIP SERIES

Kitchener defeated S.S. Marie (9 points to 3)

1979-80 REGULAR SEASON STANDINGS

LEYDEN DIVISION	GP	W	L	T	GF	GA	PTS
Peterborough Petes	68	47	20	1	316	238	95
Ottawa 67's	68	45	20	3	402	288	93
Oshawa Generals	68	42	26	0	329	275	84
Kingston Canadians	68	35	26	7	320	298	77
Sudbury Wolves	68	33	33	2	299	309	68
Sault Ste. Marie Greyhounds	68	22	45	1	281	379	45

EMMS DIVISION	GP	W	L	T	GF	GA	PTS
Windsor Spitfires	68	36	31	1	323	344	73
Toronto Marlboros	68	33	32	3	342	310	69
Brantford Alexanders	68	31	35	2	412	398	64
Niagara Falls Flyers	68	29	39	9	325	355	58
London Knights	68	26	38	4	328	334	56
Kitchener Rangers	68	17	51	0	276	425	34

LEADING SCORERS	GP	G	A	PTS	PIM
Jim Fox, OTT	52	65	101	166	30
Yvan Joly, OTT	67	66	93	159	47
Mike Bullard, BTFD	66	66	84	150	86
Sean Simpson, OTT	67	65	84	149	8
Kevin LaVallee, BTFD	65	65	70	135	50
Blair Barnes, WSR	66	63	67	130	98
Bob Crawford, OSH	68	61	68	129	48
Greg Terrion, BTFD	67	44	78	122	13
Wayne Thompson, LDN	68	47	74	121	34
Steve Ludzik, NF	67	43	76	119	102

PLAYOFF RESULTS

FIRST ROUND

Sudbury defeated Kingston (3-0)
Niagara Falls defeated London (4-3)

QUARTER-FINALS

Ottawa defeated Oshawa (4-3)
Peterborough defeated Sudbury (4-3)

Brantford defeated Toronto (4-0)

Windsor defeated Niagara Falls (4-1)

SEMI-FINALS

Peterborough defeated Ottawa (4-0)
Windsor defeated Brantford (4-3)

CHAMPIONSHIP SERIES

Peterborough defeated Windsor (4-0)

1978-79 REGULAR SEASON STANDINGS

LEYDEN DIVISION	GP	W	L	T	GF	GA	PTS
Peterborough Petes	68	46	19	3	341	245	95
Sudbury Wolves	68	40	27	1	397	361	81
Oshawa Generals	68	37	30	1	367	326	75
Ottawa 67's	68	30	38	0	319	344	60
Kingston Canadians	68	26	38	4	265	306	56
Sault Ste. Marie Greyhounds	68	26	42	0	317	415	52

EMMS DIVISION	GP	W	L	T	GF	GA	PTS
Niagara Falls Flyers	68	43	21	4	361	243	90
London Knights	68	37	29	2	310	287	76
Windsor Spitfires	68	32	35	1	323	322	65
Kitchener Rangers	68	29	35	4	316	356	62
Toronto Marlboros	68	27	40	1	308	351	55
Brantford Alexanders	68	23	42	2	281	349	49

LEADING SCORERS	GP	G	A	PTS	PIM
Mike Foligno, SBY	68	65	85	150	98
Tom McCarthy, OSH	63	69	75	144	98
Art Rutland, SSM	65	59	80	139	82
Brian Gualazzi, SSM	67	75	60	135	-
Paul Reinhart, KIT	66	51	78	129	57
John Goodwin, SSM	68	43	86	129	20
Dave MacQueen, SBY	65	60	66	126	-
Gary Dillon, TOR	59	57	63	120	42
Sean Simpson, OTT	59	42	76	118	12
Blair Barnes, WSR	67	42	76	118	195

PLAYOFF RESULTS

FIRST ROUND

Kitchener defeated Toronto (6 points to 0)
Kingston defeated Ottawa (6 points to 2)

QUARTER-FINALS

Sudbury defeated Oshawa (8 points to 2)
London defeated Windsor (9 game series) - Series protested both
move on to round robin

120

Niagara Falls defeated Kitchener (8 points to 6)

Peterborough defeated Kingston (9 points to 5)

ROUND ROBIN

Niagara Falls defeated Windsor and London in round robin

SEMI-FINAL

Peterborough defeated Sudbury (8 points to 2)

CHAMPIONSHIP SERIES

Peterborough defeated Niagara Falls (8 points to 6)

1977-78 REGULAR SEASON STANDINGS

LEYDEN DIVISION	GP	W	L	T	GF	GA	PTS
Ottawa 67's	68	43	18	7	405	308	93
Peterborough Petes	68	37	18	13	327	273	87
Oshawa Generals	68	30	26	12	320	289	72
Kingston Canadians	68	27	32	9	288	323	63
Sault Ste. Marie Greyhounds	68	26	32	10	330	346	62
Sudbury Wolves	68	16	42	10	255	377	42

EMMS DIVISION

London Knights	68	35	22	11	333	251	81
Windsor Spitfires	68	36	24	8	338	289	80
Hamilton Fincups	68	31	23	14	273	223	76
Kitchener Rangers	68	26	34	8	270	303	60
Toronto Marlboros	68	24	36	8	263	341	56
Niagara Falls Flyers	68	17	41	10	261	340	44

LEADING SCORERS

	GP	G	A	PTS	PIM
Bobby Smith, OTT	61	69	123	192	44
Wayne Gretzky, SSM	64	70	112	182	14
Dino Ciccarelli, LDN	68	72	70	142	42
Keith Acton, PBO	68	42	86	128	52
Jim Fox, OTT	59	44	83	127	12
Gerry Leroux, WSR	68	57	66	123	85
Dan Lucas, SSM	61	50	67	117	90
Jim MacRae, LDN	68	50	62	112	58
Don Maloney, KIT	62	30	74	104	143

PLAYOFF RESULTS

FIRST ROUND

Kitchener defeated Toronto (6 points to 4)
S.S. Marie defeated Kingston (6 points to 4)

SEMI-FINALS

Hamilton defeated London (9 points to 5)
Peterborough defeated Ottawa (9 points to 7)

QUARTER-FINALS

Peterborough defeated Oshawa (9 points to 3)
Hamilton defeated Windsor (9 points to 3)
Ottawa defeated S.S. Marie (9 points to 7)
London defeated Kitchener (8 points to 0)

CHAMPIONSHIP SERIES

Peterborough defeated Hamilton (8 points to 6)

1976-77 REGULAR SEASON STANDINGS

LEYDEN DIVISION	GP	W	L	T	GF	GA	PTS
Ottawa 67's	68	38	23	5	348	288	81
Sudbury Wolves	68	38	24	4	385	290	80
Kingston Canadians	68	32	24	10	295	259	74
Peterborough Petes	68	31	28	7	307	309	69
Sault Ste. Marie Greyhounds	68	20	41	5	261	375	45
Oshawa Generals	68	5	57	4	216	444	14

EMMS DIVISION

St. Catharines Fincups	68	50	11	5	438	242	105
London Knights	68	51	13	2	379	203	104
Toronto Marlboros	68	31	2	12	335	286	74
Kitchener Rangers	68	26	32	8	320	280	60
Windsor Spitfires	68	21	37	8	294	386	50
Niagara Falls Flyers	68	15	45	6	254	370	36

LEADING SCORERS

	GP	G	A	PTS	PIM
Dwight Foster, KIT	64	60	83	143	88
Dale McCourt, STC	66	60	79	139	19
Bobby Smith, OTT	64	65	70	135	52
Tony McKegney, KGN	66	58	77	135	30
Ken Linseman, KGN	63	53	74	127	210
Keith Acton, PBO	65	52	69	121	93
John Anderson, TOR	64	57	62	119	42
Mike Keating, STC	65	51	61	112	96
Ron Mason, PBO	62	53	58	111	33
Rick Seiling, STC	62	50	61	111	103

PLAYOFF RESULTS

FIRST ROUND

S.S. Marie defeated Peterborough (3-1)
Windsor defeated Kitchener (3-0)

St. Catharines defeated Windsor (4-2)

London defeated Toronto (4-1, 1 tie)

SEMI-FINALS

Ottawa defeated Kingston (4-3, 1 tie)
London defeated St. Catharines (4-3, 1 tie)

CHAMPIONSHIP SERIES

Ottawa defeated London (4-2)

QUARTER-FINALS

Ottawa defeated S. S. Marie (4-0, 1 tie)
Kingston defeated Sudbury (4-1, 1 tie)

1975-76 REGULAR SEASON STANDINGS

LEYDEN DIVISION	GP	W	L	T	GF	GA	PTS
Sudbury Wolves	66	47	11	8	384	224	102
Ottawa 67's	66	34	23	9	331	291	77
Kingston Canadians	66	33	24	9	357	316	75
Oshawa Generals	66	31	27	8	312	299	70
Sault Ste. Marie Greyhounds	66	27	26	13	341	319	67
Peterborough Petes	66	18	37	11	204	284	47

EMMS DIVISION	GP	W	L	T	GF	GA	PTS
Hamilton Fincups	66	43	15	8	379	232	94
London Knights	66	31	26	9	317	256	71
Toronto Marlboros	66	26	30	10	278	294	62
Kitchener Rangers	66	26	35	5	298	384	57
St. Catharines Black Hawks	66	16	40	10	283	366	42
Windsor Spitfires	66	12	50	4	251	470	28

LEADING SCORERS	GP	G	A	PTS	PIM
Mike Kaszycki, SSM	66	51	119	170	38
Peter Lee, OTT	66	81	80	161	59
Paul Gardner, OSH	65	69	75	144	75
Dale McCourt, HAM	66	55	84	139	19
John Tavella, SSM	64	67	70	137	58
Rod Schutt, SBY	63	72	63	135	42
Ron Duguay, SBY	61	42	92	134	101
Vern Stenlund, LDN	64	44	75	119	24
Larry Skinner, OTT	59	37	78	115	8
Ken Linseman, KGN	65	61	51	112	92

PLAYOFF RESULTS

FIRST ROUND

S.S. Marie defeated Oshawa (6 points to 4)
 Kitchener defeated St. Catharines (6 points to 2)

SEMI-FINALS

Sudbury defeated Ottawa (8 points to 2)
 Hamilton defeated Toronto (9 points to 1)

QUARTER-FINALS

Sudbury defeated S.S. Marie (9 points to 5)
 Hamilton defeated Kitchener (8 points to 0)
 Ottawa defeated Kingston (9 points to 5)
 Toronto defeated London (8 points to 2)

CHAMPIONSHIP SERIES

Hamilton defeated Sudbury (8 points to 2)

1974-75 REGULAR SEASON STANDINGS

	GP	W	L	T	GF	GA	PTS
Toronto Marlboros	70	48	13	9	469	303	105
Peterborough Petes	70	37	20	13	311	254	87
Hamilton Fincups	70	37	24	9	337	271	83
Ottawa 67's	70	33	30	7	379	382	73
Sudbury Wolves	70	31	29	10	324	289	72
St. Catharines Black Hawks	70	30	33	7	284	300	67
Oshawa Generals	70	28	33	9	288	306	65
Kingston Canadians	70	25	35	10	297	345	60
London Knights	70	26	37	7	296	368	59
Sault Ste. Marie Greyhounds	70	25	36	9	312	367	59
Kitchener Rangers	70	17	47	6	239	351	40

LEADING SCORERS	GP	G	A	PTS	PIM
Bruce Boudreau, TOR	69	68	97	165	52
Tim Young, OTT	70	56	107	163	127
Denis Maruk, LDN	65	66	79	145	53
John Tonelli, TOR	70	49	86	135	85
Doug Jarvis, PBO	69	45	88	133	38
Mark Napier, TOR	61	66	64	130	106
Peter Lee, OTT	70	68	58	126	82
Dale McCourt, HAM	69	53	73	126	57
Cary Farelli, SSM	69	56	65	121	35
Paul Woods, SSM	62	37	84	121	116

PLAYOFF RESULTS

QUARTER-FINALS

Toronto defeated Kingston (9 points to 3)
 Peterborough defeated Oshawa (8 points to 1)
 Hamilton defeated St. Catharines (8 points to 0)
 Sudbury defeated Ottawa (8 points to 6)

SEMI-FINALS

Toronto defeated Sudbury (9 points to 7)
 Hamilton defeated Peterborough (8 points to 4)

CHAMPIONSHIP SERIES

Toronto defeated Hamilton (8 points to 6)

TEAM RECORDS, YEAR-BY-YEAR

BARRIE COLTS

SEASON	NAME	GP	W	L	T	OTL	SOL	PTS	GF	GA	FINISH
2017-18	Barrie Colts	68	42	21	-	4	1	89	297	229	1st Central
2016-17	Barrie Colts	68	17	44	-	6	1	41	192	291	5th Central
2015-16	Barrie Colts	68	43	22	-	0	3	89	295	207	1st Central
2014-15	Barrie Colts	68	41	24	-	1	2	85	278	227	1st Central
2013-14	Barrie Colts	68	37	28	-	1	2	77	266	218	2nd Central
2012-13	Barrie Colts	68	44	20	-	2	2	92	245	185	1st Central
2011-12	Barrie Colts	68	40	23	-	3	2	85	248	210	2nd Central
2010-11	Barrie Colts	68	15	49	-	2	2	34	232	352	5th Central
2009-10	Barrie Colts	68	57	9	-	0	2	116	327	186	1st Central
2008-09	Barrie Colts	68	30	33	-	3	2	65	214	207	3rd Central
2007-08	Barrie Colts	68	28	34	-	3	3	62	185	223	4th Central
2006-07	Barrie Colts	68	48	19	-	0	1	97	273	193	1st Central
2005-06	Barrie Colts	68	43	21	-	1	3	90	258	194	2nd Central
2004-05	Barrie Colts	68	33	23	9	3	-	78	232	210	2nd Central
2003-04	Barrie Colts	68	31	21	12	4	-	78	196	171	3rd Central
2002-03	Barrie Colts	68	29	26	4	9	-	71	228	223	3rd Central
2001-02	Barrie Colts	68	38	19	9	2	-	87	226	192	2nd Central
2000-01	Barrie Colts	68	29	28	7	4	-	69	214	230	4th Central
1999-00	Barrie Colts	68	43	18	6	1	-	93	306	212	1st Central
1998-99	Barrie Colts	68	49	13	6	-	-	104	343	192	1st Central
1997-98	Barrie Colts	66	38	23	5	-	-	81	236	215	2nd Central
1996-97	Barrie Colts	66	33	23	10	-	-	76	272	236	3rd Central
1995-96	Barrie Colts	66	28	31	7	-	-	63	258	266	5th Central
	Franchise Totals	1,558	836	572	75	49	26	1,822	5,821	5,069	Pct. .585

ERIE OTTERS

SEASON	NAME	GP	W	L	T	OTL	SOL	PTS	GF	GA	FINISH
2017-18	Erie Otters	68	23	35	-	7	3	56	220	270	5th Midwest
2016-17	Erie Otters	68	50	15	-	2	1	103	319	182	1st Midwest
2015-16	Erie Otters	68	52	15	-	1	0	105	269	183	1st Midwest
2014-15	Erie Otters	68	50	14	-	2	2	104	331	212	1st Midwest
2013-14	Erie Otters	68	52	14	-	2	0	106	312	170	2nd Midwest
2012-13	Erie Otters	68	19	40	-	4	5	47	206	312	5th Midwest
2011-12	Erie Otters	68	10	52	-	3	3	26	169	338	5th Midwest
2010-11	Erie Otters	68	40	26	-	1	1	82	281	229	3rd Midwest
2009-10	Erie Otters	68	33	28	-	5	2	73	257	259	4th Midwest
2008-09	Erie Otters	68	34	29	-	3	2	73	208	254	3rd Midwest
2007-08	Erie Otters	68	18	46	-	2	2	40	206	343	5th Midwest
2006-07	Erie Otters	68	15	50	-	1	2	33	209	378	5th Midwest
2005-06	Erie Otters	68	26	35	-	4	3	59	219	266	5th Midwest
2004-05	Erie Otters	68	31	26	6	5	-	73	186	207	4th Midwest
2003-04	Erie Otters	68	29	26	6	7	-	71	221	212	5th Midwest
2002-03	Erie Otters	68	24	35	6	3	-	57	181	248	5th Midwest
2001-02	Erie Otters	68	41	22	4	1	-	87	246	218	1st Midwest
2000-01	Erie Otters	68	45	11	10	2	-	102	264	171	1st Midwest
1999-00	Erie Otters	68	33	28	4	3	-	73	224	229	1st Midwest
1998-99	Erie Otters	68	31	33	4	-	-	66	271	297	3rd Midwest
1997-98	Erie Otters	66	33	28	5	-	-	71	261	252	4th West
1996-97	Erie Otters	66	23	36	7	-	-	53	240	260	5th Central
1995-96	Niagara Falls Thunder	66	29	30	7	-	-	65	248	238	3rd Central
1994-95	Niagara Falls Thunder	66	18	40	8	-	-	44	231	298	4th Central
1993-94	Niagara Falls Thunder	66	21	41	4	-	-	46	277	352	8th Emms
1992-93	Niagara Falls Thunder	66	29	30	7	-	-	65	299	274	5th Emms
1991-92	Niagara Falls Thunder	66	39	23	4	-	-	82	307	254	2nd Emms
1990-91	Niagara Falls Thunder	66	39	18	9	-	-	87	335	259	2nd Emms
1989-90	Niagara Falls Thunder	66	23	39	4	-	-	50	278	355	6th Emms
1988-89	Niagara Falls Thunder	66	41	23	2	-	-	84	410	319	2nd Emms
1987-88	Hamilton Steelhawks	66	35	28	3	-	-	73	327	291	3rd Emms
1986-87	Hamilton Steelhawks	66	39	24	3	-	-	81	321	258	2nd Emms
1985-86	Hamilton Steelhawks	66	26	36	4	-	-	56	268	306	7th Emms
1984-85	Hamilton Steelhawks	66	29	35	2	-	-	60	313	296	4th Emms
1983-84	Brantford Alexanders	70	39	28	3	-	-	81	303	235	2nd Emms
1982-83	Brantford Alexanders	70	34	33	3	-	-	71	275	282	4th Emms
1981-82	Brantford Alexanders	68	25	41	2	-	-	52	293	313	5th Emms
1980-81	Brantford Alexanders	68	34	34	0	-	-	68	350	354	2nd Emms
1979-80	Brantford Alexanders	68	31	35	2	-	-	64	412	398	3rd Emms
1978-79	Brantford Alexanders	68	23	42	3	-	-	49	281	349	6th Emms
1977-78	Hamilton Fincups	68	31	23	14	-	-	76	273	223	3rd Emms
1976-77	St. Catharines Fincups	66	50	11	5	-	-	105	438	242	1st Emms
1975-76	Hamilton Fincups	66	43	15	8	-	-	94	379	232	1st Emms
1974-75	Hamilton Fincups	70	37	24	9	-	-	83	337	271	3rd OMIHL

1973-74	Hamilton Red Wings	70	16	49	5	-	-	37	221	376	11th OHA
1972-73	Hamilton Red Wings	63	15	41	7	-	-	37	244	374	9th OHA
1971-72	Hamilton Red Wings	63	11	46	6	-	-	28	200	334	10th OHA
1970-71	Hamilton Red Wings	62	22	35	5	-	-	49	224	328	7th OHA
1969-70	Hamilton Red Wings	54	16	26	12	-	-	44	207	238	9th OHA
1968-69	Hamilton Red Wings	54	27	24	3	-	-	57	207	190	5th OHA
1967-68	Hamilton Red Wings	54	31	13	10	-	-	72	253	162	3rd OHA
1966-67	Hamilton Red Wings	48	22	21	5	-	-	49	172	161	4th OHA
1965-66	Hamilton Red Wings	48	22	20	6	-	-	50	203	217	5th OHA
1964-65	Hamilton Red Wings	56	14	31	11	-	-	39	220	287	8th OHA
1963-64	Hamilton Red Wings	56	11	35	10	-	-	32	193	285	7th OHA
1962-63	Hamilton Red Wings	50	21	21	8	-	-	50	202	184	4th OHA
1961-62	Hamilton Red Wings	50	32	12	6	-	-	70	220	162	2nd OHA
1960-61	Hamilton Red Wings	48	22	19	7	-	-	51	192	148	3rd OHA
1959-60	Hamilton Tiger Cubs	48	10	34	4	-	-	24	158	251	7th OHA
1958-59	Hamilton Tiger Cubs	54	11	35	8	-	-	30	167	229	7th OHA
1957-58	Hamilton Tiger Cubs	52	27	18	7	-	-	61	200	176	2nd OHA
1956-57	Hamilton Tiger Cubs	52	24	26	2	-	-	50	170	191	5th OHA
1955-56	Hamilton Tiger Cubs	48	13	30	5	-	-	31	171	250	7th OHA
1954-55	Hamilton Tiger Cubs	49	21	23	5	-	-	47	181	173	5th OHA
1953-54	Hamilton Tiger Cubs	58	31	24	3	-	-	65	222	208	3rd OHA
1952-53	Windsor Spitfires	56	16	35	5	-	-	37	127	186	8th OHA
1951-52	Windsor Spitfires	54	9	42	3	-	-	21	172	355	9th OHA
1950-51	Windsor Spitfires	54	32	18	4	-	-	68	209	167	4th OHA
1949-50	Windsor Spitfires	48	34	13	1	-	-	69	307	169	2nd OHA
1948-49	Windsor Spitfires	48	34	13	1	-	-	69	272	184	1st OHA
1947-48	Windsor Spitfires	36	29	6	1	-	-	59	231	124	1st OHA
1946-47	Windsor Spitfires	36	10	24	2	-	-	22	75	125	7th OHA
	Franchise Totals	4,435	2,010	2,031	310	58	26	4,414	17,875	18,123	Pct. .498

FLINT FIREBIRDS

SEASON	NAME	GP	W	L	T	OTL	SOL	PTS	GF	GA	FINISH
2017-18	Flint Firebirds	68	20	43	-	3	2	45	194	316	5th West
2016-17	Flint Firebirds	68	32	28	-	3	5	72	229	242	4th West
2015-16	Flint Firebirds	68	20	42	-	4	2	46	184	279	5th West
2014-15	Plymouth Whalers	68	23	38	-	5	2	53	195	255	4th West
2013-14	Plymouth Whalers	68	28	33	-	0	7	63	187	238	4th West
2012-13	Plymouth Whalers	68	42	17	-	5	4	93	292	202	1st West
2011-12	Plymouth Whalers	68	47	18	-	2	1	97	279	205	1st West
2010-11	Plymouth Whalers	68	36	26	-	2	4	78	249	219	3rd West
2009-10	Plymouth Whalers	68	38	27	-	1	2	79	245	201	2nd West
2008-09	Plymouth Whalers	68	37	26	-	5	0	79	224	218	2nd West
2007-08	Plymouth Whalers	68	34	28	-	2	4	74	228	223	5th West
2006-07	Plymouth Whalers	68	49	14	-	2	3	103	299	173	1st West
2005-06	Plymouth Whalers	68	35	28	-	1	4	75	227	224	1st West
2004-05	Plymouth Whalers	68	30	29	6	3	-	69	198	204	2nd West
2003-04	Plymouth Whalers	68	32	24	9	3	-	76	220	204	2nd West
2002-03	Plymouth Whalers	68	43	14	9	2	-	97	259	174	1st West
2001-02	Plymouth Whalers	68	39	15	12	2	-	92	249	166	1st West
2000-01	Plymouth Whalers	68	43	15	5	5	-	96	253	162	1st West
1999-00	Plymouth Whalers	68	45	18	4	1	-	95	256	172	1st West
1998-99	Plymouth Whalers	68	51	13	4	-	-	106	313	162	1st West
1997-98	Plymouth Whalers	66	37	22	7	-	-	81	279	223	2nd Western
1996-97	Detroit Whalers	66	26	34	6	-	-	58	230	270	4th Western
1995-96	Detroit Whalers	66	40	22	4	-	-	84	319	243	1st Western
1994-95	Detroit Jr. Red Wings	66	44	18	4	-	-	92	306	223	1st Western
1993-94	Detroit Jr. Red Wings	66	42	20	4	-	-	88	312	237	1st Emms
1992-93	Detroit Jr. Red Wings	66	37	22	7	-	-	81	336	264	2nd Emms
1991-92	Detroit Compuware Ambassadors	66	23	42	1	-	-	47	279	353	7th Emms
1990-91	Detroit Compuware Ambassadors	66	11	50	5	-	-	27	213	378	8th Emms
	Franchise Totals	1,888	984	726	87	51	40	2,146	7,054	6,430	Pct. .568

GUELPH STORM

SEASON	NAME	GP	W	L	T	OTL	SOL	PTS	GF	GA	FINISH
2017-18	Guelph Storm	68	30	29	-	5	4	69	228	263	4th Midwest
2016-17	Guelph Storm	68	21	40	-	5	2	49	202	297	5th Midwest
2015-16	Guelph Storm	68	13	49	-	4	2	32	156	297	5th Midwest
2014-15	Guelph Storm	68	38	26	-	2	2	80	237	237	3rd Midwest
2013-14	Guelph Storm	68	52	12	-	2	2	108	340	191	1st Midwest
2012-13	Guelph Storm	68	39	23	-	2	4	84	253	210	4th Midwest
2011-12	Guelph Storm	68	31	31	-	2	4	68	234	238	4th Midwest
2010-11	Guelph Storm	68	34	27	-	4	3	75	249	258	4th Midwest
2009-10	Guelph Storm	68	35	29	-	3	1	74	242	255	3rd Midwest
2008-09	Guelph Storm	68	35	26	-	4	3	77	226	209	2nd Midwest
2007-08	Guelph Storm	68	34	25	-	5	4	77	213	187	3rd Midwest
2006-07	Guelph Storm	68	33	23	-	3	9	78	215	200	3rd Midwest

2005-06	Guelph Storm	68	40	24	-	1	3	84	232	206	3rd Midwest
2004-05	Guelph Storm	68	23	34	10	1	-	57	167	189	5th Midwest
2003-04	Guelph Storm	68	49	14	5	0	-	103	276	182	2nd Midwest
2002-03	Guelph Storm	68	29	28	9	2	-	69	217	208	3rd Midwest
2001-02	Guelph Storm	68	37	23	7	1	-	82	264	235	2nd Midwest
2000-01	Guelph Storm	68	34	23	9	2	-	79	227	205	2nd Midwest
1999-00	Guelph Storm	68	29	34	4	1	-	63	250	256	4th Midwest
1998-99	Guelph Storm	68	44	22	2	-	-	90	300	218	1st Midwest
1997-98	Guelph Storm	66	42	18	6	-	-	90	263	189	1st Central
1996-97	Guelph Storm	66	35	25	6	-	-	78	300	251	2nd Central
1995-96	Guelph Storm	66	45	16	5	-	-	95	297	186	1st Central
1994-95	Guelph Storm	66	47	14	5	-	-	99	330	200	1st Central
1993-94	Guelph Storm	66	32	28	6	-	-	70	323	290	3rd Emms
1992-93	Guelph Storm	66	27	33	6	-	-	60	298	360	7th Emms
1991-92	Guelph Storm	66	4	51	11	-	-	19	235	425	8th Emms
1990-91	Dukes of Hamilton	66	17	43	6	-	-	40	270	379	6th Emms
1989-90	Dukes of Hamilton	66	11	49	6	-	-	28	211	371	7th Leyden
1988-89	Toronto Marlboros	66	32	31	3	-	-	67	319	332	3rd, Leyden
1987-88	Toronto Marlboros	66	26	39	1	-	-	53	292	348	6th, Leyden
1986-87	Toronto Marlboros	66	22	41	3	-	-	47	298	376	7th, Leyden
1985-86	Toronto Marlboros	66	22	41	3	-	-	47	297	345	6th, Leyden
1984-85	Toronto Marlboros	66	35	28	3	-	-	73	315	302	3rd, Leyden
1983-84	Toronto Marlboros	70	45	24	1	-	-	91	392	317	2nd, Leyden
1982-83	Toronto Marlboros	70	36	29	5	-	-	77	325	311	4th, Leyden
1981-82	Toronto Marlboros	68	37	31	0	-	-	74	316	290	4th, Leyden
1980-81	Toronto Marlboros	68	31	37	0	-	-	62	298	336	4th, Emms
1979-80	Toronto Marlboros	68	33	32	3	-	-	69	342	310	2nd, Emms
1978-79	Toronto Marlboros	68	27	40	1	-	-	55	308	351	5th, Emms
1977-78	Toronto Marlboros	68	24	36	8	-	-	56	263	341	5th, Emms
1976-77	Toronto Marlboros	66	31	23	12	-	-	74	335	286	3rd, Emms
1975-76	Toronto Marlboros	66	26	30	10	-	-	62	278	294	3rd, Emms
1974-75	Toronto Marlboros	70	48	13	9	-	-	105	469	303	1st, OMJHL
1973-74	Toronto Marlboros	70	30	31	9	-	-	69	293	276	8th, OHA
1972-73	Toronto Marlboros	63	47	7	9	-	-	103	416	199	1st, OHA
1971-72	Toronto Marlboros	63	45	15	3	-	-	93	363	256	1st, OHA
1970-71	Toronto Marlboros	62	28	26	8	-	-	64	353	304	5th, OHA
1969-70	Toronto Marlboros	54	26	17	11	-	-	63	239	201	4th, OHA
1968-69	Toronto Marlboros	54	21	27	6	-	-	48	222	239	6th, OHA
1967-68	Toronto Marlboros	54	31	17	6	-	-	68	273	179	5th, OHA
1966-67	Toronto Marlboros	48	23	15	10	-	-	56	208	184	3rd, OHA
1965-66	Toronto Marlboros	48	20	18	10	-	-	50	203	211	6th, OHA
1964-65	Toronto Marlboros	56	32	17	7	-	-	71	259	222	2nd, OHA
1963-64	Toronto Marlboros	56	40	9	7	-	-	87	336	195	1st, OHA
1962-63	Toronto Marlboros	40	22	12	6	-	-	50	217	159	2nd, Metro Jr
1961-62	Toronto Marlboros	33	18	9	6	-	-	44	141	103	2nd, Metro Jr
1960-61	Toronto Marlboros	48	9	30	9	-	-	27	136	211	7th, OHA
1959-60	Toronto Marlboros	48	28	17	3	-	-	59	222	180	1st, OHA
1958-59	Toronto Marlboros	54	19	27	8	-	-	46	160	213	6th, OHA
1957-58	Toronto Marlboros	52	21	21	10	-	-	52	210	186	4th, OHA
1956-57	Toronto Marlboros	52	35	14	3	-	-	73	189	133	2nd, OHA
1955-56	Toronto Marlboros	48	23	21	4	-	-	50	174	164	4th, OHA
1954-55	Toronto Marlboros	49	29	17	3	-	-	61	189	142	3rd, OHA
1953-54	Toronto Marlboros	59	34	18	7	-	-	75	242	160	2nd, OHA
1952-53	Toronto Marlboros	56	32	17	7	-	-	71	199	139	2nd, OHA
1951-52	Toronto Marlboros	53	39	8	6	-	-	84	302	146	1st, OHA
1950-51	Toronto Marlboros	54	32	16	6	-	-	70	220	167	2nd, OHA
1949-50	Toronto Marlboros	48	37	9	2	-	-	76	253	119	1st, OHA
1948-49	Toronto Marlboros	48	20	24	4	-	-	44	168	176	6th, OHA
1947-48	Toronto Marlboros	32	12	20	0	-	-	30	97	149	7th, OHA
1946-47	Toronto Marlboros	36	20	16	0	-	-	40	87	84	5th, OHA
1945-46	Toronto Marlboros	28	11	16	1	-	-	23	78	111	5th, OHA
1944-45	Toronto Marlboros	20	2	18	0	-	-	4	52	141	6th, OHA
1943-44	Toronto Marlboros	26	8	15	1	-	-	18	73	122	4th, Group 1
1942-43	Toronto Marlboros	21	8	12	1	-	-	17	105	119	6th, OHA
1941-42	Toronto Marlboros	24	12	10	2	-	-	26	73	79	4th, OHA
1940-41	Toronto Marlboros	17	13	3	1	-	-	25	113	51	1st, OHA
1939-40	Toronto Marlboros	19	11	5	3	-	-	25	106	49	2nd, OHA
1938-39	Toronto Marlboros	14	4	9	1	-	-	9	33	53	3rd, Group 1
1937-38	Toronto Marlboros	12	12	0	0	-	-	24	80	27	1st, OHA
	Franchise Totals	4,585	2,269	1,877	345	49	43	4,984	19,186	17,883	Pct. .544

HAMILTON BULLDOGS

SEASON	NAME	GP	W	L	T	OTL	SOL	PTS	GF	GA	FINISH
2017-18	Hamilton Bulldogs	68	43	18	-	4	3	93	252	207	1st East
2016-17	Hamilton Bulldogs	68	33	27	-	4	4	74	238	225	4th East
2015-16	Hamilton Bulldogs	68	25	35	-	8	0	58	197	260	5th East

2014-15	Belleville Bulls	68	27	33	-	3	5	62	203	246	4th East
2013-14	Belleville Bulls	68	23	38	-	4	3	53	206	285	4th East
2012-13	Belleville Bulls	68	44	16	-	5	3	96	228	167	1st East
2011-12	Belleville Bulls	68	35	32	-	1	0	71	200	221	2nd East
2010-11	Belleville Bulls	68	21	43	-	0	4	46	175	271	4th East
2009-10	Belleville Bulls	68	20	40	-	2	6	48	189	263	5th East
2008-09	Belleville Bulls	68	47	17	-	2	2	98	258	176	1st East
2007-08	Belleville Bulls	68	48	14	-	4	2	102	280	175	1st East
2006-07	Belleville Bulls	68	39	24	-	0	5	83	260	227	1st East
2005-06	Belleville Bulls	68	32	28	-	5	3	72	202	225	3rd East
2004-05	Belleville Bulls	68	29	29	6	4	-	68	176	208	3rd East
2003-04	Belleville Bulls	68	15	44	8	1	-	39	172	279	5th East
2002-03	Belleville Bulls	68	33	27	6	2	-	74	195	200	3rd East
2001-02	Belleville Bulls	68	39	23	4	2	-	84	279	218	1st East
2000-01	Belleville Bulls	68	37	23	5	3	-	82	275	224	1st East
1999-00	Belleville Bulls	68	44	22	2	0	-	90	319	227	2nd East
1998-99	Belleville Bulls	68	39	22	7	-	-	85	334	246	2nd East
1997-98	Belleville Bulls	66	41	22	3	-	-	85	315	239	2nd Eastern
1996-97	Belleville Bulls	66	22	37	7	-	-	51	235	278	5th Eastern
1995-96	Belleville Bulls	66	35	26	5	-	-	75	300	250	3rd Eastern
1994-95	Belleville Bulls	66	32	31	3	-	-	67	295	287	4th Eastern
1993-94	Belleville Bulls	66	32	28	6	-	-	70	303	264	4th Leyden
1992-93	Belleville Bulls	66	21	34	11	-	-	53	280	315	6th Leyden
1991-92	Belleville Bulls	66	27	27	12	-	-	66	314	293	6th Leyden
1990-91	Belleville Bulls	66	38	21	7	-	-	83	324	280	3rd Leyden
1989-90	Belleville Bulls	66	36	26	4	-	-	76	301	247	5th Leyden
1988-89	Belleville Bulls	66	27	35	4	-	-	58	292	322	6th Leyden
1987-88	Belleville Bulls	66	32	30	4	-	-	68	297	275	4th Leyden
1986-87	Belleville Bulls	66	26	39	1	-	-	53	292	347	5th Leyden
1985-86	Belleville Bulls	66	37	27	2	-	-	76	305	268	2nd Leyden
1984-85	Belleville Bulls	66	42	24	0	-	-	84	390	278	2nd Leyden
1983-84	Belleville Bulls	70	33	37	0	-	-	66	319	304	5th Leyden
1982-83	Belleville Bulls	70	34	36	0	-	-	68	342	332	6th Leyden
1981-82	Belleville Bulls	68	24	42	2	-	-	50	280	326	7th Leyden
Franchise Totals		2,492	1,212	1,077	109	54	40	2,627	9,822	9,455	Pct. .527

KINGSTON FRONTENACS

SEASON	NAME	GP	W	L	T	OTL	SOL	PTS	GF	GA	FINISH
2017-18	Kingston Frontenacs	68	36	23	-	6	3	81	243	202	2nd East
2016-17	Kingston Frontenacs	68	33	26	-	5	4	75	179	200	3rd in East
2015-16	Kingston Frontenacs	68	46	17	-	3	2	97	252	189	1st in East
2014-15	Kingston Frontenacs	68	32	28	-	5	3	72	196	197	3rd in East
2013-14	Kingston Frontenacs	68	39	23	-	3	3	84	301	255	3rd in East
2012-13	Kingston Frontenacs	68	27	35	-	3	3	60	217	273	3rd in East
2011-12	Kingston Frontenacs	68	19	41	-	3	5	46	188	290	5th in East
2010-11	Kingston Frontenacs	68	29	30	-	4	5	67	245	279	3rd in East
2009-10	Kingston Frontenacs	68	33	30	-	2	3	71	229	251	2nd in East
2008-09	Kingston Frontenacs	68	18	40	-	6	4	46	200	278	5th in East
2007-08	Kingston Frontenacs	68	25	41	-	0	2	52	230	317	5th in East
2006-07	Kingston Frontenacs	68	31	30	-	5	2	69	269	284	3rd in East
2005-06	Kingston Frontenacs	68	37	24	-	4	3	81	258	237	2nd in East
2004-05	Kingston Frontenacs	68	28	33	4	3	-	63	219	242	4th in East
2003-04	Kingston Frontenacs	68	30	28	7	3	-	70	210	221	2nd in East
2002-03	Kingston Frontenacs	68	25	37	2	4	-	56	222	287	5th in East
2001-02	Kingston Frontenacs	68	18	37	9	4	-	49	197	272	5th in East
2000-01	Kingston Frontenacs	68	28	28	11	1	-	68	232	218	4th in East
1999-00	Kingston Frontenacs	68	38	22	5	3	-	84	258	245	3rd in East
1998-99	Kingston Frontenacs	68	22	42	4	-	-	48	240	320	5th in East
1997-98	Kingston Frontenacs	66	35	27	4	-	-	74	330	275	3rd in Eastern
1996-97	Kingston Frontenacs	66	25	35	6	-	-	56	257	277	4th in Eastern
1995-96	Kingston Frontenacs	66	29	31	6	-	-	64	266	267	5th in Eastern
1994-95	Kingston Frontenacs	66	40	19	7	-	-	87	284	224	1st in Eastern
1993-94	Kingston Frontenacs	66	30	28	8	-	-	68	265	259	5th in Eastern
1992-93	Kingston Frontenacs	66	36	19	11	-	-	83	314	265	2nd in Leyden
1991-92	Kingston Frontenacs	66	16	44	6	-	-	38	241	316	8th in Leyden
1990-91	Kingston Frontenacs	66	15	47	4	-	-	34	255	382	8th in Leyden
1989-90	Kingston Frontenacs	66	42	21	3	-	-	87	300	232	2nd in Leyden
1988-89	Kingston Raiders	66	25	36	5	-	-	55	278	313	7th in Leyden
1987-88	Kingston Canadians	66	14	52	0	-	-	28	246	432	7th in Leyden
1986-87	Kingston Canadians	66	26	39	1	-	-	53	287	316	4th in Leyden
1985-86	Kingston Canadians	66	35	28	3	-	-	73	297	257	4th in Leyden
1984-85	Kingston Canadians	66	18	47	1	-	-	37	239	380	7th in Leyden
1983-84	Kingston Canadians	70	25	45	0	-	-	50	313	378	7th in Leyden
1982-83	Kingston Canadians	70	24	45	1	-	-	49	351	425	7th in Leyden
1981-82	Kingston Canadians	68	29	34	5	-	-	63	302	316	5th in Leyden
1980-81	Kingston Canadians	68	39	26	3	-	-	81	334	273	3rd in Leyden

1979-80	Kingston Canadians	68	35	26	7	-	-	77	320	298	4th in Leyden
1978-79	Kingston Canadians	68	26	38	4	-	-	56	265	306	5th in Leyden
1977-78	Kingston Canadians	68	27	32	9	-	-	63	288	323	4th in Leyden
1976-77	Kingston Canadians	66	32	24	10	-	-	74	295	259	3rd in Leyden
1975-76	Kingston Canadians	66	33	24	9	-	-	75	357	316	3rd in Leyden
1974-75	Kingston Canadians	70	25	35	10	-	-	60	297	345	8th in OMJHL
1973-74	Kingston Canadians	70	20	43	7	-	-	47	256	378	10th in OHA
	Franchise Totals	3,036	1,295	1,460	172	67	42	2,871	11,822	12,869	Pct. .473

KITCHENER RANGERS

SEASON	NAME	GP	W	L	T	OTL	SOL	PTS	GF	GA	FINISH
2017-18	Kitchener Rangers	68	43	21	-	3	1	90	246	218	1st Midwest
2016-17	Kitchener Rangers	68	36	27	-	3	2	77	244	251	4th Midwest
2015-16	Kitchener Rangers	68	44	17	-	5	2	95	256	197	3rd Midwest
2014-15	Kitchener Rangers	68	32	26	-	3	7	74	216	221	5th Midwest
2013-14	Kitchener Rangers	68	22	41	-	2	3	49	200	280	5th Midwest
2012-13	Kitchener Rangers	68	39	20	-	1	8	87	216	185	3rd Midwest
2011-12	Kitchener Rangers	68	42	24	-	1	1	86	253	211	2nd Midwest
2010-11	Kitchener Rangers	68	38	21	-	4	5	85	256	217	2nd Midwest
2009-10	Kitchener Rangers	68	42	19	-	4	3	91	286	236	2nd Midwest
2008-09	Kitchener Rangers	68	26	37	-	3	2	57	208	254	5th Midwest
2007-08	Kitchener Rangers	68	53	11	-	1	3	110	289	174	1st Midwest
2006-07	Kitchener Rangers	68	47	17	-	1	3	98	262	187	2nd Midwest
2005-06	Kitchener Rangers	68	47	19	-	1	1	96	255	165	2nd Midwest
2004-05	Kitchener Rangers	68	35	20	9	4	-	83	235	187	3rd Midwest
2003-04	Kitchener Rangers	68	34	26	6	2	-	76	254	235	3rd Midwest
2002-03	Kitchener Rangers	68	46	14	5	3	-	100	275	188	1st Midwest
2001-02	Kitchener Rangers	68	35	22	10	1	-	81	257	190	3rd Midwest
2000-01	Kitchener Rangers	68	26	36	6	0	-	58	218	247	5th Midwest
1999-00	Kitchener Rangers	68	28	30	6	4	-	66	229	256	2nd Midwest
1998-99	Kitchener Rangers	68	23	39	6	-	-	52	205	257	4th Midwest
1997-98	Kitchener Rangers	66	27	29	10	-	-	64	224	239	3rd Central
1996-97	Kitchener Rangers	66	34	22	10	-	-	78	274	235	1st Central
1995-96	Kitchener Rangers	66	35	28	3	-	-	73	253	230	2nd Central
1994-95	Kitchener Rangers	66	18	42	6	-	-	42	216	296	5th Central
1993-94	Kitchener Rangers	66	32	30	4	-	-	68	286	316	6th Emms
1992-93	Kitchener Rangers	66	26	31	9	-	-	61	280	314	6th Emms
1991-92	Kitchener Rangers	66	29	30	7	-	-	65	283	282	4th Emms
1990-91	Kitchener Rangers	66	28	30	8	-	-	64	301	293	5th Emms
1989-90	Kitchener Rangers	66	38	21	7	-	-	83	358	259	2nd Emms
1988-89	Kitchener Rangers	66	41	19	6	-	-	88	318	251	1st Emms
1987-88	Kitchener Rangers	66	26	39	1	-	-	53	263	329	6th Emms
1986-87	Kitchener Rangers	66	32	31	3	-	-	67	293	305	4th Emms
1985-86	Kitchener Rangers	66	35	27	4	-	-	86	330	240	3rd Emms
1984-85	Kitchener Rangers	66	27	35	4	-	-	58	282	319	6th Emms
1983-84	Kitchener Rangers	70	52	16	2	-	-	106	418	276	1st Emms
1982-83	Kitchener Rangers	70	45	23	2	-	-	92	393	292	2nd Emms
1981-82	Kitchener Rangers	68	44	21	3	-	-	91	322	247	1st Emms
1980-81	Kitchener Rangers	68	34	33	1	-	-	69	321	320	1st Emms
1979-80	Kitchener Rangers	68	17	51	0	-	-	34	276	425	6th Emms
1978-79	Kitchener Rangers	68	29	35	4	-	-	62	316	356	4th Emms
1977-78	Kitchener Rangers	68	26	34	8	-	-	60	270	303	4th Emms
1976-77	Kitchener Rangers	66	26	32	8	-	-	60	320	380	4th Emms
1975-76	Kitchener Rangers	66	26	35	5	-	-	57	298	384	4th Emms
1974-75	Kitchener Rangers	70	17	47	6	-	-	40	239	351	11th OMJHL
1973-74	Kitchener Rangers	70	43	18	9	-	-	95	377	229	1st OHA
1972-73	Kitchener Rangers	63	16	41	6	-	-	38	244	368	8th OHA
1971-72	Kitchener Rangers	63	31	24	8	-	-	70	317	259	5th OHA
1970-71	Kitchener Rangers	62	26	32	4	-	-	56	267	283	6th OHA
1969-70	Kitchener Rangers	54	22	28	4	-	-	48	210	236	7th OHA
1968-69	Kitchener Rangers	54	9	40	5	-	-	23	155	310	10th OHA
1967-68	Kitchener Rangers	54	38	10	6	-	-	82	326	175	1st OHA
1966-67	Kitchener Rangers	48	28	12	8	-	-	64	213	164	1st OHA
1965-66	Kitchener Rangers	48	16	23	9	-	-	41	160	183	7th OHA
1964-65	Kitchener Rangers	56	19	32	5	-	-	43	225	284	6th OHA
1963-64	Kitchener Rangers	56	9	41	6	-	-	24	142	316	8th OHA
1962-63	Guelph Royals	50	9	35	6	-	-	24	158	257	6th OHA
1961-62	Guelph Royals	50	18	26	6	-	-	42	194	236	5th OHA
1960-61	Guelph Royals	48	30	9	9	-	-	69	255	165	1st OHA
1959-60	Guelph Biltmore Mad Hatters	48	19	21	8	-	-	46	197	185	6th OHA
1958-59	Guelph Biltmore Mad Hatters	54	23	18	13	-	-	59	220	226	3rd OHA
1957-58	Guelph Biltmore Mad Hatters	52	13	34	5	-	-	31	137	273	7th OHA
1956-57	Guelph Biltmore Mad Hatters	52	37	12	3	-	-	77	237	143	1st OHA
1955-56	Guelph Biltmore Mad Hatters	48	25	20	3	-	-	53	262	195	3rd OHA
1954-55	Guelph Biltmore Mad Hatters	49	32	15	2	-	-	66	211	158	2nd OHA
1953-54	Guelph Biltmore Mad Hatters	59	26	31	2	-	-	54	248	268	6th OHA

1952-53	Guelph Biltmore Mad Hatters	56	22	32	2	-	-	46	212	244	7th OHA
1951-52	Guelph Biltmore Mad Hatters	54	37	13	4	-	-	78	341	197	2nd OHA
1950-51	Guelph Biltmore Mad Hatters	54	31	16	7	-	-	69	256	194	3rd OHA
1949-50	Guelph Biltmore Mad Hatters	48	26	18	4	-	-	56	189	157	4th OHA
1948-49	Guelph Biltmore Mad Hatters	48	20	26	2	-	-	42	169	221	7th OHA
1947-48	Guelph Biltmore Mad Hatters	36	12	23	1	-	-	25	144	168	8th OHA
1941-42	Guelph Biltmore Mad Hatters	24	13	11	0	-	-	26	100	115	3rd OHA
1940-41	Guelph Biltmore Mad Hatters	16	11	5	0	-	-	22	85	75	2nd OHA
1939-40	Guelph Indians	20	10	8	2	-	-	22	88	61	4th OHA
1938-39	Guelph Indians	14	7	5	2	-	-	15	30	38	2nd Group 1
Franchise Totals		4,406	2,117	1,886	320	43	40	4,648	18,117	17,713	Pct. .527

LONDON KNIGHTS

SEASON	NAME	GP	W	L	T	OTL	SOL	PTS	GF	GA	FINISH
2017-18	London Knights	68	39	25	-	2	2	82	233	212	2nd Midwest
2016-17	London Knights	68	46	15	-	3	4	99	289	194	3rd Midwest
2015-16	London Knights	68	51	14	-	2	1	105	319	182	2nd Midwest
2014-15	London Knights	68	40	24	-	1	3	84	289	260	2nd Midwest
2013-14	London Knights	68	49	14	-	1	4	103	316	203	3rd Midwest
2012-13	London Knights	68	50	13	-	2	3	105	279	180	1st Midwest
2011-12	London Knights	68	49	18	-	0	1	99	277	178	1st Midwest
2010-11	London Knights	68	34	29	-	4	1	73	230	253	5th Midwest
2009-10	London Knights	68	49	16	-	1	2	101	273	208	1st Midwest
2008-09	London Knights	68	49	16	-	1	2	101	287	194	1st Midwest
2007-08	London Knights	68	38	24	-	4	2	82	250	230	2nd Midwest
2006-07	London Knights	68	50	14	-	1	3	104	311	231	1st Midwest
2005-06	London Knights	68	49	15	-	1	3	102	304	211	1st Midwest
2004-05	London Knights	68	59	7	2	0	-	120	310	125	1st Midwest
2003-04	London Knights	68	53	11	2	2	-	110	300	147	1st Midwest
2002-03	London Knights	68	31	27	7	3	-	72	220	205	2nd Midwest
2001-02	London Knights	68	24	27	10	7	-	65	210	249	5th West
2000-01	London Knights	68	26	34	5	3	-	60	222	263	4th West
1999-00	London Knights	68	22	36	7	3	-	54	186	250	5th West
1998-99	London Knights	68	34	30	4	-	-	72	260	217	3rd West
1997-98	London Knights	66	40	21	5	-	-	85	301	238	1st Western
1996-97	London Knights	66	13	51	2	-	-	28	215	365	5th Western
1995-96	London Knights	66	3	60	3	-	-	9	179	435	5th Western
1994-95	London Knights	66	18	44	4	-	-	40	210	309	4th Western
1993-94	London Knights	66	32	30	4	-	-	68	293	279	5th Emms
1992-93	London Knights	66	32	27	7	-	-	71	323	292	3rd Emms
1991-92	London Knights	66	37	25	4	-	-	78	310	260	3rd Emms
1990-91	London Knights	66	38	25	3	-	-	79	301	270	3rd Emms
1989-90	London Knights	66	41	19	6	-	-	88	313	246	1st Emms
1988-89	London Knights	66	37	25	4	-	-	78	311	264	3rd Emms
1987-88	London Knights	66	40	22	4	-	-	84	309	273	2nd Emms
1986-87	London Knights	66	25	39	2	-	-	52	259	329	7th Emms
1985-86	London Knights	66	28	33	5	-	-	61	271	292	6th Emms
1984-85	London Knights	66	43	22	1	-	-	87	340	276	2nd Emms
1983-84	London Knights	70	32	37	1	-	-	65	288	319	4th Emms
1982-83	London Knights	70	32	37	1	-	-	65	336	339	5th Emms
1981-82	London Knights	68	35	30	3	-	-	73	359	328	3rd Emms
1980-81	London Knights	68	20	48	0	-	-	40	300	388	6th Emms
1979-80	London Knights	68	26	38	4	-	-	56	328	334	5th Emms
1978-79	London Knights	68	37	29	2	-	-	76	310	287	2nd Emms
1977-78	London Knights	68	35	22	11	-	-	81	333	251	1st Emms
1976-77	London Knights	66	51	13	2	-	-	104	379	203	2nd Emms
1975-76	London Knights	66	31	26	9	-	-	71	317	256	2nd Emms
1974-75	London Knights	70	26	37	7	-	-	59	296	368	9th OHA
1973-74	London Knights	70	36	27	7	-	-	79	282	250	4th OHA
1972-73	London Knights	63	33	22	8	-	-	74	334	246	4th OHA
1971-72	London Knights	63	23	31	9	-	-	55	253	285	8th OHA
1970-71	London Knights	62	19	35	8	-	-	46	232	281	8th OHA
1969-70	London Knights	54	22	25	7	-	-	51	209	238	6th OHA
1968-69	London Knights	54	19	26	9	-	-	47	242	258	7th OHA
1967-68	London Nationals	54	17	31	6	-	-	40	177	262	7th OHA
1966-67	London Nationals	48	18	21	9	-	-	45	185	214	6th OHA
1965-66	London Nationals	48	12	29	7	-	-	31	149	235	9th OHA
Franchise Totals		3,482	1,793	1,416	201	41	31	3,859	14,609	13,662	Pct. .554

MISSISSAUGA STEELHEADS

SEASON	NAME	GP	W	L	T	OTL	SOL	PTS	GF	GA	FINISH
2017-18	Mississauga Steelheads	68	33	32	-	1	2	69	251	250	4th Central
2016-17	Mississauga Steelheads	68	34	21	-	6	7	81	240	219	1st Central
2015-16	Mississauga Steelheads	68	33	30	-	2	3	71	215	229	4th Central
2014-15	Mississauga Steelheads	68	25	40	-	2	1	53	178	265	4th Central

2013-14	Mississauga Steelheads	68	24	38	-	1	5	54	167	267	5th Central
2012-13	Mississauga Steelheads	68	26	34	-	0	8	60	179	221	5th Central
2011-12	Mississauga St. Michael's Majors	68	33	28	-	1	6	73	201	219	5th (Central)
2010-11	Mississauga St. Michael's Majors	68	53	13	-	0	2	108	287	170	1st (Central)
2009-10	Mississauga St. Michael's Majors	68	42	20	-	4	2	90	222	175	2nd (Central)
2008-09	Mississauga St. Michael's Majors	68	39	26	-	1	2	81	229	208	2nd (Central)
2007-08	Mississauga St. Michael's Majors	68	31	32	-	2	3	67	203	243	3rd (Central)
2006-07	Toronto St. Michael's Majors	68	20	41	-	4	3	47	225	325	5th Central
2005-06	Toronto St. Michael's Majors	68	32	26	-	6	4	74	259	285	4th Central
2004-05	Toronto St. Michael's Majors	68	29	30	6	3	-	67	177	202	5th Central
2003-04	Toronto St. Michael's Majors	68	38	21	7	2	-	85	210	187	1st Central
2002-03	Toronto St. Michael's Majors	68	32	24	7	5	-	76	207	214	2nd Central
2001-02	Toronto St. Michael's Majors	68	40	19	8	1	-	89	230	177	1st Central
2000-01	Toronto St. Michael's Majors	68	35	23	8	2	-	80	213	188	2nd Central
1999-00	Toronto St. Michael's Majors	68	18	44	2	4	-	42	203	281	4th Central
1998-99	Toronto St. Michael's Majors	68	20	42	6	-	-	46	214	316	4th Central
1997-98	Toronto St. Michael's Majors	66	15	42	9	-	-	39	154	265	6th Eastern
Franchise Totals		1,426	652	626	53	47	48	1,452	4,464	4,906	Pct. .509

NIAGARA ICEDOGS

SEASON	NAME	GP	W	L	T	OTL	SOL	PTS	GF	GA	FINISH
2017-18	Niagara IceDogs	68	35	23	-	7	3	80	240	235	2nd Central
2016-17	Niagara IceDogs	68	23	35	-	6	4	56	207	274	3rd Central
2015-16	Niagara IceDogs	68	35	26	-	4	3	77	213	198	3rd Central
2014-15	Niagara IceDogs	68	37	27	-	2	2	78	274	237	3rd Central
2013-14	Niagara IceDogs	68	24	35	-	3	6	57	223	284	4th Central
2012-13	Niagara IceDogs	68	30	34	-	2	2	64	227	250	4th Central
2011-12	Niagara IceDogs	68	47	18	-	0	3	97	291	169	1st Central
2010-11	Niagara IceDogs	68	45	17	-	2	4	96	273	197	2nd Central
2009-10	Niagara IceDogs	68	26	34	-	2	6	60	191	233	4th Central
2008-09	Niagara IceDogs	68	26	31	-	5	6	63	213	264	4th Central
2007-08	Niagara IceDogs	68	42	25	-	0	1	85	272	214	2nd Central
2006-07	Mississauga IceDogs	68	43	21	-	0	4	90	326	251	2nd Central
2005-06	Mississauga IceDogs	68	21	40	-	5	2	49	192	299	5th Central
2004-05	Mississauga IceDogs	68	34	21	12	1	-	81	207	172	1st Central
2003-04	Mississauga IceDogs	68	36	21	7	4	-	83	217	199	2nd Central
2002-03	Mississauga IceDogs	68	23	31	11	3	-	60	212	231	4th Central
2001-02	Mississauga IceDogs	68	11	47	6	4	-	32	212	327	5th Central
2000-01	Mississauga IceDogs	68	3	56	7	2	-	15	157	380	5th Central
1999-00	Mississauga IceDogs	68	9	56	1	2	-	21	160	346	5th Central
1998-99	Mississauga IceDogs	68	4	61	3	-	-	16	145	426	5th Central
Franchise Totals		1,360	554	659	47	54	46	1,260	4,452	5,186	Pct. .463

NORTH BAY BATTALION

SEASON	NAME	GP	W	L	T	OTL	SOL	PTS	GF	GA	FINISH
2017-18	North Bay Battalion	68	30	28	-	7	3	70	213	237	3rd Central
2016-17	North Bay Battalion	68	24	38	-	5	1	54	192	260	4th Central
2015-16	North Bay Battalion	68	35	23	-	6	4	80	240	227	2nd Central
2014-15	North Bay Battalion	68	37	20	-	6	5	85	237	195	2nd Central
2013-14	North Bay Battalion	68	38	24	-	4	2	82	220	189	1st Central
2012-13	Brampton Battalion	68	34	25	-	3	6	77	193	190	2nd Central
2011-12	Brampton Battalion	68	36	22	-	3	7	82	202	188	3rd Central
2010-11	Brampton Battalion	68	29	32	-	1	6	65	190	214	3rd Central
2009-10	Brampton Battalion	68	25	29	-	7	7	64	167	181	3rd Central
2008-09	Brampton Battalion	68	47	19	-	1	1	96	264	184	1st Central
2007-08	Brampton Battalion	68	42	22	-	1	3	88	264	187	1st Central
2006-07	Brampton Battalion	68	27	36	-	1	4	59	214	277	4th Central
2005-06	Brampton Battalion	68	44	21	-	1	2	91	272	222	1st Central
2004-05	Brampton Battalion	68	33	24	9	2	-	77	214	200	3rd Central
2003-04	Brampton Battalion	68	25	32	9	2	-	61	180	221	4th Central
2002-03	Brampton Battalion	68	34	24	6	4	-	78	239	202	1st Central
2001-02	Brampton Battalion	68	26	35	5	2	-	59	215	258	5th Midwest
2000-01	Brampton Battalion	68	33	22	9	4	-	79	231	210	3rd Midwest
1999-2000	Brampton Battalion	68	25	28	11	4	-	65	213	226	3rd Midwest
1998-99	Brampton Battalion	68	8	57	3	-	-	19	198	362	5th Midwest
Franchise Totals		1,360	632	561	52	64	51	1,431	4,358	4,430	Pct. .526

OSHAWA GENERALS

SEASON	NAME	GP	W	L	T	OTL	SOL	PTS	GF	GA	FINISH
2017-18	Oshawa Generals	68	36	29	-	3	0	75	250	243	3rd East
2016-17	Oshawa Generals	68	40	23	-	3	2	85	228	215	2nd East
2015-16	Oshawa Generals	68	27	33	-	4	4	62	197	235	4th East
2014-15	Oshawa Generals	68	51	11	-	2	4	108	292	157	1st East
2013-14	Oshawa Generals	68	42	20	-	0	6	90	232	187	1st East
2012-13	Oshawa Generals	68	42	22	-	1	3	88	235	192	2nd East
2011-12	Oshawa Generals	68	31	30	-	4	3	69	242	241	4th East

2010-11	Oshawa Generals	68	39	19	-	4	6	88	273	240	2nd East
2009-10	Oshawa Generals	68	24	39	-	3	2	53	216	299	4th East
2008-09	Oshawa Generals	68	25	35	-	2	5	57	213	282	4th East
2007-08	Oshawa Generals	68	38	17	-	6	7	89	290	262	2nd East
2006-07	Oshawa Generals	68	31	29	-	3	5	70	292	320	2nd East
2005-06	Oshawa Generals	68	18	45	-	4	1	41	233	330	5th East
2004-05	Oshawa Generals	68	15	48	3	2	-	35	173	289	5th East
2003-04	Oshawa Generals	68	30	29	8	1	-	69	188	206	3rd East
2002-03	Oshawa Generals	68	34	30	2	2	-	72	243	225	4th East
2001-02	Oshawa Generals	68	23	33	7	5	-	58	205	247	4th East
2000-01	Oshawa Generals	68	20	36	7	5	-	52	184	254	5th East
1999-00	Oshawa Generals	68	32	30	4	2	-	70	227	224	5th East
1998-99	Oshawa Generals	68	39	24	5	-	-	83	280	217	3rd East
1997-98	Oshawa Generals	66	26	32	8	-	-	60	214	247	4th East
1996-97	Oshawa Generals	66	41	18	7	-	-	89	287	202	2nd East
1995-96	Oshawa Generals	66	30	28	8	-	-	68	248	238	4th East
1994-95	Oshawa Generals	66	40	21	5	-	-	85	300	242	2nd East
1993-94	Oshawa Generals	66	26	32	8	-	-	60	272	309	6th Leyden
1992-93	Oshawa Generals	66	33	28	5	-	-	71	270	268	3rd Leyden
1991-92	Oshawa Generals	66	31	26	9	-	-	71	274	273	5th Leyden
1990-91	Oshawa Generals	66	47	13	6	-	-	100	382	233	1st Leyden
1989-90	Oshawa Generals	66	42	20	4	-	-	88	334	244	1st Leyden
1988-89	Oshawa Generals	66	36	24	6	-	-	78	337	286	2nd Leyden
1987-88	Oshawa Generals	66	32	31	3	-	-	67	278	288	5th Leyden
1986-87	Oshawa Generals	66	49	14	3	-	-	101	322	201	1st Leyden
1985-86	Oshawa Generals	66	37	27	2	-	-	76	285	257	2nd Leyden
1984-85	Oshawa Generals	66	32	32	2	-	-	66	271	259	5th Leyden
1983-84	Oshawa Generals	70	37	32	1	-	-	75	315	297	4th Leyden
1982-83	Oshawa Generals	70	45	22	3	-	-	93	380	255	3rd Leyden
1981-82	Oshawa Generals	68	40	26	2	-	-	82	335	296	2nd Leyden
1980-81	Oshawa Generals	68	35	30	3	-	-	73	321	352	4th Leyden
1979-80	Oshawa Generals	68	42	26	0	-	-	84	329	275	3rd Leyden
1978-79	Oshawa Generals	68	37	30	1	-	-	75	367	326	3rd Leyden
1977-78	Oshawa Generals	68	30	26	12	-	-	72	320	289	3rd Leyden
1976-77	Oshawa Generals	66	5	57	4	-	-	14	216	444	6th Leyden
1975-76	Oshawa Generals	66	31	27	8	-	-	70	312	299	4th Leyden
1974-75	Oshawa Generals	70	28	33	9	-	-	65	288	306	7th OMJHL
1973-74	Oshawa Generals	70	33	29	8	-	-	74	283	275	6th OHA
1972-73	Oshawa Generals	63	23	32	8	-	-	54	295	310	6th OHA
1971-72	Oshawa Generals	63	35	18	10	-	-	80	296	251	2nd OHA
1970-71	Oshawa Generals	62	18	37	7	-	-	46	232	316	9th OHA
1969-70	Oshawa Generals	54	17	27	10	-	-	44	213	252	8th OHA
1968-69	Oshawa Generals	54	18	28	8	-	-	44	233	268	9th OHA
1967-68	Oshawa Generals	54	12	37	5	-	-	29	177	310	9th OHA
1966-67	Oshawa Generals	48	12	26	10	-	-	34	138	192	9th OHA
1965-66	Oshawa Generals	48	22	18	8	-	-	52	217	178	4th OHA
1964-65	Oshawa Generals	56	23	24	9	-	-	55	224	233	4th OHA
1963-64	Oshawa Generals	56	22	28	6	-	-	50	236	246	6th OHA
1962-63	Oshawa Generals	40	12	23	5	-	-	29	146	222	5th Metro
1952-53	Oshawa Generals	56	24	29	3	-	-	51	230	271	6th OHA
1951-52	Oshawa Generals	54	7	41	6	-	-	20	146	281	10th OHA
1950-51	Oshawa Generals	54	26	26	2	-	-	54	250	231	5th OHA
1949-50	Oshawa Generals	48	12	34	2	-	-	26	160	262	9th OHA
1948-49	Oshawa Generals	48	27	18	3	-	-	57	207	172	3rd OHA
1947-48	Oshawa Generals	36	27	8	1	-	-	55	173	80	2nd OHA
1946-47	Oshawa Generals	36	28	8	0	-	-	56	217	109	2nd OHA
1945-46	Oshawa Generals	28	17	11	0	-	-	34	155	101	3rd OHA
1944-45	Oshawa Generals	20	9	11	0	-	-	18	75	80	4th OHA
1943-44	Oshawa Generals	26	23	3	0	-	-	46	203	69	1st Group 1
1942-43	Oshawa Generals	22	17	5	0	-	-	36	134	72	1st OHA
1941-42	Oshawa Generals	24	17	7	0	-	-	34	143	88	2nd OHA
1940-41	Oshawa Generals	16	10	4	2	-	-	22	101	67	2nd OHA
1939-40	Oshawa Generals	18	15	1	2	-	-	32	120	46	1st OHA
1938-39	Oshawa Generals	14	13	1	0	-	-	36	83	27	1st Group 2
1937-38	Oshawa Generals	12	8	4	0	-	-	16	57	42	2nd OHA
	Franchise Totals	4,146	1,996	1,775	270	56	48	4,381	17,094	16,602	Pct. .528

OTTAWA 67'S

SEASON	NAME	GP	W	L	T	OTL	SOL	PTS	GF	GA	FINISH
2017-18	Ottawa 67's	68	30	29	-	6	3	69	225	260	4th East
2016-17	Ottawa 67's	68	26	34	-	7	1	60	221	271	5th East
2015-16	Ottawa 67's	68	36	29	-	2	1	75	234	219	2nd East
2014-15	Ottawa 67's	68	38	25	-	4	1	81	239	220	2nd East
2013-14	Ottawa 67's	68	23	39	-	3	3	52	222	308	5th East
2012-13	Ottawa 67's	68	16	46	-	0	6	38	208	323	5th East
2011-12	Ottawa 67's	68	40	20	-	5	3	88	268	216	1st East

2010-11	Ottawa 67's	68	44	19	-	3	2	93	278	199	1st East
2009-10	Ottawa 67's	68	37	23	-	5	3	82	246	219	1st East
2008-09	Ottawa 67's	68	40	21	-	5	2	87	272	231	2nd East
2007-08	Ottawa 67's	68	29	34	-	2	3	63	201	237	3rd East
2006-07	Ottawa 67's	68	30	34	-	0	4	64	242	263	4th East
2005-06	Ottawa 67's	68	29	31	-	5	3	66	240	244	4th East
2004-05	Ottawa 67's	68	34	26	7	1	-	76	244	210	2nd East
2003-04	Ottawa 67's	68	29	26	9	4	-	71	238	220	1st East
2002-03	Ottawa 67's	68	44	14	7	3	-	98	318	210	1st East
2001-02	Ottawa 67's	68	36	20	10	2	-	84	262	218	2nd East
2000-01	Ottawa 67's	68	33	21	10	4	-	80	249	201	2nd East
1999-00	Ottawa 67's	68	43	20	4	1	-	91	269	189	1st East
1998-99	Ottawa 67's	68	48	13	7	-	-	103	305	164	1st East
1997-98	Ottawa 67's	66	40	17	9	-	-	89	286	172	1st Eastern
1996-97	Ottawa 67's	66	49	11	6	-	-	104	320	177	1st Eastern
1995-96	Ottawa 67's	66	39	22	5	-	-	83	258	200	1st Eastern
1994-95	Ottawa 67's	66	22	38	6	-	-	50	232	276	6th Eastern
1993-94	Ottawa 67's	66	33	22	11	-	-	77	274	229	2nd Leyden
1992-93	Ottawa 67's	66	16	42	8	-	-	40	220	310	8th Leyden
1991-92	Ottawa 67's	66	32	30	4	-	-	68	280	251	6th Leyden
1990-91	Ottawa 67's	66	39	25	2	-	-	80	301	280	4th Leyden
1989-90	Ottawa 67's	66	38	26	2	-	-	78	320	265	4th Leyden
1988-89	Ottawa 67's	66	30	32	4	-	-	64	295	301	5th Leyden
1987-88	Ottawa 67's	66	38	26	2	-	-	78	341	294	2nd Leyden
1986-87	Ottawa 67's	66	33	28	5	-	-	71	310	280	3rd Leyden
1985-86	Ottawa 67's	66	18	46	2	-	-	38	274	352	7th Leyden
1984-85	Ottawa 67's	66	20	43	3	-	-	43	263	376	6th Leyden
1983-84	Ottawa 67's	70	50	18	2	-	-	102	347	223	1st Leyden
1982-83	Ottawa 67's	70	46	21	3	-	-	95	395	278	1st Leyden
1981-82	Ottawa 67's	68	47	19	2	-	-	96	353	248	1st Leyden
1980-81	Ottawa 67's	68	45	20	3	-	-	93	360	264	2nd Leyden
1979-80	Ottawa 67's	68	45	20	3	-	-	93	402	288	2nd Leyden
1978-79	Ottawa 67's	68	30	38	0	-	-	60	319	344	4th Leyden
1977-78	Ottawa 67's	68	43	18	7	-	-	93	405	308	1st Leyden
1976-77	Ottawa 67's	66	38	23	5	-	-	81	348	288	1st Leyden
1975-76	Ottawa 67's	66	34	23	9	-	-	77	331	291	2nd Leyden
1974-75	Ottawa 67's	70	33	30	7	-	-	73	379	382	4th OMJHL
1973-74	Ottawa 67's	70	30	31	9	-	-	69	293	276	7th OHA
1972-73	Ottawa 67's	63	41	15	7	-	-	89	391	243	3rd OHA
1971-72	Ottawa 67's	63	33	25	5	-	-	71	251	216	4th OHA
1970-71	Ottawa 67's	62	37	19	6	-	-	80	296	218	3rd OHA
1969-70	Ottawa 67's	54	21	23	10	-	-	52	213	206	5th OHA
1968-69	Ottawa 67's	54	20	28	6	-	-	46	214	253	8th OHA
1967-68	Ottawa 67's	54	6	45	3	-	-	15	105	329	10th OHA
Franchise Totals		3,386	1,731	1,348	210	62	35	3,769	14,357	13,040	Pct. .557

OWEN SOUND ATTACK

SEASON	NAME	GP	W	L	T	OTL	SOL	PTS	GF	GA	FINISH
2017-18	Owen Sound Attack	68	38	22	-	3	5	84	289	247	2nd Midwest
2016-17	Owen Sound Attack	68	49	15	-	2	2	102	297	177	2nd Midwest
2015-16	Owen Sound Attack	68	32	25	-	8	3	75	209	222	4th Midwest
2014-15	Owen Sound Attack	68	35	24	-	2	7	79	240	211	4th Midwest
2013-14	Owen Sound Attack	68	31	29	-	3	5	70	205	237	4th Midwest
2012-13	Owen Sound Attack	68	44	18	-	1	5	94	231	165	2nd Midwest
2011-12	Owen Sound Attack	68	32	29	-	3	4	71	234	220	3rd Midwest
2010-11	Owen Sound Attack	68	46	17	-	1	4	97	283	215	1st Midwest
2009-10	Owen Sound Attack	68	27	33	-	4	4	62	221	276	5th Midwest
2008-09	Owen Sound Attack	68	26	27	-	7	8	67	226	258	4th Midwest
2007-08	Owen Sound Attack	68	20	41	-	2	5	47	200	290	4th Midwest
2006-07	Owen Sound Attack	68	31	30	-	3	4	69	256	261	4th Midwest
2005-06	Owen Sound Attack	68	32	29	-	4	3	71	239	239	4th Midwest
2004-05	Owen Sound Attack	68	40	18	7	3	-	90	245	187	2nd Midwest
2003-04	Owen Sound Attack	68	30	27	7	4	-	71	202	210	4th Midwest
2002-03	Owen Sound Attack	68	27	30	7	4	-	65	206	243	4th Midwest
2001-02	Owen Sound Attack	68	24	31	10	3	-	61	200	240	4th Midwest
2000-01	Owen Sound Attack	68	31	27	7	3	-	72	256	236	4th Midwest
1999-00	Owen Sound Platers	68	21	35	6	6	-	54	237	292	5th Midwest
1998-99	Owen Sound Platers	68	39	24	5	-	-	83	312	293	2nd Midwest
1997-98	Owen Sound Platers	66	27	34	5	-	-	59	270	312	4th Central
1996-97	Owen Sound Platers	66	27	37	2	-	-	56	258	318	4th Central
1995-96	Owen Sound Platers	66	29	32	5	-	-	63	274	313	4th Central
1994-95	Owen Sound Platers	66	22	38	6	-	-	50	239	299	3rd Central
1993-94	Owen Sound Platers	66	34	30	2	-	-	70	303	284	4th Emms
1992-93	Owen Sound Platers	66	29	29	8	-	-	66	330	324	4th Emms
1991-92	Owen Sound Platers	66	23	41	2	-	-	48	260	315	6th Emms
1990-91	Owen Sound Platers	66	13	48	5	-	-	31	269	373	7th Emms

1989-90	Owen Sound Platers	66	28	31	7	-	-	63	265	305	4th Emms
1988-89	Guelph Platers	66	26	32	8	-	-	60	257	288	4th Emms
1987-88	Guelph Platers	66	21	40	5	-	-	47	249	318	7th Emms
1986-87	Guelph Platers	66	29	35	2	-	-	60	275	281	6th Emms
1985-86	Guelph Platers	66	41	23	2	-	-	84	297	235	2nd Emms
1984-85	Guelph Platers	66	21	40	5	-	-	47	230	332	7th Emms
1983-84	Guelph Platers	70	20	46	4	-	-	44	252	366	7th Emms
1982-83	Guelph Platers	70	7	63	0	-	-	14	246	555	8th Emms
	Franchise Totals	2,424	1,052	1,130	117	66	59	2,346	9,062	9,937	Pct. .484

PETERBOROUGH PETES

SEASON	NAME	GP	W	L	T	OTL	SOL	PTS	GF	GA	FINISH
2017-18	Peterborough Petes	68	23	39	-	3	3	52	222	283	5th East
2016-17	Peterborough Petes	68	42	21	-	2	3	89	239	221	1st East
2015-16	Peterborough Petes	68	33	28	-	2	5	73	240	259	3rd East
2014-15	Peterborough Petes	68	26	36	-	1	5	58	203	268	5th East
2013-14	Peterborough Petes	68	32	30	-	0	6	70	233	269	3rd East
2012-13	Peterborough Petes	68	26	35	-	3	4	59	202	254	4th East
2011-12	Peterborough Petes	68	27	34	-	3	4	61	219	281	4th East
2010-11	Peterborough Petes	68	20	45	-	1	2	43	195	298	5th East
2009-10	Peterborough Petes	68	29	35	-	1	3	62	231	277	3rd East
2008-09	Peterborough Petes	68	28	37	-	1	2	59	210	266	3rd East
2007-08	Peterborough Petes	68	28	36	-	1	3	60	199	250	4th East
2006-07	Peterborough Petes	68	24	39	-	1	4	53	198	274	5th East
2005-06	Peterborough Petes	68	47	16	-	2	3	99	269	199	1st East
2004-05	Peterborough Petes	68	34	21	9	4	-	81	238	215	1st East
2003-04	Peterborough Petes	68	22	40	3	3	-	50	191	244	4th East
2002-03	Peterborough Petes	68	32	22	11	3	-	78	222	215	2nd East
2001-02	Peterborough Petes	68	33	22	7	6	-	79	242	215	3rd East
2000-01	Peterborough Petes	68	30	28	8	2	-	70	221	213	3rd East
1999-00	Peterborough Petes	68	34	26	7	1	-	76	242	219	4th East
1998-99	Peterborough Petes	68	40	26	2	-	-	82	266	213	4th East
1997-98	Peterborough Petes	66	20	36	10	-	-	50	212	273	5th Eastern
1996-97	Peterborough Petes	66	39	25	2	-	-	80	251	238	3rd Eastern
1995-96	Peterborough Petes	66	35	22	9	-	-	79	289	235	2nd Eastern
1994-95	Peterborough Petes	66	26	34	6	-	-	58	255	286	5th Eastern
1993-94	Peterborough Petes	66	15	41	10	-	-	40	252	350	7th Leyden
1992-93	Peterborough Petes	66	46	15	5	-	-	97	352	239	1st Leyden
1991-92	Peterborough Petes	66	41	18	7	-	-	89	319	256	1st Leyden
1990-91	Peterborough Petes	66	33	26	7	-	-	73	272	254	5th Leyden
1989-90	Peterborough Petes	66	37	23	6	-	-	80	294	236	3rd Leyden
1988-89	Peterborough Petes	66	42	22	2	-	-	86	302	235	1st Leyden
1987-88	Peterborough Petes	66	44	17	5	-	-	93	325	212	1st Leyden
1986-87	Peterborough Petes	66	35	24	7	-	-	77	267	212	2nd Leyden
1985-86	Peterborough Petes	66	45	19	2	-	-	92	298	190	1st Leyden
1984-85	Peterborough Petes	66	42	20	4	-	-	88	354	233	1st Leyden
1983-84	Peterborough Petes	70	43	23	4	-	-	90	380	307	3rd Leyden
1982-83	Peterborough Petes	70	46	22	2	-	-	94	367	278	2nd Leyden
1981-82	Peterborough Petes	68	36	29	3	-	-	75	291	266	3rd Leyden
1980-81	Peterborough Petes	68	29	36	3	-	-	61	287	290	5th Leyden
1979-80	Peterborough Petes	68	47	20	1	-	-	95	316	238	1st Leyden
1978-79	Peterborough Petes	68	46	19	3	-	-	95	341	245	1st Leyden
1977-78	Peterborough Petes	68	37	18	13	-	-	87	327	273	2nd Leyden
1976-77	Peterborough Petes	66	31	28	7	-	-	69	307	309	4th Leyden
1975-76	Peterborough Petes	66	18	37	11	-	-	47	204	284	6th Leyden
1974-75	Peterborough Petes	70	37	20	13	-	-	87	311	254	2nd OHA
1973-74	Peterborough Petes	70	35	21	14	-	-	84	255	230	3rd OHA
1972-73	Peterborough Petes	63	42	13	8	-	-	92	330	234	2nd OHA
1971-72	Peterborough Petes	63	34	20	9	-	-	77	292	227	3rd OHA
1970-71	Peterborough Petes	62	41	13	8	-	-	90	290	174	1st OHA
1969-70	Peterborough Petes	54	29	13	12	-	-	70	240	172	2nd OHA
1968-69	Peterborough Petes	54	27	18	9	-	-	63	222	193	3rd OHA
1967-68	Peterborough Petes	54	13	30	11	-	-	37	183	243	8th OHA
1966-67	Peterborough Petes	48	15	23	10	-	-	40	183	219	8th OHA
1965-66	Peterborough Petes	48	24	14	10	-	-	58	211	171	1st OHA
1964-65	Peterborough Petes	56	28	20	8	-	-	64	243	197	3rd OHA
1963-64	Peterborough Petes	56	24	25	7	-	-	55	176	200	5th OHA
1962-63	Peterborough Petes	50	21	18	11	-	-	53	144	132	3rd OHA
1961-62	Peterborough Petes	50	9	33	8	-	-	26	114	210	6th OHA
1960-61	Peterborough T.P.T.'s	48	16	24	8	-	-	40	167	188	6th OHA
1959-60	Peterborough T.P.T.'s	48	22	23	3	-	-	47	206	205	5th OHA
1958-59	Peterborough T.P.T.'s	54	29	20	5	-	-	63	222	179	2nd OHA
1957-58	Peterborough T.P.T.'s	52	21	25	6	-	-	48	159	185	5th OHA
1956-57	Peterborough T.P.T.'s	52	11	40	1	-	-	23	139	239	7th OHA
1955-56	Kitchener Canucks	48	26	21	1	-	-	53	222	198	2nd OHA
1954-55	Kitchener Canucks	49	8	39	2	-	-	18	140	248	8th OHA

1953-54	Kitchener Greenshirts	59	27	27	5	-	-	59	236	211	5th OHA
1952-53	Kitchener Greenshirts	56	15	38	3	-	-	33	181	239	8th OHA
1951-52	Kitchener Greenshirts	54	29	22	3	-	-	61	231	213	6th OHA
	Franchise Totals	4,214	2,026	1,750	351	40	47	4,490	16,441	15,833	Pct. .533

SAGINAW SPIRIT

SEASON	NAME	GP	W	L	T	OTL	SOL	PTS	GF	GA	FINISH
2017-18	Saginaw Spirit	68	29	30	-	9	0	67	196	238	4th West
2016-17	Saginaw Spirit	68	27	32	-	7	2	63	204	248	5th West
2015-16	Saginaw Spirit	68	24	36	-	5	3	56	209	282	4th West
2014-15	Saginaw Spirit	68	29	36	-	2	1	61	212	271	3rd West
2013-14	Saginaw Spirit	68	33	30	-	4	1	71	254	248	3rd West
2012-13	Saginaw Spirit	68	32	29	-	4	3	71	250	264	4th West
2011-12	Saginaw Spirit	68	33	27	-	1	7	74	259	259	3rd West
2010-11	Saginaw Spirit	68	40	22	-	4	2	86	243	207	1st West
2009-10	Saginaw Spirit	68	34	27	-	4	3	75	240	230	4th West
2008-09	Saginaw Spirit	68	36	24	-	4	4	80	235	219	2nd West
2007-08	Saginaw Spirit	68	33	25	-	8	2	76	234	231	4th West
2006-07	Saginaw Spirit	68	44	21	-	0	3	91	291	217	2nd West
2005-06	Saginaw Spirit	68	36	30	-	2	0	74	242	246	2nd West
2004-05	Saginaw Spirit	68	18	42	4	4	-	44	150	260	4th West
2003-04	Saginaw Spirit	68	16	45	3	4	-	39	161	228	5th West
2002-03	Saginaw Spirit	68	11	45	5	7	-	34	158	275	5th West
2001-02	North Bay Centennials	68	18	37	8	5	-	60	185	247	4th Central
2000-01	North Bay Centennials	68	32	28	6	2	-	72	232	220	3rd Central
1999-00	North Bay Centennials	68	24	35	6	3	-	57	214	253	3rd Central
1998-99	North Bay Centennials	68	22	40	6	-	-	50	215	248	3rd Central
1997-98	North Bay Centennials	66	15	45	6	-	-	36	213	291	6th Central
1996-97	North Bay Centennials	66	14	44	8	-	-	36	214	337	6th Eastern
1995-96	North Bay Centennials	66	14	45	7	-	-	35	242	360	6th Eastern
1994-95	North Bay Centennials	66	35	27	4	-	-	74	272	247	3rd Eastern
1993-94	North Bay Centennials	66	46	15	5	-	-	97	351	226	1st Leyden
1992-93	North Bay Centennials	66	22	38	6	-	-	50	251	299	7th Leyden
1991-92	North Bay Centennials	66	40	21	5	-	-	85	323	259	2nd Leyden
1990-91	North Bay Centennials	66	40	23	3	-	-	83	322	247	2nd Leyden
1989-90	North Bay Centennials	66	23	35	8	-	-	54	292	314	5th Emms
1988-89	North Bay Centennials	66	24	36	6	-	-	54	282	334	6th Emms
1987-88	North Bay Centennials	66	31	30	5	-	-	67	284	257	4th Emms
1986-87	North Bay Centennials	66	46	18	2	-	-	94	357	216	1st Emms
1985-86	North Bay Centennials	66	41	21	4	-	-	86	330	240	1st Emms
1984-85	North Bay Centennials	66	34	28	4	-	-	72	289	254	3rd Emms
1983-84	North Bay Centennials	70	22	43	5	-	-	49	236	327	5th Emms
1982-83	North Bay Centennials	70	44	23	3	-	-	91	352	285	3rd Emms
1981-82	Niagara Falls Flyers	68	31	34	3	-	-	65	311	338	4th Emms
1980-81	Niagara Falls Flyers	68	30	36	2	-	-	62	354	359	4th Emms
1979-80	Niagara Falls Flyers	68	29	39	0	-	-	58	325	355	4th Emms
1978-79	Niagara Falls Flyers	68	43	21	4	-	-	90	361	243	1st Emms
1977-78	Niagara Falls Flyers	68	17	41	10	-	-	44	261	340	6th Emms
1976-77	Niagara Falls Flyers	66	15	45	6	-	-	36	254	370	6th Emms
1975-76	St. Catharines Black Hawks	66	16	40	10	-	-	42	283	366	5th Emms
1974-75	St. Catharines Black Hawks	70	30	33	7	-	-	67	284	300	6th OHA
1973-74	St. Catharines Black Hawks	70	41	23	6	-	-	88	358	278	2nd OHA
1972-73	St. Catharines Black Hawks	63	24	28	11	-	-	59	280	318	5th OHA
1971-72	St. Catharines Black Hawks	63	25	31	7	-	-	57	258	311	7th OHA
1970-71	St. Catharines Black Hawks	62	40	17	5	-	-	85	343	236	2nd OHA
1969-70	St. Catharines Black Hawks	54	30	18	6	-	-	66	268	210	3rd OHA
1968-69	St. Catharines Black Hawks	54	31	11	12	-	-	74	296	206	2nd OHA
1967-68	St. Catharines Black Hawks	54	21	30	3	-	-	45	200	211	6th OHA
1966-67	St. Catharines Black Hawks	48	19	20	9	-	-	47	175	155	5th OHA
1965-66	St. Catharines Black Hawks	48	15	26	7	-	-	37	182	231	8th OHA
1964-65	St. Catharines Black Hawks	56	19	28	9	-	-	41	236	253	7th OHA
1963-64	St. Catharines Black Hawks	56	29	20	7	-	-	65	244	215	3rd OHA
1962-63	St. Catharines Black Hawks	50	15	24	11	-	-	41	172	224	5th OHA
1961-62	St. Catharines Teepees	50	19	23	8	-	-	46	194	206	3rd OHA
1960-61	St. Catharines Teepees	48	18	24	6	-	-	42	167	204	5th OHA
1959-60	St. Catharines Teepees	48	25	19	4	-	-	54	209	191	2nd OHA
1958-59	St. Catharines Teepees	54	40	11	3	-	-	84	257	175	1st OHA
1957-58	St. Catharines Teepees	52	32	14	6	-	-	70	246	174	1st OHA
1956-57	St. Catharines Teepees	52	25	25	2	-	-	52	184	193	3rd OHA
1955-56	St. Catharines Teepees	48	28	17	3	-	-	59	219	197	1st OHA
1954-55	St. Catharines Teepees	49	32	15	2	-	-	66	260	176	1st OHA
1953-54	St. Catharines Teepees	59	42	15	2	-	-	86	308	211	1st OHA
1952-53	St. Catharines Teepees	56	31	20	5	-	-	67	219	234	4th OHA
1951-52	St. Catharines Teepees	54	30	23	1	-	-	61	249	229	5th OHA
1950-51	St. Catharines Teepees	54	23	24	7	-	-	53	200	192	6th OHA
1949-50	St. Catharines Teepees	48	27	17	4	-	-	58	269	211	3rd OHA

1948-49	St. Catharines Teepees	48	25	20	3	-	-	53	191	198	4th OHA
1947-48	St. Catharines Teepees	36	19	17	0	-	-	38	137	155	6th OHA
1946-47	St. Catharines Falcons	36	7	25	4	-	-	18	101	219	8th OHA
1945-46	St. Catharines Falcons	28	14	14	0	-	-	28	133	123	4th OHA
1944-45	St. Catharines Falcons	20	12	8	0	-	-	24	101	93	2nd OHA
1943-44	St. Catharines Falcons	26	15	9	2	-	-	32	125	103	1st OHA Gr 2
	Franchise Totals	4,510	2,046	2,038	316	79	31	4,524	18,208	18,387	Pct. .502

SARNIA STING

SEASON	NAME	GP	W	L	T	OTL	SOL	PTS	GF	GA	FINISH
2017-18	Sarnia Sting	68	46	17	-	4	1	97	299	213	2nd West
2016-17	Sarnia Sting	68	31	30	-	6	1	69	257	277	4th West
2015-16	Sarnia Sting	68	42	19	-	5	2	91	254	192	1st West
2014-15	Sarnia Sting	68	29	32	-	4	3	65	232	263	3rd West
2013-14	Sarnia Sting	68	17	44	-	2	5	41	211	341	5th West
2012-13	Sarnia Sting	68	35	28	-	1	4	75	247	254	3rd West
2011-12	Sarnia Sting	68	34	27	-	2	5	75	243	235	2nd West
2010-11	Sarnia Sting	68	25	36	-	5	2	57	243	321	4th West
2009-10	Sarnia Sting	68	17	46	-	3	2	39	184	295	5th West
2008-09	Sarnia Sting	68	35	26	-	4	3	77	216	210	4th West
2007-08	Sarnia Sting	68	37	29	-	2	0	76	251	229	3rd West
2006-07	Sarnia Sting	68	34	24	-	5	5	78	270	241	4th West
2005-06	Sarnia Sting	68	17	46	-	2	3	39	197	295	5th West
2004-05	Sarnia Sting	68	16	41	6	5	-	43	156	228	5th West
2003-04	Sarnia Sting	68	37	23	4	4	-	82	220	210	1st West
2002-03	Sarnia Sting	68	41	19	7	1	-	90	234	223	2nd West
2001-02	Sarnia Sting	68	27	29	5	7	-	66	236	260	4th West
2000-01	Sarnia Sting	68	28	31	7	2	-	65	235	244	3rd West
1999-00	Sarnia Sting	68	33	27	8	-	-	74	211	189	3rd West
1998-99	Sarnia Sting	68	37	25	6	-	-	80	279	216	2nd West
1997-98	Sarnia Sting	66	32	21	13	-	-	77	253	227	3rd Western
1996-97	Sarnia Sting	66	35	24	7	-	-	77	286	251	2nd Western
1995-96	Sarnia Sting	66	39	23	4	-	-	82	330	276	2nd Western
1994-95	Sarnia Sting	66	24	37	5	-	-	53	250	292	3rd Western
1993-94	Newmarket Royals	66	9	47	10	-	-	28	231	377	8th in Leyden
1992-93	Newmarket Royals	66	29	28	9	-	-	67	310	301	5th in Leyden
1991-92	Cornwall Royals	66	38	22	6	-	-	82	328	289	3rd Leyden
1990-91	Cornwall Royals	66	23	42	1	-	-	47	281	335	7th Leyden
1989-90	Cornwall Royals	66	24	38	4	-	-	52	309	361	6th Leyden
1988-89	Cornwall Royals	66	31	30	5	-	-	67	350	308	4th Leyden
1987-88	Cornwall Royals	66	35	24	7	-	-	77	333	255	3rd Leyden
1986-87	Cornwall Royals	66	23	40	3	-	-	49	261	369	6th Leyden
1985-86	Cornwall Royals	66	28	36	2	-	-	58	307	356	5th Leyden
1984-85	Cornwall Royals	66	34	30	2	-	-	70	355	344	4th Leyden
1983-84	Cornwall Royals	70	33	37	0	-	-	66	348	375	6th Leyden
1982-83	Cornwall Royals	70	36	33	1	-	-	73	370	335	5th Leyden
1981-82	Cornwall Royals	68	28	35	5	-	-	61	303	327	6th Leyden
	Franchise Totals	2,492	1,119	1,146	127	64	36	2,465	9,880	10,314	Pct. .495

SAULT STE. MARIE GREYHOUNDS

SEASON	NAME	GP	W	L	T	OTL	SOL	PTS	GF	GA	FINISH
2017-18	Sault Ste. Marie Greyhounds	68	55	7	-	3	3	116	317	186	1st West
2016-17	Sault Ste. Marie Greyhounds	68	48	16	-	3	1	100	287	208	1st West
2015-16	Sault Ste. Marie Greyhounds	68	33	27	-	7	1	74	243	233	3rd West
2014-15	Sault Ste. Marie Greyhounds	68	54	12	-	0	2	110	342	196	1st West
2013-14	Sault Ste. Marie Greyhounds	68	44	17	-	2	5	95	267	198	1st West
2012-13	Sault Ste. Marie Greyhounds	68	36	26	-	3	3	78	262	257	2nd West
2011-12	Sault Ste. Marie Greyhounds	68	29	33	-	2	4	64	227	272	5th West
2010-11	Sault Ste. Marie Greyhounds	68	24	36	-	5	3	56	238	277	5th West
2009-10	Sault Ste. Marie Greyhounds	68	36	27	-	1	4	77	237	213	3rd West
2008-09	Sault Ste. Marie Greyhounds	68	19	45	-	2	2	42	172	290	5th West
2007-08	Sault Ste. Marie Greyhounds	68	44	18	-	2	4	94	247	173	1st West
2006-07	Sault Ste. Marie Greyhounds	68	37	23	-	1	7	82	227	219	3rd West
2005-06	Sault Ste. Marie Greyhounds	68	29	31	-	3	5	66	201	213	4th West
2004-05	Sault Ste. Marie Greyhounds	68	33	25	9	1	-	76	210	188	1st West
2003-04	Sault Ste. Marie Greyhounds	68	30	34	3	1	-	64	196	223	4th West
2002-03	Sault Ste. Marie Greyhounds	68	26	33	6	3	-	61	232	284	4th West
2001-02	Sault Ste. Marie Greyhounds	68	38	20	10	0	-	86	237	200	2nd West
2000-01	Sault Ste. Marie Greyhounds	68	23	38	4	3	-	53	188	256	5th West
1999-00	Sault Ste. Marie Greyhounds	68	37	20	6	5	-	85	270	217	2nd West
1998-99	Sault Ste. Marie Greyhounds	68	31	29	8	-	-	70	244	242	4th West
1997-98	Sault Ste. Marie Greyhounds	66	20	39	7	-	-	47	232	296	5th Western
1996-97	Sault Ste. Marie Greyhounds	66	39	17	10	-	-	88	309	220	1st Western
1995-96	Sault Ste. Marie Greyhounds	66	38	23	5	-	-	81	312	254	3rd Western
1994-95	Sault Ste. Marie Greyhounds	66	17	45	4	-	-	38	228	346	5th Western
1993-94	Sault Ste. Marie Greyhounds	66	35	24	7	-	-	77	319	268	2nd Emm

1992-93	Sault Ste. Marie Greyhounds	66	38	23	5	-	-	81	334	260	1st Emms
1991-92	Sault Ste. Marie Greyhounds	66	41	19	6	-	-	88	335	229	1st Emms
1990-91	Sault Ste. Marie Greyhounds	66	42	21	3	-	-	87	303	217	1st Emms
1989-90	Sault Ste. Marie Greyhounds	66	18	42	6	-	-	42	229	289	7th Emms
1988-89	Sault Ste. Marie Greyhounds	66	21	43	2	-	-	44	227	304	8th Emms
1987-88	Sault Ste. Marie Greyhounds	66	32	33	1	-	-	65	272	294	5th Emms
1986-87	Sault Ste. Marie Greyhounds	66	31	31	4	-	-	66	301	299	5th Emms
1985-86	Sault Ste. Marie Greyhounds	66	15	48	3	-	-	33	263	387	8th Emms
1984-85	Sault Ste. Marie Greyhounds	66	54	11	1	-	-	109	381	215	1st Emms
1983-84	Sault Ste. Marie Greyhounds	70	38	28	4	-	-	80	373	321	3rd Emms
1982-83	Sault Ste. Marie Greyhounds	70	48	21	1	-	-	97	363	270	1st Emms
1981-82	Sault Ste. Marie Greyhounds	68	40	25	3	-	-	83	274	243	2nd Emms
1980-81	Sault Ste. Marie Greyhounds	68	47	19	2	-	-	96	412	290	1st Leyden
1979-80	Sault Ste. Marie Greyhounds	68	22	45	1	-	-	45	281	379	6th Leyden
1978-79	Sault Ste. Marie Greyhounds	68	26	42	0	-	-	52	317	415	6th Leyden
1977-78	Sault Ste. Marie Greyhounds	68	26	32	10	-	-	62	330	346	5th Leyden
1976-77	Sault Ste. Marie Greyhounds	66	20	41	5	-	-	45	261	375	5th Leyden
1975-76	Sault Ste. Marie Greyhounds	66	27	26	13	-	-	67	341	319	5th Leyden
1974-75	Sault Ste. Marie Greyhounds	70	25	36	9	-	-	59	312	367	10th OMJHL
1973-74	Sault Ste. Marie Greyhounds	70	24	40	6	-	-	54	295	352	9th OHA
1972-73	Sault Ste. Marie Greyhounds	63	11	42	10	-	-	32	244	396	10th OHA
Franchise Totals		3,099	1,501	1,333	174	47	44	3,267	12,692	12,496	Pct. .527

SUDBURY WOLVES

SEASON	NAME	GP	W	L	T	OTL	SOL	PTS	GF	GA	FINISH
2017-18	Sudbury Wolves	68	17	42	-	9	0	43	197	291	5th Central
2016-17	Sudbury Wolves	68	27	34	-	7	0	61	207	265	2nd Central
2015-16	Sudbury Wolves	68	16	46	-	5	1	38	183	328	5th Central
2014-15	Sudbury Wolves	68	12	54	-	1	1	26	149	323	5th Central
2013-14	Sudbury Wolves	68	33	24	-	3	8	77	219	228	3rd Central
2012-13	Sudbury Wolves	68	29	27	-	5	7	70	214	234	3rd Central
2011-12	Sudbury Wolves	68	36	26	-	4	2	78	242	240	4th Central
2010-11	Sudbury Wolves	68	29	35	-	2	2	62	235	276	4th Central
2009-10	Sudbury Wolves	68	26	35	-	4	3	59	193	267	5th Central
2008-09	Sudbury Wolves	68	26	35	-	3	4	59	227	282	5th Central
2007-08	Sudbury Wolves	68	17	46	-	2	3	39	175	292	5th Central
2006-07	Sudbury Wolves	68	29	30	-	3	6	67	225	241	3rd Central
2005-06	Sudbury Wolves	68	34	28	-	1	5	74	227	222	3rd Central
2004-05	Sudbury Wolves	68	32	23	6	7	-	77	201	185	4th Central
2003-04	Sudbury Wolves	68	25	32	6	5	-	61	185	220	5th Central
2002-03	Sudbury Wolves	68	16	46	4	2	-	38	175	273	5th Central
2001-02	Sudbury Wolves	68	25	33	5	5	-	60	171	216	3rd Central
2000-01	Sudbury Wolves	68	35	22	8	3	-	81	237	196	1st Central
1999-00	Sudbury Wolves	68	39	23	5	1	-	84	262	221	2nd Central
1998-99	Sudbury Wolves	68	25	35	8	-	-	58	261	288	2nd Central
1997-98	Sudbury Wolves	66	25	34	7	-	-	57	257	268	5th Central
1996-97	Sudbury Wolves	66	21	37	8	-	-	50	251	302	6th Central
1995-96	Sudbury Wolves	66	27	36	3	-	-	57	262	288	6th Central
1994-95	Sudbury Wolves	66	43	17	6	-	-	92	314	208	2nd Central
1993-94	Sudbury Wolves	66	34	26	6	-	-	74	299	275	3rd Leyden
1992-93	Sudbury Wolves	66	31	30	5	-	-	67	291	300	4th Leyden
1991-92	Sudbury Wolves	66	33	27	6	-	-	72	331	320	4th Leyden
1990-91	Sudbury Wolves	66	33	28	5	-	-	71	288	265	6th Leyden
1989-90	Sudbury Wolves	66	36	23	7	-	-	79	295	267	3rd Emms
1988-89	Sudbury Wolves	66	23	36	7	-	-	53	262	334	7th Emms
1987-88	Sudbury Wolves	66	17	48	1	-	-	35	208	339	8th Emms
1986-87	Sudbury Wolves	66	20	44	2	-	-	42	285	377	8th Emms
1985-86	Sudbury Wolves	66	29	33	4	-	-	62	293	330	5th Emms
1984-85	Sudbury Wolves	66	17	46	3	-	-	37	224	348	8th Emms
1983-84	Sudbury Wolves	70	19	50	1	-	-	39	287	427	8th Emms
1982-83	Sudbury Wolves	70	15	55	0	-	-	30	269	422	7th Emms
1981-82	Sudbury Wolves	68	19	48	1	-	-	39	274	401	7th Emms
1980-81	Sudbury Wolves	68	20	45	3	-	-	43	284	380	6th Leyden
1979-80	Sudbury Wolves	68	33	33	2	-	-	68	299	309	5th Leyden
1978-79	Sudbury Wolves	68	40	27	1	-	-	81	397	361	2nd Leyden
1977-78	Sudbury Wolves	68	16	42	10	-	-	42	255	377	6th Leyden
1976-77	Sudbury Wolves	66	38	24	4	-	-	80	385	290	2nd Leyden
1975-76	Sudbury Wolves	66	47	11	8	-	-	102	384	224	1st Leyden
1974-75	Sudbury Wolves	70	31	29	10	-	-	72	324	289	5th OHA
1973-74	Sudbury Wolves	70	31	26	13	-	-	75	298	288	5th OHA
1972-73	Sudbury Wolves	63	21	32	10	-	-	52	289	379	7th OHA
1971-72	Niagara Falls Flyers	63	27	27	9	-	-	63	280	293	6th OHA
1970-71	Niagara Falls Flyers	62	11	44	7	-	-	29	193	350	10th OHA
1969-70	Niagara Falls Flyers	54	10	41	3	-	-	23	151	313	10th OHA
1968-69	Niagara Falls Flyers	54	28	24	2	-	-	58	223	229	4th OHA
1967-68	Niagara Falls Flyers	54	32	15	7	-	-	71	255	169	4th OHA

1966-67	Niagara Falls Flyers	48	23	15	10	-	-	56	238	195	2nd OHA
1965-66	Niagara Falls Flyers	48	23	15	10	-	-	56	210	162	3rd OHA
1964-65	Niagara Falls Flyers	56	36	11	9	-	-	81	236	168	1st OHA
1963-64	Niagara Falls Flyers	56	26	22	8	-	-	60	207	178	4th OHA
1962-63	Niagara Falls Flyers	50	31	12	7	-	-	69	212	146	1st OHA
1961-62	Niagara Falls Flyers	50	16	23	11	-	-	43	193	193	4th OHA
1960-61	Niagara Falls Flyers	48	22	21	5	-	-	49	165	166	4th OHA
1959-60	Barrie Flyers	48	24	18	6	-	-	54	193	172	3rd OHA
1958-59	Barrie Flyers	54	21	27	6	-	-	48	178	192	5th OHA
1957-58	Barrie Flyers	51	18	29	4	-	-	40	201	234	6th OHA
1956-57	Barrie Flyers	52	13	37	2	-	-	28	147	218	6th OHA
1955-56	Barrie Flyers	48	20	25	3	-	-	43	179	207	6th OHA
1954-55	Barrie Flyers	49	18	31	0	-	-	36	169	251	7th OHA
1953-54	Barrie Flyers	59	25	33	1	-	-	51	260	285	7th OHA
1952-53	Barrie Flyers	56	37	17	2	-	-	76	258	187	1st OHA
1951-52	Barrie Flyers	53	22	30	1	-	-	47	225	230	7th OHA
1950-51	Barrie Flyers	54	38	14	2	-	-	78	276	161	1st OHA
1949-50	Barrie Flyers	48	21	24	3	-	-	45	180	217	5th OHA
1948-49	Barrie Flyers	48	28	16	4	-	-	60	208	134	2nd OHA
1947-48	Barrie Flyers	36	23	13	0	-	-	46	198	116	3rd OHA
1946-47	Barrie Flyers	35	17	16	2	-	-	36	129	144	6th OHA
1945-46	Barrie Flyers	28	8	18	2	-	-	18	89	171	7th OHA
	Franchise Totals	4,461	1,865	2,181	301	72	42	4,147	17,243	18,937	Pct. .465

WINDSOR SPITFIRES

SEASON	NAME	GP	W	L	T	OTL	SOL	PTS	GF	GA	FINISH
2017-18	Windsor Spitfires	68	32	30	-	4	2	70	214	224	3rd West
2016-17	Windsor Spitfires	68	41	19	-	5	3	90	232	185	2nd West
2015-16	Windsor Spitfires	68	40	21	-	6	1	87	253	200	2nd West
2014-15	Windsor Spitfires	68	24	40	-	2	2	52	223	305	5th West
2013-14	Windsor Spitfires	68	37	28	-	3	0	77	249	235	2nd West
2012-13	Windsor Spitfires	68	26	33	-	3	6	61	212	278	5th West
2011-12	Windsor Spitfires	68	29	32	-	5	2	65	213	258	4th West
2010-11	Windsor Spitfires	68	39	23	-	3	3	84	280	247	2nd West
2009-10	Windsor Spitfires	68	50	12	-	1	5	106	331	203	1st West
2008-09	Windsor Spitfires	68	57	10	-	0	1	115	311	171	1st West
2007-08	Windsor Spitfires	68	41	15	-	7	5	94	279	205	2nd West
2006-07	Windsor Spitfires	68	18	43	-	2	5	43	209	311	5th West
2005-06	Windsor Spitfires	68	32	29	-	3	4	71	247	253	3rd West
2004-05	Windsor Spitfires	68	26	29	6	7	-	65	223	253	3rd West
2003-04	Windsor Spitfires	68	27	30	3	8	-	65	201	219	3rd West
2002-03	Windsor Spitfires	68	37	25	5	1	-	80	259	221	3rd West
2001-02	Windsor Spitfires	68	33	24	6	5	-	77	253	229	3rd West
2000-01	Windsor Spitfires	68	34	22	8	4	-	80	257	221	2nd West
1999-00	Windsor Spitfires	68	35	30	2	1	-	73	213	231	4th West
1998-99	Windsor Spitfires	68	23	39	6	-	-	52	203	294	5th West
1997-98	Windsor Spitfires	66	19	42	5	-	-	43	261	340	6th Western
1996-97	Windsor Spitfires	66	29	29	8	-	-	66	303	285	3rd Western
1995-96	Windsor Spitfires	66	21	41	4	-	-	46	256	312	4th Western
1994-95	Windsor Spitfires	66	41	22	3	-	-	85	303	232	2nd Western
1993-94	Windsor Spitfires	66	25	36	5	-	-	55	253	298	7th Emms
1992-93	Windsor Spitfires	66	19	42	5	-	-	43	240	343	8th Emms
1991-92	Windsor Spitfires	66	25	33	8	-	-	58	272	316	5th Emms
1990-91	Windsor Spitfires	66	33	29	4	-	-	70	307	279	4th Emms
1989-90	Windsor Spitfires	66	17	41	8	-	-	42	233	341	8th Emms
1988-89	Windsor Spitfires	66	25	37	4	-	-	54	272	321	5th Emms
1987-88	Windsor Spitfires	66	50	14	2	-	-	102	396	215	1st Emms
1986-87	Windsor Spitfires	66	36	25	5	-	-	77	287	249	3rd Emms
1985-86	Windsor Spitfires	66	34	26	6	-	-	74	280	259	3rd Emms
1984-85	Windsor Spitfires	66	28	35	3	-	-	59	267	301	5th Emms
1983-84	Windsor Spitfires	70	22	46	2	-	-	46	280	379	6th Emms
1982-83	Windsor Spitfires	70	19	50	1	-	-	39	289	394	6th Emms
1981-82	Windsor Spitfires	68	22	42	4	-	-	48	269	343	6th Emms
1980-81	Windsor Spitfires	68	33	33	2	-	-	68	322	337	2nd Emms
1979-80	Windsor Spitfires	68	36	31	1	-	-	73	323	344	1st Emms
1978-79	Windsor Spitfires	68	32	35	1	-	-	65	323	322	3rd Emms
1977-78	Windsor Spitfires	68	36	24	8	-	-	80	338	289	2nd Emms
1976-77	Windsor Spitfires	66	21	37	8	-	-	50	294	386	5th Emms
1975-76	Windsor Spitfires	66	12	50	4	-	-	28	251	470	6th Emms
	Franchise Totals	2,896	1,316	1,334	137	70	39	2,878	11,481	12,098	Pct. .497

TEAM RECORDS

Ontario Hockey League records have been fully compiled since the 1975-76 season which coincided with the establishment of the League office. Detailed records from before that time are not available and as a result, only certain team and individual records were available from final statistic releases and are acknowledged in the OHL Record Book.

SEASON

Best Winning Percentage, One Season

- .882 London Knights 2004-05 (59-7-2-0; 120 points in 68 games)
- .853 Barrie Colts 2009-10 (57-9-0-2; 116 points in 68 games); Sault Ste. Marie Greyhounds 2017-18 (55-7-3-3; 116 points in 68 games)
- .846 Windsor Spitfires 2008-09 (57-10-0-1; 115 points in 68 games)
- .826 Sault Ste. Marie Greyhounds 1984-85 (54-11-1; 109 points in 66 games)
- .818 Toronto Marlboros 1972-73 (47-7-9; 103 points in 63 games)

Most Points, One Season

- 120 London Knights 2004-05 (59-7-2-0 in 68 games)
- 116 Barrie Colts 2009-10 (57-9-0-2 in 68 games); Sault Ste. Marie Greyhounds 2017-18 (55-7-3-3 in 68 games)
- 115 Windsor Spitfires 2008-09 (57-10-0-1 in 68 games)
- 110 London Knights 2003-04 (53-11-2-2 in 68 games), Kitchener Rangers 2007-08 (53-11-1-3 in 68 games), Sault Ste. Marie Greyhounds (2014-15 in 68 games)
- 109 Sault Ste. Marie Greyhounds 1984-85 (54-11-1 in 66 games)

Fewest Points, One Season

- 9 London Knights 1995-96 (3-60-3 in 66 games)
- 11 Mississauga IceDogs 1998-99 (4-61-3 in 68 games)

Most Wins, One Season

- 59 London Knights 2004-05 (68 games)
- 57 Windsor Spitfires 2008-09 (68 games); Barrie Colts 2009-10 (68 games)
- 55 Sault Ste. Marie Greyhounds 2017-18 (68 games)
- 54 Sault Ste. Marie Greyhounds 1984-85 (66 games) and 2014-15 (68 games)
- 53 London Knights 2003-04 (68 games); Kitchener Rangers 2007-08 (68 games); St. Michael's Majors 2010-11 (68 games)
- 52 Kitchener Rangers 1983-84 (70 games), Guelph Storm 2013-14 (68 games), Erie Otters 2013-14 (68 games) and 2015-16 (68 games)

Fewest Wins, One Season

- 3 London Knights 1995-96 (66 games); Mississauga IceDogs 2000-01 (68 games)
- 4 Guelph Storm 1991-92 (66 games); Mississauga IceDogs 1998-99 (68 games)

Most Losses, One Season

- 63 Guelph Platers 1982-83 (70 games)
- 61 Mississauga IceDogs 1998-99 (68 games)
- 60 London Knights 1995-96 (66 games)

Fewest Losses, One Season

- 7 London Knights 2004-05 (68 games)
- 7 Toronto Marlboros 1972-73 (63 games)

Most Ties, One Season (no overtime)

- 14 Peterborough Petes 1973-74 (70 games); Hamilton Fincups 1977-78 (68 games)

Most Ties, One Season (with overtime)

- 13 Sarnia Sting 1997-98 (66 games)
- 12 Belleville Bulls 1991-92 (66 games); Plymouth Whalers 2001-02 (68 games); Barrie Colts 2003-04 (68 games)

Fewest Ties, One Season (with overtime)

- 0 17 times since 1978-79

Fewest Ties, One Season (no overtime)

- 2 London Knights 1976-77 (66 games)

Most Home Wins, One Season

- 33 Sault Ste. Marie Greyhounds 1984-85 (66 games)
- 31 Oshawa Generals 1979-80 (68 games); Ottawa 67's 1982-83 (70 games); Kitchener Rangers 1983-84 (70 games); London Knights 2004-05 (68 games); Windsor Spitfires 2008-09 (68 games); Sault Ste. Marie Greyhounds 2014-15 (68 games) and 2017-18 (68 games)
- 30 London Knights 2003-04 (68 games); Barrie Colts 2009-10 (68 games); London Knights 2009-10 (68 games); Erie Otters 2013-14 (68 games); Erie Otters 2016-17 (68 games)

Most Road Wins, One Season

- 28 London Knights 2004-05 (68 games)
- 27 Barrie Colts 2009-10 (68 games); Erie Otters 2015-16 (68 games)
- 26 Windsor Spitfires 2008-09 (68 games); Sault Ste. Marie Greyhounds 2016-17 (68 games)
- 25 Kitchener Rangers 2007-08 (68 games)
- 24 Ottawa 67's 1998-99 (68 games); Guelph Storm 2003-04 (68 games); London Knights 2011-12 (68 games); Sault Ste. Marie 2017-18 (68 games)
- 23 London Knights 1976-77 (66 games); Ottawa 67's 1983-84 (70 games); Windsor Spitfires 1987-88 (66 games); Ottawa 67's 1996-97 (66 games); Plymouth Whalers 1998-99 (68 games); Kitchener Rangers 2002-03 (68 games); London Knights 2003-04 (68 games); Guelph Storm 2013-14 (68 games)

Most Home Losses, One Season

- 30 Guelph Platers 1982-83 (70 games)
- 29 London Knights 1995-96 (66 games); Mississauga IceDogs 1998-99 (68 games)

Most Road Losses, One Season

- 33 Guelph Platers 1982-83 (70 games)
- 32 Mississauga IceDogs 1998-99 (68 games); Mississauga IceDogs 2000-01 (68 games)

Most Home Ties, One Season

- 10 Guelph Storm 1991-92 (66 games)
- 9 Hamilton Fincups 1977-78 (68 games)

Most Road Ties, One Season

- 10 Peterborough Petes 1977-78 (68 games)

Fewest Home Wins, One Season

- 2 London Knights 1995-96 (66 games); Mississauga IceDogs 1998-99 (68 games); Mississauga IceDogs 2000-01 (68 games)
- 3 Guelph Storm 1991-92 (66 games)

Fewest Road Wins, One Season

- 0 Newmarket Royals 1993-94 (66 games)
- 1 Oshawa Generals 1976-77 (66 games); Guelph Storm 1991-92 (66 games); London Knights 1995-96 (66 games); Mississauga IceDogs 2000-01 (68 games);

Fewest Home Losses, One Season

- 0 Sault Ste. Marie Greyhounds 1984-85 (66 games)
- 1 London Knights 2004-05 (68 games)
- 2 St. Catharines Fincups 1976-77 (66 games); Ottawa 67's 1977-78 (68 games); Guelph Storm 1994-95 (66 games); Barrie Colts 1998-99 (68 games)

Fewest Road Losses, One Season

- 6 London Knights 2004-05 (68 games)
- 7 Ottawa 67's 1998-99 (68 games); Oshawa Generals 1990-91 (66 games); Windsor Spitfires 2008-09 (68 games); Barrie Colts 2009-10 (68 games); Erie Otters 2015-16 (68 games)
- 8 Sudbury Wolves 1975-76 (66 games); Peterborough Petes 1987-88 (66 games); Guelph Storm 1995-96 (66 games); Plymouth Whalers 2002-03 (68 games); Guelph Storm 2003-04 (68 games); London Knights 2003-04 (68 games); S.S. Marie Greyhounds 2016-17 (68 games)

Longest Winning Streak (Games)

- 25 Kitchener Rangers, Jan. 11, 1984 through March 16, 1984
- 24 London Knights, Nov. 2, 2012 through Dec. 31, 2012
- 23 Sault Ste. Marie Greyhounds, Oct. 28, 2017 through Dec. 30, 2017
- 22 Barrie Colts, Oct. 24, 2009 through December 29, 2009
- 18 London Knights, Oct. 23, 2004 through Dec. 8, 2004

Longest Home Winning Streak (Games)

- 33 Sault Ste. Marie Greyhounds 1984-85 season (33-0-0)
- 27 Sault Ste. Marie Greyhounds, Oct. 20, 2017 through March 14, 2018
- 20 St. Catharines Fincups, Sept. 24, 1976 through Jan. 18, 1977
- 19 Erie Otters, Oct. 5, 2013 to Dec. 31, 2013

Longest Road Winning Streak (Games)

- 15 London Knights, Sept. 23, 2004 through Dec. 29, 2004
- 13 Barrie Colts, Oct. 16, 2009 through Dec. 29, 2009
- 11 Kitchener Rangers, Jan. 11 1984 through March 6, 1984; Sault Ste. Marie, Oct. 28, 2017 through Dec. 28, 2017
- 9 S.S. Marie Greyhounds, Oct. 24, 1980 through Dec. 3, 1980; Peterborough Petes, Jan. 28, 1992 through March 3, 1992; Mississauga Steelheads, Dec. 4, 2016 through Jan. 13, 2017

Longest Undefeated Streak (Games)

- 31 London Knights, Sept. 23, 2004 through December 12, 2004 (29-0-1-0)
- 25 Kitchener Rangers, Jan. 11, 1984 through March 16, 1984 (25-0-0)
- 24 Oshawa Generals, Oct. 24, 1982 through Dec. 17, 1982 (22-0-2); London Knights, Nov. 2, 2012 through Dec. 31, 2012 (24-0-0)

Longest Home Undefeated Streak (Games)

- 33 Sault Ste. Marie Greyhounds 1984-85 season (33-0-0)
- 31 Barrie Colts, Sept. 27, 1998 through Mar. 7, 1999 (28-0-3)
- 27 Sault Ste. Marie, Oct. 20, 2017 through March 14, 2018
- 23 London Knights, Nov. 5, 1976 through Feb. 27, 1977 (21-0-2)

Longest Road Undefeated Streak (Games)

- 15 London Knights, Sept. 23, 2004 through Dec. 29, 2004 (15-0-0-0)
- 12 Oshawa Generals, Oct. 27, 1982 through Dec. 28, 1982 (10-0-2)

Longest Losing Streak (Games)

- 28 Kingston Canadians, Jan. 19, 1988 through March 18, 1988
- 25 Guelph Platers, Jan. 14, 1983 through March 13, 1983

Longest Home Losing Streak (Games)

- 18 London Knights, Sept. 22, 1995 through Dec. 10, 1995
- 12 Guelph Platers, Jan. 14, 1983 through March 11, 1983; Mississauga IceDogs, Feb. 5, 1999 through March 17, 1999

Longest Road Losing Streak (Games)

- 29 Newmarket Royals, Oct. 1, 1993 through March 8, 1994
- 27 Mississauga IceDogs, Sept. 25, 1998 through Feb. 27, 1999
- 23 Detroit Compuware Ambassadors, Oct. 26, 1990 through Feb. 12, 1991

Longest Winless Streak (Games)

- 34 Mississauga IceDogs, Nov. 1, 1998 through Jan. 24, 1999 (31 losses, 3 ties)
- 33 London Knights, Sept. 21, 1995 through Dec. 21, 1995 (31 losses, 2 ties)
- 32 Mississauga IceDogs, January 5, 2001 through March 23, 2001 (31 losses, 1 tie)
- 28 Kingston Canadians, Jan. 19, 1988 through March 18, 1988 (28 losses)

Longest Home Winless Streak (Games)

- 20 Mississauga IceDogs, Nov. 1, 1998 through Jan. 24, 1999 (17 losses, 3 ties)
- 19 London Knights, Sept. 22, 1995 through Dec. 15, 1995 (18 losses, 1 tie)
- 16 Mississauga IceDogs, Oct. 6, 2000 through Dec. 20, 2000 (12 losses, 4 ties)
- 13 Guelph Storm, Sept. 19, 1991 through Nov. 22, 1991 (8 losses, 5 ties)

Longest Road Winless Streak (Games)

- 33 Newmarket Royals, Sept. 23, 1993 through March 18, 1994 (31 losses, 2 ties)
- 31 Mississauga IceDogs, Oct. 20, 2000 through March 23, 2001 (30 losses, 1 tie)
- 27 Mississauga IceDogs, Sept. 25, 1998 through Feb. 27, 1999 (27 losses)
- 23 Detroit Compuware Ambassadors, Oct. 26, 1990 through Feb. 12, 1991

Most Shutouts

- 13 London Knights 2004-05 (68 games)
- 12 Niagara IceDogs 2011-12 (68 games)
- 11 Erie Otters 2013-14 (68 games)

Most Goals

- 469 Toronto Marlboros 1974-75 (70 games)
- 438 St. Catharines Fincups (66 games)
- 418 Kitchener Rangers 1983-84 (70 games)

Fewest Goals

- 145 Mississauga IceDogs 1998-99 (68 games)
- 149 Sudbury Wolves 2014-15 (68 games)
- 150 Saginaw Spirit 2004-05 (68 games)

Most Goals Against

- 555 Guelph Platers 1982-83 (70 games)
- 470 Windsor Spitfires 1975-76 (66 games)

Fewest Goals Against

- 125 London Knights 2004-05 (68 games)
- 147 London Knights 2003-04 (68 games)
- 157 Oshawa Generals 2014-15 (68 games)
- 162 Plymouth Whalers 1998-99 (68 games); Plymouth Whalers 2000-01 (68 games)

Most Goals, Both Teams, One Game (since 1976-77)

- 22 Jan 21, 1977, Peterborough 6 at Sault Ste. Marie 16; Jan. 11, 1980, Ottawa 16 at Brantford 6

Most Goals, One Team, One Game (since 1976-77)

- 16 Jan 21, 1977, Peterborough 6 at Sault Ste. Marie 16; Dec. 17, 1978, Peterborough 16 at Sault Ste. Marie 5; Jan. 11, 1980, Ottawa 16 at Brantford 2

Fewest Goals, Both Teams, One Game

- 0 Dec. 10, 2004 Guelph 0 at London 0
- Feb. 25, 1999 Oshawa 0 at Peterborough 0
- Feb. 26, 1994 Kingston 0 at Ottawa 0
- Nov. 25, 1984, Sudbury 0 at North Bay 0

Highest Single Game Attendance

- 20,081 Dec. 20, 2004 Corel Centre, Ottawa vs. Kingston
- 19,875 Feb. 5, 1995 Joe Louis Arena, Detroit vs. Windsor
- 18,838 Feb. 23, 1969 Montreal Forum, Montreal vs. Oshawa
- 18,264 Feb. 11, 1996 The Palace at Auburn Hills, Detroit vs. Windsor

Highest Total Season Attendance, One Team, One Season

- 314,041 Ottawa 67's, 2004-05 (34 home games)
- 309,761 Ottawa 67's, 2001-02 (34 home games)
- 309,070 London Knights 2005-06 (34 home games)
- 307,296 London Knights, 2004-05 (34 home games)
- 307,256 London Knights, 2006-07 (34 home games)

INDIVIDUAL RECORDS

CAREER

Most Goals, Career

- 215 John Tavares, Oshawa/London, 2005-06 through 2008-09
- 213 Peter Lee, Ottawa, 1971-72 through 1975-76
- 198 Stan Drulia, Niagara Falls/Hamilton/Bellefonte, 1984-85 through 1988-89

Most Assists, Career

- 318 Bill Bowler, Windsor, 1991-92 through 1994-95
- 303 Brett Seguin, Ottawa, 1988-89 through 1991-92
- 290 Wayne Groulx, Sault Ste. Marie, 1981-82 through 1984-85

Most Points, Career

- 479 Stan Drulia, Niagara Falls/Hamilton/Belleville, 1984-85 through 1988-89
- 477 Dale McCourt, Sudbury/Hamilton, 1972-73 through 1976-77
- 477 Wayne Groulx, Sault Ste. Marie, 1981-82 through 1984-85

Most Games Played, Career

- 337 Cory Tanaka, Plymouth/Belleville, 2004-05 through 2008-09; Kristoff Kontos, Sudbury/Mississauga/Saginaw 2009-14
- 333 Garrett Hooley, Sarnia/Belleville/Barrie, 2010-11 through 2014-15; Charles Sarault, Kingston/Sarnia, 2008-09 through 2012-13
- 331 Cody Lindsay, Ottawa, 2006-2011; Thomas Nesbitt, Ottawa, 2006-2011
- 330 Zack Torquato, Saginaw/Erie, 2005-2010

Most Consecutive Games Played

- 272 Bobby Chaumont, Sudbury 2001-02 through 2004-05
- 266 Mike Olivier, Kingston 1995-96 through 1998-99
- 264 Willie Skilliter, Owen Sound 1991-92 through 1994-95

Season

Most Goals, One Season

- 87 Ernie Godden, Windsor, 1980-81 (68 games)
- 81 Peter Lee, Ottawa, 1975-76 (66 games); Tony Tanti, Oshawa, 1980-81 (68 games); Ray Sheppard, Cornwall, 1985-86 (66 games)

Most Assists, One Season

- 123 Bob Smith, Ottawa, 1977-78 (68 games)
- 119 Mike Kaszycki, Sault Ste. Marie, 1975-76 (66 games)

Most Points, One Season

- 192 Bob Smith, Ottawa, 1977-78 (68 games)
- 182 Wayne Gretzky, Sault Ste. Marie, 1977-78 (68 games)
- 177 Doug Gilmour, Cornwall, 1982-83 (70 games)

Most Goals, by a Defenceman, One Season

- 47 Bryan Fogarty, Niagara Falls, 1988-89 (66 games)
- 38 Bobby Orr, Oshawa, 1965-66 (48 games)
- 38 Chris Allen, Kingston, 1997-98 (66 games); Allan MacInnis, Kitchener, 1982-83 (70 games)

Most Assists, by a Defenceman, One Season

- 108 Bryan Fogarty, Niagara Falls, 1988-89 (66 games)
- 96 Doug Crossman, Ottawa, 1979-80 (68 games)

Most Points, by a Defenceman, One Season

- 155 Bryan Fogarty, Niagara Falls, 1988-89 (66 games)
- 123 Denis Potvin, Ottawa, 1972-73 (63 games)

Most Goals, by a Rookie, One Season

- 81 Tony Tanti, Oshawa, 1980-81 (68 games)
- 70 Wayne Gretzky, Sault Ste. Marie, 1977-78 (68 games)

Most Assists, by a Rookie, One Season

- 112 Wayne Gretzky, Sault Ste. Marie, 1977-78 (68 games)
- 86 John Goodwin, Sault Ste. Marie, 1978-79 (68 games)
- 70 John Tavella, Sault Ste. Marie, 1975-76 (66 games)

Most Points, by a Rookie, One Season

- 182 Wayne Gretzky, Sault Ste. Marie, 1977-78 (68 games)
- 150 Tony Tanti, Oshawa, 1980-81 (68 games)

Most Power-Play Goals, One Season

- 37 Tony Tanti, Oshawa, 1980-81 (68 games)
- 32 John Tavella, Sault Ste. Marie, 1975-76 (66 games)

Most Shorthand Goals, One Season

- 12 Keith Osborne, Niagara Falls, 1988-89 (66 games)
- 11 David Bruce, Kitchener, 1982-83 (70 games); Cameron Mann, Peterborough, 1995-96 (66 games); Matt Foy, Ottawa, 2002-03 (68)

Most Game Winning Goals, One Season

- 16 Eric Lindros, Oshawa, 1990-91 (66 games)
- 14 Jim Fox, Ottawa, 1979-80 (68 games)

Best Goals Against Average, One Season

- 1.70 Gerald Coleman, London, 2004-05
- 1.99 Mark Visentin, Niagara, 2011-12
- 2.06 Ryan MacDonald, London, 2003-04
- 2.08 Robert Holsinger, Plymouth, 1998-99; Ken Appleby, Oshawa, 2014-15

Most Wins, One Season

- 46 Andrew Engelage, Windsor 2008-09, Michael Houser, London 2011-12
- 45 Steve Mason, London, 2006-07
- 44 Adam Dennis, London, 2005-06

Most Shutouts, One Season

- 10 Mark Visentin, Niagara, 2011-12
- 9 Don Lockhart, Toronto, 1949-50
- 8 Len Broderick, Toronto, 1956-57; Gerald Coleman, London, 2004-05
- 7 Dan Turple, Kitchener, 2005-06; Thomas McCollum, Guelph/Brampton, 2008-09; Jack Flinn, Mississauga, 2015-16; Michael DiPietro, Windsor 2017-18

Longest Consecutive Point Scoring Streak (Games)

- 55 Doug Gilmour, Cornwall, Oct. 19, 1982 through Feb. 27, 1983
- 52 Jim Fox, Ottawa, Sept. 20, 1979 through March 14, 1980

Longest Consecutive Goal Scoring Streak (Games)

- 19 Mike Ricci, Peterborough, Oct. 27, 1988 through Dec. 11, 1988; Alex DeBrincat, Erie, Jan. 24 to March 10, 2017
- 18 Brian Dobbin, London, Nov. 16, 1984 through Jan. 6, 1985

Longest Consecutive Assist Scoring Streak (Games)

- 26 Lee Giffin, Oshawa, Nov. 30, 1986 through March 15, 1987
- 23 Jim Fox, Ottawa, Dec. 14, 1979 through March 14, 1980

SINGLE GAME

Most Goals, One Game

- 6 Dave Staffen, Ottawa (1973-74); Tim Young, Ottawa (1974-75); Paul Mancini, Sault Ste. Marie (1977-78); Tony Tanti, Oshawa (1980-81); Mario Simioni, Toronto (1982-83); Garry Lacey, Toronto (1983-84); Kevin Conway, Kingston (1983-84); Steve Thomas, Toronto (1983-84); Jack MacKeigan, Toronto (1985-86); Colin Miller, Niagara Falls (1988-89)

Most Assists, One Game

- 9 Mike Kaszycki, Sault Ste. Marie, March 11, 1976 vs. Kitchener
- 7 Ten times

Most Points, One Game

- 11 Mike Kaszycki, Sault Ste. Marie, March 11, 1976 vs. Kitchener, 2 goals, 9 assists)
- 10 Steve Thomas, Toronto, March 11/84 vs. Kingston (6G, 4A); Darren Colbourne, Cornwall, Oct. 29/87 vs. Toronto (4G, 6A)

Most Goals, by a Defenceman, One Game

- 5 Allan MacInnis, Kitchener, March 13, 1983 vs. Guelph

Most Assists, by a Defenceman, One Game

- 7 Mike O'Connell, Kingston, 1974-75
- 6 Bryan Fogarty, Niagara Falls, Jan. 12, 1989 at North Bay; Jason Gladney, Kitchener, Oct. 29, 1993 vs. Detroit

Most Points, by a Defenceman, One Game

- 8 Bryan Fogarty, twice, Nov. 11, 88 at Sudbury (3 goals, 5 assists) and Jan. 12, 89 at North Bay (2 goals, 6 assists);
Andre Benoit, Kitchener, September 19 vs. Plymouth (4 goals, 4 assists)

Most Goals, by a Rookie, One Game

- 6 Tony Tanti, Oshawa, Jan. 18, 1981 vs. Kitchener; Colin Miller, Niagara Falls, Oct. 13, 1988 vs. North Bay

Most Points, by a Rookie, One Game

- 8 Dave Simpson, London, Nov. 30/79 vs. Brantford; Tony Tanti, Oshawa, Jan. 18/81 vs. Kit; Mike Wolak, Kitchener, Dec. 13/85 vs. Sby

Most Power-play Goals, One Game

- 5 Bobby Smith, Ottawa, Oct. 2, 1977 vs. Niagara Falls

Most Shorthand Goals, One Game

- 3 Mike Hoffman, Brantford, Dec. 26, 1982 vs. Guelph; David Bruce, Kitchener, Jan. 6, 1984 vs. Cornwall

Longest Shootout Game

- 38 Dec. 2, 2012, London 4 vs Mississauga 3; winner by Seth Griffith vs. Spencer Martin
28 Nov. 15, 2008, Windsor 4 at Saginaw 3 (Windsor 2-1); winner by Ron Soucie vs. Edward Pasquale
Jan. 25, 2017, Ottawa 67's 5 vs Kingston Frontenacs 4, winner by Kyle Auger vs. Jeremy Helvig
Feb. 17, 2017, Oshawa Generals 5 vs Ottawa 67's 4, winner by Kyle MacLean vs. Leo Lazarev
26 Nov. 13, 2011, Brampton 3 vs. Ottawa 2; winner by Brett Mackie vs. Petr Mrazek
22 Oct. 15, 2006, Kitchener 4 at London 5 (London 2-1); winner by Adam Hasani vs. John Murray
22 Mar. 8, 2007, Kingston 2 at Brampton 3 (Brampton 2-1); winner by Jason Dale vs. Darryl Borden
20 Jan. 27, 2006, Toronto St. Michael's 7 at Kingston 6 (Toronto 2-1); winner by Justin DiBenedetto vs. Dan Taylor

PERIOD

Fastest Goal, Start of the Game

- 0:05 Paul Gardner, Oshawa, Feb. 13, 1976 vs. Kitchener; Dave MacQueen, Sudbury, Oct. 20, 1978 vs. Peterborough

Fastest Goal, Start of Period

- 0:04 Doug Synishin, London, Nov. 3, 1989 vs. Niagara Falls, 2nd period
Petrus Palmu, Owen Sound Attack, Sept. 25 vs Hamilton, 2nd period

Fastest Two Goals, by One Player

- 0:03 Tyler Ertel, North Bay, Jan. 8, 1989 vs. Sudbury, 3rd period at 19:35 and 19:38

Fastest Three Goals, by One Player

- 0:24 Tom McDonell, Ottawa, Dec. 10, 1976 vs. Sudbury, 2nd period at 13:02, 13:12 and 13:26

HAMILTON SPECTATOR TROPHY

The Hamilton Spectator Trophy is awarded to the team that finishes the regular season first overall in the Ontario Hockey League. The trophy was presented to the Ontario Hockey Association by the Hamilton Spectator in the 1957-58 season.

The St. Catharines Tee Pees were the first recipients of the trophy in 1957-58 and 1958-59. Since its inception, the Peterborough Petes and Kitchener Rangers have won the trophy seven times, more than any other team in the League. The London Knights have won it six times while the Toronto Marlboros and Sault Ste. Marie Greyhounds have won the trophy five times. The Guelph Storm won it four times while London became the first team to ever win the Hamilton Spectator Trophy in four consecutive seasons from 2003-04 to 2006-07.

The winner of the Hamilton Spectator Trophy has gone on to win the OHL championship 24 times and the Memorial Cup 11 times.


SEASON	WINNER	GP	W	L	T	OTL	SL	PTS
1957-58	St. Catharines Tee Pees	52	32	14	6	-	-	70
1958-59	St. Catharines Tee Pees	54	40	11	3	-	-	83
1959-60	Toronto Marlboros	48	28	17	3	-	-	59
1960-61	Guelph Royals	48	30	9	9	-	-	69
1961-62	Montreal Jr. Canadiens	50	34	11	5	-	-	73
1962-63	Niagara Falls Flyers	50	31	12	7	-	-	69
1963-64	Toronto Marlboros	56	40	9	7	-	-	87
1964-65	Niagara Falls Flyers	56	36	11	9	-	-	81
1965-66	Peterborough TPTs	48	24	14	10	-	-	58
1966-67	Kitchener Rangers	48	28	12	8	-	-	64
1967-68	Kitchener Rangers	54	38	10	6	-	-	82
1968-69	Montreal Jr. Canadiens	54	37	11	6	-	-	80
1969-70	Montreal Jr. Canadiens	54	37	12	5	-	-	79
1970-71	Peterborough TPTs	62	41	13	8	-	-	90
1971-72	Toronto Marlboros	63	45	15	3	-	-	93
1972-73	Toronto Marlboros	63	47	7	9	-	-	103
1973-74	Kitchener Rangers	70	43	18	9	-	-	95
1974-75	Toronto Marlboros	70	48	13	9	-	-	105
1975-76	Sudbury Wolves	66	47	11	8	-	-	102
1976-77	St. Catharines Fincups	66	50	11	5	-	-	105
1977-78	Ottawa 67's	68	43	18	7	-	-	93
1978-79	Peterborough Petes	68	46	19	3	-	-	95
1979-80	Peterborough Petes	68	47	20	1	-	-	95
1980-81	Sault Ste. Marie Greyhounds	68	47	19	2	-	-	96
1981-82	Ottawa 67's	68	47	19	2	-	-	96
1982-83	Sault Ste. Marie Greyhounds	70	48	21	1	-	-	97
1983-84	Kitchener Rangers	70	52	16	2	-	-	106
1984-85	Sault Ste. Marie Greyhounds	66	54	11	1	-	-	109
1985-86	Peterborough Petes	66	45	19	2	-	-	92
1986-87	Oshawa Generals	66	49	14	3	-	-	101
1987-88	Windsor Compuware Spitfires	66	50	14	2	-	-	102
1988-89	Kitchener Rangers	66	41	19	6	-	-	88
1989-90	Oshawa Generals	66	42	20	4	-	-	88
1990-91	Oshawa Generals	66	47	13	6	-	-	100
1991-92	Peterborough Petes	66	41	18	7	-	-	89
1992-93	Peterborough Petes	66	46	15	5	-	-	97
1993-94	North Bay Centennials	66	46	15	5	-	-	97
1994-95	Guelph Storm	66	47	14	5	-	-	99
1995-96	Guelph Storm	66	45	16	5	-	-	95
1996-97	Ottawa 67's	66	49	11	6	-	-	104
1997-98	Guelph Storm	66	42	18	6	-	-	90
1998-99	Plymouth Whalers	68	51	13	4	-	-	106
1999-00	Plymouth Whalers	68	45	19	4	1	-	95
2000-01	Erie Otters	68	45	13	10	2	-	102
2001-02	Plymouth Whalers	68	39	17	12	2	-	92
2002-03	Kitchener Rangers	68	46	17	5	3	-	100
2003-04	London Knights	68	53	11	2	2	-	110
2004-05	London Knights	68	59	7	2	0	-	120
2005-06	London Knights	68	49	15	-	1	3	102
2006-07	London Knights	68	50	14	-	1	3	104
2007-08	Kitchener Rangers	68	53	11	-	1	3	110
2008-09	Windsor Spitfires	68	57	10	-	0	1	115
2009-10	Barrie Colts	68	57	9	-	0	2	116
2010-11	Mississauga St. Michael's Majors	68	53	13	-	0	2	108
2011-12	London Knights	68	49	18	-	0	1	99
2012-13	London Knights	68	50	13	-	2	3	105
2013-14	Guelph Storm	68	52	12	-	2	2	108
2014-15	Sault Ste. Marie Greyhounds	68	54	12	-	0	2	110
2015-16	Erie Otters	68	52	15	-	1	0	105
2016-17	Erie Otters	68	50	15	-	2	1	103
2017-18	Sault Ste. Marie Greyhounds	68	55	7	-	3	3	116

CONFERENCE CHAMPIONSHIP TROPHIES

The OHL has utilized a two conference division since the 1998-99 season and in 2003 announced that conference championship trophies were created and named in honour of two of the OHL's most esteemed graduates.

The Eastern Conference championship trophy is named The Bobby Orr Trophy in honour of Orr, who played four seasons in the OHL for the Oshawa Generals from 1962-66. The Western Conference championship trophy is named The Wayne Gretzky Trophy in honour of Gretzky, who played for the Sault Ste. Marie Greyhounds in 1977-78.

Both honourees are members of the Hockey Hall of Fame.



**BOBBY ORR TROPHY
EASTERN CONFERENCE CHAMPIONS**

YEAR	CLUB
1999	Belleville Bulls
2000	Barrie Colts
2001	Ottawa 67's
2002	Barrie Colts
2003	Ottawa 67's
2004	Mississauga IceDogs
2005	Ottawa 67's
2006	Peterborough Petes
2007	Sudbury Wolves
2008	Belleville Bulls
2009	Brampton Battalion
2010	Barrie Colts
2011	Mississauga St. Michael's Majors
2012	Niagara IceDogs
2013	Barrie Colts
2014	North Bay Battalion
2015	Oshawa Generals
2016	Niagara IceDogs
2017	Mississauga Steelheads
2018	Hamilton Bulldogs



**WAYNE GRETZKY TROPHY
WESTERN CONFERENCE CHAMPIONS**

YEAR	CLUB
1999	London Knights
2000	Plymouth Whalers
2001	Plymouth Whalers
2002	Erie Otters
2003	Kitchener Rangers
2004	Guelph Storm
2005	London Knights
2006	London Knights
2007	Plymouth Whalers
2008	Kitchener Rangers
2009	Windsor Spitfires
2010	Windsor Spitfires
2011	Owen Sound Attack
2012	London Knights
2013	London Knights
2014	Guelph Storm
2015	Erie Otters
2016	London Knights
2017	Erie Otters
2018	Sault Ste. Marie Greyhounds

DIVISION TROPHIES

The Leyden, Emms, Bumbacco and Holody Trophies are presented each year to the teams finishing with the most points in the East, Central, West and Midwest Divisions, respectively.

The Emms and Leyden Trophies were first presented in the 1975-76 season when the OHL was split into divisions with the expansion of the League to 12 teams. The awards originated in recognition of Matt Leyden and Leighton "Hap" Emms for their contributions to Junior hockey in Ontario.

The Bumbacco Trophy was inaugurated in 1994-95 when the League realigned into three divisions. The award is named after former Sault Ste. Marie Greyhounds General Manager Angelo Bumbacco.

The Holody Trophy, awarded in recognition of the contributions to the Ontario Hockey League by former Guelph and Owen Sound Platers Governor Joe Holody, was presented following the 1998-99 season for the first time with the realignment of the League into four divisions.

EMMS TROPHY (CENTRAL DIVISION)

1975-76 Hamilton Fincups
1976-77 St. Catharines Fincups
1977-78 London Knights
1978-79 Niagara Falls Flyers
1979-80 Windsor Spitfires
1980-81 Kitchener Rangers
1981-82 Kitchener Rangers
1982-83 Sault Ste. Marie Greyhounds
1983-84 Kitchener Rangers
1984-85 Sault Ste. Marie Greyhounds
1985-86 North Bay Centennials
1986-87 North Bay Centennials
1987-88 Windsor Spitfires
1988-89 Kitchener Rangers
1989-90 London Knights
1990-91 Sault Ste. Marie Greyhounds
1991-92 Sault Ste. Marie Greyhounds
1992-93 Sault Ste. Marie Greyhounds
1993-94 Detroit Jr. Red Wings
1994-95 Guelph Storm
1995-96 Guelph Storm
1996-97 Kitchener Rangers
1997-98 Guelph Storm
1998-99 Barrie Colts
1999-00 Barrie Colts
2000-01 Sudbury Wolves
2001-02 Toronto St. Michael's Majors
2002-03 Brampton Battalion
2003-04 Toronto St. Michael's Majors
2004-05 Mississauga IceDogs
2005-06 Brampton Battalion
2006-07 Barrie Colts
2007-08 Brampton Battalion
2008-09 Brampton Battalion
2009-10 Barrie Colts
2010-11 Mississauga St. Michael's Majors
2011-12 Niagara IceDogs
2012-13 Barrie Colts
2013-14 North Bay Battalion
2014-15 Barrie Colts
2015-16 Barrie Colts
2016-17 Mississauga Steelheads
2017-18 Barrie Colts

BUMBACCO TROPHY (WEST DIVISION)

1994-95 Detroit Jr. Red Wings
1995-96 Detroit Whalers
1996-97 Sault Ste. Marie Greyhounds
1997-98 London Knights
1998-99 Plymouth Whalers
1999-00 Plymouth Whalers
2000-01 Plymouth Whalers
2001-02 Plymouth Whalers
2002-03 Plymouth Whalers
2003-04 Sarnia Sting
2004-05 Sault Ste. Marie Greyhounds
2005-06 Plymouth Whalers
2006-07 Plymouth Whalers
2007-08 Sault Ste. Marie Greyhounds
2008-09 Windsor Spitfires
2009-10 Windsor Spitfires
2010-11 Saginaw Spirit
2011-12 Plymouth Whalers
2012-13 Plymouth Whalers
2013-14 Sault Ste. Marie Greyhounds
2014-15 Sault Ste. Marie Greyhounds
2015-16 Sarnia Sting
2016-17 Sault Ste. Marie Greyhounds
2017-18 Sault Ste. Marie Greyhounds

LEYDEN TROPHY (EAST DIVISION)

1975-76 Sudbury Wolves
1976-77 Ottawa 67's
1977-78 Ottawa 67's
1978-79 Peterborough Petes
1979-80 Peterborough Petes
1980-81 Sault Ste. Marie Greyhounds
1981-82 Ottawa 67's
1982-83 Ottawa 67's
1983-84 Ottawa 67's
1984-85 Peterborough Petes
1985-86 Peterborough Petes
1986-87 Oshawa Generals
1987-88 Peterborough Petes
1988-89 Peterborough Petes
1989-90 Oshawa Generals
1990-91 Oshawa Generals
1991-92 Peterborough Petes
1992-93 Peterborough Petes
1993-94 North Bay Centennials
1994-95 Kingston Frontenacs
1995-96 Ottawa 67's
1996-97 Ottawa 67's
1997-98 Ottawa 67's
1998-99 Ottawa 67's
1999-00 Ottawa 67's
2000-01 Belleville Bulls
2001-02 Belleville Bulls
2002-03 Ottawa 67's
2003-04 Ottawa 67's
2004-05 Peterborough Petes
2005-06 Peterborough Petes
2006-07 Belleville Bulls
2007-08 Belleville Bulls
2008-09 Belleville Bulls
2009-10 Ottawa 67's
2010-11 Ottawa 67's
2011-12 Ottawa 67's
2012-13 Belleville Bulls
2013-14 Oshawa Generals
2014-15 Oshawa Generals
2015-16 Kingston Frontenacs
2016-17 Peterborough Petes
2017-18 Hamilton Bulldogs

HOLODY TROPHY (MIDWEST DIVISION)

1998-99 Guelph Storm
1999-00 Erie Otters
2000-01 Erie Otters
2001-02 Erie Otters
2002-03 Kitchener Rangers
2003-04 London Knights
2004-05 London Knights
2005-06 London Knights
2006-07 London Knights
2007-08 Kitchener Rangers
2008-09 London Knights
2009-10 London Knights
2010-11 Owen Sound Attack
2011-12 London Knights
2012-13 London Knights
2013-14 Guelph Storm
2014-15 Erie Otters
2015-16 Erie Otters
2016-17 Erie Otters
2017-18 Kitchener Rangers

RED TILSON TROPHY (MOST OUTSTANDING PLAYER)

JORDAN KYROU

SARNIA STING

Jordan Kyrrou becomes the Sting's first Red Tilson Trophy recipient after finishing third in OHL scoring with 109 points in 56 games including 39 goals while tying for the league lead with 70 assists. His offensive production delivered an impressive 1.95 points-per-game to lead all skaters while captaining the Sting to their best regular season in franchise history with 46 wins and 97 points.

The 20-year-old from Toronto, Ont., was the league's first player to reach the century mark for points this season achieving the milestone mark in his 50th game on February 27. He generated 31 multi-point performances and was recognized as OHL Player of the Month twice (October and November) amidst the club's record 14-game winning-streak (September 30 to November 2), and received OHL Player of the Week honours three times (week ending October 22, January 21, February 25). He also tied for the Western Conference lead by appearing among the top three in four different categories of the annual Coaches Poll including tied for first in the Best Stickhandler vote, second Smartest Player, second Best Playmaker, and second Best Skater.

Kyrrou was originally chosen by the Sting in the second round of the 2014 OHL Priority Selection and was named captain prior to the 2017-18 campaign. He accumulated 290 points in 250 games during his four-year tenure including 99 goals and a franchise record 191 assists. His 290 points stand second in Sting all-time scoring behind only Jon Sim who recorded 311 points in 211 games.

The Red Tilson Award is the most prestigious award presented by the Ontario Hockey League, going each year to the player that is voted the most outstanding during the regular season by OHL writers and broadcasters.

The Award is in honour of Albert "Red" Tilson, who was killed in action in Europe during World War II. Tilson was the OHA scoring champion for the 1942-43 season after scoring 19 goals and 38 assists for 57 points in 22 games with the Oshawa Generals.



YEAR	PLAYER, CLUB
1944-45	Doug McMurdy, St. Catharines
1945-46	Tod Sloan, St. Michael's
1946-47	Ed Sandford, St. Michael's
1947-48	George Armstrong, Stratford
1948-49	Gil Mayer, Barrie
1949-50	George Armstrong, Marlboros
1950-51	Glenn Hall, Windsor
1951-52	Bill Harrington, Kitchener
1952-53	Bob Attersley, Oshawa
1953-54	Brian Cullen, St. Catharines
1954-55	Hank Ciesla, St. Catharines
1955-56	Ron Howell, Guelph
1956-57	Frank Mahovlich, St. Michael's
1957-58	Murray Oliver, Hamilton
1958-59	Stan Mikita, St. Catharines
1959-60	Wayne Connelly, Peterborough
1960-61	Rod Gilbert, Guelph
1961-62	Pit Martin, Hamilton
1962-63	Wayne Maxner, Niagara Falls
1963-64	Yvan Cournoyer, Montreal
1964-65	Andre Lacroix, Peterborough
1965-66	Andre Lacroix, Peterborough
1966-67	Mickey Redmond, Peterborough
1967-68	Walt Tkaczuk, Kitchener
1968-69	Rejean Houle, Montreal
1969-70	Gilbert Perreault, Montreal
1970-71	Dave Gardner, Toronto
1971-72	Don Lever, Niagara Falls
1972-73	Rick Middleton, Oshawa
1973-74	Jack Valiquette, Sault Ste. Marie
1974-75	Denis Maruk, London
1975-76	Peter Lee, Ottawa
1976-77	Dale McCourt, St. Catharines
1977-78	Bob Smith, Ottawa
1978-79	Mike Foligno, Sudbury
1979-80	Jim Fox, Ottawa
1980-81	Ernie Godden, Windsor
1981-82	Dave Simpson, London

YEAR	PLAYER, CLUB
1982-83	Doug Gilmour, Cornwall
1983-84	John Tucker, Kitchener
1984-85	Wayne Groulx, Sault Ste. Marie
1985-86	Ray Sheppard, Cornwall
1986-87	Scott McCrory, Oshawa
1987-88	Andrew Cassels, Ottawa
1988-89	Bryan Fogarty, Niagara Falls
1989-90	Mike Ricci, Peterborough
1990-91	Eric Lindros, Oshawa
1991-92	Todd Simon, Niagara Falls
1992-93	Pat Peake, Detroit
1993-94	Jason Allison, London
1994-95	David Ling, Kingston
1995-96	Alyn McCauley, Ottawa
1996-97	Alyn McCauley, Ottawa
1997-98	David Legwand, Plymouth
1998-99	Brian Campbell, Ottawa
1999-00	Andrew Raycroft, Kingston
2000-01	Brad Boyes, Erie
2001-02	Brad Boyes, Erie
2002-03	Corey Locke, Ottawa
2003-04	Corey Locke, Ottawa
2004-05	Corey Perry, London
2005-06	Wojtek Wolski, Brampton
2006-07	John Tavares, Oshawa
2007-08	Justin Azevedo, Kitchener
2008-09	Cody Hodgson, Brampton
2009-10	Tyler Seguin, Plymouth
2010-11	Ryan Ellis, Windsor
2011-12	Michael Houser, London
2012-13	Vincent Trocheck, Plymouth
2013-14	Connor Brown, Erie
2014-15	Connor McDavid, Erie
2015-16	Mitch Marner, London
2016-17	Alex DeBrincat, Erie
2017-18	Jordan Kyrrou, Sarnia

EDDIE POWERS MEMORIAL TROPHY (TOP SCORER)

AARON LUCHUK

BARRIE COLTS

Aaron Luchuk recorded 50 goals and 65 assists for 115 points in 68 games to lead all OHL players in regular season scoring to earn the Eddie Powers Memorial Trophy. The 20-year-old from Kingston, Ont., split his season between the Barrie Colts and the Windsor Spitfires where he was originally a fourth round pick in the 2013 OHL Priority Selection and captured a 2017 Mastercard Memorial Cup title. After his move to Barrie in December, the overage centre produced 22 goals and 42 assists for 64 points in 38 games.



Luchuk became the 12th all-time member of the Colts to reach the century mark for points on March 2, and his 50 goals tied for the league lead with teammate Dmitry Sokolov both attaining the milestone mark on March 16 and representing the first pair from the same team to accomplish the feat in the same season since 2005-06 London Knights Rob Schremp and David Bolland.

Signed to a free agent contract by the Ottawa Senators in December, Luchuk delivered 35 multi-point performances this season, recorded the league's second longest point-streak at 21 games, and finishes his OHL career with 115 goals and 135 assists for 250 points in 274 regular season games. He is the third member of the Colts to win the award following Kevin Labanc in 2015-16 and Sheldon Keefe in 1999-2000.

The Eddie Powers Memorial Trophy was donated by the Toronto Marlboro Athletic Club in memory of Edward Powers. The trophy was first awarded to Tod Sloan of St. Michael's as the league's top scorer following the 1945-46 season.

SEASON	PLAYER, CLUB	GP	G	A	PTS.	SEASON	PLAYER, CLUB	GP	G	A	PTS.	
1933-34	J. Graboski, Oshawa	16	23	23	46	1976-77	Dwight Foster, Kitchener	64	60	83	143	
1934-35	J. Good, Toronto Lions	16	15	13	28	1977-78	Bob Smith, Ottawa	61	69	123	192	
1935-36	John O'Flaherty, West Tor.	10	6	14	20	1978-79	Mike Faigno, Sudbury	68	65	85	150	
1936-37	Billy Taylor, Oshawa	12	12	14	26	1979-80	Jim Fox, Ottawa	52	65	101	166	
1937-38	Hank Goldup, Toronto	14	25	16	41	1980-81	John Goodwin, S.S. Marie	68	56	110	166	
1938-39	Billy Taylor, Oshawa	14	22	31	53	1981-82	Dave Simpson, London	68	67	88	155	
1939-40	Jud McAtee, Oshawa	18	25	19	44	1982-83	Doug Gilmour, Cornwall	68	70	107	177	
1940-41	Gaye Stewart, Toronto	16	31	13	44	1983-84	Tim Salmon, Kingston	69	45	100	145	
1941-42	Bob West, Brantford	40	40	28	68	1984-85	Dave MacLean, Belleville	63	64	90	154	
1942-43	Albert "Red" Tilson, Oshawa	22	19	38	57	1985-86	Ray Sheppard, Cornwall	63	81	61	142	
1943-44	Ken Smith, Oshawa	26	53	26	79	1986-87	Scott McCrory, Oshawa	66	51	99	150	
1944-45	Leo Gravelle, St. Michael's	17	30	22	52	1987-88	Andrew Cassels, Ottawa	61	48	103	151	
1945-46	Tod Sloan, St. Michael's	25	47	32	79	1988-89	Bryan Fogarty, Niagara Falls	66	47	108	155	
1946-47	Fleming Mackell, St. Michael's	28	49	33	82	1989-90	Keith Primeau, Niagara Falls	65	57	70	127	
1947-48	George Armstrong, Stratford	36	33	40	73	1990-91	Eric Lindros, Oshawa	57	71	78	149	
1948-49	Bert Giesebrecht, Windsor	44	47	46	93	1991-92	Todd Simon, Niagara Falls	66	53	93	146	
1949-50	Earl Reibel, Windsor	48	53	76	129	1992-93	Andrew Brunette, Owen Sound	66	62	100	162	
1950-51	Lou Jankowski, Oshawa	54	65	59	124	1993-94	Jason Allison, London	56	55	87	142	
1951-52	Ken Laufman, Guelph	54	53	86	139	1994-95	Marc Savard, Oshawa	66	45	96	139	
1952-53	Jim McBurney, Galt	55	61	35	96	1995-96	Aaron Brand, Sarnia	66	46	73	119	
1953-54	Brian Cullen, St. Catharines	59	68	93	161	1996-97	Marc Savard, Oshawa	64	43	87	130	
1954-55	Hank Ciesla, St. Catharines	45	57	49	106	1997-98	Peter Sarno, Windsor	64	33	88	121	
1955-56	Stan Baliuk, Kitchener	48	31	73	104	1998-99	Peter Sarno, Sarnia	68	37	93	130	
1956-57	Bill Sweeney, Guelph	52	49	57	106	1999-00	Sheldon Keefe, Barrie	66	48	73	121	
1957-58	John McKenzie, St. Catharines	52	48	51	99	2000-01	Kyle Wellwood, Belleville	68	35	83	118	
1958-59	Stan Mikita, St. Catharines	47	38	59	97	2001-02	Nathan Robinson, Belleville	67	47	63	110	
1959-60	Chico Maki, St. Catharines	45	39	53	92	2002-03	Corey Locke, Ottawa	66	63	88	151	
1960-61	Rod Gilbert, Guelph	47	54	49	103	2003-04	Corey Locke, Ottawa	65	51	67	118	
1961-62	Andre Boudrias, Montreal	50	34	63	97	2004-05	Corey Perry, London	60	47	83	130	
1962-63	Wayne Maxner, Niagara Falls	50	32	62	94	2005-06	Rob Schremp, London	57	57	88	145	
1963-64	Andre Boudrias, Montreal	55	38	97	135	2006-07	Patrick Kane, London	58	62	83	145	
1964-65	Ken Hodge, St. Catharines	55	63	60	123	2007-08	Justin Azavedo, Kitchener	67	43	81	124	
1965-66	Andre Lacroix, Peterborough	48	40	80	120	2008-09	John Tavares, London	56	58	46	104	
1966-67	Derek Sanderson, Niagara Falls	47	41	60	101	2009-10	Tyler Seguin, Plymouth	63	48	58	106	
1967-68	Tom Webster, Niagara Falls	54	50	64	114		Taylor Hall, Windsor	57	40	66	106	
1968-69	Rejean Houle, Montreal	54	53	55	108		Jason Akeson, Kitchener	67	24	84	108	
1969-70	Marcel Dionne, St. Catharines	54	55	77	132		Tyler Toffoli, Ottawa	68	57	51	108	
1970-71	Marcel Dionne, St. Catharines	54	62	81	143		Michael Sgarbossa, Sudbury	66	47	55	102	
1971-72	Dave Gardner, Toronto	57	53	76	129		2012-13	Vincent Trocheck, Plymouth	63	50	59	109
	Bill Harris, Toronto (tie)	63	57	72	129		2013-14	Connor Brown, Erie	68	45	83	106
1972-73	Blake Dunlop, Ottawa	62	60	99	159		2014-15	Dylan Strom, Erie	68	45	84	129
1973-74	Jack Valiquette, S.S. Marie	69	63	72	135		2015-16	Kevin Labanc, Barrie	65	39	88	127
	Rick Addoona, St. Cath. (tie)	70	51	84	135		2016-17	Alex DeBrincat, Barrie	63	65	62	127
1974-75	Bruce Boudreau, Toronto	69	68	97	165		2017-18	Aaron Luchuk, Barrie	68	50	65	115
1975-76	Mike Kaszycki, S.S. Marie	66	51	119	170							

MATT LEYDEN TROPHY (COACH OF THE YEAR)

DREW BANNISTER

SAULT STE. MARIE GREYHOUNDS

Drew Bannister led the Greyhounds to an all-time franchise best record of 55-7-3-3 for 116 points earning the club's fifth Hamilton Spectator Trophy as OHL regular season champions.

With Bannister behind the bench the 2017-18 Greyhounds boasted the league's most lethal offence and stingiest defence producing a league-high 317 goals while surrendering a league-low 186. They set a franchise record 23-game winning-streak from October 28 to December 30 which ranks third best in OHL history and also went on a 27-game home winning-streak from October 20 to March 14 which stands as the second-longest in OHL history.

The Matt Leyden Trophy has been awarded annually to the Coach of the Year in the Ontario Hockey League as selected by his peers since 1972. The award is in recognition of the contributions of Matt Leyden, past President of the Ontario Hockey Association from 1965-67 and is a former manager of the Oshawa Generals that spent more than 50 years with the team.



YEAR	WINNER, CLUB
1971-72	Gus Bodnar, Oshawa
1972-73	George Armstrong, Toronto
1973-74	Jack Bonmass, Kingston
1974-75	Bert Templeton, Hamilton
1975-76	Jerry Toppazzini, Sudbury
1976-77	Bill Long, London
1977-78	Bill White, Oshawa
1978-79	Gary Green, Peterborough
1979-80	Dave Chambers, Toronto
1980-81	Brian Kilrea, Ottawa
1981-82	Brian Kilrea, Ottawa
1982-83	Terry Crisp, Sault Ste. Marie
1983-84	Tom Barrett, Kitchener
1984-85	Terry Crisp, Sault Ste. Marie
1985-86	Jacques Martin, Guelph
1986-87	Paul Theriault, Oshawa

YEAR	WINNER, CLUB 1987-88
	Dick Tadd, Peterborough
1988-89	Joe McDonnell, Kitchener
1989-90	Larry Mavety, Kingston
1990-91	George Burnett, Niagara Falls
1991-92	George Burnett, Niagara Falls
1992-93	Gary Agnew, London
1993-94	Bert Templeton, North Bay
1994-95	Craig Hartsburg, Guelph
1995-96	Brian Kilrea, Ottawa
1996-97	Brian Kilrea, Ottawa
1997-98	Gary Agnew, London
1998-99	Peter DeBoer, Plymouth
1999-00	Peter DeBoer, Plymouth
2000-01	Dave MacQueen, Erie
2001-02	Craig Hartsburg, Sault Ste. Marie
2002-03	Brian Kilrea, Ottawa

YEAR	WINNER, CLUB
2003-04	Dale Hunter, London
2004-05	Dale Hunter, London
2005-06	Dave Barr, Guelph
2006-07	Michael Vellucci, Plymouth
2007-08	Bob Boughner, Windsor
2008-09	Bob Boughner, Windsor
2009-10	Dale Hunter, London
2010-11	Mark Reeds, Owen Sound
2011-12	Greg Gilbert, Saginaw
2012-13	Mike Vellucci, Plymouth
2013-14	D.J. Smith, Oshawa
2014-15	Sheldon Keefe, Sault Ste. Marie
2015-16	Kris Knoblauch, Erie
2016-17	Ryan McGill, Owen Sound
2017-18	Drew Bannister, Sault Ste. Marie

JIM MAHON MEMORIAL TROPHY (TOP SCORING RIGHT WINGER)

JORDAN KYROU SARNIA STING

Jordan Kyrou finished third in OHL scoring but led all right wingers with 109 points including 39 goals and 70 assists in just 56 games. The 19-year-old from Toronto, Ont., was the league's first to reach the century mark for points reaching the milestone mark in his 50th game on February 27.

The Jim Mahon Memorial Trophy is awarded annually to the right winger who scores the most points during the OHL regular season. The trophy was presented for competition in the 1971-72 season by the players and management of the Peterborough Major Junior Hockey Club in memory of Jim Mahon, right winger for their team who was accidentally killed that summer. In the event of a tie, the award will go to the right winger who has scored the most goals. If there is still a tie, the players will become co-winners.



SEASON	PLAYER
71-72	Bill Harris, Toronto
72-73	Dennis Ververgaert, London
73-74	Dave Gorman, St. Cath.
74-75	Mark Napier, Toronto
75-76	Peter Lee, Ottawa
76-77	John Anderson, Toronto
77-78	Dino Ciccarelli, London
78-79	Mike Foligno, Sudbury
79-80	Jim Fox, Ottawa
80-81	Tony Tanti, Oshawa
81-82	Tony Tanti, Oshawa
82-83	Ian MacLinnis, Cornwall
83-84	Wayne Presley, Kitchener
84-85	Dave MacLean, Belleville
85-86	Ray Sheppard, Cornwall
86-87	Ron Goodall, Kitchener

SEASON	PLAYER
87-88	Sean Williams, Oshawa
88-89	Stan Drulia, Niagara Falls
89-90	Owen Nolan, Cornwall
90-91	Rob Pearson, Oshawa
91-92	Darren McCarty, Belleville
92-93	Kevin Brown, Detroit
93-94	Kevin Brown, Detroit
94-95	David Ling, Kingston
95-96	Cameron Mann, Peterb.
96-97	Joe Seroski, S.S. Marie
97-98	Maxim Spiridonov, London
98-99	Norm Milley, Sudbury
99-00	Sheldon Keefe, Barrie
00-01	Branko Radivojevic, Belv
01-02	Mike Renzi, Belleville
02-03	Matt Foy, Ottawa

SEASON	PLAYER
03-04	Corey Perry, London
04-05	Corey Perry, London
05-06	David Bolland, London
06-07	Patrick Kane, London
07-08	John Hughes, Brampton
08-09	Bryan Cameron, Belleville
09-10	Taylor Beck, Guelph
10-11	Jason Akeson, Kit/Tyler Toffoli, Ott
11-12	Tyler Toffoli, Ottawa
12-13	Seth Griffith, London
13-14	Connor Brown, Erie
14-15	Mitchell Marner, London
15-16	Kevin Labanc, Barrie
16-17	Alex DeBrincat, Erie
17-18	Jordan Kyrou, Sarnia


MAX KAMINSKY TROPHY (DEFENCEMAN OF THE YEAR)

NICOLAS HAGUE MISSISSAUGA STEELHEADS

Nicolas Hague becomes the first Steelhead in all-time franchise history to win the award after leading his team in scoring and finishing second among blueliners with 78 points in 67 games including 35 goals and 43 assists. His 78 points set a Steelheads single season record while his 35 goals represent an all-time franchise mark and the most by an OHL defenceman since Chris Allen of the Kingston Frontenacs scored 38 times in 1997-98.

Hague produced 26 multi-point performances in 2017-18 and finished the regular season campaign with a career-high 11-game point-streak. His 15 power play goals led all defencemen and tied for fifth overall among the league's top scorers, while his 270 shots on goal was the eighth highest total among all skaters.

The Max Kaminsky Trophy is awarded annually to the Most Outstanding Defenceman as selected by League general managers. Prior to 1969, the Kaminsky Trophy was awarded to the Most Gentlemanly Player. The award is named in recognition of Kaminsky, who enjoyed a 10-year professional playing career that included four years in the NHL with Ottawa, Boston and Montreal. After he retired from playing, Kaminsky enjoyed a 15-year coaching career that was capped by winning the Memorial Cup with the St. Catharines Teepees in 1960.



SEASON	PLAYER, CLUB
1969-70	Ron Plumb, Peterborough
1970-71	Jocelyn Guèvremont, Montreal
1971-72	Denis Potvin, Ottawa
1972-73	Denis Potvin, Ottawa
1973-74	Jim Turkiewicz, Peterborough
1974-75	Mike O'Connell, Kingston
1975-76	Rick Green, London
1976-77	Craig Hartsburg, S.S. Marie
1977-78	Brad Marsh, Ldn/Rob Ramage, Ldn
1978-79	Greg Theberge, Peterborough
1979-80	Larry Murphy, Peterborough
1980-81	Randy Boyd, Ottawa
1981-82	Ron Meighan, Niagara Falls
1982-83	Allan MacInnis, Kitchener
1983-84	Brad Shaw, Ottawa
1984-85	Bob Halkidis, London
1985-86	Jeff Brown, Sby/Terry Carkner, Pbo

SEASON	PLAYER, CLUB
1986-87	Kerry Huffman, Guelph
1987-88	Darryl Shannon, Windsor
1988-89	Bryan Fogarty, Niagara Falls
1989-90	John Slaney, Cornwall
1990-91	Chris Snell, Ottawa
1991-92	Drake Berehowsky, North Bay
1992-93	Chris Pronger, Peterborough
1993-94	Jamie Rivers, Sudbury
1994-95	Bryan Berard, Detroit
1995-96	Bryan Berard, Detroit
1996-97	Sean Blanchard, Ottawa
1997-98	Chris Allen, Kingston
1998-99	Brian Campbell, Ottawa
1999-00	John Erskine, London
2000-01	Alexei Semenov, Sudbury
2001-02	Erik Reitz, Barrie
2002-03	Brendan Bell, Ottawa

SEASON	PLAYER, CLUB
2003-04	James Wisniewski, Plymouth
2004-05	Danny Syvret, London
2005-06	Andrej Sekera, Owen Sound
2006-07	Marc Staal, Sudbury
2007-08	Drew Doughty, Guelph
2008-09	Ryan Ellis, Windsor
2009-10	Jacob Muzzin, Sault Ste. Marie
2010-11	Ryan Ellis, Windsor
2011-12	Dougie Hamilton, Niagara
2012-13	Ryan Sproul, S.S. Marie
2013-14	Aaron Ekblad, Barrie
2014-15	Anthony DeAngelo, Sault Ste. Marie
2015-16	Mikhail Sergachev, Windsor
2016-17	Darren Raddysch, Erie
2017-18	Nicolas Hague, Mississauga

EXECUTIVE OF THE YEAR

The OHL Executive of the Year Award was presented annually to the executive whose team demonstrates success both on the ice and at the administration level through excellent organization and franchise success from 1989 to 2013. The winner was selected by the League's Executive Council.

SEASON	WINNER
1989-90	Sam McMaster, Sudbury
1990-91	Sherwood Bassin, SSM
1991-92	Bert Templeton, North Bay
1992-93	Jim Rutherford, Detroit
1993-94	Jim Rutherford, Detroit
1994-95	Mike Kelly, Guelph
1995-96	Bert Templeton, Barrie
1996-97	Ed Rowe, Peterborough
1997-98	Paul McIntosh, London
1998-99	Jeff Hunt, Ottawa
1999-00	Robert Ciccarelli, Sarnia
2000-01	Not awarded

SEASON	WINNER
2001-02	Sherwood Bassin, Erie
2002-03	Steve Bienkowski, Kit
2003-04	Mark Hunter, London
2004-05	Michael Futa, Owen Sound
2005-06	Craig Goslin, Saginaw
2006-07	Craig Goslin, Saginaw
2007-08	Denise Burke, Niagara
2008-09	Warren Rychel, Windsor
2009-10	Rick Goetz, Guelph
2010-11	Dale DeGray, Owen Sound
2011-12	Steve Bienkowski, Kit
2012-13	Mike Vellucci, Plymouth

KEN BODENDISTEL CHARACTER AWARD FOR OFFICIALS

"The Bodie" is presented annually to the OHL official who demonstrates a passion and dedication to officiating and the game of hockey, who best exemplifies leadership on and off the ice, professionalism, and is respected by OHL member teams, players, and fellow officials alike. The award was established in 2013 to honour late Ken Bodendistel, who passed away on Nov. 21, 2013.

Nominations for "The Bodie" are made by OHL officials and reviewed by a Selection Committee comprised of the league's Supervisory staff and Director of Officiating. The award is presented annually at the Officiating Camp.

The 2017-18 winner of the award is Kevin Hastings, who celebrated his 19th season as a linesman in the Ontario Hockey League.

YEAR	RECIPIENT	YEAR	RECIPIENT
2012-13	Scott Oakman	2015-16	Mike Cairns
2013-14	Sean Reid	2016-17	Joe Celestin
2014-15	Steve Corlyon	2017-18	Kevin Hastings

GOALTENDER OF THE YEAR

MICHAEL DIPIETRO WINDSOR SPITFIRES

Michael DiPietro becomes the first Spitfire to earn the award after playing in 56 games this season carrying a 29-21-3-1 record. He produced a league-high seven shutouts while posting the league's third lowest goals-against-average with a mark of 2.79 and a save percentage of .910 that tied for fourth overall. His seven shutouts not only led the OHL this season but established a new Spitfires single season record surpassing the mark of six he set in 2016-17.

During the 2017-18 campaign DiPietro finished fourth in minutes played at 3,267 and finished sixth overall with 1,544 saves for a rebuilding Spitfires club that finished sixth in the Western Conference standings. The Red Tilson Trophy nominee had 22 appearances of 30 or more saves and helped the Spitfires maintain the league's fifth best penalty killing efficiency at 81.2%. He earned OHL 'On the Run' Player of the Week as well as Vaughn CHL Goaltender of the Week honours for the first week of the season, was recognized as the Best Puck Handling Goalie in the annual Western Conference Coaches Poll, and finished tied for the league-lead with 13 first star recognitions in games this season.

Each year, the OHL awards the player that is selected by the member teams as the top goaltender in the League. The winner is the OHL's nominee for the CHL Goaltender of the Year.

SEASON	PLAYER	SEASON	PLAYER
1987-88	Rick Tabaracci, Cornwall	1997-98	Bujar Amidovski, Toronto
1988-89	Gus Morschauer, Kitchener	1998-99	Brian Finley, Barrie
1989-90	Jeff Fife, Belleville	1999-00	Andrew Raycraft, Kingston
1990-91	Mike Torchia, Kitchener	2000-01	Craig Andersson, Guelph
1991-92	Mike Fountain, Oshawa	2001-02	Ray Emery, S.S. Marie
1992-93	Manny Legace, Niagara Falls	2002-03	Andy Chiodo, Toronto
1993-94	Jamie Storj, Owen Sound	2003-04	Paulo Colaiacovo, Barrie
1994-95	Tyler Moss, Kingston	2004-05	Michael Uzvas, Mississauga
1995-96	Craig Hillier, Ottawa	2005-06	Adam Dennis, London
1996-97	Zac Bierk, Peterborough	2006-07	Steve Mason, London
		2007-08	Mike Murphy, Belleville
		2008-09	Mike Murphy, Belleville
		2009-10	Chris Carozzi, Mississauga
		2010-11	Mark Visentini, Niagara
		2011-12	Michael Houser, London
		2012-13	Jordan Binnington, Owen Sound
		2013-14	Alex Nedeljkovic, Plymouth
		2014-15	Lucas Peressini, Kingston
		2015-16	Mackenzie Blackwood, Barrie
		2016-17	Michael McNiven, Owen Sound
		2017-18	Michael DiPietro, Windsor



JACK FERGUSON AWARD (FIRST OVERALL SELECTION)

QUINTON BYFIELD SUDBURY WOLVES

"The Fergie" is presented annually to the player selected first overall in the Ontario Hockey League Priority Selection. The award recognizes the dedication and contributions made by Jack Ferguson during his 25 year association with the Ontario Hockey League, first as a scout with the Ottawa 67's and followed by his appointment as head of the OHL's Central Scouting Bureau in 1981 as its Director of Central Scouting.

Quinton Byfield earned OMHA ETA Minor Midget Player of the Year honours with a league-high 92 points in 34 games scoring 48 goals and 44 assists capturing the York-Simcoe Express to gold at the OMHA championship. He also added four goals and three assists for seven points in six games at the OHL Cup powered by Under Armour helping York-Simcoe reach the tournament's Semi-Finals. His regular season points-per-game mark in the OMHA ranks third all-time behind current NHL stars Steven Stamkos and Taylor Hall.

YEAR	PLAYER, TEAM	YEAR	PLAYER, TEAM
1981	Dan Quinn, Belleville	1994	Jeff Brown, Sarnia
1982	Kirk Muller, Guelph	1995	Daniel Tkaczuk, Barrie
1983	Trevor Stienburg, Guelph	1996	Rico Fata, London
1984	Dave Moylan, Sudbury	1997	Charlie Stephens, Toronto
1985	Bryan Fogarty, Kingston	1998	Jay Harrison, Brampton
1986	Troy Mallette, S.S. Marie	1999	Jason Spezza, Mississauga
1987	John Uniac, Sudbury	2000	Patrick Jarrett, Mississauga
1988	Drake Berehowsky, Kingston	2001	Patrick O'Sullivan, Mississauga
1989	Eric Lindros, S.S. Marie	2002	Robbie Schremp, Mississauga
1990	Pat Peake, Detroit	2003	Patrick McNeill, Saginaw
1991	Todd Harvey, Detroit	2004	John Hughes, Belleville
1992	Jeff O'Neill, Guelph	2005	John Tavares, Oshawa
1993	Alyn McCauley, Ottawa	2006	Steven Stamkos, Sarnia
		2007	Ryan O'Reilly, Erie
		2008	John McFarland, Sudbury
		2009	Daniel Catenacci, S.S. Marie
		2010	Alex Galchenyuk, Sarnia
		2011	Aaron Ekblad, Barrie
		2012	Connor McDavid, Erie
		2013	Travis Konecny, Ottawa
		2014	Jakob Chychrun, Sarnia
		2015	David Levin, Sudbury
		2016	Ryan Merkle, Guelph
		2017	Ryan Suzuki, Barrie
		2018	Quinton Byfield, Sudbury



DAVE PINKNEY TROPHY (LOWEST TEAM GOALS AGAINST)

MATTHEW VILLALTA / TYLER JOHNSON

SAULT STE. MARIE GREYHOUNDS

The Sault Ste. Marie Greyhounds allowed the fewest goals in the OHL this season with just 186 against, backstopped by the tandem of Matthew Villalta and Tyler Johnson who earn the Dave Pinkney Trophy which is one of two regular season league awards recognizing defensive efforts from a statistical standpoint. Villalta, a 19-year-old from Godfrey, Ont., led the league with a 2.58 goals-against-average and finished the 2017-18 campaign with a .908 save percentage and three shutouts in 49 appearances. The Los Angeles Kings prospect selected in the third round of the 2017 NHL Draft played to an overall record of 40-5-2-2 tying the franchise single season record for wins. He joined the Hounds as a free agent commit prior to the 2016-17 season and went on to claim the league's F.W. "Dinty" Moore Trophy with a rookie best goals-against-average of 2.41.

SEASON	PLAYER, CLUB
1948-49	Gil Mayer, Barrie
1949-50	Don Lockhart, Marlboros
1950-51	Don Lockhart, Marlboros & Lorne Howes, Barrie
1951-52	Don Head, Marlboros
1952-53	John Henderson, Marlboros
1953-54	Dennis Riggan, Hamilton
1954-55	John Albani, Marlboros
1955-56	Jim Crockett, Marlboros
1956-57	Len Broderick, Marlboros
1957-58	Len Broderick, Marlboros
1958-59	Jacques Caron, Peterborough
1959-60	Gerry Cheevers, St. Michael's
1960-61	Bud Blom, Hamilton
1961-62	George Holmes, Montreal
1962-63	Chuck Gaddard, Peterborough
1963-64	Bernie Parent, Niagara Falls
1964-65	Bernie Parent, Niagara Falls
1965-66	Ted Ouimet, Montreal
1966-67	Peter McDuffe, St. Catharines
1967-68	Jim Rutherford/Gerry Gray, Hamilton
1968-69	Wayne Wood/Ted Tucker, Montreal
1969-70	John Garrett, Peterborough
1970-71	John Garrett, Peterborough
1971-72	Michel Larocque, Ottawa
1972-73	Mike Palmateer, Toronto Marlboros
1973-74	Don Edwards, Kitchener
1974-75	Greg Millen, Peterborough
1975-76	Jim Bedard, Sudbury
1976-77	Pat Riggan, London
1977-78	Al Jensen, Hamilton
1978-79	Nick Ricci/Glen Ernst, Niagara Falls
1979-80	Rick LaFerriere/Terry Wright, Peterborough
1980-81	Jim Ralph, Ottawa
1981-82	Marc D'Amour/John Vanbiesbroeck, S.S.M.
1982-83	Peter Sidorkiewicz/Jeff Hogg, Oshawa

SEASON	PLAYER, CLUB
1983-84	Darren Pang/Greg Coram, Ottawa
1984-85	Scott Mosey/Marty Abrams, S.S. Marie
1985-86	Kay Whitmore/Ron Tugnutt, Peterborough
1986-87	Jeff Hackett/Sean Evoy, Oshawa
1987-88	Todd Bojunc/John Tanner, Peterborough
1988-89	John Tanner/Todd Bojunc, Peterborough
1989-90	Jeff Wilson/Sean Gauthier, Kingston
1990-91	Mike Lenarduzzi/Kevin Hodson, S.S. Marie
1991-92	Kevin Hodson, Sault Ste. Marie
1992-93	Chad Lang/Ryan Douglas, Peterborough
1993-94	Sandy Allan/Scott Roche, North Bay
1994-95	Mark McArthur/Andy Adams, Guelph
1995-96	Dan Cloutier/Brett Thompson, Guelph
1996-97	Tim Keyes/Craig Hillier, Ottawa
1997-98	Craig Hillier/Seamus Kotyk, Ottawa
1998-99	Robert Holsinger/Rob Zepp, Plymouth
1999-00	Rob Zepp/Bill Ruggiero, Plymouth
2000-01	Rob Zepp/Paul Drew, Plymouth
2001-02	Jason Bacashihua/Paul Drew, Plymouth
2002-03	Paul Drew/Jeff Weber, Plymouth
2003-04	Gerald Coleman/Ryan MacDonald, London
2004-05	Gerald Coleman/Adam Dennis, London
2005-06	Dan Turple/Mark Packwood, Kitchener
2006-07	Michal Neuvirth/Jeremy Smith, Plymouth
2007-08	Kyle Gajewski/Bryce D'Hagan, S.S. Marie
2008-09	Andrew Engelage/Josh Unice, Windsor
2009-10	Chris Carrozzini/J.P. Anderson, Mississauga
2010-11	J.P. Anderson/Mikael Audette, Mississauga
2011-12	Mark Venturi/Chris Festarini, Niagara
2012-13	Jordan Binington/Brandon Hope, Owen Sound
2013-14	Oscar Dansk/Devin Williams, Erie
2014-15	Ken Appleby/Jeremy Brodeur, Oshawa
2015-16	Tyler Parsons/Brendan Burke, London
2016-17	Michael McNiven/Emanuel Vella, Owen Sound
2017-18	Matthew Villalta/Tyler Johnson, Sault Ste. Marie

BILL LONG AWARD

(DISTINGUISHED SERVICE TO THE OHL)

The Bill Long Award for Distinguished Service is presented in recognition and appreciation of an individual who has made an outstanding contribution to the OHL. The recipient must be or have been actively engaged in Junior Hockey. The Award was initiated in 1989 to commemorate the efforts and contributions of Bill Long during his days in the Ontario Hockey League, spanning over three decades as a coach and manager of the Niagara Falls Flyers, Ottawa 67's and London Knights.

YEAR	RECIPIENT
1989	Alec Campagnaro, Guelph Platers
1989	Earl Montagna, Ottawa 67's
1990	Sherwood Bassin, S.S. Marie Greyhounds
1992	Herb Warr, Peterborough Petes
1993	Dr. Robert L. Vaughan, Belleville Bulls
1994	Brian Kilrea, Ottawa 67's
1997	Frank Bonello, Toronto
1997	Wren Blair, Kingston Frontenacs
2002	Jim Lever, OHL
2002	Jack Ferguson, OHL
2003	Norm Bryan, Peterborough Petes
2005	Bert Templeton

YEAR	RECIPIENT
2006	Jeff Twohey, Peterborough Petes
2008	Don Brankley, London Knights & Gil Hughes, Oshawa Generals
2009	Bert O'Brien, Ottawa; Sam Sisco, OHL
2010	Peter Karmanos Jr., Plymouth Whalers
2013	Ray McKelvie, Owen Sound Attack
2016	Pat Casey, Peterborough Petes
2018	Larry Mavety, Kingston Frontenacs

EMMS FAMILY AWARD (ROOKIE OF THE YEAR)

ANDREI SVECHNIKOV BARRIE COLTS

Svechnikov led all OHL rookies with 40 goals and 32 assists in just 44 games for a point total of 72 that ranked 25th overall in league scoring and a points-per-game mark of 1.64 that was fifth best.

The 18-year-old from Barnaul, Russia, joined the Colts as the first overall pick in the 2017 CHL Import Draft and becomes the club's fourth player to receive Rookie of the Year honours following Aaron Ekblad (2011-12), Bryan Little (2003-04), and Sheldon Keefe (1998-99).

Svechnikov was an OHL star from start to finish in 2017-18 beginning with a two-goal performance in his debut against the Ottawa 67's on September 21, right through to season's end where he carried the league's longest point-streak at 23 games from January 18 through the final game of the regular season on March 17. He recorded 24 multi-point games including a stretch of nine-straight in January and was named OHL Rookie of the Month four of the six times the award was announced.

The Emms Family Award is presented annually to the top first year Ontario Hockey League player as selected by the OHL general managers. The award was donated by Leighton "Hap" Emms, former owner of the Barrie, Niagara Falls and St. Catharines OHL franchises. Hap Emms was also a long time coach and general manager of Barrie, Niagara Falls and St. Catharines. He is 15th among all-time winningest OHL coaches.



SEASON	PLAYER, CLUB
1972-73	Denis Maruk, London
1973-74	Jack Valiquette, Sault Ste. Marie
1974-75	Danny Shearer, Hamilton
1975-76	John Tavella, Sault Ste. Marie
1976-77	Mike Gartner, Niagara Falls
1977-78	Wayne Gretzky, Sault Ste. Marie
1978-79	John Goodwin, Sault Ste. Marie
1979-80	Bruce Dowie, Toronto
1980-81	Tony Tanti, Oshawa
1981-82	Pat Verbeek, Sudbury
1982-83	Bruce Cassidy, Ottawa
1983-84	Shawn Burr, Kitchener
1984-85	Derek King, Sault Ste. Marie
1985-86	Lonnie Loach, Guelph
1986-87	Andrew Cassels, Ottawa
1987-88	Rick Corriveau, London

SEASON	PLAYER, CLUB
1988-89	Owen Nolan, Cornwall
1989-90	Chris Longo, Peterborough
1990-91	Cory Stillman, Windsor
1991-92	Chris Gratton, Kingston
1992-93	Jeff O'Neill, Guelph
1993-94	Vitali Yachmenev, North Bay
1994-95	Bryan Berard, Detroit
1995-96	Joe Thornton, Sault Ste. Marie
1996-97	Peter Sarno, Windsor
1997-98	David Legwand, Plymouth
1998-99	Sheldon Keefe, Barrie
1999-00	Derek Roy, Kitchener
2000-01	Rick Nash, London
2001-02	Patrick O'Sullivan, Mississauga
2002-03	Rob Schremp, Mississauga
2003-04	Bryan Little, Barrie

SEASON	PLAYER, CLUB
2004-05	Benoit Pouliot, Sudbury
2005-06	John Iavares, Oshawa
2006-07	Patrick Kane, London
2007-08	Taylor Hall, Windsor
2008-09	Evgeny Grachev, Brampton
2009-10	Matt Puempel, Peterborough
2010-11	Nail Yakupov, Sarnia
2011-12	Aaron Ekblad, Barrie
2012-13	Connor McDavid, Erie
2013-14	Travis Konecny, Ottawa
2014-15	Alex DeBrincat, Erie
2015-16	Alexander Nylander, Mississauga
2016-17	Ryan Merkley, Guelph
2017-18	Andrei Svechnikov, Barrie

FW "DINTY" MOORE TROPHY (LOWEST ROOKIE GAA)

JORDAN KOOY | LONDON KNIGHTS

The F.W. "Dinty" Moore Trophy is awarded annually to the first year goaltender with the best goals against average during the regular schedule. The trophy is named after Port Colborne native F.W. "Dinty" Moore, the President of the OHA from 1942-45. Moore was honored as a Life Member of the OHA in 1962.

Jordan Kooy posted the best goals-against-average among OHL rookie goaltenders in 2017-18 with a mark of 3.11. The 17-year-old from Bradford, Ont., appeared in 24 games for the London Knights and played to a 10-8-0-1 record with a .904 save percentage. He made 25 saves on March 2 to record his first career OHL shutout by a 3-0 score over Kingston.

SEASON	PLAYER, CLUB	AVG.
1975-76	Mark Locken, Hamilton	3.14
1976-77	Barry Heard, London	3.28
1977-78	Ken Ellacott, Peterborough	3.56
1978-79	Nick Ricci, Niagara Falls	3.46
1979-80	Mike Vezina, Ottawa	3.93
1980-81	John Vanbiesbrouck, S.S. Marie	4.14
1981-82	Shawn Kilroy, Peterborough	2.97
1982-83	Dan Burrows, Belleville	4.13
1983-84	Gerry Iuliano, S.S. Marie	3.64
1984-85	Ron Tugnutt, Peterborough	3.77
1985-86	Paul Henriques, Belleville	3.60
1986-87	Jeff Hackett, Oshawa	3.04
1987-88	Todd Bajcun, Peterborough	2.93
1988-89	Jeff Wilson, Kingston	3.99
1989-90	Sean Basilio, London	3.65
1990-91	Kevin Hodson, S.S. Marie	3.22
1991-92	Sandy Allan, North Bay	3.85
1992-93	Ken Shepard, Oshawa	3.48
1993-94	Scott Roche, North Bay	3.52
1994-95	David MacDonald, Sudbury	3.07
1995-96	Brett Thompson, Guelph	3.09
1996-97	Shawn Degagne, Kitchener	3.29

SEASON	PLAYER, CLUB	AVG.
1997-98	Seamus Kotyk, Ottawa	2.66
1998-99	Levente Szuper, Ottawa	2.33
1999-00	Andrew Sim, Sarnia	2.93
2000-01	Andy Chiodo, Toronto	2.49
2001-02	Jason Bacashihua, Plymouth	2.34
2002-03	Ryan Munce, Sarnia	2.64
2003-04	Trevor Conn, Peterborough	2.06
2004-05	Kyle Gajewski, Sault Ste. Marie	2.55
2005-06	Trevor Conn, Peterborough	2.65
2006-07	Michal Neuvirth, Plymouth	2.32
2007-08	Josh Unice, Kitchener	2.45
2008-09	J.P. Anderson, Mississauga	2.94
2009-10	Petr Mrazek, Ottawa	3.00
2010-11	Matej Machovsky, Brampton	2.90
2011-12	Daniel Altschuler, Oshawa	3.55
2012-13	Alex Nedeljkovic, Plymouth	2.28
2013-14	Matthew Mancina, Guelph	2.43
2014-15	Michael McNiven, Owen Sound	2.79
2015-16	Michael DiPietro, Windsor	2.45
2016-17	Matthew Villalta, Sault Ste. Marie	2.41
2017-18	Jordan Kooy, London	3.11

DAN SNYDER MEMORIAL TROPHY (HUMANITARIAN OF THE YEAR)

GARRETT MCFADDEN GUELPH STORM

Garrett McFadden became the first two-time recipient of the Dan Snyder Memorial Trophy with the continuation of his program 'McFadden's Movement' in support of youth mental health awareness. The initiative took new heights in 2017-18 with the introduction of an Ambassadors Program along with fundraising efforts that totaled \$20,000 to local mental health resources. The Storm captain introduced 'McFadden's Movement' in September, 2016, as a campaign striving to change, help, and develop mental health among athletes. Directly affected by the loss of a close family friend, Wes Cameron, to suicide in 2011, McFadden has drawn on his own challenges when connecting with youth. This season's MM27 Ambassadors Program encouraged Storm teammates and elite athletes from across the province to open up and share their own stories about mental health. This inspired community youth to do the same with an online portal on the McFadden's Movement website that accepts digitally submitted mental health stories. Over 30 Ambassadors ranging from ages four to their mid-20's opened up and shared personal experiences such as dealing with the emotions of changing schools, losing friends to suicide, long-term health disorders impacting their mental health, and facing mental health obstacles.



The Ontario Hockey League Board of Governors announced on November 19, 2004 that the OHL Humanitarian of the Year award was renamed the Dan Snyder Memorial Trophy in recognition of the former Owen Sound Platers captain who died from injuries sustained in an automobile accident in September, 2004. Snyder, who played four seasons with Owen Sound, was twice named his team's humanitarian of the year in recognition of his tremendous efforts in supporting community activities.

SEASON	PLAYER	SEASON	PLAYER	SEASON	PLAYER
1992-93	Keli Corpe, Kingston	2001-02	David Silverstone, Belleville	2010-11	Jack Walchessen, Peterborough
1993-94	Brent Tully, Peterborough	2002-03	Michael Mole, Belleville	2011-12	Andrew D'Agostini, Peterborough
1994-95	Brad Brown, North Bay	2003-04	Chris Campoli, Erie	2012-13	Ben Fanelli, Kitchener
1995-96	Craig Mills, Belleville	2004-05	Jeff MacDougald, Peterborough	2013-14	Scott Simmonds, Belleville
1996-97	Mike Martone, Peterborough	2005-06	Mike Angelidis, Owen Sound	2014-15	Nick Paul, North Bay
1997-98	Jason Metcalfe, London	2006-07	Andrew Gibbons, Belleville	2015-16	Will Petschenig, Saginaw
1998-99	Ryan McKie, Sudbury	2007-08	Peter Stevens, Kingston	2016-17	Garrett McFadden, Guelph
1999-00	Dan Tessier, Ottawa	2008-09	Chris Terry, Plymouth	2017-18	Garrett McFadden, Guelph
2000-01	Joey Sullivan, Erie	2009-10	Ryan Hayes, Plymouth		

MICKY RENAUD CAPTAINS TROPHY

JUSTIN LEMCKE HAMILTON BULLDOGS

Justin Lemcke is currently the longest serving OHL captain and was the first player given the 'C' in Bulldogs history appointed during their inaugural 2015-16 season upon relocation to Hamilton. In the early stages of his first season in Hamilton he suffered a severe leg break that kept him out of the lineup from early October until mid-February. He stayed in Hamilton during his recovery and maintained a leadership presence in the dressing room and throughout the community that has helped create the culture that exists within the organization today. His influence has created a welcoming environment for all players, regardless of age, to thrive both on and off the ice while ensuring his teammates are held accountable to team standards. He has embraced Bulldogs Foundation initiatives that include the city's largest breakfast program that feeds thousands of children across 22 high needs schools, meeting and mentoring minor hockey players, and organizing team visits to McMaster's Children's Hospital to deliver gifts and spend time with young patients every Christmas.

The Ontario Hockey League announced in February, 2009 that the "Mickey Renaud Captain's Trophy" will be presented each season to the OHL team captain that best exemplifies the character and commitment that Renaud displayed during his career with the Spitfires. The winner will be one of the 20 OHL member team captains and will be selected by a special media selection committee representing each of the four OHL divisions. The award is named in honour of Mickey Renaud, the former Windsor Spitfires' captain, who passed away in February, 2008.



SEASON	PLAYER
2008-09	Chris Terry, Plymouth
2009-10	John Kurtz, Sudbury
2010-11	Ryan Ellis, Windsor
2011-12	Andrew Agozzino, Niagara
2012-13	Colin Miller, S.S. Marie
2013-14	Matt Finn, Guelph
2014-15	Max Domi, London
2015-16	Michael Webster, Barrie
2016-17	Alex Peters, Flint
2017-18	Justin Lemcke, Hamilton

WILLIAM HANLEY TROPHY (MOST SPORTSMANLIKE PLAYER)

NICK SUZUKI OWEN SOUND ATTACK

Nick Suzuki earns the award a second straight season after finishing fourth in league scoring with 100 points including 42 goals and 58 assists along with a plus-minus rating of plus-30 in 64 games. He recorded just 18 penalty minutes in 2017-18 which was tied for second fewest among the league's top-10 scorers incurring just three minor penalties during his final 38 games of the regular season. Now the fourth player in league history to win the award in back-to-back years, Suzuki became the first ever Owen Sound player to receive the award last season and went on to claim CHL Sportsman of the Year honours. An 18-year-old from London, Ont, Suzuki was chosen by the Golden Knights with the 13th overall pick in the 2017 NHL Draft. He returned to the Boys' and became the franchise's fifth member since 1989 to reach the century mark for points in a season.



The William Hanley Trophy is awarded annually to the Most Sportsmanlike Player as selected by the League's general managers. This trophy is presented by the OHL to commemorate William Hanley, former Secretary-Manager of the Ontario Hockey Association for over 25 years. Prior to its inception in 1974-75, the Max Kaminsky Trophy was awarded to the Most Gentlemanly Player.

SEASON	PLAYER
1960-61	Bruce Draper, St. Michael's
1961-62	Lowell MacDonald, Hamilton
1962-63	Paul Henderson, Hamilton
1963-64	Fred Stanfield, St. Catharines
1964-65	Jimmy Peters, Hamilton
1965-66	Andre Lacroix, Peterborough
1966-67	Mickey Redmond, Peterborough
1967-68	Tom Webster, Niagara Falls
1968-69	Rejean Houle, Montreal
1974-75	Doug Jarvis, Peterborough
1975-76	Dale McCourt, Hamilton
1976-77	Dale McCourt, St. Catharines
1977-78	Wayne Gretzky, Sault Ste. Marie
1978-79	Sean Simpson, Ottawa
1979-80	Sean Simpson, Ottawa
1980-81	John Goodwin, Sault Ste. Marie
1981-82	Dave Simpson, London
1982-83	Kirk Muller, Guelph

SEASON	PLAYER
1983-84	Kevin Conway, Kingston
1984-85	Scott Tattle, Peterborough
1985-86	Jason Lafreniere, Belleville
1986-87	Scott McCrory, Osh/Keith Gretzky, Ham
1987-88	Andrew Cassels, Ottawa
1988-89	Kevin Miehm, Oshawa
1989-90	Mike Ricci, Peterborough
1990-91	Dale Craigwell, Oshawa
1991-92	John Spoltore, North Bay
1992-93	Pat Pecke, Detroit
1993-94	Jason Allison, London
1994-95	Vitali Yachmenev, North Bay
1995-96	Jeff Williams, Guelph
1996-97	Alyn McCauley, Ottawa
1997-98	Matt Bradley, Kingston
1998-99	Brian Campbell, Ottawa
1999-00	Mike Zigomanis, Kingston
2000-01	Brad Boyes, Erie Otters

SEASON	PLAYER
2001-02	Brad Boyes, Erie Otters
2002-03	Kyle Wellwood, Windsor
2003-04	Andre Benoit, Kitchener
2004-05	Jeff Carter, Sault Ste. Marie
2005-06	Wojtek Wolski, Brampton
2006-07	Tom Pyatt, Saginaw
2007-08	Nick Spaling, Kitchener
2008-09	Cody Hodgson, Brampton
2009-10	Ryan Sprooner, Peterborough
2010-11	Jason Akeson, Kitchener
2011-12	Brandon Saad, Saginaw
2012-13	Tyler Graovac, Belleville
2013-14	Connor McDavitt, Erie
2014-15	Dylan Strome, Erie
2015-16	Mike Amadio, North Bay
2016-17	Nick Suzuki, Owen Sound
2017-18	Nick Suzuki, Owen Sound

LEO LALONDE MEMORIAL TROPHY (TOP OVERAGE PLAYER)

AARON LUCHUK BARRIE COLTS

Aaron Luchuk led the league in scoring with 115 points including 50 goals and 65 assists in 68 games played helping the Colts clinch their third Central Division title in four years. He becomes the fourth Colt to win the award. A 21-year-old from Kingston, Ont., Luchuk was originally a fourth round pick by the Windsor Spitfires in the 2013 OHL Priority Selection and scored the game-winning goal in the 2017 Mastercard Memorial Cup. Following his move to Barrie in December, the centre produced 22 goals and 42 assists for 64 points in just 38 games to reach the 50-goal milestone and century mark for points in a season becoming the 12th Colt all-time to hit 100.



The Leo Lalonde Memorial Trophy is awarded annually to the overage player of the year as selected by the League's general managers. The trophy was donated by the trainers of the League in memory of the late Leo Lalonde, former Chief Scout of the OHL's Central Scouting Bureau. He was formerly the Chief Scout for the Belleville Bulls, as well as a former scout with the Peterborough Petes.

SEASON	PLAYER
1983-84	Don McLaren, Ottawa
1984-85	Dunc MacIntyre, Belleville
1985-86	Steve Guenetie, Guelph
1986-87	Mike Richard, Toronto
1987-88	Len Soccio, North Bay
1988-89	Stan Drulia, Niagara Falls
1989-90	Iain Fraser, Oshawa
1990-91	Joey St. Aubin, Kitchener
1991-92	John Spoltore, North Bay
1992-93	Scott Hollis, Oshawa
1993-94	B.J. MacPherson, North Bay
1994-95	Bill Bowler, Windsor

SEASON	PLAYER
1995-96	Aaron Brand, Sarnia
1996-97	Zac Bierk, Peterborough
1997-98	Bujar Amidovski, Toronto
1998-99	Ryan Ready, Belleville
1999-00	Dan Tessier, Ottawa
2000-01	Randy Rowe, Belleville
2001-02	Cory Pecker, Erie
2002-03	Chad Larose, Plymouth
2003-04	Martin St. Pierre, Guelph
2004-05	Andre Benoit, Kitchener
2005-06	Ryan Callahan, Guelph
2006-07	Tyler Donati, Belleville

SEASON	PLAYER
2007-08	Michael Swift, Niagara
2008-09	Justin DiBenedetto, Sarnia
2009-10	Bryan Cameron, Barrie
2010-11	Jason Akeson, Kitchener
2011-12	Andrew Agazzino, Niagara
2012-13	Charles Sarault, Sarnia
2013-14	Dane Fox, Erie
2014-15	Joseph Blandisi, Barrie
2015-16	Kevin Labanc, Barrie
2016-17	Darren Raddysch, Erie
2017-18	Aaron Luchuk, Barrie

BOBBY SMITH TROPHY (SCHOLASTIC PLAYER OF THE YEAR)

BARRETT HAYTON

SAULT STE. MARIE GREYHOUNDS

Barrett Hayton earns OHL Scholastic Player of the Year honours for his achievements as a Grade 12 student at Superior Heights combined with his on-ice excellence for the Greyhounds. This season he obtained an overall average of 87% studying University level courses in Math - Advanced Functions, Math - Data Management, Biology, Chemistry, English, and Recreation & Healthy Active Living Leadership, while producing 60 points in 63 regular season games.

The 17-year-old from Peterborough, Ont., scored 21 goals and 39 assists this season contributing to a banner season in Sault Ste. Marie where the club finished atop the OHL's regular season standings with a record 55 wins and 116 points. The first round pick in the 2016 OHL Priority Selection won gold with Canada at the 2017 Ivan Hlinka Memorial Cup and was the fifth overall pick of the Arizona Coyotes in the 2018 NHL Draft in Dallas in June.



The Bobby Smith Trophy is awarded annually to the OHL Scholastic Player of the Year who best combines high standards of play and academic excellence. The trophy is in honour of Bobby Smith, former Ottawa 67's star who exhibited the standard of excellence required by the award. Each team's nominee for the award becomes a member of the OHL Scholastic Team of the Year.

SEASON PLAYER

1979-80 Steve Konroyd, Oshawa
1980-81 Doug Smith, Ottawa
1981-82 Dave Simpson, London
1982-83 Dave Gagner, Brantford
1983-84 Scott Tottle, Peterborough
1984-85 Craig Billington, Belleville
1985-86 Chris Clifford, Kingston
1986-87 John McIntyre, Guelph
1987-88 Darrin Shannon, Windsor
1988-89 Brian Collinson, Toronto
1989-90 Ryan Kuwabara, Ottawa
1990-91 Nathan LaFayette, Cornwall
1991-92 Nathan LaFayette, Cornwall

SEASON PLAYER

1992-93 Tim Spitzig, Kitchener
1993-94 Ethan Moreau, Niagara Falls
1994-95 Jamie Wright, Guelph
1995-96 Boyd Devereaux, Kitchener
1996-97 Jake McCracken, S.S.M.
1997-98 Manny Malhotra, Guelph
1998-99 Rob Zepp, Plymouth
1999-00 Brad Boyes, Erie
2000-01 Dustin Brown, Guelph
2001-02 Dustin Brown, Guelph
2002-03 Dustin Brown, Guelph
2003-04 Scott Lehman, Toronto
2004-05 Richard Clune, Sarnia

SEASON PLAYER

2005-06 Danny Battochio, Ottawa
2006-07 Steven Stamkos, Sarnia
2007-08 Ryan Ellis, Windsor
2008-09 Matt Duchene, Brampton
2009-10 Erik Gudbranson, Kingston
2010-11 Dougie Hamilton, Niagara
2011-12 Adam Pelech, Erie
2012-13 Darnell Nurse, S.S. Marie
2013-14 Connor McDavid, Erie
2014-15 Connor McDavid, Erie
2015-16 Nicolas Hague, Mississauga
2016-17 Sasha Chmelevski, Ottawa
2017-18 Barrett Hayton, S.S. Marie

2017-18 OHL SCHOLASTIC TEAM

Barrie Colts — Nathan Allensen
Erie Otters — Maxim Golod
Flint Firebirds — Ty Dellandrea*
Guelph Storm — Owen Lalonde*
Hamilton Bulldogs — Jake Murray
Kingston Frontenacs — Ted Nichol
Kitchener Rangers — Riley Damiani*
London Knights — Billy Moskal
Mississauga Steelheads — Jacob Ingham
Niagara IceDogs — Ben Jones*

North Bay Battalion — Travis Mailhot
Oshawa Generals — Allan McShane
Ottawa 67's — Kevin Bahl
Owen Sound Attack — Aidan Dudas
Peterborough Petes — Zach Gallant**
Saginaw Spirit — Damien Giroux*
Sarnia Sting — Colton Kammerer
Sault Ste. Marie Greyhounds — Barrett Hayton
Sudbury Wolves — Peter Stratits
Windsor Spitfires — Curtis Douglas

* also member of 2016-17 OHL Scholastic Team

** also member of 2015-16 OHL Scholastic Team

OHL SCHOLASTIC AWARDS

In March 2005, the Ontario Hockey League announced two new awards to annually recognize the accomplishments of the top student athletes that compete in the OHL.

The Roger Neilson Memorial Award was created to recognize the OHL's top academic player attending university and the Ivan Tennant Memorial Award was created to recognize the OHL's top academic player attending high school.

The awards are presented annually along with the Bobby Smith Trophy, which is awarded to the OHL player that best combines hockey and education.

IVAN TENNANT MEMORIAL AWARD

MACK GUZDA OWEN SOUND ATTACK

Owen Sound rookie goaltender Mack Guzda achieved a 94% average during the 2017-18 academic season studying Algebra, Chemistry, English, Law and Order, Sport Marketing, and U.S. History through online programs with the K12 International Academy. The 17-year-old from Knoxville, Tennessee, played 30 games for the Attack this season after being chosen in the second round of the 2017 OHL Priority Selection. Named to the First All-Rookie Team, Guzda carried an overall record of 14-6-2-2 with one shutout along with a goals-against-average of 3.20 and save percentage of .879. His 14 victories set a new Attack mark for 16-year-old netminders

Ivan Tennant Memorial Award - This award is given out each year to the top academic high school student in the OHL. The award is based on the player's average in his best six courses regardless of level of difficulty of the courses. The award is named in honour of Ivan Tennant who spent a lifetime combining hockey and education. He was the Kitchener Rangers' Education Consultant for 20 years and a key figure on the OHL's Academic Advisor's Committee.



SEASON PLAYER

2004-05 Matt Pelech, Sarnia
2005-06 Joe Pleckaitis, Ottawa
2006-07 Andrew Shorkey, Owen Sound
2007-08 Alex Freisen, Niagara
2008-09 Freddie Hamilton, Niagara

SEASON PLAYER

2009-10 Dougie Hamilton, Niagara
2010-11 Andrew D'Agostini, Peterborough
2011-12 Adam Pelech, Erie
2012-13 Connor Burgess, Sudbury
2013-14 Adam Craievich, Guelph

SEASON PLAYER

2014-15 Stephen Dhillon, Niagara
2015-16 Kyle Keyser, Flint
2016-17 Quinn Hanna, Guelph
2017-18 Mack Guzda, Owen Sound

ROGER NEILSON MEMORIAL AWARD

STEPHEN GIBSON MISSISSAUGA STEELHEADS

Stephen Gibson earns his second straight academic honour for his post-secondary studies at Ryerson University excelling once again in his Business courses that include Business Information Systems, Business Law, Business Statistics, Intro to Global Management, Intro to Professional Communication, and Public Relations Principles. The 21-year-old from Kitchener, Ont., finished his five-year OHL tenure with the Steelheads as the club's leader in career games played with 263 after being chosen in the seventh round of the 2013 OHL Priority Selection.

Roger Neilson Memorial Award - This award is presented each year to recognize the top post-secondary player in the OHL. The Roger Neilson Memorial Award is named in honour of the Hall of Fame Coach. While coaching the Peterborough Petes in the late 1960's and early 1970's, Neilson, a former high school teacher, was a pioneer in stressing the importance of education to all of his players.



SEASON PLAYER

2004-05 Dan Battochio, Ottawa
2005-06 Dan Battochio, Ottawa
2006-07 Derrick Bagshaw, Erie
2007-08 Scott Aarssen, London
2008-09 Tim Priamo, Guelph

SEASON PLAYER

2009-10 Derek Lanoue, Windsor
2010-11 Derek Lanoue, Windsor
2011-12 Kyle Pereira, Guelph
2012-13 Daniel Altschuller, Oshawa
2013-14 Patrick Watling, S.S. Marie

SEASON PLAYER

2014-15 Justin Nichols, Guelph
2015-16 Damian Bourne, Mississauga
2016-17 Stephen Gibson, Mississauga
2017-18 Stephen Gibson, Mississauga

CANADIAN HOCKEY LEAGUE AWARDS

PLAYER OF THE YEAR

SEASON PLAYER, TEAM

17-18 Alex Barré-Boulet, Blainville-Boisbriand
16-17 Alex DeBrincat, Erie
15-16 Mitch Marner, London
14-15 Connor McDavid, Erie
13-14 Anthony Mantha, Val d'Or
12-13 Jonathan Drouin, Halifax
11-12 Brendan Shinnimin, Tri-City
10-11 Ryan Ellis, Windsor
09-10 Jordan Eberle, Regina
08-09 Cody Hodgson, Brampton
07-08 Justin Azevedo, Kitchener
06-07 John Tavares, Oshawa
05-06 Alexander Radulov, Quebec
04-05 Sidney Crosby, Rimouski
03-04 Sidney Crosby, Rimouski
02-03 Corey Locke, Ottawa
01-02 P.-M. Bouchard, Chicoutimi
00-01 Simon Gagné, Val d'Or
99-00 Brad Richards, Rimouski
98-99 Brian Campbell, Ottawa
97-98 Sergei Varlamov, S. Current
96-97 Alyn McCauley, Ottawa
95-96 Christian Dube, Sherbrooke
94-95 David Ling, Kingston
93-94 Jason Allison, London
92-93 Pat Peake, Detroit
91-92 Charles Poulin, Ste. Hyac.
90-91 Eric Lindros, Oshawa
89-90 Mike Ricci, Peterborough
88-89 Bryan Fogarty, Niagara Falls
87-88 Joe Sakic, Swift Current
86-87 Rob Brown, Kamloops
85-86 Luc Robitaille, Hull
84-85 Dan Hodgson, Prince Albert
83-84 Mario Lemieux, Laval
82-83 Pat LaFontaine, Verdun
81-82 Dave Simpson, London
80-81 Dale Hawerchuk, Cornwall
79-80 Doug Wickentrich, Regina
78-79 Pierre LaCroix, Trois Rivières
77-78 Bob Smith, Windsor
76-77 Dale McCourt, Hamilton
75-76 Peter Lee, Ottawa
74-75 Ed Staniowski, Regina

ROOKIE OF THE YEAR

17-18 Alexis Lafrenière, Rimouski
16-17 Nico Hisscher, Halifax
15-16 Alexander Nylander, Mississauga
14-15 Alex DeBrincat, Erie
13-14 Nikolaj Ehlers, Halifax
12-13 Valentin Zykov, Baie-Comeau
11-12 Mikhail Grigorenko, Quebec
10-11 Nail Yakupov, Sarنيا
09-10 Matt Puempel, Peterborough
08-09 Brett Connolly, Prince George
07-08 Taylor Hall, Windsor
06-07 Patrick Kane, London
05-06 John Tavares, Oshawa
04-05 Benoit Pouliot, Sudbury
03-04 Sidney Crosby, Rimouski
02-03 Matt Ellison, Red Deer
01-02 Patrick O'Sullivan, Miss.
00-01 Scottie Upshall, Kamloops
99-00 Dan Blackburn, Kootenay
98-99 Pavel Brendl, Calgary
97-98 David Legwand, Plymouth
96-97 Vincent Lecavalier, Rimouski
95-96 Joe Thornton, S.S. Marie
94-95 Bryan Berard, Detroit
93-94 Vitali Yachmenev, North Bay
92-93 Jeff Friesen, Regina
91-92 Alexander Dnigale, Victoriaville
90-91 Philippe Boucher, Granby
89-90 Petr Nedved, Seattle
88-89 Yanic Perrault, Trois-Rivières
87-88 Martin Gelinas, Hull

DEFENCEMAN OF THE YEAR

17-18 Nicolas Hague, Mississauga
16-17 Thomas Chabot, Saint John
15-16 Ivan Provorov, Brandon
14-15 Anthony DeAngelo, S.S. Marie
13-14 Derrick Pouliot
12-13 Ryan Sproul, S.S. Marie
11-12 Dougie Hamilton, Niagara
10-11 Ryan Ellis, Windsor
09-10 David Savard, Moncton
08-09 Jonathan Blum, Vancouver
07-08 Karl Alzner, Calgary
06-07 Kris Russell, Medicine Hat
05-06 Keith Yandle, Moncton
04-05 Danny Syvret, London
03-04 James Wisniewski, Plymouth
02-03 Brendan Bell, Ottawa
01-02 Dan Hamhuis, Prince George
00-01 Marc Andre Bergeron, Show.
99-00 Micki Dupont, Kamloops

98-99 Brad Stuart, Calgary
97-98 Derrick Walser, Rimouski
96-97 Sean Blanchard, Ottawa
95-96 Bryan Berard, Detroit
94-95 Nolan Baumgartner, Kaml.
93-94 Steve Gosselin, Chicoutimi
92-93 Chris Pronger, Peterborough
91-92 Drake Berehowsky, N.Bay
90-91 Patrice Brisebois, Drum.
89-90 John Slaney, Cornwall
88-89 Bryan Fogarty, Niagara Falls
87-88 Greg Hawgood, Kamloops

GOALTENDER OF THE YEAR

17-18 Carter Hart, Everett
16-17 Michael McNiven, Owen Sound
15-16 Carter Hart, Everett
14-15 Philippe Desrosiers, Rimouski
13-14 Jordan Cooke, Kelowna
12-13 Patrick Barfussak, Red Deer
11-12 Michael Houser, London
10-11 Darcy Kuemper, Red Deer
09-10 Jake Allen, Drummondville
08-09 Mike Murphy, Belleville
07-08 Chad Pickard, Tri-City
06-07 Carey Price, Tri-City
05-06 Justin Pogge, Calgary
04-05 Jeff Glass, Kootenay
03-04 Cam Ward, Red Deer
02-03 Adam Russo, Ac. Bathurst
01-02 Ray Emery, S.S. Marie
00-01 Dan Blackburn, Kootenay
99-00 Andrew Raycroft, Kingston
98-99 Cody Rudkowsky, Seattle
97-98 Mathieu Garon, Victoriaville
96-97 Marc Denis, Chicoutimi
95-96 Frederic Deschênes, Granby
94-95 Martin Biron, Beauport
93-94 Norm Marade, Saskatoon
92-93 Jocelyn Thibault, Sherbrooke
91-92 Corey Hirsch, Kamloops
90-91 Felix Potvin, Chicoutimi
89-90 Trevor Kidd, Brandon
88-89 Stephane Fiset, Victoriaville
87-88 Stephane Beaugerard, St. Jean

SPORTSMAN OF THE YEAR

17-18 Aleksii Heponiemi, Swift Current
16-17 Nick Suzuki, Owen Sound
15-16 Samuel Girard, Shawinigan
14-15 Rourke Chartier, Kelowna
13-14 Sam Reinhart, Kootenay
12-13 Tyler Graovac, Belleville
11-12 Mark Stone, Brandon
10-11 Philip-Michael Devo, Gatineau
09-10 Jason Bast, Moose Jaw
08-09 Cedric Lalonde-McNicol, Show.
07-08 Cedric Lalonde-McNicol, Show.
06-07 David Desharnais, Chicoutimi
05-06 Kris Russell, Medicine Hat
04-05 Jeff Carter, Sault Ste. Marie
03-04 Benoit Mondou, Shawinigan
02-03 Kyle Wellwood, Windsor
01-02 Brad Boyes, Erie
00-01 Brandon Reid, Val d'Or
99-00 Jonathan Roy, Moncton
98-99 Matt Kinch, Calgary
97-98 Cory Cyrense, Brandon
96-97 Kelly Smart, Brandon
95-96 Hnai Domenichelli, Kamloops
94-95 Eric Daze, Beauport
93-94 Yannick Dube, Laval
92-93 Rick Gerard, Swift Current
91-92 Martin Gendron, S. Hyac.
90-91 Pat Falloon, Spokane
89-90 Andrew McKim, Hull

HUMANITARIAN OF THE YEAR

17-18 Garrett McFadden, Guelph
16-17 Tyler Wong, Lethbridge
15-16 Will Peitschenig, Saginaw
14-15 Danick Martel, Blainville-Boisbriand
13-14 Sam Fiset, Moose Jaw
12-13 Ben Fanello, Kitchener
11-12 Vincent Barnard, Quebec
10-11 Spencer Edwards, Moose Jaw
09-10 Ryan Hayes, Plymouth
08-09 Matthew Pistilli, Shawinigan
07-08 Chris Morehouse, Moncton
06-07 Kyle Moir, Swift Current
05-06 Mike Angelidis, Owen Sound
04-05 Colin Fraser, Red Deer
03-04 Kris Campbell, Erie
02-03 Ryan Craig, Brandon
01-02 Brandin Cote, Spokane
00-01 Jim Vandermeer, Red Deer
99-00 Simone Gagné, Val d'Or
98-99 Philippe Sauve, Rimouski
97-98 Jason Metcalfe, London
96-97 Jesse Wallin, Red Deer

95-96 Craig Mills, Belleville
94-95 D.A. Beaugerard, Ste. Hyac.
93-94 Stephane Roy, Val d'Or
92-93 Keil Corpe, Kingston

SCHOLASTIC PLAYER OF THE YEAR

17-18 Alexandre Alain, Blainville-Boisbriand
16-17 Sasha Chmelevski, Ottawa
15-16 Alexis D'Aoust, Shawinigan
14-15 Connor McDavid, Erie
13-14 Connor McDavid, Erie
12-13 Josh Morrissey, Prince Albert
11-12 Jonathan Brunelle, Cape Breton
10-11 Dougie Hamilton, Niagara
09-10 Dominic Jalbert, Chicoutimi
08-09 Stefan Elliott, Saskatoon
07-08 Robert Slaney, Cape Breton
06-07 Alexandre Picard-Hooper, B-C
05-06 P.-M. Gauthier, Shawinigan
04-05 Gilbert Brule, Vancouver
03-04 Devan Dubnyk, Kamloops
02-03 Dustin Brown, Guelph
01-02 Olivier Michaud, Montreal
00-01 Dan Hulak, Portland
99-00 Brad Boyes, Erie
98-99 Rob Zepf, Plymouth
97-98 Kyle Kierstead, Spokane
96-97 Stefan Cherniack, Brandon
95-96 Boyd Devereaux, Kitchener
94-95 Perry Johnson, Regina
93-94 Patrick Boileau, Laval
92-93 David Prohmenkoff, Leth.
91-92 Nathan Lafayette, Cornwall
90-91 Jeff Niedermyer, Kamloops
89-90 Jeff Nelson, Prince Albert
88-89 Jeff Nelson, Prince Albert
87-88 Darrin Shannon, Windsor

BRIAN KILREA COACH OF THE YEAR

17-18 Drew Bannister, S.S. Marie
16-17 Brian McGill, Owen Sound
15-16 Gilles Bouchard, Rouyn-Noranda
14-15 Sheldon Keefe, S.S. Marie
13-14 Eric Veillard, Baie-Comeau
12-13 Dominique Ducharme, Halifax
11-12 Jim Hillier, Tri-City
10-11 Gerard Gallant, Saint John
09-10 Gerard Gallant, Saint John
08-09 Bob Boughner, Windsor
07-08 Bob Boughner, Windsor
06-07 Clement Jodoin, Lewiston
05-06 Will Desjardins, Med. Hat
04-05 Cory Clouston, Kootenay
03-04 Dale Hunter, London
02-03 Marc Habscheid, Kelowna
01-02 Bob Lowes, Regina
00-01 Brent Sutter, Red Deer
99-00 Peter DeBoer, Plymouth
98-99 Guy Chouinard, Quebec
97-98 Dean Clark, Calgary
96-97 Brian Kilrea, Ottawa
95-96 Bob Lowes, Brandon
94-95 Craig Hartsburg, Guelph
93-94 Bert Templeton, North Bay
92-93 Marcel Comeau, Tacoma
91-92 Bryan Maxwell, Spokane
90-91 Joe Camale, Chicoutimi
89-90 Ken Hitchcock, Kamloops
88-89 Joe McDonnell, Kitchener
87-88 Alain Vigneault, Hull

TOP SCORER

17-18 Jayden Halwegwachs, Moose Jaw
16-17 Sam Steel, Regina
15-16 Connor Garland, Moncton
14-15 Connor Garland, Moncton/Dylan Strome, Erie
13-14 Connor Brown, Erie
12-13 Brendan Leipsic, Por./Nicolas Petan, Por
11-12 Brendan Shinnimin, Tri-City
10-11 Linden Vey, Medicine Hat
09-10 Brandon Kozun, Calgary
08-09 Yannick Riendeau, Drummondville
07-08 Justin Azevedo, Kitchener
06-07 Patrick Kane, London
05-06 Alexander Radulov, Quebec
04-05 Sidney Crosby, Rimouski
03-04 Sidney Crosby, Rimouski
02-03 Corey Locke, Ottawa
01-02 P.-M. Bouchard, Chicoutimi
00-01 Simon Gagné, Val d'Or
99-00 Brad Richards, Rimouski
98-99 Mike Ribeiro, Rimouski
97-98 Ramzi Abid, Chicoutimi
96-97 Pavel Rosa, Hull
95-96 Daniel Briere, Drum.
94-95 Marc Savard, Oshawa
93-94 Jason Allison, London

OHL ALL-STAR TEAMS

2017-18

Goal
Defence
Defence
Centre
Right Wing
Left Wing
Coach

First Team

Michael DiPietro, Windsor
Nicholas Hague, Mississauga
Evan Bouchard, London
Morgan Frost, S.S. Marie
Jordan Kyrou, Sarnia
Boris Katchouk, S.S. Marie
Drew Bannister, S.S. Marie

2016-17

Goal
Defence
Defence
Centre
Right Wing
Left Wing
Coach

First Team

Michael McNiven, Owen Sound
Santino Centorame, Owen Sound
Darren Raddysh, Erie
Dylan Strome, Erie
Alex DeBrincat, Erie
Adam Mascherin, Kitchener
Ryan McGill, Owen Sound

2015-16

Goal
Defence
Defence
Centre
Right Wing
Left Wing
Coach

First Team

Mackenzie Blackwood, Barrie
Mikhail Sergachev, Windsor
Rasmus Andersson, Barrie
Christian Dvorak, London
Mitch Marner, London
Matthew Tkachuk, London
Kris Knoblauch, Erie

2014-15

Goal
Defence
Defence
Centre
Right Wing
Left Wing
Coach

First Team

Lucas Peressini, Kingston
Anthony DeAngelo, S.S. Marie
Chris Bigas, Owen Sound
Connor McDavid, Erie
Mitch Marner, London
Max Domi, London
Sheldon Keefe, S.S. Marie

2013-14

Goal
Defence
Defence
Centre
Right Wing
Left Wing
Coach

First Team

Alex Nedeljkovic, Plymouth
Aaron Ekblad, Barrie
Slater Koekoek, Windsor
Scott Laughton, Oshawa
Connor Brown, Erie
Dane Fox, Erie
DJ Smith, Oshawa

2012-13

Goal
Defence
Defence
Centre
Right Wing
Left Wing
Coach

First Team

Jordan Binnington, Owen Sound
Dylan Sproul, S.S. Marie
Scott Harrington, London
Vincent Trocheck, Plymouth
Seth Griffith, London
Reid Boucher, Sarnia
Mike Vellucci, Plymouth

2011-12

Goal
Defence
Defence
Centre
Right Wing
Left Wing
Coach

First Team

Michael Houser, London
Dougie Hamilton, Niagara
Scott Harrington, London
Michael Sgarbossa, Sudbury
Tyler Toffoli, Ottawa
Brandon Saad, Saginaw
Greg Gilbert, Saginaw

2010-11

Goal
Defence
Defence
Centre
Right Wing
Left Wing
Coach

First Team

Mark Visentin, Niagara
Ryan Ellis, Windsor
Ryan Murphy, Kitchener
Joey Hisdon, Owen Sound
Tyler Toffoli, Ottawa
Garrett Wilson, Owen Sound
Mark Reeds, Owen Sound

2009-10

Goal
Defence
Defence
Centre
Right Wing
Left Wing
Coach

First Team

Chris Carozzi, Mis
Jacob Muzzin, SSM
Nick Crawford, Bar
Tyler Seguin, Ply
Bryan Cameron, Bar
Taylor Hall, Wsr
Dale Hunter, Ldn

2008-09

Goal
Defence
Defence
Centre
Right Wing
Left Wing
Coach

First Team

Mike Murphy, Belv
Ryan Ellis, Wsr
P.K. Subban, Belv
Cody Hodgson, Bram
Bryan Cameron, Belv
Taylor Hall, Wsr
Bob Boughner, Wsr

Second Team

Jeremy Helvig, Kingston
Sean Durzi, Owen Sound
Conor Timmins, S.S. Marie
Aaron Luchuk, Barrie
Taylor Raddysh, S.S. Marie
Sam Miletic, Niagara
Dale Hawerchuk, Barrie

Second Team

Tyler Parsons, London
Ryan Mantha, Niagara
Mikhail Sergachev, Windsor
Nick Suzuki, Owen Sound
Petrus Palmu, Owen Sound
Jonah Gadjovich, Owen Sound
Kris Knoblauch, Erie

Second Team

Devin Williams, Erie
Travis Dermott, Erie
Jakob Chychrun, Sarnia
Mike Amadio, North Bay
Kevin Labanc, Barrie
Andrew Mangiapane, Barrie
Rocky Thompson, Windsor

Second Team

Ken Appleby, Oshawa
Darnell Nurse, S. S. Marie
Rasmus Andersson, Barrie
Dylan Strome, Erie
Alex DeBrincat, Erie
Tyler Bertuzzi, Guelph
Jeff Brown, Ottawa

Second Team

Matt Murray, S.S. Marie
Adam Pelech, Erie
Nikita Zadorov, London
Connor McDavid, Erie
Scott Kosmachuk, Guelph
Michael Dal Colle, Oshawa
Kris Knoblauch, Erie

Second Team

John Gibson, Kitchener
Cody Ceci, Owen Sound
Ryan Murphy, Kitchener
Charles Sarault, Sarnia
Brett Ritchie, Niagara
Garret Ross, Saginaw
George Burnett, Belleville

Second Team

Mark Visentin, Niagara
Cody Ceci, Ottawa
Ryan Murphy, Kitchener
Sean Monahan, Ottawa
Seth Griffith, London
Tanner Pearson, Barrie
Steve Spott, Kitchener

Second Team

JP Anderson, Mississauga
Dougie Hamilton, Niagara
Marc Cantin, Mississauga
Ryan Strome, Niagara
Jason Akeson, Kitchener
Marcus Foligno, Sudbury
Dave Cameron, Mississauga

Second Team

Matt Hackett, Ply
Cameron Gaunce, Mis
Ryan Ellis, Wsr
Nazem Kadri, Ldn
Taylor Beck, Gue
Jeremy Morin, Kit
Dave Cameron, Mis

Second Team

Thomas McCollum, Bram
Cameron Gaunce, Mis
John Carlson, Ldn
John Tavares, Ldn
Greg Nemisz, Wsr
Justin DiBenedetto, Sar
George Burnett, Belv

Third Team

Matthew Villalta, S.S. Marie
Cam Dineen, Sarnia
Joey Keane, Barrie
Gabriel Vilardi, Kingston
Jason Robertson, Kingston
Adam Mascherin, Kitchener
Trevor Letowski, Windsor

Third Team

Michael DiPietro, Windsor
Filip Hronek, Saginaw
Olli Juolevi, London
Cliff Pu, London
Taylor Raddysh, Erie
Kevin Hancock, Owen Sound
Drew Bannister, Sault Ste. Marie

Third Team

Alex Nedeljkovic, Niagara
Olli Juolevi, London
Roland McKeown, Kingston
Dylan Strome, Erie
Alex DeBrincat, Erie
Alexander Nylander, Mississauga
Mike Van Ryn, Kitchener

Third Team

Alex Nedeljkovic, Plymouth
Jakob Chychrun, Sarnia
Jordan Subban, Belleville
Joseph Blandisi, Barrie
Sergey Tolchinsky, S.S. Marie
Michael Dal Colle, Oshawa
D.J. Smith, Oshawa

Third Team

Oscar Dansk, Erie
Darnell Nurse, S.S. Marie
Matt Finn, Guelph
Sam Bennett, Kingston
Nick Baptiste, Sudbury
Max Domi, London
Scott Walker, Guelph

Third Team

Malcolm Subban, Belleville
Dylan DeMelo, Mississauga
Colin Miller, S.S. Marie
Boone Jenner, Oshawa
Cameron Brace, Owen Sound
Anthony Camara, Barrie
D.J. Smith, Oshawa

Third Team

John Gibson, Kitchener
Beau Schmitz, Plymouth
Ryan Sproul, Sault Ste. Marie
Alex Friesen, Niagara
Nail Yakupov, Sarnia
Andrew Agozzino, Niagara
Stan Butler, Brampton

Third Team

Petr Mrazek, Ottawa
Brett Flemming, Mississauga
Jesse Blacker, Owen Sound
Casey Cizikas, Mississauga
Christian Thomas, Oshawa
Josh Shalla, Saginaw
Michael Vellucci, Plymouth

Third Team

Patrick Killeen, Bar
Alex Pietrangolo, Bar
Shawn Lalonde, Belv
Luke Pitner, Bar
Greg Nesmisz, Wsr
Chris MacKinnon, Kit
Marty Williamson, Bar

Third Team

Edward Pasquale, Sag
Alex Pietrangolo, Nia
Michael Del Zotto, Ldn
Chris Terry, Ply
Matt Kennedy, Gue
Evgeny Grachev, Bram
Mike Vellucci, Ply

2007-08

Goal
Defence
Defence
Centre
Right Wing
Left Wing
Coach

First Team

Mike Murphy, Belv
Drew Doughty, Gue
Zach Bogosian, Pbo
Justin Azevedo, Kit
Matt Hallischuk, Kit
Brett MacLean, Osh
Bob Boughner, Wsr

2006-07

Goal
Defence
Defence
Centre
Right Wing
Left Wing
Coach

First Team

Steve Mason, Ldn
Marc Staal, Sby
Drew Doughty, Gue
John Tavares, Osh
Patrick Kane, Ldn
James Neal, Ply
Michael Vellucci, Ply

2005-06

Goal
Defence
Defence
Centre
Right Wing
Left Wing
Coach

First Team

Adam Dennis, Ldn
Andrej Sekera, OS
Marc Staal, Sby
Rob Schremp, Ldn
David Bolland, Ldn
Mike Angelidis, OS
Dave Barr, Gue

2004-05

Goal
Defence
Defence
Centre
Right Wing
Left Wing
Coach

First Team

Michael Ouzas, Mis
Danny Syvret, Ldn
Andre Benoit, Kit
Jeff Carter, SSM
Corey Perry, Ldn
Dylan Hunter, Ldn
Dale Hunter, Ldn

2003-04

Goal
Defence
Defence
Centre
Right Wing
Left Wing
Coach

First Team

Paulo Colaiacovo, Bar
James Wisniewski, Ply
Dennis Wideman, Ldn
Corey Locke, Ott
Corey Perry, Ldn
Wojtek Wolski, Bram
Dale Hunter, Ldn

2002-03

Goal
Defence
Defence
Centre
Right Wing
Left Wing
Coach

First Team

Andy Chiodo, TOR
Brendan Bell, OTT
Lukas Krajicek, PBO
Corey Locke, OTT
Matt Foy, OTT
Cody McCormick, BELV
Brian Kilrea, OTT

2001-02

Goal
Defence
Defence
Centre
Right Wing
Left Wing
Coach

First Team

Ray Emery, SSM
Erik Reitz, Bar
Mark Popovic, Tor
Brad Boyes, Er
Cory Pecker, Er
Nathan Robinson, Belv
Craig Hartsburg, SSM

2000-01

Goal
Defence
Defence
Centre
Right Wing
Left Wing
Coach

First Team

Craig Andersson, Gue
Rostislav Klesla, Bra
Alexei Semenov, Sby
Kyle Wellwood, Belv
Branko Radivojevic, Belv
Randy Rowe, Belv
Dave MacQueen, Er

1999-00

Goal
Defence
Defence
Centre
Right Wing
Left Wing
Coach

First Team

Andrew Raycroft, Kgn
John Erskine, Ldn
Branislav Mezei, Belv
Dan Tessier, Ott
Norm Milley, Sby
Taylor Pyatt, Sby
Peter DeBoer, Ply

1998-99

Goal
Defence
Defence
Centre
Right Wing
Left Wing
Coach

First Team

Brian Finley, Bar
Brian Campbell, Ott
Bryan Allen, Osh
Daniel Tkaczuk, Bar
Ivan Novoseltsev, Sar
Ryan Ready, Belv
Peter DeBoer, Ply

Second Team

Steve Mason, Kit
Bobby Sanguinetti, Bra
Yannick Weber, Kit
Steven Stamkos, Sar
Stefan Legein, Nia
Luca Caputi, Nia
Peter DeBoer, Kit

Second Team

Michal Neuvirth, Ply
Jakub Kindl, Kit
Ryan Parent, Gue
Bryan Little, Bar
Tyler Donati, Belv
Brett MacLean, Osh
Mike Kelly, Mis

Second Team

Dan Turple, Kit
Ryan Parent, Gue
Patrick McNeill, Sag
Wojtek Wolski, Bram
Ryan Callahan, Gue
Dylan Hunter, Ldn
Dale Hunter, Ldn

Second Team

Adam Dennis, Ldn
Jordan Smith, SSM
Kyle Quincey, Miss
Michael Richards, Kit
Bobby Ryan, OS
Benoit Pouliot, Sby
Dick Todd, Pho

Second Team

Patrick Ehelechner, Sby
Andre Benoit, Kit
Jeremy Swanson, Bar
Jeff Carter, SSM
Stefan Ruzicka, OS
Scott Dobben, SSM
Greg Gilbert, Mis

Second Team

Chris Houle, LDN
Steve Eminger, KIT
Carlo Colaiacovo, ER
Eric Staal, PBO
Chad Larose, PLY
Brandon Nolan, OSH
Jim Hulton, BELV

Second Team

Peter Budaj, Tor
Carlo Colaiacovo, Er
Steve Eminger, Kit
Kris Newbury, Sar
Mike Renzi, Belv
Steve Ott, Wsr
Dave Cameron, Tor

Second Team

Rob Zepp, Ply
Kevin Dallman, Gue
Jon Zion, Ott
Brad Boyes, Bra
Cory Pecker, Er
Raffi Torres, Bra
Dave Cameron, Tor

Second Team

Rob Zepp, Ply
Allan Rourke, Kit
Kevin Mitchell, Gue
Jason Jaspers, Sby
Sheldon Keefe, Bar
Raffi Torres, Bra
Tom Webster, Wsr

Second Team

Tyrone Garner, Osh
Kevin Mitchell, Gue
Martin Skoula, Bar
Harold Druken, Ply
Norm Milley, Sby
Denis Shvidki, Bar
Louis Crawford, Belv

Third Team

Thomas McCollum, Gue
Alex Pietrangelo, Nia
Ryan Wilson, Sar
Shawn Matthias, Belv
Wayne Simmonds, SSM
Matt Beleskey, Belv
George Burnett, Belv

Third Team

Thomas McCollum, Gue
Alex Pietrangelo, Mis
Patrick McNeill, Sag
Sam Gagner, Ldn
Sergei Kostitsyn, Ldn
Jamie McGinn, Ott
Dave Barr, Gue

Third Team

Kevin Lalonde, Belv
Matt Lashoff, Kit
Michael Vernace, Bram
Bryan Little, Bar
Michael Blunden, Er
Ryan Hamilton, Bar
Dick Todd, Pho

Third Team

Gerard Coleman, Ldn
Nathan McIver, Tor
Mark Flood, Pho
Brad Richardson, OS
Ryan Callahan, Gue
Liam Reddox, Pho
Mike Stothers, OS

Third Team

David Shantz, Mis
Chris Campoli, Er
Kevin Klein, Gue
Martin St. Pierre, Gue
David Bolland, Ldn
Dylan Hunter, Ldn
Shawn Camp, Gue

Third Team

Michael Mole, BELV
Trevor Daley, SSM
Tim Gleason, WSR
Matt Stajan, BELV
Dustin Brown, GUE
Kris Newbury, SAR
Peter DeBoer, KIT

Third Team

David Chant, Bar
Kevin Dallman, Gue
Fedor Tjutin, Gue
Jason Spezza, Belv
Miguel Delisle, Ott
Rick Nash, Ldn
Dave MacQueen, Er

Third Team

Alex Auld, NB
Libor Ustrnul, Ply
Mark Popovic, Tor
Jason Spezza, Wsr
Nikita Alexeev, Er
Steve Ott, Wsr
Jim Hulton, Belv

Third Team

Levente Szuper, Ott
Alexei Semenov, Sby
Mike Van Ryn, Sar
Josef Vasicek, SSM
Denis Shvidki, Bar
Jonathan Schill, Kgn
Stan Butler, Bra

Third Team

Seamus Kotyk, Ott
Nick Boynton, Ott
Nikos Iselios, Ply
Peter Sarno, Sar
Sheldon Keefe, Bar
Jay Legault, Ldn
Dave Siciliano, OS

1997-98

Goal
Defence
Defence
Centre
Right Wing
Left Wing
Coach

First Team

Bujar Amidovski, Tor
Chris Allen, Kgn
Sean Blanchard, Ott
David Legwand, Ptt
Brian Willisie, Gue
Rob Mailloux, Kgn
Gary Agnew, Ldn

1996-97

Goal
Defence
Defence
Centre
Right Wing
Left Wing
Coach

First Team

Zac Bierk, Pbo
Sean Blanchard, Ott
Andy Delmore, Sar
Alyn McCauley, Ott
Cameron Mann, Pbo
Daniel Cleary, Belv
Brian Kilrea, Ott

1995-96

Goal
Defence
Defence
Centre
Right Wing
Left Wing
Coach

First Team

Craig Hillier, Ott
Bryan Berard, Pto
Kevin Bolibruck, Pbo
Alyn McCauley, Ott
Cameron Mann, Pbo
Daniel Cleary, Belv
Brian Kilrea, Ott

1994-95

Goal
Defence
Defence
Centre
Right Wing
Left Wing
Coach

First Team

Tyler Moss, Kgn
Ed Jovanovski, Wsr
Bryan Berard, Det
Jeff O'Neill, Gue
David Ling, Kgn
Dave Roche, Wsr
Craig Hartsburg, Gue

1993-94

Goal
Defence
Defence
Centre
Right Wing
Left Wing
Coach

First Team

Jamie Storr, OS
Jamie Rivers, Sby
Nick Stajduhar, Ldn
Jason Allison, Ldn
Kevin Brown, Det
Jeff Shevalier, NB
Bert Templeton, NB

1992-93

Goal
Defence
Defence
Centre
Right Wing
Left Wing
Coach

First Team

Manny Legace, NF
Chris Pronger, Pbo
Mark DeSantis, Nmkt
Pat Peake, Det
Jason Dawe, Pbo
Andrew Brunette, OS
Gary Agnew, Ldn

1991-92

Goal
Defence
Defence
Centre
Right Wing
Left Wing
Coach

First Team

Mike Fountain, Osh
Drake Bereshowsky, NB
Scott Boston, Belv
Todd Simon, NF
Darren McCarty, Belv
Todd Warriner, Wsr
George Burnett, NF

1990-91

Goal
Defence
Defence
Centre
Right Wing
Left Wing
Coach

First Team

Mike Torchia, Kit
Chris Snell, Ott
Adam Foote, SSM
Eric Lindros, Osh
Rob Pearson, Osh
Trevor Halverson, NB
George Burnett, NF

1989-90

Goal
Defence
Defence
Centre
Right Wing
Left Wing
Coach

First Team

Jeff Fife, Belv
John Slaney, Cnwl
Chris Snell, Ott
Mike Ricci, Pbo
Owen Nolan, Cnwl
Bob Berg, Belv
Larry Mavety, Kgn

1988-89

Goal
Defence
Defence
Centre
Right Wing
Left Wing
Coach

First Team

Gus Morschauser, Kit
Bryan Fogarty, NF
Mathieu Schneider, Cnwl
Andrew Cassels, Ott
Stan Drulia, NF
Rob Cimetta, Tor
Joe McDonnell, Kit

Second Team

Robert Esche, Ply
Richard Jackman, SSM
Chris Hajt, Gue
Jon Sim, Sar
Max Spiridonov, Ldn
Colin Pepperall, Er
George Burnett, Gue

Second Team

Kory Cooper, Belv
D.J. Smith, Wsr
Marty Wilford, Osh
Joe Thornton, SSM
Alexandre Volchkov, Bar
Dave Duerden, Pbo
Bill Stewart, Osh

Second Team

Dan Cloutier, Gue
Sean Brown, Sar
Jay McKee, NFS
Aaron Brand, Sar
Jeff Johnstone, NFS
Sean Haggerty, Det
Bert Templeton, Bar

Second Team

Mark McArthur, Gue
Wes Swinson, Kgn
Jamie Rivers, Sby
Marc Savard, Osh
Todd Bertuzzi, Gue
Larry Courville, Osh
Paul Maurice, Det

Second Team

Matt Mullin, Sby
Drew Bannister, SSM
Ed Jovanovski, Wsr
Keli Corpe, Kgn
Jason MacDonald, OS
Bob Wren, Det
Paul Maurice, Det

Second Team

Chad Lang, Pbo
Brent Tully, Pbo
Scott Walker, OS
Mike Harding, Pbo
Kevin Brown, Det
Bob Wren, Det
Rick Cornacchia, Osh

Second Team

Andrew Verner, Pbo
Jassen Cullimore, Pbo
Jeff Ricciardi, Ott
John Spoltore, NB
Scott Hollis, Osh
Chris Crombie, Ldn
Dick Todd, Pbo

Second Team

Andrew Verner, Pbo
John Slaney, Cnwl
Adam Bennett, Sby
Jarrod Skalde, Belv
Steven Rice, Kit
Brad May, NF
Ted Nolan, SSM

Second Team

Todd Bojcum, Pbo
Paul Holden, Ldn
Joni Lehto, Ott
Keith Primeau, NF
Mike Bodnarchuk, Kgn
Brad May, NF
Wayne Maxner, Ldn

Second Team

Rick Tabaracci, Cnwl
Jim Sprott, Ldn
Bryan Marchment, Belv
Mike Ricci, Pbo
John Purves, NB
Steve Maltais, Cnwl
Dick Todd, Pbo

Third Team

Ty Garner, Osh
Jeff Brown, Ldn
Brian Campbell, Ott
Peter Sarno, Wsr
Matt Bradley, Kgn
Jeremy Adduono, Sby
Lou Crawford, Belv

Third Team

Robert Esche, Det
Nick Boynton, Ott
Chris Hajt, Gue
Jan Bulis, Bar
Joel Troffier, Ott
Dwayne Hay, Gue
Peter DeBoer, Det

Third Team

David Belitski, Kit / Travis Scott, Osh
Marc Moro, Kgn
Ryan Risidore, Gue
Sean Venedam, Sby
David Nemirovski, Sar
Jamie Wright, Gue
Mark Hunter, Sar

Third Team

Matt Mullin, Sby
Rory Fitzpatrick, Sby
Brad Brown, NB
Bill Bowler, Wsr
Vitali Yachmenev, NB
Ethan Moreau, Sby
Stan Butler, Osh

Third Team

Sandy Allan, NB
Jason Gladney, Kit
Brad Brown, NB
Mike Peca, Ott
Vitali Yachmenev, NB
Ethan Moreau, NFS
Jerry Harrigan, OS

Third Team

Marc Lamothe, Kgn
Blair Scott, Det
Nick Stajduhar, Ldn
Chris Gratton, Kgn
Scott Hollis, Osh
Jeff Shevalier, NB
Dick Todd, Pbo

Third Team

Manny Legace, NF
John Slaney, Cnwl
Dave Stewart, Kgn
Brett Seguin, Ott
Jason Dawe, Pbo
Tony Cimellaro, Belv
John Lovell, Cnwl

Third Team

Mike Lenarduzzi, SSM
Derian Hatcher, NB
Jason York, Wsr
Chris Taylor, Ldn
Steve Martell, Ldn
Jason Cirone, Wsr
Rick Cornacchia, Osh

Third Team

Jeff Wilson, Kgn
Rick Corriveau, Ldn
Adam Bennett, Sby
Paul DiPietro, Sby
Steve Rice, Kit
Gilbert Dionne, Kit
Dick Todd, Pbo

Third Team

Peter Ing, Ldn
Corey Foster, Pbo
Jeff Waver, Kgn
Rob Zamuner, Gue
Jamie Leach, NF
Kevin Miehme, Osh
Terry Martin, Tor

1987-88

Goal
Defence
Defence
Centre
Right Wing
Left Wing
Coach

First Team

Rick Tabaracci, Cnw
Darryl Shannon, Wsr
Mathieu Schneider, Cnw/I
Andrew Cassels, Ott
Sean Williams, Osh
Dan Currie, SSM
Dick Todd, Pbo

1986-87

Goal
Defence
Defence
Centre
Right Wing
Left Wing
Coach

First Team

Ron Tugnut, Pbo
Kerry Huffman, Gue
Bryan Fogarty, Kgn
Scott McCrory, Osh
Lee Giffin, Osh
Derek King, Osh
Paul Theriault, Osh

1985-86

Goal
Defence
Defence
Centre
Right Wing
Left Wing
Coach

First Team

Kay Whitmore, Pbo
Terry Carikner, Pbo
Jeff Brown, Sby
Jason Lafreniere, Belv
Ray Sheppard, Cnw/I
Nick Nypreos, NB
Jacques Martin, Gue

1984-85

Goal
Defence
Defence
Centre
Right Wing
Left Wing
Coach

First Team

Craig Billington, Belv
Bob Halkidis, Ldn
Jeff Beukeboom, SSM
Wayne Groulx, SSM
Graeme Bonar, SSM
David Lowry, Ldn
Terry Crisp, SSM

1983-84

Goal
Defence
Defence
Centre
Right Wing
Left Wing
Coach

First Team

Darren Pang, Ott
Brad Shaw, Ott
Dave Shaw, Kit
John Tucker, Kit
Wayne Presley, Kit
Garry Lacey, Tor
Tom Barrett, Kit

1982-83

Goal
Defence
Defence
Centre
Right Wing
Left Wing
Coach

First Team

Allan Bester, Bfd
Allan MacInnis, Kit
Joe Cirella, Osh
Doug Gilmour, Cnw/I
Mike Siltala, Kgn
Bob Errey, Pbo
Terry Crisp, SSM

1981-82

Goal
Defence
Defence
Centre
Right Wing
Left Wing
Coach

First Team

Marc D'Amour, SSM
Ron Meighan, NF
Allan MacInnis, Kit
Dave Simpson, Ldn
Brian Bellows, Kit
Moe Lemay, Ott
Brian Kilrea, Ott

1980-81

Goal
Defence
Defence
Centre
Right Wing
Left Wing
Coach

First Team

Jim Ralph, Ott
Randy Boyd, Ott
Rick Wilson, Kgn
Ernie Godden, Wsr
Tony Tanti, Osh
Daryl Evans, Bfd
Brian Kilrea, Ott

1979-80

Goal
Defence
Defence
Centre
Right Wing
Left Wing
Coach

First Team

Don Beaupre, Sby
Larry Murphy, Pbo
Doug Crossman, Ott
Sean Simpson, Ott
Jim Fox, Ott
Yvan Joly, Ott
Brian Kilrea, Ott

1978-79

Goal
Defence
Defence
Centre
Right Wing
Left Wing
Coach

First Team

Ken Ellacott, Pbo
Greg Theberge, Pbo
Jay Wells, Kgn
Gary Dillon, Tor
Mike Foligno, Sby
Tom McCarthy, Osh
Gary Green, Pbo

Second Team

Rob Fournier, NB
Adam Burt, NB
Brad Schlegel, Ldn
Len Soccio, NB
Jody Hull, Pbo
David Haas, Wsr
Tom Webster, Wsr

Second Team

Shawn Simpson, SSM
Darryl Shannon, Wsr
Petri Matikainen, Osh
Dave McLlwain, NB
Todd Hawkins, Belv
Nick Kypreos, NB
Bert Templeton, NB

Second Team

Steve Guenette, Gue
Petri Matikainen, Osh
Greg Smyth, Ldn
Shawn Burr, Kit
Graeme Bonar, Pbo
Gary Roberts, Gue
Bert Templeton, NB

Second Team

Peter Abric, NB
Kevin Hatcher, NB
Terry Carikner, Pbo
Steve Linseman, Belv
Dave MacLean, Belv
Gary Roberts, Ott
Larry Mavety, Belv

Second Team

Chris Pusey, Bfd
Shawn Evans, Pbo
Bruce Cassidy, Ott
Wayne Groulx, SSM
Don McLaren, Ott
Paul Lawless, Wsr
Dave Draper, Bfd

Second Team

John Vanbiesbroeck, SSM
Steve Smith, SSM
Norm Schmidt, Osh
Dave Gagner, Bfd
Andrew McBain, NB
Steve Driscoll, Cnw/I
Joe Crozier, Kit

Second Team

Jim Ralph, Ott
Steve Smith, SSM
Mike Posavad, Pbo
Jeff Vaive, Ott
Tony Tanti, Osh
Jeff Larmer, Kit
Terry Crisp, SSM

Second Team

Mike Moffat, Kgn
Steve Konroyd, Osh
Steve Smith, SSM
John Goodwin, SSM
Steve Larmer, NF
Tony Butorac, SSM
Terry Crisp, SSM

Second Team

Rick LaFerriere, Pbo
Dave Fenyyes, Pbo
Paul Coffey, Kit
Mike Bullard, Bfd
Bob Crawford, Osh
Paul Gagne, Wsr
Jim Morrison, Kgn

Second Team

Rolan Melanson, Wsr
Ed Hospodar, Ott
Steve Warengere, Ott
Bob Carroll, Ldn
Yvan Joly, Ott
Tim Trimper, Pbo
Bert Templeton, NF

Third Team

Jeff Hackett, Osh
Marc Laniel, Osh
Brad Hyatt, Wsr
Kelly Cain, Wsr
Stan Drulia, Ham
Dave Rowbotham, Ott
Bert Templeton, NB

Third Team

Sean Evoy, Osh
Bill Houlder, NB
Brian Chapman, Belv
Brendan Shanahan, Ldn
Frank DiMuzio, Ott
David Latta, Kit
Brian Kilrea, Ott

Third Team

Alan Perry, Wsr
Steve Chaisson, Gue
Jeff Chychrun, Kgn
Shayne Corson, Ham
Ron Sanko, Kit
Craig Duncanson, Cnw/I
Fred O'Donnell, Kgn

Third Team

Kay Whitmore, Pbo
Shawn Evans, Pbo
Todd Gill, Wsr
Shayne Corson, Ham
Jim Sandlak, Ldn
Craig Duncanson, Sby
Dick Todd, Pbo

Third Team

Peter Sidorkiewicz, Osh
Chris Felix, SSM
Mark Paterson, Ott
Kirk Muller, Gue
Kevin Conway, Kgn
Steve Graves, SSM
Brian Kilrea, Ott

Third Team

Wendell Young, Kit
Mark Paterson, Ott
Mike Posavad, Pbo
Kirk Muller, Gue
Mario Simioni, Tor
Ron Handy, Kgn
Brian Kilrea, Ott

Third Team

Frank Caprice, Ldn
Gord Dineen, SSM
Norm Schmidt, Osh
Mitch Lamoureux, Osh
Mario Simioni, Tor
Greg Gilbert, Tor
Paul McIntosh, Ldn

Third Team

John Vanbiesbroeck, SSM
Neil Belland, Kgn
J.P. Leroux, Wsr
Mike Bullard, Bfd
Brian Bellows, Kit
Jeff Larmer, Kit
Orval Tessier, Kit

Third Team

Roland Melanson, Osh
Paul Thomas, NF
Rick Lanz, Osh
Bill Gardner, Pbo
Blair Barnes, Wsr
Kevin LaVallee, Bfd
Wayne Maxner, Wsr

Third Team

Nick Ricci, NF
Paul Coffey, SSM
John Gibson, NF
Sean Simpson, Ott
Brian Guizzi, SSM
Doug Sullivan, Kit
Andy Laing, Sby

1977-78

Goal
Defence
Defence
Centre
Right Wing
Left Wing
Coach

First Team

Al Jensen, Ham
Brad Marsh, Ldn
Rob Ramage, Ldn
Bob Smith, Ott
Mike Gartner, NF
Gary Leroux, Wsr
Bill White, Osh

1976-77

Goal
Defence
Defence
Centre
Right Wing
Left Wing
Coach

First Team

Pat Riggan, Ldn
Trevor Johansen, Tor
Doug Wilson, Ott
Dale McCourt, St. C
John Anderson, Tor
Tony McKeegney, Kgn
Bill Long, Ldn

1975-76

Goal
Defence
Defence
Centre
Right Wing
Left Wing
Coach

First Team

Jim Bedard, Sby
Dave Farrish, Sby
Rick Green, Ldn
Dale McCourt, Ham
Peter Lee, Ott
Rod Schutt, Sby
Jerry Toppazzini, Sby

1974-75

Goal
Defence
Defence
Centre
Right Wing
Left Wing

First Team

Don Edwards, Kit
Mike O'Connell, Kgn
Mike Kitchen, Tor
John Tonelli, Tor
Mark Napier, Tor
Rod Schutt, Sby

1973-74

Goal
Defence
Defence
Centre
Right Wing
Left Wing

First Team

Don Edwards, Kit
Rick Chartraw, Kit
Jim Turkiewicz, Sbo
Jack Valiquette, SSM
Wilf Paiement, St. C
Bill Lothead, Osh

1972-73

Goal
Defence
Defence
Centre
Right Wing
Left Wing

First Team

Mike Palmateer, Tor
Denis Potvin, Ott
Bob Neely, Pbo
Reg Thomas, Ldn
Dennis Ververgaert, Ldn
Morris Titanic, Sby

1971-72

Goal
Defence
Defence
Centre
Right Wing
Left Wing

First Team

Michel Laroque, Ott
Denis Potvin, Ott
Paul Shakes, St. C
Don Lever, NF
Bill Harris, Tor
Steve Shutt, Tor

1970-71

Goal
Defence
Defence
Centre
Right Wing
Left Wing

First Team

John Garrett, Pbo
Denis Potvin, Ott
Jocelyn Guevremont, Mtl
Marcel Dionne, St. C
Steve Vickers, Tor
Richard Martin, Mtl

1969-70

Goal
Defence
Defence
Centre
Right Wing
Left Wing

First Team

George Hulme, St. C
Ron Plumb, Pbo
Bob Stewart, Osh
Gil Perreault, Mtl
Al McDonough, St. C
Rick MacLeish, Pbo

1968-69

Goal
Defence
Defence
Centre
Right Wing
Left Wing

First Team

Jim Rutherford, Ham
Dick Redmond, St. C
Randy Manery, Ham
Gil Perreault, Mtl
Rejean Houle, Mtl
Marc Tardiff, Mtl

1967-68

Goal
Defence
Defence
Centre
Right Wing
Left Wing

First Team

Gerry Gray, Ham
Mike Robitaille, Kit
Rickey Ley, NF
Walter Tkaczuk, Kit
Danny Lawson, Ham
Jack Eggers (Kit)

Second Team

Pat Riggan, Ldn
Joel Quenneville, Wsr
Willie Huber, Ham
Wayne Gretzky, SSM
Dino Ciccarelli, Ldn
Tony McKeegney, Kgn
Gary Green, Pbo

Second Team

Al Jensen, St. C
John Baby, Sby
Craig Hartisburg, SSM
Ken Linseman, Kgn
Mike Crombeen, Kgn
Bob Smith, Ott
Brian Kilrea, Ldn

Second Team

Greg Redquest, Osh
Dave Shand, Pbo
Randy Carlyle, Sby
Mike Kaszycki, SSM
Mike Crombeen, Kgn
John Tavella, SSM
Brian Kilrea, Ott

Second Team

Bill Cheropita, St. C
Pete Scamurra, Pbo
Ken Breitenbach, St. C
Doug Jarvis, Pbo
Dave Salvian, St. C
Peter Lee, Ott

Second Team

Mike Kasmetis, Pbo
Dave Maloney, Kit
Paul McIntosh, Pbo
Bruce Boudreau, Tor
Dave Gorman, St. C
Mike Marson, Sby

Second Team

Peter Crosbie, Ldn/Rick St. Croix, Osh
Bob Dailey, Tor
Ian Turnbull, Ott
Blake Dunlop, Ott
Rick Middleton, Osh
Bill Lothead, Osh

Second Team

Gilles Gratton, Osh
Ian Turnbull, Mtl
Jim Schoenfeld, NF
Dave Gardner, Tor
Dennis Ververgaert, Ldn
Randy Osburn, Ldn

Second Team

Michel Laroque, Ott
Steve Durbano, Tor
Rick Cunningham, Pbo
Dave Gardner, Tor
Bill Harris, Tor
Steve Shutt, Tor

Second Team

John Garrett, Pbo
Steve Cuddie, Tor/Serge Lajeunesse, Mtl
Jocelyn Guevremont, Mtl
Marcel Dionne, St. C
Bobby Guindon, Mtl
Fred Harvey, Ham

Second Team

Paul Hoganson, Tor
Ron Stackhouse, Pbo
Serge Lajeunesse, Mtl
Darryl Sittler, Ldn
Phil Roberto, NF
Don Tannahill, NF

Second Team

Phil Myre, NF
Brad Park, Tor
Rick Smith, Ham
Terry Caffery, Tor
Tom Webster, NF
Richie Bayes, Tor

Third Team

Ken Ellacott, Pbo
Craig Hartisburg, SSM
Paul MacKinnon, Pbo
Keith Acton, Ott
Jim Fox, Ott
Steve Payne, Ott
Brian Kilrea, Ott

Third Team

Jim Lockhurst, Kgn
Rob Ramage, Ldn
Brad Marsh, Ldn
Dwight Foster, Kit
Rick Seiling, St. C
Mike Keating, St. C
Bert Templeton, St. C

Third Team

Mark Locken, Ham
Ted Long, Ham
Trevor Johansen, Tor/Doug Wilson, Ott
Ron Duguay, Sby
Alex McKindry, Sby
Joe Kowal, Ham
Bert Templeton, Ham

Third Team

Paul Harrison, Osh/Frank Salive, Pbo
Jamie Masters, Ott
Doug Halward, Pbo
Tim Young, Ott
Cary Favelli, SSM
Stan Jonathan, Pbo

OHL ALL-ROOKIE TEAMS

2017-18

Goal
Defence
Defence
Centre
Right Wing
Left Wing

First Team

Mack Guzda, Owen Sound
Rasmus Sandin, S.S. Marie
Alec Regula, London
Cam Hillis, Guelph
Andrei Svechnikov, Barrie
Blade Jenkins, Saginaw

Second Team

Jordan Kooy, London
Mitchell Brewer, Oshawa
Nico Gross, Oshawa
Ryan Suzuki, Barrie
Arthur Kaliyev, Hamilton
Maxim Golod, Erie

2016-17

Goal
Defence
Defence
Centre
Right Wing
Left Wing

First Team

Jacob Ingham, Mississauga
Ryan Merkley, Guelph
Eemeli Rasanen, Kingston
Allan McShane, Oshawa
Akil Thomas, Niagara
Linus Nyman, Kingston

Second Team

Matthew Villalta, Sault Ste. Marie
Giovanni Vallati, Kitchener
Owen Lalonde, Sudbury
Adam Ruzicka, Sarnia
Greg Meireles, Kitchener
Alex Formenton, London

2015-16

Goal
Defence
Defence
Centre
Right Wing
Left Wing

First Team

Michael DiPietro, Windsor
Mikhail Sergachev, Windsor
Cam Dineen, North Bay
Nick Suzuki, Owen Sound
Owen Tippett, Mississauga
Alexander Nylander, Mississauga

Second Team

Stephen Dhillon, Niagara
Olli Juolevi, London
Nicolas Hague, Mississauga
Gabriel Vilardi, Windsor
Cole Carter, Windsor
Boris Katchouk, S.S. Marie

2014-15

Goal
Defence
Defence
Centre
Right Wing
Left Wing

First Team

Michael McNiven, Owen Sound
Jakob Chychrun, Sarnia
Gustav Bouraman, S.S. Marie
Pavel Zacha, Sarnia
Alex DeBrincat, Erie
Tim Gettinger, S.S. Marie

Second Team

Evan Cormier, Saginaw
Victor Mete, London
Keaton Middleton, Saginaw
Logan Brown, Windsor
Zachary Senyshyn, S.S. Marie
Adam Masherion, Kitchener

2013-14

Goal
Defence
Defence
Centre
Right Wing
Left Wing

First Team

Mackenzie Blackwood, Barrie
Travis Dermott, Erie
Mitchell Van de Sompel, Oshawa
Travis Konecny, Ottawa
Blake Speers, Sault Ste. Marie
Andrew Mangiapane, Barrie

Second Team

Matthew Mancina, Guelph
Stefan LeBlanc, Mississauga
Sean Day, Mississauga
Mitchell Marner, London
Nick Magyar, Kitchener
Lawson Crouse, Kingston

2012-13

Goal
Defence
Defence
Centre
Right Wing
Left Wing

First Team

Alex Nedeljkovic, Plymouth
Nikita Zadorov, London
Roland McKeown, Kingston
Connor McDavid, Erie
Spencer Watson, Kingston
Michael Dal Colle, Oshawa

Second Team

Michael Giugovaz, Peterborough
Brandon Prophet, Saginaw
Jacob Middleton, Ottawa
Sam Bennett, Kingston / Jared McCann, S.S. Marie (tie)
Nikolay Goldobin, Sarnia
Blake Clarke, Brampton

2011-12

Goal
Defence
Defence
Centre
Right Wing
Left Wing

First Team

Daniel Altshuler, Oshawa
Aaron Ekblad, Barrie
Olli Maatta, London
Radek Faska, Kitchener
Connor Brown, Erie
Nick Ritchie, Peterborough

Second Team

Spencer Martin, Mississauga
Trevor Carrick, Mississauga
Darnell Nurse, Sault Ste. Marie
Max Domi, London
Stephen Nosad, Peterborough
Jason Dickinson, Guelph

2010-11

Goal
Defence
Defence
Centre
Right Wing
Left Wing

First Team

Malcolm Subban, Belleville
Nick Ebert, Windsor
Jesse Graham, Niagara
Alex Galchenyuk, Sarnia
Nail Yakupov, Sarnia
Lucas Lessio, Oshawa

Second Team

Matej Machovsky, Brampton
Slater Koekoek, Peterborough
Ryan Sproul, Sault Ste. Marie
Mark Scheifele, Barrie
Nicklas Jensen, Oshawa
Andreas Athanasiou, London

2009-10

Goal
Defence
Defence
Centre
Right Wing
Left Wing

First Team

Michael Houser, Ldn
Ryan Murphy, Kit
Scott Harrington, Ldn
Boone Jenner, Osh
Gabriel Landeskog, Kit
Matt Puempel, Pbo

Second Team

Petr Mrazek, Ott
Dougie Hamilton, Nia
Geoffrey Schemitsch, OS
Ivan Telegin, Sag
Austen Brassard, Bely
Michael Curtis, Bely

2008-09

Goal
 Defence
 Defence
 Centre
 Right Wing
 Left Wing

2007-08

Goal
 Defence
 Defence
 Centre
 Right Wing
 Left Wing

2006-07

Goal
 Defence
 Defence
 Centre
 Right Wing
 Left Wing

2005-06

Goal
 Defence
 Defence
 Centre
 Right Wing
 Left Wing

2004-05

Goal
 Defence
 Defence
 Centre
 Right Wing
 Left Wing

2003-04

Goal
 Defence
 Defence
 Centre
 Right Wing
 Left Wing

2002-03

Goal
 Defence
 Defence
 Centre
 Right Wing
 Left Wing

2001-02

Goal
 Defence
 Defence
 Centre
 Right Wing
 Left Wing

2000-01

Goal
 Defence
 Defence
 Centre
 Right Wing
 Left Wing

First Team

JP Anderson, Mis
 John Carlson, Ldn
 Calvin de Haan, Osh
 Tyler Seguin, Ply
 Tyler Toffoli, Ott
 Evgeny Grachev, Bram

First Team

Josh Unice, Kit
 Ryan Ellis, Wsr
 Cameron Gounce, Mis
 Casey Cizikas, Mis
 Mikkel Boedker, Kit
 Taylor Hall, Wsr

First Team

Thomas McCollum, Gue
 Alex Pietrangelo, Mis
 Michael Del Zotto, Osh
 Sam Gagner, Ldn
 Patrick Kane, Ldn
 Kaspars Daugavins, Tor

First Team

Ryan Daniels, Sag
 Drew Doughty, Gue
 Marc Katic, Sar
 John Tavares, Osh
 Sergei Kostitsyn, Ldn
 Bryan Cameron, Belv

First Team

Daren Machesney, Bram
 Michael Vernace, Bram
 Andrej Sekera, OS
 Justin Azevedo, Kit
 Marek Kvapil, Sag
 Benoit Pouliot, Sby

First Team

David Shantz, Mis
 Marc Staal, Sby
 Boris Valabik, Kit
 Bryan Little, Bar
 Stefan Ruzicka, OS
 Liam Reddox, Pbo

First Team

Ryan Munce, Sar
 Mark Giordano, OS
 Danny Syvret, Ldn
 Rob Schremp, Mis
 Brent Burns, Bram
 Woltek Wolski, Bram

First Team

Jason Bacashihua, Ply
 Fedor Tjutin, Gue
 Ryan Hastings, Sby
 Nathan Horton, Osh
 Corey Perry, Ldn
 Tim Sestito, Ply

First Team

Andy Chiodo, Tor
 Lukas Krajcicek, Pbo
 James Wisniewski, Ply
 Eric Staal, Pbo
 Dustin Brown, Gue
 Rick Nash, Ldn

Second Team

Scott Stajcer, OS
 Erik Gudbranson, Kgn
 Ryan O'Connor, Bar
 Ryan Spooner, Pbo
 Jason Akeson, Kit
 Darren Archibald, Bar

Second Team

Tyler Beskarowany, Owen Sound
 Taylor Doherty, Kingston
 Michal Jordan, Plymouth
 Matt Duchene, Brampton
 Zack Kassian, Peterborough
 Patrick Maroon, London

Second Team

Michal Neuvirth, Ply
 Zach Bogosian, Pbo
 Yannick Weber, Kit
 Steve Stamkos, Sar
 Jan Mursak, Sag
 Jiri Tlustý, SSM

Second Team

Sebastien Dahm, Belv
 Scott Arsenen, Ldn
 Jakub Vojta, Ott
 Logan Couture, Ott
 Dale Mitchell, Osh
 Oskar Osala, Mis

Second Team

Kyle Gajewski, SSM
 Bob Saguinetti, OS
 Ben Shutron, Kgn
 Jordan Staal, Pbo
 Matt D'Agostini, Gue
 Mike Duco, Kit

Second Team

Patrick Ehelechner, Sby
 Matt Lashoff, Kit
 Adam Abraham, Mis
 Daniel Ryder, Pbo
 Bobby Ryan, OS
 Vaclav Meidl, Ply

Second Team

Lukas Mensator, Ott
 Mitch Maunu, Wsr
 Scott Lehman, Tor
 Evan McGrath, Kit
 Jean-Michel Rizk, Sag
 Daniel Carcillo, Sar

Second Team

Chris Houle, Ldn
 Karol Sloboda, Ott
 Frank Rediker, Wsr
 Patrick O'Sullivan, Mis
 Petr Kanko, Kit
 Andrei Mikhnov, Sby

Second Team

Brad Topping, Bra
 Chris Campoli, Er
 Drew Fata, Tor
 Martin St. Pierre, Gue
 Daniel Bois, Ldn
 Daniel Paille, Gue

1999-2000

Goal
 Defence
 Defence
 Centre
 Right Wing
 Left Wing

1998-99

Goal
 Defence
 Defence
 Centre
 Right Wing
 Left Wing

1997-98

Goal
 Defence
 Defence
 Centre
 Right Wing
 Left Wing

1996-97

Goal
 Defence
 Defence
 Centre
 Right Wing
 Left Wing

1995-96

Goal
 Defence
 Defence
 Centre
 Right Wing
 Left Wing

1994-95

Goal
 Defence
 Defence
 Centre
 Right Wing
 Left Wing

1993-94

Goal
 Defence
 Defence
 Centre
 Right Wing
 Left Wing

1992-93

Goal
 Defence
 Defence
 Centre
 Right Wing
 Left Wing

1991-92

Goal
 Defence
 Defence
 Centre
 Right Wing
 Left Wing

First Team

Ryan Aschaber, Wsr
 Rostislav Klesla, Bra
 Trevor Daley, SSM
 Derek Roy, Kit
 Jonas Andersson, NB
 Tomas Kurka, Ply

First Team

Cory Campbell, Belv
 Luke Sellars, Ott
 Jay Harrison, Bra
 Jason Spezza, Bra
 Sheldon Keefe, Bar
 Denis Shvidki, Bar

First Team

Brian Finley, Bar
 Martin Skoula, Bar
 Kevin Mitchell, Gue
 David Legwand, Ply
 Jonathan Cheechoo, Belv
 Ryan Jardine, SSM

First Team

Jake McCracken, SSM
 Nick Tseliou, Belv
 Brad Morgan, Bar
 Peter Sarno, Wsr
 Norm Milley, Sby
 Harold Druken, Det

First Team

Chris Thompson, Bar
 Richard Jackman, SSM
 Nick Boynton, Ott
 Joe Thornton, SSM
 Adam Colagiacomo, Ldn
 Alexandre Volchkov, Bar

First Team

David MacDonald, Sby
 Bryan Berard, Det
 Jeff Ware, Osh
 Richard Rochefort, Sby
 Tim Findlay, Wsr
 Daniel Cleary, Belv

First Team

David Belitski, Kit
 Ed Jovanovski, Wsr
 Corey Neilson, NB
 Lee Jinman, NB
 Vitali Yachmenev, NB
 Sean Haggerty, Det

First Team

Tyler Moss, Kgn
 Rory Fitzpatrick, Sby
 Mike Wilson, Sby
 Jeff O'Neill, Gue
 Richard Park, Belv
 Matt Johnson, Pbo

First Team

Jamie Storr, OS
 Chris Pronger, Pbo
 Brad Brown, NB
 Chris Gratton, Kgn
 Todd Harvey, Det
 Ethan Moreau, NFS

Second Team

T.J. Aceti, Osh
 Brendan Bell, Ott
 Tim Gleason, Wsr
 Stephen Weiss, Ply
 Craig Kennedy, Wsr
 Ryan Ramsay, Pbo

Second Team

Alex Auld, NB
 Kelly Paddon, Belv
 Mark Popovic, Tor
 Brad Boyes, Er
 Darryl Bootland, Tor
 Raffi Torres, Bra

Second Team

Mike Gorman, Kit
 Jon Zion, Ott
 John Erskine, Ldn
 Michael Zigomanis, Kgn
 Jeff Heerema, Sar
 Taylor Pyatt, Sby

Second Team

Curtis Cruickshank, Kgn
 Paul Mara, Sby
 Kevin Grimes, Kgn
 Justin Papineau, Belv
 Maxim Spiridonov, Ldn
 Matt Zultek, Ott

Second Team

John Hultberg, Kgn
 Brian Campbell, Ott
 Mike Lankshear, Gue
 Boyd Devereaux, Kit
 Justin Davis, Kgn
 Ryan Christie, OS

Second Team

Craig Hillier, Ott
 Chris Van Dyk, Wsr
 Kevin Bahlbruck, Pbo
 Tom Buckley, Det
 Brian Wessenberg, Gue
 Dwayne Hay, Gue

Second Team

Scott Roche, NB
 Radim Bicanek, Belv
 Shane Kenny, OS
 Jamie Langenbrunner, Pbo
 David Nemirovsky, Ott
 Scott Cherrey, NB

Second Team

Joel Gagnon, Osh
 Mike Martin, Wsr
 Mike Rusk, Gue
 Steve Sullivan, SSM
 David Ling, Kgn
 Ryan Pawluk, Kit

Second Team

Marc Lamothe, Kgn
 Jamie Allison, Wsr
 Daniel Godbout, Belv
 Trevor Gallant, Kit
 Derek Armstrong, Sby
 Barrie Moore, Sby

THE ROBERTSON CUP

The Robertson Cup is emblematic of the Ontario Hockey League's championship series. The Cup was presented by J. Ross Robertson, who was president of the Ontario Hockey Association from 1901 to 1905.

Since its inception, the Robertson Cup has been won by 29 different teams, with the Oshawa Generals leading the way with 13 championships, including seven consecutive championships between 1938 and 1944. The Toronto Marlboros have made the most final series appearances with 15.

The Robertson Cup has been won by many legendary players, coaches and general managers including Hockey Hall of Fame Members Clarence 'Hap' Day, Charlie Conacher, Joe Primeau, Turk Broda, Rudy Pilous, George Armstrong and Father David Bauer.

Current National Hockey League stars that won the Robertson Cup during their OHL careers include Corey Perry, James Neal, Max Domi, Taylor Hall and Ryan Ellis.



YEAR	CHAMPIONS-RUNNER-UP	WINNING COACH	GAMES
1934	St. Michael's College-Stratford	Dr. W. Jerry LaFlamme	2-0
1935	Kitchener-By default of Oshawa		
1936	West Toronto-Kitchener	Clarence 'Hap' Day	2-0
1937	St. Michael's College-Stratford Midgets	Dr. W. Jerry LaFlamme	3-2
1938	Oshawa-Guelph		3-0
1939	Oshawa-Native Sons	Tracy Shaw	3-0
1940	Oshawa-Toronto Marlboros	Tracy Shaw	3-2
1941	Oshawa-Toronto Marlboros	Tracy Shaw	4-3
1942	Oshawa-Guelph	Charlie Conacher	3-2
1943	Oshawa-Brantford	Charlie Conacher	4-1
1944	Oshawa-St. Michael's College	Charlie Conacher	4-1
1945	St. Michael's College-Galt	Joe Primeau	4-0
1946	St. Michael's College-Oshawa	Joe Primeau	4-2
1947	St. Michael's College-Galt	Joe Primeau	4-0
1948	Barrie-Windsor	Leighton 'Hap' Emms	4-2
1949	Barrie-Toronto Marlboros	Leighton 'Hap' Emms	4-0
1950	Guelph-Windsor	Alf Pike	4-2
1951	Barrie-Toronto Marlboros	Leighton 'Hap' Emms	4-2
1952	Guelph-St. Catharines	Alf Pike	4-1
1953	Barrie-St. Michael's College	Leighton 'Hap' Emms	5-3
1954	St. Catharines-Toronto Marlboros	Rudy Pilous	4-3
1955	Toronto Marlboros-St. Catharines	Turk Broda	4-2
1956	Toronto Marlboros-Barrie	Turk Broda	4-1
1957	Guelph-St. Catharines	Ed Bush	4-2
1958	Toronto Marlboros-Hamilton	Turk Broda	(1 tie) 4-1
1959	Peterborough Petes-St. Michael's College	Scotty Bowman	(3 ties) 3-2
1960	St. Catharines-St. Michael's College	Max Kaminsky	(1 tie) 4-1
1961	St. Michael's College-Guelph	Father David Bauer	(1 tie) 4-2
1962	Hamilton-St. Michael's College	Ed Bush	4-1
1963	Niagara Falls-Neil McNeil	Leighton 'Hap' Emms	4-2
1964	Toronto Marlboros-Montreal	Jim Gregory	(1 tie) 4-0
1965	Niagara Falls-Toronto Marlboros	Bill Long	4-1
1966	Oshawa-Kitchener	Armand "Bep" Guidolin	4-1
1967	Toronto Marlboros-Hamilton	Angus Bodnar	4-0
1968	Niagara Falls-Kitchener	Paul Emms	(1 tie) 4-3
1969	Montreal-St. Catharines	Roger Bedard	(2 ties) 4-0
1970	Montreal-Toronto Marlboros	Roger Bedard	4-2
1971	St. Catharines-Toronto Marlboros	Frank Milne	4-0
1972	Peterborough-Ottawa	Roger Neilson	(2 ties) 3-0
1973	Toronto Marlboros-Peterborough	George Armstrong	(2 ties) 3-2
1974	St. Catharines-Peterborough	Paul Emms	(1 tie) 4-0
1975	Toronto Marlboros-Hamilton	George Armstrong	4-3
1976	Hamilton-Sudbury	Bert Templeton	4-2
1977	Ottawa-London	Brian Kilrea	4-2
1978	Peterborough-Hamilton	Gary Green	4-3
1979	Peterborough-Niagara Falls	Gary Green	4-3
1980	Peterborough-Windsor	Mike Keenan	4-0
1981	Kitchener-Sault Ste. Marie	Orval Tessier	(3 ties) 3-0
1982	Kitchener-Ottawa	Joe Crozier	(1 tie) 4-0
1983	Oshawa-Sault Ste. Marie	Paul Theriault	4-0
1984	Ottawa-Kitchener	Brian Kilrea	(2 ties) 3-1
1985	Sault Ste. Marie-Peterborough	Terry Crisp	(1 tie) 4-2
1986	Guelph-Belleville	Jacques Martin	(2 ties) 3-2
1987	Oshawa-North Bay	Paul Theriault	4-3

YEAR	CHAMPIONS-RUNNER-UP	WINNING COACH	GAMES
1988	Windsor-Peterborough	Tom Webster	4-0
1989	Peterborough-Niagara Falls	Dick Todd	4-2
1990	Oshawa-Kitchener	Rick Cornacchia	4-3
1991	Sault Ste. Marie-Oshawa	Ted Nolan	4-2
1992	Sault Ste. Marie-North Bay	Ted Nolan	4-3
1993	Peterborough-Sault Ste. Marie	Dick Todd	4-1
1994	North Bay-Detroit	Bert Templeton	4-3
1995	Detroit-Guelph	Paul Maurice	4-2
1996	Peterborough-Guelph	Dave MacQueen	4-3
1997	Oshawa-Ottawa	Bill Stewart	4-2
1998	Guelph-Ottawa	George Burnett	4-1
1999	Belleville-London	Louis Crawford	4-3
2000	Barrie-Plymouth	Bill Stewart	4-3
2001	Ottawa-Plymouth	Brian Kilrea	4-2
2002	Erie-Barrie	Dave MacQueen	4-1
2003	Kitchener-Ottawa	Peter DeBoer	4-1
2004	Guelph-Mississauga	Shawn Camp	4-0
2005	London-Ottawa	Dale Hunter	4-1
2006	Peterborough-London	Dick Todd	4-0
2007	Plymouth-Sudbury	Michael Vellucci	4-2
2008	Kitchener-Belleville	Peter DeBoer	4-3
2009	Windsor-Brampton	Bob Boughner	4-1
2010	Windsor-Barrie	Bob Boughner	4-0
2011	Owen Sound-Mississauga	Mark Reeds	4-3
2012	London-Niagara	Mark Hunter	4-1
2013	London-Barrie	Dale Hunter	4-3
2014	Guelph-North Bay	Scott Walker	4-1
2015	Oshawa-Erie	D.J. Smith	4-1
2016	London-Niagara	Dale Hunter	4-0
2017	Erie-Mississauga	Kris Knoblauch	4-1
2018	Hamilton-Sault Ste. Marie	John Gruden	4-2

OHL CHAMPIONSHIP ROSTERS

2018 - HAMILTON BULLDOGS

Will Bitten, Owen Burnell, Nicholas Caamano, MacKenzie Entwistle, Kaden Fulcher, Ben Garagan, Benjamin Gleason, Jack Hanley, Zachary Jackson, Arthur Kalyiev, Justin Lemcke, Nicolas Mattinen, Ryan Moore, Jake Murray, Isaac Nurse, Brandon Saigeon, Riley Stillman, Matthew Strome, Marian Studenic, Robert Thomas, Liam Van Loon, Connor Walters, John Gruden (coach), Steve Staios (GM)

2017 - ERIE OTTERS

Mitchell Byrne, Erik Cernak, Anthony Cirelli, Alex DeBrincat, Patrick Fellows, TJ Fergus, Warren Foegele, Christian Girhiny, Owen Headrick, Haydn Hopkins, Cameron Lizoite, Ivan Lodnia, Kyle Maksimovich, Joseph Murdaca, Kyle Pettit, Gera Poddubnyi, Darren Raddys, Taylor Raddys, Cade Robinson, Jordan Sambrook, Dylan Strome, Troy Timpano, Josh Wainman, Kris Knoblauch (coach), Dave Brown (GM)

2016 - LONDON KNIGHTS

Aaron Berisha, Daniel Bernhardt, Evan Bouchard, Brendan Burke, Brandon Crowley, Christian Dvorak, Jacob Graves, Chad Heffernan, Aiden Jamieson, Max Jones, Olli Juolevi, Owen MacDonald, Mitch Marner, Chris Martenet, Nicolas Mattinen, Victor Mete, Tyler Parsons, JJ Piccinich, Cliff Pu, Kole Sherwood, Robert Thomas, Matthew Tkachuk, Chandler Yakimowicz, Dale Hunter (coach), Basil McKee (GM)

2015 - OSHAWA GENERALS

Ken Appleby, Jeremy Brodeur, Josh Brown, Chris Carlisle, Cole Cassels, Anthony Cirelli, Michael Dal Colle, Stephen Desrocher, Sam Harding, Sonny Hertzberg, Kenny Huether, Bradley Latour, Tobias Lindberg, Joe Manchurek, Michael McCarron, Dakota Mermis, Matt Mistele, Brent Pedersen, Will Petschenig, Hunter Smith, Stephen Templeton, Michael Turner, Mitchell Vande Sompel, Aidan Wallace, Roger Hunt (GM), D.J. Smith (Coach)

2014 - GUELPH STORM

Justin Auger, Phil Baltisberger, Chadd Bauman, Tyler Bertuzzi, Adam Craievich, Jason Dickinson, Nick Ebert, Robby Fabbri, Matt Finn, Ben Harpur, Ryan Horvat, Scott Kosmachuk, Zac Leslie, Matthew Mancina, Brock McGinn, Zack Mitchell, Justin Nichols, Stephen Pierog, Kerby Rychel, Marc Stevens, Pius Suter, Steven Trojanovic, Mike Kelly (GM), Scott Walker (Coach)

2013 - LONDON KNIGHTS

Josh Anderson, Alex Broadhurst, Max Domi, Remi Elie, Tyler Ferry, Seth Griffith, Scott Harrington, Bo Horvat, Tommy Hughes, Paxton Leroux, Miles Liberati, Olli Maatta, Dakota Mermis, Jake Patterson, Kyle Platzer, Matt Rupert, Ryan Rupert, Justin Sefton, Anthony Stolarz, Chris Tierney, Brett Welychka, Nikita Zadorov, Mark Hunter (GM), Dale Hunter (Coach)

2012 - LONDON KNIGHTS

Josh Anderson, Andreas Athanasiou, Brett Cook, Max Domi, Tyler Ferry, Seth Griffith, Scott Harrington, Bo Horvat, Michael Houser, Tommy Hughes, Jared Knight, Olli Maatta, Greg McKeeg, Vladislav Namestnikov, Kevin Raine, Matt Rupert, Ryan Rupert, Tyson Teichmann, Chris Tierney, Jarred Tinardi, Austin Watson, Brett Welychka, Mark Hunter (GM/Coach)

2011 - OWEN SOUND ATTACK

Roman Berdnikov, Jordan Binnington, Jesse Blacker, Cameron Brace, Brendan Childerley, Keevin Cutting, Andrew Fritsch, Jay Gilbert, Mike Halmo, Liam Heelis, Joey Hishon, Jarrod Maidens, Robby Mignardi, Matt Petgrave, Brayden Rose, Geoffrey Schemitsch, Andrew Shaw, Gemel Smith, Scott Stajcer, Matt Stanisz, Garrett Wilson, Michael Zador, Daniel Zweep, Dale DeGray (GM), Mark Reeds (Coach)

2010 - WINDSOR SPITFIRES

Marc Cantin, Mark Cundari, Craig Duininc, Ryan Ellis, Cam Fowler, Philipp Grubauer, Taylor Hall, Adam Henrique, Stephen Johnston, Zack Kassian, Derek Lanoue, Dale Mitchell, Greg Nemisz, Troy Passingham, Saverio Posa, Kenny Ryan, Justin Shugg, Scott Timmins, Adam Wallace, Eric Wellwood, James Woodcroft, Harry Young, Warren Rychel (GM), Bob Boughner (Coach)

2009 - WINDSOR SPITFIRES

Jesse Blacker, Mark Cundari, Ryan Ellis, Andrew Engelage, Richard Greenop, Taylor Hall, Adam Henrique, Rob Kwiet, Andrei Loktionov, Lane MacDermid, Dale Mitchell, Greg Nemisz, Conor O'Donnell, Justin Shugg, Ben Shotton, Scott Timmins, Josh Unice, Adam Wallace, Austin Watson, Eric Wellwood, Harry Young, Warren Rychel (GM), Bob Boughner (Coach)

2008 - KITCHENER RANGERS

Jason Akeson, Justin Azevedo, Myles Barbieri, T.J. Battani, Mikkel Boedker, Robert Bortuzzo, Mike Duco, Alex Dzielski, Matt Halischuk, Nazem Kadri, Dan Kelly, Mike Mascioli, Brandon Mashinter, Steve Mason, Matt Pepe, Frank Perna, Ben Shrutron, Matt Smith, Nick Spaling, Scott Timmins, Scott Tregunna, Josh Unice, Yannick Weber, Peter DeBoer (GM/Coach)

2007 - PLYMOUTH WHALERS

Brett Bellemore, Jared Boll, Evan Brophy, Dan Collins, Vern Cooper, Wes Cunningham, Andrew Fournier, Kraine Geldart, AJ Jenks, Joe McCann, Ryan McGinnis, James Neal, Michal Neuvirth, Sean O'Connor, Daniel Ryder, Tom Scstito, Jeremy Smith, Zack Shepley, Chris Terry, Steve Ward, Steve Whitely, Michael Vellucci (GM/Coach)

2006 - PETERBOROUGH PETES

Trevor Cann, Justin Caruana, Craig Cescon, Scott Cowie, Aaron Dawson, Steve Downie, Zach Harnden, Trevor Hendrix, Patrick Kaleta, Jordan Morrison, Fredrik Naslund, Mark Pawlowski, Kyle Raffis, Liam Reddox, Daniel Ryder, David Shantz, Justin Soryal, Jordan Staal, Lubomir Stach, Greg Stewart, Jamie Tardif, Bryan Young, Jeff Twohey (GM), Dick Todd (Coach)

2005 - LONDON KNIGHTS

Josh Beaulieu, David Bolland, Gerald Coleman, Adam Dennis, Robbie Drummond, Steve Ferry, Jordan Foreman, Danny Fritsche, Daniel Girardi, Dylan Hunter, Trevor Kell, Drew Larman, Ryan Martinelli, Matt McCready, Marc Methot, Adam Perry, Corey Perry, Brandon Prust, Frank Rediker, Harrison Reed, Bryan Rodney, Robbie Schremp, Danny Syvret, Kelly Thomson, Jeff Whitfield, Mark Hunter (GM), Dale Hunter (Coach)

2004 - GUELPH STORM

George Bradley, Ryan Callahan, Ryan Card, Todd Cooper, Adam Dennis, Daniel Girardi, Shane Hart, Cam Janssen, Ryan Kitchen, Kevin Klein, Jakub Koreis, Mike McLean, Mick Okreszik, Daniel Paille, Ryan Parent, Matt Ryan, Kyle Spurr, Martin St.Pierre, Danny Taylor, Brett Trudell, Niko Tuomi, Mark Versteeg-Lytwyn, Steve Zmudzynski, Dave Barr (GM), Shawn Camp (Coach)

2003 - KITCHENER RANGERS

Andre Benoit, Jesse Boucher, Gregory Campbell, David Clarkson, Scott Dickie, Carlo DiRienzo, Dick Duff, T.J. Eason, Steve Eminger, Matt Grennier, George Halkidis, Thomas Harrison, Petr Kanko, Adam Keefe, Matt Manias, Rafal Marzynowski, Chad McCaffrey, Paul McFarland, Evan McGrath, Nathan O'Nabigon, Mike Richards, Derek Roy, Marcus Smith, Peter DeBoer (coach/GM)

2002 - ERIE OTTERS

T.J. Aebi, Chris Berti, Brad Bonello, Brad Boyes, Chris Campoli, Carlo Colaiacovo, Noel Coulitce, Sean Courtney, Brandon Cullen, Scott Dobben, Jeff Doyle, Chris Eade, David Herring, Alex Karaulchuk, Mikal Kovacec, Brian Lee, Thomas Lee, Chris Martin, Mike McKeown, Adam Munro, Cory Pecker, Mike Rice, Dave MacQueen (coach), Sherwood Bassin (GM)

2001 - OTTAWA 67'S

Matthew Albani, Brendan Bell, Rodney Bauman, John Ceci, Adam Chapman, Miguel Delisle, Lance Galbraith, Zenon Konopka, Seamus Katyk, Brett McGrath, Pierre Mitsou, Russ Moyer, Bryan Rodney, Sebastien Savage, Sean Scully, Luke Sellars, Vadim Sotzinov, Joe Talbot, Carter Trevisani, Jeremy Van Hoof, Jonathan Zion, Brian Kilrea (GM/coach)

2000 - BARRIE COLTS

Ryan Barnes, Tim Branham, Jordan Brenner, Shawn Cation, Michael Christian, Mike D'Alessandro, Blaine Down, Matt Dzieduszycki, Brian Finley, Mike Henderson, Michael Henrich, Ed Hill, Rick Hwodecky, Mike Jefferson, Sheldon Keefe, Ryan O'Keefe, Matt Passfield, Aaron Power, Eric Reitz, Nick Robinson, Denis Shvidki, Tim Verbeek, Kyle Wailes, Bill Stewart (coach)

1999 - BELLEVILLE BULLS

Kevin Baker, Rick Bertran, Cory Campbell, Derek Campbell, Mark Chaplin, Jonathan Cheechoo, Adam Collins, Glenn Crawford, Michael Jacobsen, Jason Lawmaster, Tyler Lango, Branislav Mezei, Kris Newbury, Kelly Paddon, Justin Papineau, Nick Policelli, Branko Radivojevic, Ryan Ready, Mike Renzi, Nathan Robinson, Randy Rowe, Chris Stanley, Louis Crawford (coach), Dr. R.L. Vaughan (GM)

1998 - GUELPH STORM

Joey Bartley, Eric Beaudoin, Nick Boatland, Bob Crummer, Ryan Davis, Ian Forbes, Joe Gerbe, Chris Haji, Jason Jackman, Dusty Jamieson, Matt Lahey, Andrew Long, Chris Madden, Manny Malhotra, Darryl McArthur, Kent McDonell, Brian McGrattan, Kevin Mitchell, Lindsay Plunkett, Bohuslav Subr, Chris Thompson, Mike Vellinga, Brian Willisie, John Zubczyk, George Burnett (coach), Alan Millar (GM)

1997 - OSHAWA GENERALS

Bryan Allen, David Arsenault, Jim Baxter, Marc Cairns, Brandon Coalter, Adam Colagiacomo, Kevin Colley, Tyrone Garner, Brent Gauthier, Dan Hinote, Peter Hogan, Warren Holmes, Ryan Lindsay, Jeff MacMillan, Ian MacNeil, Steve Manley, Andrew Plumley, Marc Savard, Jan Snopce, Jan Sweitzer, John Tripp, Jeff Ware, Marty Wilford, Mike Zanutto, Bill Stewart (coach), Wayne Daniels (Dir. of Hockey Op.)

1996 - PETERBOROUGH PETES

Scott Barney, Zac Bierk, Kevin Bolibruck, Corey Crocker, Wade Dawe, Dave Erdren, Rob Giffin, Allan Hitchen, Steve Hogg, Andy Johnson, Evgeny Korolev, Matt Lahey, Eric Landry, Jason MacMillan, Cameron Mann, Mike Martone, Jonathan Murphy, Adrian Murray, Jared Nixon, Ryan Pawluk, Ryan Schmidt, Shawn Thornton, Mike Williams, Dave MacQueen (coach), Jeff Twohey (GM)

1995 - DETROIT JR. RED WINGS

Jamie Alison, Matt Ball, Nic Beaudoin, Bryan Berard, Scott Blair, Tom Buckley, Darryl Foster, Gerry Lanigan, Sean Haggerty, Duane Harmer, Milan Kostolny, Quade Lightbody, Ryan MacDonald, Eric Manlow, Mike Morrone, Bill McCauley, Shayne McCosh, Jeff Mitchell, Dan Pawlaczky, Mike Rucinski, Jason Saal, Murray Sheehan, Andrew Taylor, Paul Maurice (coach/GM)

1994 - NORTH BAY CENTENNIALS

Sandy Allan, Damien Bloye, Brad Brown, Michael Burman, Jason Campeau, Scott Cherrey, Andy Delmore, Jim Ensom, Denis Gaudet, Ryan Gillis, Lee Jinman, Bill Lang, Rob Love, B.J. MacPherson, Steve McLaren, Corey Neilson, Stefan Rivard, Scott Roche, Jeff Shevalier, Brian Stagg, Bob Thornton, Vitali Yachmenev, Bert Templeton (coach/GM)

1993 - PETERBOROUGH PETES

Ryan Black, Jason Dawe, Brady Dillabough, Ryan Douglas, Rick Emmett, Chad Grills, Mike Harding, Steve Hogg, Matt Johnson, Jamie Josefik, Gordie Kinnear, Chad Lang, Quade Lightbody, Craig McGillivray, Dale McTavish, Darryl Moxam, Ryan Nauss, Chris Pronger, Dave Roche, Matt St. Germain, Doug Searle, Kelvin Solari, Cory Stillman, Brent Tully, Jeff Walker, Bill Weir, Dick Todd (coach/GM)

1992 - SAULT STE. MARIE GREYHOUNDS

Brad Baber, Tim Bacik, Drew Bannister, Jason Denomme, Aaron Gavey, Todd Gleason, Brian Goudie, Chris Grenville, Kiley Hill, Kevin Hodson, Tony Job, Shaun Imber, Ralph Intranuovo, Jason Julian, Rick Kowalsky, Mark Matier, David Matsos, Tom McDonald, Colin Miller, Perry Pappas, Jarret Reid, Gary Roach, Chris Simon, Briane Thompson, Jeff Toms, Ted Nolan (coach), Sherwood Bassin (Dir. of Ops.)

1991 - SAULT STE. MARIE GREYHOUNDS

Drew Bannister, Bob Boughner, Joe Busillo, Mike DeCoff, Jason Denomme, Adam Foote, Brian Goudie, Kevin Hodson, Shaun Imber, Ralph Intranuovo, Tony Job, Rick Kowalsky, Denny Lambert, Mike Lenarduzzi, Mark Matier, David Matsos, Tom MacDonald, Colin Miller, Perry Pappas, Jarret Reid, Kevin Reid, Jim Ritchie, Brad Tiley, Wade Whitten, Ted Nolan (coach), Sherwood Bassin (GM)

OHL CHAMPIONSHIP ROSTERS

1990 - OSHAWA GENERALS

Bill Armstrong, Cory Banika, Fred Brathwaite, Joe Busillo, Kevin Butt, Clair Cornish, Dave Craievich, Mike Craig, Dale Craigwell, Jean-Paul Davis, Mark Deazeley, Craig Donaldson, Iain Fraser, Brent Grieve, Brian Grieve, Matt Hoffman, Scott Hollis, Eric Lindros, Scott Luik, Trevor McIvor, Paul O'Hagan, Wade Simpson, Jarrod Skalde, Rick Cornacchia (coach), Frank Jay (Dir. of Operations)

1989 - PETERBOROUGH PETES

Todd Bojcan, Dan Brown, Scott Campbell, Jassen Cullimore, Mike Dagenais, Steve DeGurse, Tie Dami, Corey Foster, Joe Hawley, Brian Hayton, Jamey Hicks, Tom Hopkins, Geoff Ingram, Dan Jensen, Dave Lorentz, Andy MacVicar, Paul Milton, Mark Myles, Jamie Pegg, Mike Ricci, Troy Stephens, John Tanner, Mike Tamlinson, Rob Wilson, Ross Wilson, Dick Todd (coach/manager)

1988 - WINDSOR SPITFIRES

John Allan, Geoff Benic, Kelly Cain, Peter DeBoer, Glen Featherstone, Rob Flynn, J.P. Gortley, David Goverde, Adam Graves, David Haas, Paul Hampton, Brad Hyatt, Peter Ing, Pat Jablonski, Ron Jones, Mark Kurzawski, Jeff Mascarin, Tom Purcell, Jim Revenberg, Darrin Shannon, Darryl Shannon, K.J. White, Paul Wilkinson, Mike Wolak, Tom Webster (coach), Jim Rutherford (GM)

1987 - OSHAWA GENERALS

John Andersen, Barry Burkholder, Jeff Daniels, Shane Doyle, Sean Evoy, Iain Fraser, Lee Giffin, Brent Grieve, Jeff Hackett, Dave Humphreys, Brian Hunt, Tony Joseph, Derek King, Marc Laniel, Scott Mahoney, Petri Matikainen, Scott McCrory, Kevin Miehm, Dean Morton, Gordon Murphy, Jim Paek, Greg Polak, Mike Short, Greg Watson, Sean Williams, Paul Theriault (coach), Sherwood Bassin (GM)

1986 - GUELPH PLATERS

Rob Arabski, Paul Brydges, Steve Chiasson, Luciano Fagioli, Rob Graham, Steve Guenetie, Brian Hayton, Andy Helmuth, Kerry Huffman, Paul Kelly, Denis Laroque, Lonnie Loach, Bill Loshaw, Allan MacIsaac, Jamie McKinley, John McIntyre, Keith Miller, Mike Murray, Tom Nickolau, Gary Roberts, Luc Sabourin, Marc Tournier, Jacques Martin (coach), Robert Holody (GM)

1985 - SAULT STE. MARIE GREYHOUNDS

Marty Abrams, Jeff Beukeboom, Graeme Bonar, Chris Brant, Chris Felix, Scott Green, Wayne Groulx, Steve Hallett, Tim Hoover, Gerry Iuliano, Derek King, Tyler Larter, Jean-Marc MacKenzie, Scott Mosey, Mike Oliverio, Brit Peer, Wayne Presley, Bob Probert, Brian Rome, Ken Sabourin, Marc Tournier, Shawn Tyers, Rob Vecchia, Rob Zettler, Terry Crisp (coach), Sam McMaster (GM)

1984 - OTTAWA 67'S

Richard Adolff, Bill Bennett, Bruce Cassidy, Todd Clarke, Greg Coram, Adam Creighton, Bob Giffin, Scott Hammond, John Hanna, Tim Helmer, Mike James, Steve Hryniewicz, Don McLaren, Roy Myllari, Darren Pang, Mark Paterson, Phil Patterson, Gary Roberts, Darcy Roy, Brad Shaw, Steve Simoni, Brian Kilrea (coach/GM)

1983 - OSHAWA GENERALS

Don Biggs, Scott Brydges, Tim Burgess, Todd Charlesworth, Joe Cirella, Dean DeFazio, Dale DeGray, David Gans, Danny Gratton, Jeff Hogg, Todd Hoey, John Hutchings, John MacLean, Dan Nicholson, Steve King, Norm Schmidt, Peter Sidorkiewicz, Todd Smith, Jeff Steffen, Mike Stern, Tony Tanti, Paul Theriault (coach), Sherwood Bassin (manager)

1982 - KITCHENER RANGERS

Brian Bellows, Darryl Boudreau, Kevin Casey, Scott Clements, Louis Crawford, Mike Eagles, Mike Hough, Jeff Larmer, James Locke, Joel Levesque, Allan MacInnis, Grant Martin, Mario Michieli, Mike Moher, Dave Nicholls, Jim Quinn, Jim Ralph, Robert Savard, Brad Schnurr, Dave Shaw, Scott Stevens, John Tucker, Wendell Young, Joe Crozier (coach/GM)

1981 - KITCHENER RANGERS

Russ Adam, Brian Bellows, Steve Bienkowski, Kevin Casey, Mike Clayton, Scott Clements, Louis Crawford, Mike Eagles, Drew Gareau, Bob Hicks, Pat O'Kane, Jeff Larmer, Joel Levesque, Allan MacInnis, Lee MacKenzie, Grant Martin, Joe McDonnell, Mario Michieli, Mike Moher, Brad Schnurr, Kerry Williston, Wendell Young, Orval Tessier (coach/manager)

1980 - PETERBOROUGH PETES

Dave Beckon, John Beukeboom, Terry Bovair, Carmen Cirella, Dave Fenyves, Tom Fergus, Larry Floyd, Wayne Fortune, Bill Gardner, Andre Hidi, Rick Laferriere, Dave Morrison, Larry Murphy, Mark Reeds, Brad Ryder, Andy Schliebener, Steve Smith, Stuart Smith, Jeff Walters, Jim Wiemer, Terry Wright, Mike Keenan (coach/GM)

1979 - PETERBOROUGH PETES

Bob Attwell, Dave Beckon, John Beukeboom, Terry Bovair, Carmine Cirella, Keith Crowder, Ken Ellacott, Dave Fenyves, Larry Floyd, Bill Gardner, Chris Halyk, Veli Kinnunen, Rick Laferriere, Anssi Melametsa, Larry Murphy, Jim Pavese, Mark Reeds, Brad Ryder, Stuart Smith, Greg Theberge, Tim Trimmer, Jim Wiemer, Gary Green (coach/GM)

1978 - PETERBOROUGH PETES

Keith Acton, Bob Attwell, Terry Bovair, Jeff Brubaker, Keith Crowder, Brian Drumm, Ken Ellacott, Dave Fenyves, Bill Gardner, Chris Halyk, Randy Johnston, Mark Kirton, Steve Larmer, Paul MacKinnon, Mike Meeker, John Pagetto, Mark Reeds, Stuart Smith, Greg Theberge, Tim Trimmer, Gary Green (coach/GM)

1977 - OTTAWA 67'S

Peter Cain, Buddy Clouthier, Bob Daly, Ron Davidson, Larry Elson, Stuart Gavin, Jeff Geiger, Tim Higgins, Mike Hodgings, Warren Holmes, Ed Hospodar, Peter Hunter, Yvan Joly, Jim Kirkpatrick, Dave MacQueen, Steve Marengere, Tom McDonell, Jay O'Connor, Steve Payne, Shane Pearsall, Laurie Quinn, Bob Smith, Doug Wilson, Brian Kilrea (coach/GM)

1976 - HAMILTON FINCUPS

Joe Contini, Mike Fedorko, Steve Hazlett, Cal Herd, Denis Houle, Willie Huber, Al Jensen, Mike Keating, Archie King, Joe Kowal, Mark Locken, Ted Long, Dale McCourt, Bob Mierkalns, Mark Perras, Bill Reilly, Ron Roscoe, Alan Secord, Ric Seiling, Danny Shearer, Ed Smith, Rob Street, Sean Sullivan, Bert Templeton (coach), Dave Draper (general manager)

1975 - TORONTO MARLBOROS

John Anderson, Steve Bosco, Bruce Boudreau, Al Cameron, Gary Carr, Craig Crawford, Brian Crichton, Steve Harrison, Trevor Johansen, Bernie Johnston, Lynn Jorgenson, Mike Kaszycki, Jim Kirkpatrick, Mike Kitchen, Mike McEwen, Mark Murphy, Mark Napier, Ed Saffrey, John Smrke, Bill Wells, Ron Wilson, George Armstrong (coach), Frank Bonello (general manager)

OHL PLAYOFF RECORDS

TEAM

Most OHL Championships

- 13 Oshawa (1938, 39, 40, 41, 42, 43, 44, 66, 83, 87, 90, 97, 15)
- 9 Peterborough (1959, 72, 78, 79, 80, 89, 93, 96, 06)

Most Consecutive OHL Championships

- 7 Oshawa (1938, 39, 40, 41, 42, 43, 44)
- 3 Peterborough (1978, 79, 80)

Most Final Series Appearances

- 15 Toronto Marlboros
- 14 Oshawa
- 13 Peterborough

Most Consecutive Final Series Appearances

- 7 Oshawa (1938, 39, 40, 41, 42, 43, 44)
- 4 St. Michael's Majors (1944, 45, 46, 47 and 1959, 60, 61, 62)
- 3 Peterborough (1972, 73, 74 and 1978, 79, 80); Toronto Marlboros (1954, 55, 56); Sault Ste. Marie Greyhounds (1991, 92, 93)

Most Consecutive Playoff Appearances

- 27 Peterborough Petes (1977 to 2003)
- 23 Plymouth Whalers (1992-2014), Oshawa Generals (1978 to 2000), Guelph Storm (1993-2015)

Longest Winning Streak (Games)

- 13 London Knights (2015-16)
- 12 Windsor Spitfires (1987-88)

INDIVIDUAL

Most Goals, One Year

- 27 Cameron Mann, Pbo, 1997 (24 games)
- 25 Cory Pecker, Er, 2002 (21 games)
- 23 Mark Lawrence, NB, 1992 (21 games)
- 22 Rick Tocchet, SSM, 1984 (16 games); Brad Boyes, Er, 2002 (21 games)

Most Assists, One Year

- 37 Robbie Schremp, Ldn, 2006 (19 games)
- 33 Jason Dawe, Pbo, 1993 (21 games)
- 30 Justin Papineau, Belv, 1999 (21 games), Ryan Ellis, Wsr, 2010 (19 games)
- 29 Mike Williams, Pbo, 1996 (24 games)

Most Points, One Year

- 51 Justin Papineau, Belv, 1999 (21GP, 21G, 30A); Jason Dawe, Pbo, 1993 (21GP, 18G, 33A)
- 49 Connor McDavid, Erie, 2015 (20GP, 21G, 28A)
- 47 Robbie Schremp, Ldn, 2006 (19GP, 10G, 37A)
- 46 Tim Taylor, Ldn, 1989 (21GP, 21G, 25A)
- 44 Mitch Marner, Ldn, 2016 (18GP, 16G, 28A)
- 43 Cameron Mann, Pbo, 1997 (24 GP, 27G, 16A)

GAME

Longest Overtime Game

- 123:51 Mar. 20, 1990 - Kingston 3 at Belleville 4 (fourth OT) Ken Rowbotham scored
- 118:05 March 28, 2009 - Mississauga 4 at Barrie 3 (third OT) Devante Smith-Pelly scored
- 114:05 March 31, 2018 - North Bay 5 at Kingston 6 (third OT) Gabriel Vilardi scored
- 111:30 April 5, 2008 - Kitchener 3, at Sarnia 2 (third OT) Mike Duco scored
- 108:51 Mar. 22, 1990 - Ottawa 2 at Peterborough 3 (third OT) Mike Tomlinson scored

2018 OHL PLAYOFFS

CONFERENCE QUARTER FINALS EASTERN CONFERENCE

Hamilton vs. Ottawa

(Hamilton wins series 4-1)

1. Thu Mar 22 | OTT (3) @ HAM (6)
2. Sun Mar 25 | OTT (5) @ HAM (4)
3. Tue Mar 27 | HAM (8) @ OTT (1)
4. Wed Mar 28 | HAM (5) @ OTT (2)
5. Fri Mar 30 | OTT (1) @ HAM (4)

Barrie vs Mississauga

(Barrie wins series 4-2)

1. Thu Mar 22 | MISS (6) @ BAR (2)
2. Mon Mar 26 | MISS (3) @ BAR (5)
3. Tue Mar 27 | BAR (1) @ MISS (2)
4. Thu Mar 29 | BAR (5) @ MISS (4) OT
5. Sat Mar 31 | MISS (2) @ BAR (5)
6. Sun Apr 01 | BAR (8) @ MISS (2)

Kingston vs. North Bay

(Kingston wins series 4-1)

1. Fri Mar 23 | NB (5) @ KGN (2)
2. Sun Mar 25 | NB (3) @ KGN (4)
3. Tue Mar 27 | KGN (4) @ NB (1)
4. Thu Mar 29 | KGN (6) @ NB (3)
5. Sat Mar 31 | NB (5) @ KGN (6) OT3

Niagara vs. Oshawa

(Niagara wins series 4-1)

1. Fri Mar 23 | OSH (2) @ NIAG (4)
2. Sun Mar 25 | OSH (1) @ NIAG (6)
3. Tue Mar 27 | NIAG (2) @ OSH (6)
4. Thu Mar 29 | NIAG (5) @ OSH (2)
5. Sat Mar 31 | OSH (2) @ NIAG (5)

WESTERN CONFERENCE

Sault Ste. Marie vs. Saginaw

(Sault Ste. Marie wins series 4-0)

1. Fri Mar 23 | SAG (2) @ SSM (5)
2. Sun Mar 25 | SAG (0) @ SSM (8)
3. Mon Mar 26 | SSM (7) @ SAG (3)
4. Wed Mar 28 | SSM (5) @ SAG (3)

Kitchener vs. Guelph

(Kitchener wins series 4-2)

1. Fri Mar 23 | GUE (2) @ KIT (7)
2. Sun Mar 25 | GUE (1) @ KIT (2)
3. Tue Mar 27 | KIT (5) @ GUE (7)
4. Wed Mar 28 | KIT (4) @ GUE (6)
5. Fri Mar 30 | GUE (2) @ KIT (10)
6. Sun Apr 01 | KIT (5) @ GUE (2)

Sarnia vs. Windsor

(Sarnia wins series 4-2)

1. Fri Mar 23 | WSR (6) @ SAR (2)
2. Sat Mar 24 | WSR (1) @ SAR (4)
3. Tue Mar 27 | SAR (5) @ WSR (3)
4. Thu Mar 29 | SAR (1) @ WSR (3)
5. Fri Mar 30 | WSR (2) @ SAR (4)
6. Sun Apr 01 | SAR (5) @ WSR (2)

Owen Sound vs. London

(Owen Sound wins series 4-0)

1. Thu Mar 22 | LDN (4) @ OS (5)
2. Sat Mar 24 | LDN (3) @ OS (4) OT
3. Mon Mar 26 | OS (4) @ LDN (3) OT
4. Thu Mar 29 | OS (2) @ LDN (1)

CONFERENCE SEMI-FINALS

Hamilton vs. Niagara

(Hamilton wins series 4-1)

1. Thu Apr 05 | NIAG (4) @ HAM (5) OT
2. Sat Apr 07 | NIAG (2) @ HAM (3) OT
3. Mon Apr 09 | HAM (3) @ NIAG (4) OT
4. Wed Apr 11 | HAM (4) @ NIAG (2)
5. Thu Apr 12 | NIAG (2) @ HAM (4)

Kingston vs. Barrie

(Kingston wins series 4-2)

1. Wed Apr 04 | KGN (5) @ BAR (6) OT
2. Fri Apr 06 | KGN (1) @ BAR (4)
3. Sun Apr 08 | BAR (2) @ KGN (4)
4. Tue Apr 10 | BAR (2) @ KGN (4)
5. Thu Apr 12 | KGN (7) @ BAR (1)
6. Fri Apr 13 | BAR (1) @ KGN (2)

Sault Ste. Marie vs. Owen Sound

(Sault Ste. Marie wins series 4-3)

1. Thu Apr 05 | OS (4) @ SSM (1)
2. Fri Apr 06 | OS (4) @ SSM (5) OT
3. Mon Apr 09 | SSM (2) @ OS (6)
4. Wed Apr 11 | SSM (5) @ OS (2)
5. Fri Apr 13 | OS (1) @ SSM (4)
6. Sun Apr 15 | SSM (1) @ OS (7)
7. Tue Apr 17 | OS (7) @ SSM (9)

Kitchener vs. Sarnia

(Kitchener wins series 4-2)

1. Fri Apr 06 | SAR (2) @ KIT (4)
2. Sun Apr 08 | SAR (3) @ KIT (2) OT
3. Tue Apr 10 | KIT (1) @ SAR (4)
4. Thu Apr 12 | KIT (5) @ SAR (3)
5. Fri Apr 13 | SAR (2) @ KIT (3) OT
6. Sun Apr 15 | KIT (6) @ SAR (2)

2018 OHL PLAYOFFS

OHL CONFERENCE FINALS

Hamilton vs. Kingston

(Hamilton wins series 4-1)

1. Wed Apr 18 | KGN (2) @ HAM (6)
2. Fri Apr 20 | KGN (1) @ HAM (7)
3. Sun Apr 22 | HAM (3) @ KGN (1)
4. Tue Apr 24 | HAM (2) @ KGN (5)
5. Thu Apr 26 | KGN (1) @ HAM (2)

ROGERS OHL CHAMPIONSHIP SERIES

Hamilton vs. Sault Ste. Marie

(Hamilton wins series 4-2)

1. Thu May 03 | HAM (4) @ SSM (3) OT
2. Sat May 05 | HAM (2) @ SSM (4)
3. Mon May 07 | SSM (5) @ HAM (6)
4. Wed May 09 | SSM (3) @ HAM (2) OT
5. Fri May 11 | HAM (6) @ SSM (4)
6. Sun May 13 | SSM (4) @ HAM (5)

Sault Ste. Marie vs. Kitchener

(Sault Ste. Marie wins series 4-3)

1. Fri Apr 20 | KIT (2) @ SSM (3)
2. Sat Apr 21 | KIT (2) @ SSM (4)
3. Mon Apr 23 | SSM (0) @ KIT (3)
4. Wed Apr 25 | SSM (4) @ KIT (7)
5. Fri Apr 27 | KIT (3) @ SSM (7)
6. Sun Apr 29 | SSM (3) @ KIT (4) OT
7. Mon Apr 30 | KIT (3) @ SSM (4) OT

OFFICIATING TEAM - ROGERS OHL FINALS

Referees

Darcy Burchell, Michael Cairns, Quincy Evans,
Jason Faist, Scott Ferguson

Linesmen

Ryan Card, Mike Harrington, Adam Harris,
Drew Jackson, Jean-Francois Menard

LEADING SCORERS

PLAYER, TEAM	GP	G	A	PTS	+/-	PIM	PPG	SHG
Katchouk, Boris, SSM	24	19	18	37	7	8	5	2
Raddysh, Taylor, SSM	24	13	21	34	-6	14	5	0
Thomas, Robert, HAM	21	12	20	32	12	14	1	1
Frost, Morgan, SSM	24	10	19	29	-4	26	5	1
Brown, Logan, KIT	19	5	22	27	12	6	1	0
Sherwood, Kole, KIT	19	14	12	26	5	30	3	0
Moore, Ryan, HAM	21	8	18	26	12	30	1	0
Saigeon, Brandon, HAM	21	18	7	25	10	10	8	0
Mascherin, Adam, KIT	19	9	15	24	7	16	2	0
Vilardi, Gabriel, KGN	16	11	11	22	4	14	3	0
Caamano, Nicholas, HAM	21	10	12	22	12	22	2	1
Gettinger, Tim, SSM	24	7	15	22	10	4	2	0

DEPARTMENTAL LEADERS

GOALS

PLAYER, TEAM

PLAYER, TEAM	GP	G
Katchouk, Boris, SSM	24	19
Saigeon, Brandon, HAM	21	18
Sherwood, Kole, KIT	19	14
Raddysh, Taylor, SSM	24	13
Kopacka, Jack, SSM	24	13

ASSISTS

PLAYER, TEAM

PLAYER, TEAM	GP	A
Brown, Logan, KIT	19	22
Raddysh, Taylor, SSM	24	21
Thomas, Robert, HAM	21	20
Frost, Morgan, SSM	24	19
Moore, Ryan, HAM	21	18
Katchouk, Boris, SSM	24	18

POWERPLAY GOALS

PLAYER, TEAM

PLAYER, TEAM	GP	PP
Saigeon, Brandon, HAM	21	8
Hancock, Kevin, OS	11	6
Sokolov, Dmitry, BAR	12	5
Robertson, Jason, KGN	16	5
Frost, Morgan, SSM	24	5
Katchouk, Boris, SSM	24	5
Raddysh, Taylor, SSM	24	5

SHORT-HANDED GOALS

PLAYER, TEAM

PLAYER, TEAM	GP	SH
Katchouk, Boris, SSM	24	2

GAME WINNING GOALS

PLAYER, TEAM

PLAYER, TEAM	GP	GW
Vilardi, Gabriel, KGN	16	4
Caamano, Nicholas, HAM	21	4
Saigeon, Brandon, HAM	21	4
Sherwood, Kole, KIT	19	3

PLUS-MINUS

PLAYER, TEAM

PLAYER, TEAM	GP	+/-
Stillman, Riley, HAM	21	19
Studenic, Marian, HAM	21	19
Lemcke, Justin, HAM	21	18
Brown, Logan, KIT	19	12
Caamano, Nicholas, HAM	21	12
Moore, Ryan, HAM	21	12
Nurse, Isaac, HAM	21	12
Thomas, Robert, HAM	21	12

GOALTENDING LEADERS

GOALTENDER, CLUB	GP	MINS	SHOTS	SAVES	GA	SO	AVG.	%	W	L
Fulcher, Kaden, HAM	21	1,290	611	553	58	0	2.70	.905	16	5
Culina, Mario, KIT	19	1,161	652	598	54	1	2.79	.917	11	7
Dhillon, Stephen, NIAG	10	621	382	353	29	0	2.80	.924	5	5
DiPietro, Michael, WSR	6	342	242	226	16	0	2.81	.934	2	4
Fazio, Justin, SAR	12	729	335	298	37	0	3.04	.890	6	6
Helvig, Jeremy, KGN	16	981	550	500	50	0	3.06	.909	9	7
Lafreniere, Olivier, OS	10	517	252	225	27	0	3.14	.893	6	3
Villalta, Matthew, SSM	24	1,416	732	654	78	1	3.30	.893	14	9
Lazarev, Leo, BAR	12	676	425	387	38	0	3.37	.911	6	6
Propp, Christian, NB	5	352	200	179	21	0	3.58	.895	1	4

SAVE PERCENTAGE

PLAYER, TEAM	GP	SV%
DiPietro, Michael, WSR	6	.934
Dhillon, Stephen, NIAG	10	.924
Culina, Mario, KIT	19	.917
Raaymakers, Joseph, LDN	4	.913
Lazarev, Leo, BAR	12	.911
Helvig, Jeremy, KGN	16	.909
Fulcher, Kaden, HAM	21	.905
Propp, Christian, NB	5	.895
Villalta, Matthew, SSM	24	.893

WINS

PLAYER, TEAM	GP	W
Fulcher, Kaden, HAM	21	16
Villalta, Matthew, SSM	24	14
Culina, Mario, KIT	19	11
Helvig, Jeremy, KGN	16	9
Lafreniere, Olivier, OS	10	6
Fazio, Justin, SAR	12	6
Lazarev, Leo, BAR	12	6

SHUTOUTS

PLAYER, TEAM	GP	SO
Culina, Mario, KIT	19	1
Villalta, Matthew, SSM	24	1

LEADING ROOKIES

PLAYER, TEAM	GP	G	A	PTS	+/-	PIM	PPG	SHG
Sandin, Rasmus, SSM	24	1	12	13	1	8	1	0
Svechnikov, Andrei, BAR	8	5	6	11	-1	12	1	1
Kaliyev, Arthur, HAM	21	3	8	11	6	6	2	0
Vukojevic, Michael, KIT	19	1	9	10	6	16	0	0
York, Jack, KIT	19	2	4	6	5	4	0	0
D'Amico, Daniel, WSR	6	1	3	4	0	4	0	0
Suzuki, Ryan, BAR	12	1	3	4	3	2	0	0
Carroll, Joe, SSM	24	1	3	4	-1	16	0	0
Roth, Ryan, SSM	24	1	3	4	-1	0	0	0

LEADING DEFENCEMEN

PLAYER, TEAM	GP	G	A	PTS	+/-	PIM	PPG	SHG
Timmins, Conor, SSM	23	5	13	18	8	16	2	1
Gleason, Benjamin, HAM	21	3	15	18	8	12	0	0
Durzi, Sean, OS	11	4	12	16	6	4	0	0
Stanley, Logan, KIT	19	4	12	16	-1	20	1	0
Hollowell, Mac, SSM	24	2	14	16	7	22	0	0
Stillman, Riley, HAM	21	5	9	14	19	23	1	0
Day, Sean, KGN	16	4	10	14	2	0	1	0
Sandin, Rasmus, SSM	24	1	12	13	1	8	1	0
Vukojevic, Michael, KIT	19	1	9	10	6	16	0	0
Sambrook, Jordan, SSM	24	1	8	9	-3	28	0	0

GOALTENDING STATISTICS BY TEAM

	GPI	MINS	GA	EN	SO	GAA	W	L	OTL	SHT	SVS	SV%
BARRIE COLTS												
Kai Edmonds	1	40	2	0	0	3.00	0	0	0	22	20	.909
Leo Lazarev	12	676	38	2	0	3.37	6	6	0	425	387	.911
GUELPH STORM												
Anthony Popovich	6	317	29	0	0	5.49	2	4	0	211	182	.863
Nico Daws	2	40	4	0	0	6.00	0	0	0	23	19	.826
HAMILTON BULLDOGS												
Kaden Fulcher	21	1,290	58	1	0	2.70	16	3	2	611	553	.905
KINGSTON FRONTENACS												
Brendan Bonello	1	29	0	0	0	0.00	0	0	0	14	14	1.000
Jeremy Helvig	16	981	50	3	0	3.06	9	6	1	550	500	.909
KITCHENER RANGERS												
Luke Richardson	1	27	1	1	0	2.19	0	1	0	6	5	.833
Mario Culina	19	1,161	54	5	1	2.79	11	5	2	652	598	.917
LONDON KNIGHTS												
Joseph Raaymakers	4	244	15	0	0	3.69	0	2	2	172	157	.913
MISSISSAUGA STEELHEADS												
Jacob Ingham	5	298	20	1	0	4.02	2	2	1	154	134	.870
Emanuel Vella	1	60	5	0	0	5.04	0	1	0	35	30	.857
NIAGARA ICEDOGS												
Stephen Dhillon	10	621	29	3	0	2.80	5	3	2	382	353	.924
NORTH BAY BATTALION												
Christian Propp	5	352	21	1	0	3.58	1	3	1	200	179	.895
OSHAWA GENERALS												
Kyle Keyser	5	297	21	1	0	4.24	1	4	0	178	157	.882
OTTAWA 67'S												
Cedrick Andree	2	51	2	0	0	2.36	0	0	0	30	28	.933
Olivier Tremblay	5	245	23	2	0	5.63	1	4	0	126	103	.817
OWEN SOUND ATTACK												
Olivier Lafreniere	10	517	27	1	0	3.14	6	2	1	252	225	.893
Mack Guzda	3	146	8	2	0	3.30	1	1	0	69	61	.884
SAGINAW SPIRIT												
Evan Cormier	4	240	24	1	0	6.00	0	4	0	146	122	.836
SARNIA STING												
Justin Fazio	12	729	37	1	0	3.04	6	5	1	335	298	.890
S.S. MARIE GREYHOUNDS												
Matthew Villalta	24	1,416	78	4	1	3.30	14	7	2	732	654	.893
Tyler Johnson	2	66	6	0	0	5.46	0	1	0	39	33	.846
WINDSOR SPITFIRES												
Brock Baier	1	15	0	1	0	0.00	0	0	0	11	11	1.000
Michael DiPietro	6	342	16	4	0	2.81	2	4	0	242	226	.934

PLAYOFF STATISTICS BY TEAM

BARRIE COLTS	GP	G	A	PTS	+/-	PIM	PP	SH	GW	FG	SOG	FOW	FO
Aaron Luchuk	12	5	12	17	-2	8	0	0	0	1	39	174	357
Dmitry Sokolov	12	8	7	15	0	0	5	0	0	1	46	0	1
Lucas Chiodo	12	5	7	12	1	0	2	0	1	2	26	1	1
Andrei Svechnikov*	8	5	6	11	-1	12	1	1	0	0	24	0	3
Zachary Magwood	12	6	4	10	3	6	1	1	2	1	26	11	29
Joey Keane	12	0	7	7	3	8	0	0	0	0	40	0	0
Jason Willms	12	4	2	6	-8	10	2	0	1	0	33	94	206
Tyler Tucker	12	3	3	6	1	10	0	0	2	0	26	0	0
TJ Fergus	12	0	6	6	-1	6	0	0	0	0	25	0	0
Jaden Peca	12	2	2	4	-8	8	0	0	0	0	19	0	3
Ryan Suzuki*	12	1	3	4	3	2	0	0	0	0	20	46	108
Justin Murray	12	2	1	3	-5	14	1	0	0	2	24	0	0
Ben Hawerchuk	11	0	2	2	-4	17	0	0	0	0	14	5	16
Luke Bignell*	12	1	0	1	0	4	0	0	0	0	5	16	32
Kyle Heitzner	11	0	1	1	1	4	0	0	0	0	2	0	0
Nathan Allensen*	12	0	1	1	-1	2	0	0	0	0	11	0	0
Leo Lazarev	12	0	1	1	0	2	0	0	0	0	0	0	0
Sam Rhodes*	12	0	1	1	0	0	0	0	0	0	7	0	0
Aidan Brown	1	0	0	0	-1	0	0	0	0	0	1	0	0
Kai Edmonds*	1	0	0	0	0	0	0	0	0	0	0	0	0
Victor Hadfield*	5	0	0	0	0	0	0	0	0	0	0	0	0
Christopher Cameron	12	0	0	0	-2	4	0	0	0	0	7	0	0

GUELPH STORM	GP	G	A	PTS	+/-	PIM	PP	SH	GW	FG	SOG	FOW	FO
Isaac Ratcliffe	6	5	4	9	-3	8	2	0	0	1	22	0	0
Liam Hawel	6	3	3	6	-1	4	0	0	0	0	6	51	100
Nate Schnarr	6	2	4	6	-1	8	1	0	0	0	15	21	39
Ryan Merkley	6	1	5	6	-6	10	1	0	0	0	25	0	0
Mark Shoemaker	6	0	4	4	-4	4	0	0	0	0	5	0	0
Garrett McFadden	6	2	1	3	-3	2	1	0	1	0	16	0	0
Zach Poirier	6	2	1	3	-6	4	0	0	1	0	19	1	1
Cam Hillis*	6	1	2	3	-4	2	0	0	0	1	12	69	121
Keegan Stevenson*	6	1	2	3	0	2	0	0	0	0	2	0	0
Cedric Ralph	6	1	1	2	-7	0	0	0	0	0	9	4	7
Alexey Toropchenko	6	1	1	2	-4	4	1	0	0	0	22	1	2
Mason Primeau*	6	0	2	2	-3	0	0	0	0	0	2	5	6
Dmitri Samorukov	6	0	2	2	-7	6	0	0	0	0	14	0	0
Barret Kirwin	6	1	0	1	-5	4	0	0	0	0	11	41	93
Mark Woolley	6	0	1	1	-2	2	0	0	0	0	2	0	0
Nico Daws*	2	0	0	0	0	0	0	0	0	0	0	0	0
Anthony Agunno*	4	0	0	0	-2	0	0	0	0	0	0	0	0
James McEwan	6	0	0	0	-4	0	0	0	0	0	10	4	6
Anthony Popovich	6	0	0	0	0	0	0	0	0	0	0	0	0

HAMILTON BULLDOGS	GP	G	A	PTS	+/-	PIM	PP	SH	GW	FG	SOG	FOW	FO
Robert Thomas	21	12	20	32	12	14	1	1	1	1	60	264	485
Ryan Moore	21	8	18	26	12	30	1	0	1	0	57	143	285
Brandon Saigeon	21	18	7	25	10	10	8	0	4	0	73	103	174
Nicholas Caamano	21	10	12	22	12	22	2	1	4	2	80	13	38
Matthew Strome	20	4	14	18	5	8	2	0	0	2	48	33	62
Benjamin Gleason	21	3	15	18	8	12	0	0	0	1	56	0	0
MacKenzie Entwistle	21	10	7	17	9	14	4	0	1	2	41	104	219
Marian Studenic	21	3	12	15	19	12	0	0	2	1	42	1	4
Riley Stillman	21	5	9	14	19	23	1	0	0	0	49	0	0
Isaac Nurse	21	7	4	11	12	4	0	1	2	1	42	3	5
Will Bitten	21	4	7	11	-3	21	0	1	0	2	39	23	55
Arthur Kaliyev*	21	3	8	11	6	6	2	0	0	0	38	1	1
Justin Lemcke	21	2	5	7	18	27	0	0	0	0	40	0	0
Nicolas Mattinen	21	1	6	7	10	12	0	0	0	0	42	0	0
Connor Walters	21	1	5	6	3	2	0	0	1	0	23	1	1
Jack Hanley	21	0	3	3	3	9	0	0	0	0	17	0	0
Kaden Fulcher	21	0	1	1	0	0	0	0	0	0	0	0	0
Jake Murray*	1	0	0	0	0	0	0	0	0	0	0	0	0
Liam Van Loon*	1	0	0	0	0	0	0	0	0	0	1	0	0
Owen Burnell	4	0	0	0	0	0	0	0	0	0	0	0	0
Zachary Jackson	17	0	0	0	-2	2	0	0	0	0	6	1	2
Ben Garagan	21	0	0	0	-2	6	0	0	0	0	5	35	68

KINGSTON FRONTENACS	GP	G	A	PTS	+/-	PIM	PP	SH	GW	FG	SOG	FOW	FO
Gabriel Vilardi	16	11	11	22	4	14	3	0	4	1	56	141	277
Jason Robertson	16	10	8	18	-3	8	5	0	0	2	61	0	3
Cliff Pu	15	4	13	17	5	6	0	0	0	1	42	162	276
Linus Nyman	16	6	10	16	2	8	3	1	1	2	42	6	13
Sean Day	16	4	10	14	2	0	1	0	0	0	30	0	0

Brett Neumann	16	3	10	13	3	6	1	0	0	1	39	42	83
Matt Hotchkiss	16	2	5	7	2	6	0	0	0	0	23	5	8
Ted Nichol	16	2	4	6	-4	11	0	0	1	0	30	36	75
Eemeli Rasanen	16	1	5	6	-3	6	0	0	0	0	28	0	0
Ryan Cranford	16	4	0	4	-5	12	0	0	1	1	38	1	5
Max Jones	9	3	1	4	0	28	0	0	0	1	19	2	4
Jakob Brahaney	16	2	2	4	-2	4	2	0	0	1	32	0	0
Jacob Paquette	16	1	3	4	-4	14	0	0	1	0	17	0	1
Tyler Burnie	16	0	3	3	-9	12	0	0	0	0	33	166	300
Justin Pringle	12	1	0	1	-4	0	0	0	0	0	6	0	0
Sam Field	15	1	0	1	-1	16	0	0	1	0	12	0	0
Mitchell Byrne	16	0	1	1	4	7	0	0	0	0	7	0	1
Jeremy Helvig	16	0	1	1	0	0	0	0	0	0	0	0	0
Brendan Bonello	1	0	0	0	0	2	0	0	0	0	0	0	0
Bryan Laureigh*	1	0	0	0	0	0	0	0	0	0	0	0	0
Emmett Gordon	2	0	0	0	0	0	0	0	0	0	0	0	0
Paul Larabie*	2	0	0	0	0	0	0	0	0	0	0	0	0
Liam Murray	9	0	0	0	2	8	0	0	0	0	6	0	0
Conor Ali	15	0	0	0	-2	4	0	0	0	0	3	0	0

KITCHENER RANGERS

	GP	G	A	PTS	+/-	PIM	PP	SH	GW	FG	SOG	FOW	FO
Logan Brown	19	5	22	27	12	6	1	0	1	2	53	171	335
Kole Sherwood	19	14	12	26	5	30	3	0	3	1	84	8	25
Adam Mascherin	19	9	15	24	7	16	2	0	2	1	76	5	9
Joseph Garreffa	19	8	11	19	9	2	4	0	0	0	30	38	91
Givani Smith	18	11	7	18	5	22	3	0	1	0	70	4	7
Logan Stanley	19	4	12	16	-1	20	1	0	1	1	56	0	1
Connor Bunnaman	19	5	9	14	0	16	2	0	0	1	46	90	168
Riley Damiani	19	5	7	12	2	10	0	0	1	2	45	90	256
Michael Vukojevic*	19	1	9	10	6	16	0	0	0	0	20	0	0
Rickard Hugg	19	3	6	9	1	2	1	0	1	0	20	86	189
Nick McHugh	19	3	5	8	3	12	0	0	0	0	30	32	57
Jonathan Yantsis	19	4	2	6	1	4	0	0	0	0	17	0	0
Greg Meireles	19	3	3	6	2	6	0	0	1	0	31	50	88
Jack York*	19	2	4	6	5	4	0	0	0	2	14	0	0
Austin McEneny	12	1	3	4	-5	6	0	0	0	0	14	0	0
Giovanni Vallati	19	0	4	4	7	10	0	0	0	0	21	0	0
Kyle Gentles	19	0	3	3	5	6	0	0	0	0	8	0	0
Adam LiAjka	19	0	3	3	-5	4	0	0	0	0	20	3	6
Luke Richardson	1	0	0	0	0	0	0	0	0	0	0	0	0
Carter Tresoor*	1	0	0	0	0	0	0	0	0	0	0	0	0
Mike Petizian*	7	0	0	0	-1	0	0	0	0	0	2	22	38
Mario Culina	19	0	0	0	0	0	0	0	0	0	0	0	0

LONDON KNIGHTS

	GP	G	A	PTS	+/-	PIM	PP	SH	GW	FG	SOG	FOW	FO
Alex Formenton	4	5	2	7	-1	6	3	1	0	1	21	10	15
Evan Bouchard	4	1	4	5	-5	6	1	0	0	0	13	0	1
Tyler Rollo	4	1	2	3	-1	2	1	0	0	0	12	29	74
Cole Tymkin	4	0	3	3	2	13	0	0	0	0	5	0	1
Liam Foudy	4	1	1	2	-4	0	0	0	0	0	8	0	0
Sergey Popov	4	1	1	2	0	2	0	0	0	0	4	0	1
Jacob Golden	4	1	0	1	-2	0	0	0	0	0	2	0	0
Richard Whittaker*	4	1	0	1	0	6	0	0	0	1	2	0	1
Shane Collins	4	0	1	1	2	0	0	0	0	0	2	0	0
Nathan Dunkley	4	0	1	1	-2	0	0	0	0	0	1	7	15
Andrew Perrott*	4	0	1	1	-1	4	0	0	0	0	1	0	0
Joseph Raaymakers	4	0	1	1	0	0	0	0	0	0	0	0	0
Alex Turko	4	0	1	1	1	0	0	0	0	0	2	25	52
Riley Coome	4	0	0	0	0	4	0	0	0	0	0	1	1
Dalton Duhart*	4	0	0	0	0	0	0	0	0	0	1	0	0
Connor McMichael*	4	0	0	0	0	0	0	0	0	0	4	11	13
Billy Moskal*	4	0	0	0	-7	2	0	0	0	0	11	47	89
Josh Nelson	4	0	0	0	-2	0	0	0	0	0	2	2	6
Alec Regula*	4	0	0	0	-1	2	0	0	0	0	4	1	1

MISSISSAUGA STEELHEADS

	GP	G	A	PTS	+/-	PIM	PP	SH	GW	FG	SOG	FOW	FO
Michael McLeod	6	6	4	10	3	11	0	1	0	1	21	87	138
Cole Carter	6	3	2	5	0	0	1	0	0	0	29	3	6
Owen Tippett	6	3	2	5	-2	4	0	0	2	0	46	0	1
Trent Fox	6	2	3	5	-1	8	2	0	0	0	35	19	38
Ryan McLeod	6	2	3	5	-4	6	0	1	0	0	17	55	107
Nicolas Hague	6	0	4	4	-2	12	0	0	0	0	24	0	0
Ian McKinnon	5	0	2	2	0	0	0	0	0	0	2	0	2
Albert Michnac	5	0	2	2	-3	0	0	0	0	0	10	0	0
Thomas Harley*	6	0	2	2	-2	0	0	0	0	0	5	0	0
Mathieu Foget	2	1	0	1	-3	2	0	0	0	0	5	19	38
Adam Varga*	6	1	0	1	-2	0	0	0	0	0	4	0	0

Kean Washkurak*	6	1	0	1	-3	0	0	0	0	0	11	13	27
Jacob Ingham	5	0	1	1	0	0	0	0	0	0	0	0	0
Stephen Gibson	6	0	1	1	1	0	0	0	0	0	5	0	0
Cole Schwindt*	6	0	1	1	1	0	0	0	0	0	4	9	18
Emanuel Vella	1	0	0	0	0	0	0	0	0	0	0	0	0
Nicholas Canade*	6	0	0	0	-2	2	0	0	0	0	4	0	0
Michael Little	6	0	0	0	0	6	0	0	0	0	11	9	20
Reagan O'Grady	6	0	0	0	-2	0	0	0	0	0	13	0	0
Isaac Walker*	6	0	0	0	1	2	0	0	0	0	1	0	0
Ryan Wells	6	0	0	0	-3	2	0	0	0	0	5	0	0

NIAGARA ICEDOGS

	GP	G	A	PTS	+/-	PIM	PP	SH	GW	FG	SOG	FOW	FO
Ben Jones	10	5	7	12	-2	10	2	0	0	1	27	127	247
Sam Miletic	10	4	8	12	-4	8	3	0	0	0	50	5	6
Akil Thomas	10	5	6	11	-3	6	2	0	1	1	31	101	212
Kirill Maksimov	10	4	6	10	-1	16	2	0	1	0	33	3	8
Matthew Philip	10	3	5	8	1	6	1	0	1	0	18	53	95
Danial Singer	10	2	6	8	-1	2	0	0	0	0	21	0	2
Liam Ham	10	1	5	6	-2	15	1	0	0	0	19	0	0
Drew Hunter	10	2	3	5	-4	4	0	0	0	1	16	0	0
Oliver Castleman	10	1	4	5	-1	0	1	0	1	0	11	0	1
Johnny Corneil	10	1	3	4	-2	4	0	0	0	0	20	1	4
Elijah Roberts	10	1	3	4	-3	8	1	0	0	0	16	0	0
Bradey Johnson	10	2	1	3	0	0	0	0	0	0	13	10	22
William Lothead	10	1	2	3	7	23	0	0	0	1	14	0	0
Stephen Dhillon	10	0	3	3	0	4	0	0	0	0	0	0	0
Justin MacPherson	10	2	0	2	2	9	0	0	0	0	12	0	0
Andrew Bruder	6	1	1	2	2	0	0	0	0	0	5	1	7
Adrian Carbonara	9	1	0	1	-1	8	0	0	1	0	9	3	9
Johnathon Schaefer	4	0	1	1	-2	0	0	0	0	0	1	0	0
Ian Martin*	1	0	0	0	0	0	0	0	0	0	0	0	0
Kyle Langdon	4	0	0	0	-2	6	0	0	0	0	4	28	59
Billy Constantinou*	6	0	0	0	-1	4	0	0	0	0	2	0	0
Philip Tomasino*	10	0	0	0	1	2	0	0	0	0	5	11	35

NORTH BAY BATTALION

	GP	G	A	PTS	+/-	PIM	PP	SH	GW	FG	SOG	FOW	FO
Justin Brazeau	5	5	2	7	4	2	0	1	0	0	26	0	2
Matthew Struthers	5	1	5	6	5	2	0	0	0	0	13	48	142
Luke Burghardt	4	3	2	5	2	9	0	0	0	1	13	4	12
Adam McMaster	5	0	5	5	-3	2	0	0	0	0	12	5	11
Jake Henderson	5	2	2	4	-5	8	0	0	0	0	15	0	3
Jesse Saban	5	0	4	4	2	6	0	0	0	0	11	0	0
Brad Chenier	4	1	2	3	3	4	1	0	0	0	8	0	0
Riley Bruce	5	0	3	3	0	8	0	0	0	0	12	0	0
Kyle Potts	5	2	0	2	-2	2	0	0	0	0	10	42	97
Brandon Coe*	3	1	0	1	0	2	0	0	0	0	2	0	4
Rhys Forhan	4	1	0	1	-1	0	0	0	0	0	2	7	22
Nick King	5	1	0	1	-1	0	1	0	1	0	8	0	0
Daniel Walker	3	0	1	1	0	11	0	0	0	0	8	0	0
Braden Henderson*	5	0	1	1	0	2	0	0	0	0	6	0	0
Adam Thilander	5	0	1	1	-2	0	0	0	0	0	21	0	0
Eric Allair	1	0	0	0	0	0	0	0	0	0	0	0	0
Simon Rose*	1	0	0	0	0	0	0	0	0	0	0	0	0
Andy Baker	5	0	0	0	-1	0	0	0	0	0	5	0	3
Patrick Brown*	5	0	0	0	-2	0	0	0	0	0	4	7	24
Travis Mailhot*	5	0	0	0	1	0	0	0	0	0	3	0	0
Luke Moncada	5	0	0	0	-2	2	0	0	0	0	9	21	47
Christian Propp	5	0	0	0	0	0	0	0	0	0	0	0	0

OSHAWA GENERALS

	GP	G	A	PTS	+/-	PIM	PP	SH	GW	FG	SOG	FOW	FO
Jack Studnicka	5	1	4	5	0	13	0	1	0	0	20	71	126
Kyle MacLean	5	3	0	3	-5	0	0	0	1	0	15	28	67
Alex Di Carlo	4	2	1	3	4	2	0	1	0	0	8	0	0
Matt Brassard	5	1	2	3	-6	2	1	0	0	0	15	0	0
Domenico Commisso	5	1	2	3	-2	2	0	0	0	0	8	48	87
Allan McShane	5	1	2	3	-2	2	1	0	0	1	15	9	17
Kenny Huether	5	1	1	2	-3	2	0	0	0	0	17	0	0
William Ennis	5	0	2	2	1	0	0	0	0	0	7	0	0
Hayden McCool	5	0	2	2	-1	2	0	0	0	0	5	14	33
Renars Krastenbergs	3	1	0	1	0	4	0	0	0	0	9	2	2
Danil Antropov	5	1	0	1	-3	6	1	0	0	0	2	0	0
Brendan Harrogate	5	1	0	1	1	4	0	0	0	1	13	1	2
Sean Allen	5	0	1	1	-4	6	0	0	0	0	1	0	0
Ian Blacker	5	0	1	1	-1	2	0	0	0	0	3	0	0
Kyle Keyser	5	0	1	1	0	0	0	0	0	0	0	0	0
Serron Noel	5	0	1	1	0	12	0	0	0	0	9	0	0
Mitchell Brewer*	1	0	0	0	-1	0	0	0	0	0	1	0	0

Mitchell Hewitson*	1	0	0	0	0	0	0	0	0	0	0	0	0	0
Joseph Rupoli*	1	0	0	0	0	0	0	0	0	0	0	0	0	0
Nico Gross*	5	0	0	0	-3	15	0	0	0	0	12	0	0	0
Eric Hendersen	5	0	0	0	0	0	0	0	0	0	10	11	24	0
Nick Wong*	5	0	0	0	0	0	0	0	0	0	7	1	1	0

OTTAWA 67'S

	GP	G	A	PTS	+/-	PIM	PP	SH	GW	FG	SOG	FOW	FO	
Noel Hoefenmayer	5	2	5	7	-4	2	1	0	0	0	10	0	0	0
Travis Barron	5	1	4	5	-4	6	0	0	0	0	8	48	92	0
Sasha Chmelevski	5	1	4	5	-1	4	0	0	0	0	15	26	48	0
Tye Felhaber	5	2	2	4	-1	9	0	0	0	0	12	0	1	0
Sam Bitten*	5	3	0	3	-3	0	3	0	1	2	8	7	18	0
Shaw Boomhower	5	2	0	2	-3	13	0	0	0	0	6	3	9	0
Mitchell Hoelscher*	5	1	1	2	-3	2	0	0	0	0	6	32	64	0
Oliver True*	3	0	1	1	0	0	0	0	0	0	0	2	4	0
Jacob Cascagnette	5	0	1	1	-2	0	0	0	0	0	9	24	51	0
Austen Keating	5	0	1	1	-2	0	0	0	0	0	10	21	39	0
Nikita Okhotyuk*	5	0	1	1	-3	4	0	0	0	0	8	0	0	0
Carter Robertson	5	0	1	1	-4	6	0	0	0	0	6	0	0	0
Hudson Wilson	5	0	1	1	-4	7	0	0	0	0	3	0	0	0
Cedrick Andree*	2	0	0	0	0	0	0	0	0	0	0	0	0	0
Jack Quinn*	2	0	0	0	-3	0	0	0	0	0	2	0	0	0
Kevin Bahl	5	0	0	0	-1	4	0	0	0	0	3	0	0	0
Kody Clark	5	0	0	0	-4	2	0	0	0	0	12	1	2	0
Graeme Clarke*	5	0	0	0	-2	0	0	0	0	0	5	0	1	0
Merrick Rippon*	5	0	0	0	-2	8	0	0	0	0	6	0	0	0
Olivier Tremblay	5	0	0	0	0	0	0	0	0	0	0	0	0	0
Quinn Yule*	5	0	0	0	-1	4	0	0	0	0	1	0	2	0

OWEN SOUND ATTACK

	GP	G	A	PTS	+/-	PIM	PP	SH	GW	FG	SOG	FOW	FO	
Brett McKenzie	11	8	8	16	5	6	3	0	1	2	41	93	193	0
Sean Durzi	11	4	12	16	6	4	0	0	0	0	34	0	0	0
Kevin Hancock	11	8	7	15	-4	8	6	1	1	2	41	86	148	0
Alan Lyszczarczyk	11	8	5	13	9	8	2	0	2	1	43	1	1	0
Nick Suzuki	11	3	9	12	-4	2	2	0	0	1	43	63	133	0
Ethan Szypula	11	4	6	10	6	12	0	0	0	0	36	18	49	0
Aidan Dudas	11	3	4	7	-2	4	0	0	1	0	22	73	140	0
Maksim Sushko	10	2	4	6	2	6	0	0	1	0	16	1	4	0
Jacob Friend	11	1	5	6	7	21	0	0	0	0	20	1	1	0
Jonah Gadjovich	9	2	2	4	-4	2	0	0	1	0	34	1	1	0
Trenton Bourque	10	1	2	3	2	14	0	0	0	0	6	0	0	0
Brady Lyle	11	1	2	3	-1	4	1	0	0	0	15	0	0	0
Markus Phillips	10	0	3	3	-1	4	0	0	0	0	31	0	0	0
Cade Robinson	4	1	1	2	3	0	0	0	0	0	2	0	5	0
Chase Campbell	11	0	2	2	-1	6	0	0	0	0	7	0	1	0
Daylon Groulx*	9	0	1	1	-1	14	0	0	0	0	8	5	10	0
Cole Cameron	11	0	1	1	-1	4	0	0	0	0	9	0	2	0
Jackson Doherty*	11	0	1	1	-2	6	0	0	0	0	4	0	0	0
Mitchell Russell*	11	0	1	1	0	0	0	0	0	0	6	22	53	0
Marino Moro*	1	0	0	0	0	0	0	0	0	0	0	0	0	0
Igor Chibrikov*	2	0	0	0	1	0	0	0	0	0	1	0	0	0
Mack Guzda*	3	0	0	0	0	0	0	0	0	0	0	0	0	0
Olivier Lafreniere	10	0	0	0	0	4	0	0	0	0	0	0	0	0

SAGINAW SPIRIT

	GP	G	A	PTS	+/-	PIM	PP	SH	GW	FG	SOG	FOW	FO	
Max Grondin	4	1	2	3	-2	4	1	0	0	1	5	24	49	0
Blade Jenkins*	4	0	3	3	-1	2	0	0	0	0	3	7	11	0
DJ Busdeker	4	2	0	2	-3	4	0	0	0	0	8	26	60	0
Cole Coskey	4	2	0	2	-5	8	0	0	0	1	6	18	38	0
Nicholas Porco*	4	1	1	2	-1	2	0	0	0	0	8	0	2	0
Jake Goldowski*	4	0	2	2	-1	0	0	0	0	0	5	2	3	0
Danny Katic*	4	1	0	1	0	4	0	0	0	0	1	0	0	0
Mason Kohn	4	1	0	1	-7	4	0	0	0	0	11	8	14	0
Kyle Ballers	4	0	1	1	-3	4	0	0	0	0	2	0	0	0
Hayden Davis	4	0	1	1	-3	0	0	0	0	0	6	0	0	0
Damien Giroux	4	0	1	1	-1	4	0	0	0	0	5	30	69	0
Aidan Pruefer*	4	0	1	1	0	0	0	0	0	0	2	13	20	0
Reilly Webb	4	0	1	1	1	6	0	0	0	0	9	0	0	0
Evan Cormier	4	0	0	0	0	0	0	0	0	0	0	0	0	0
Marcus Crawford	4	0	0	0	-7	10	0	0	0	0	9	0	0	0
Caleb Everett*	4	0	0	0	-5	2	0	0	0	0	2	0	0	0
Keaton Middleton	4	0	0	0	-1	2	0	0	0	0	1	0	0	0
Duncan Penman*	4	0	0	0	-1	0	0	0	0	0	0	0	0	0
Ryan Stepien*	4	0	0	0	0	0	0	0	0	0	3	0	0	0

SARNIA STING	GP	G	A	PTS	+/-	PIM	PP	SH	GW	FG	SOG	FOW	FO
Sean Josling	12	6	8	14	-7	2	0	1	2	0	37	3	6
Hugo Leutvinius	12	6	5	11	-1	0	0	0	1	0	35	0	0
Ryan McGregor	12	3	7	10	2	0	0	0	0	2	18	115	224
Drake Rymsha	12	3	6	9	-1	10	0	0	0	1	38	127	196
Jonathan Ang	12	2	7	9	2	8	0	1	1	0	27	14	26
Franco Sproviero	12	4	3	7	4	8	1	0	0	1	30	11	24
Jordan Ernst	12	2	4	6	1	8	0	1	0	0	31	0	0
Theo Calvas	12	2	3	5	5	4	0	1	0	0	24	0	0
Jordan Kyrou	12	3	1	4	-7	10	1	0	0	0	45	7	16
Cam Dineen	12	1	3	4	-3	0	0	0	0	0	34	0	0
Mitch Eliot	12	0	3	3	4	10	0	0	0	0	27	0	0
Adam Ruzicka	12	0	3	3	0	6	0	0	0	0	40	114	202
Anthony Salinitri	3	2	0	2	0	0	0	0	0	1	16	3	5
Michael Pezzetta	12	1	1	2	-3	15	0	0	1	0	23	17	29
Nick Grima	8	0	2	2	0	6	0	0	0	0	8	0	0
Brayden Guy*	10	1	0	1	1	7	0	0	0	0	2	1	3
Connor Schlichting	12	1	0	1	3	0	0	0	0	1	19	0	0
Curtis Egert	5	0	1	1	2	0	0	0	0	0	2	0	0
Jamieson Rees*	6	0	1	1	-1	11	0	0	0	0	7	18	37
Kelton Hatcher	12	0	1	1	-1	14	0	0	0	0	10	0	0
Colton Kammerer*	1	0	0	0	-2	0	0	0	0	0	0	0	0
Alexandre Hogue*	3	0	0	0	1	0	0	0	0	0	2	0	0
Justin Fazio	12	0	0	0	0	0	0	0	0	0	0	0	0

S.S. MARIE GREYHOUNDS	GP	G	A	PTS	+/-	PIM	PP	SH	GW	FG	SOG	FOW	FO
Boris Katshouk	24	19	18	37	7	8	5	2	2	3	107	14	27
Taylor Raddysch	24	13	21	34	-6	14	5	0	1	0	103	51	112
Morgan Frost	24	10	19	29	-4	26	5	1	1	1	63	268	535
Tim Gettlinger	24	7	15	22	10	4	2	0	2	0	81	42	81
Jack Kopacka	24	13	8	21	-1	8	3	0	2	1	60	5	14
Barrett Hayton	24	8	13	21	-2	16	4	0	1	2	65	252	448
Conor Timmins	23	5	13	18	8	16	2	1	2	0	62	0	0
Mac Hollowell	24	2	14	16	7	22	0	0	0	1	47	0	0
Keeghan Howdeshell	22	9	4	13	-2	6	1	1	1	0	52	7	24
Rasmus Sandin	24	1	12	13	1	8	1	0	0	0	37	0	0
Jordan Sambrook	24	1	8	9	-3	28	0	0	0	0	40	1	2
Hayden Verbeek	11	4	3	7	5	10	0	0	1	1	18	98	174
Noah Carroll	24	3	3	6	3	20	0	0	1	0	29	0	0
Joe Carroll*	24	1	3	4	-1	16	0	0	0	1	25	105	215
Ryan Roth*	24	1	3	4	-1	0	0	0	0	0	18	2	5
Jacob LeGuerrier	20	2	1	3	-5	8	0	0	0	1	13	0	0
Cole Mackay*	17	1	0	1	2	4	0	0	0	1	5	1	4
Anthony DeMeo	12	0	1	1	-2	0	0	0	0	0	5	0	0
Tyler Johnson	2	0	0	0	0	0	0	0	0	0	0	0	0
Holden Wale*	6	0	0	0	0	0	0	0	0	0	0	0	0
Brett Jacklin*	11	0	0	0	0	2	0	0	0	0	4	1	3
Zack Trott*	22	0	0	0	1	2	0	0	0	0	4	3	4
Matthew Villalta	24	0	0	0	0	0	0	0	0	0	0	0	0

WINDSOR SPITFIRES	GP	G	A	PTS	+/-	PIM	PP	SH	GW	FG	SOG	FOW	FO
Cole Purboo	6	4	1	5	-3	2	0	0	0	1	12	0	1
Daniel D'Amico*	6	1	3	4	0	4	0	0	0	0	11	1	1
Curtis Douglas	6	1	3	4	-5	4	0	0	0	0	12	7	13
Zach Shankar	6	2	1	3	-2	10	0	0	0	0	5	0	0
Jake Smith	6	2	1	3	-7	2	0	0	0	0	17	1	1
Igor Larionov	4	1	2	3	-1	2	1	0	1	0	6	16	42
Luke Boka	6	1	2	3	-2	6	0	0	0	1	11	5	29
Connor Corcoran	6	1	2	3	-1	6	0	0	0	0	8	0	0
Chris Playfair	6	1	2	3	1	2	0	1	1	0	7	57	113
William Sirman	6	2	0	2	1	4	0	0	0	1	5	2	4
Lev Starikov*	6	0	2	2	0	4	0	0	0	0	6	0	0
Thomas Stevenson	6	0	2	2	2	0	0	0	0	0	1	0	0
Tyler Angle	6	1	0	1	-5	9	1	0	0	1	14	44	102
Cedric Schiemenz	3	0	1	1	-1	0	0	0	0	0	2	0	0
Grayson Ladd*	6	0	1	1	-3	5	0	0	0	0	2	0	0
Brock Baier	1	0	0	0	0	0	0	0	0	0	0	0	0
Louka Henault*	3	0	0	0	0	0	0	0	0	0	0	0	0
Nathan Staios*	3	0	0	0	-3	2	0	0	0	0	1	0	0
Cody Morgan*	5	0	0	0	-1	0	0	0	0	0	5	8	25
Michael DiPietro	6	0	0	0	0	0	0	0	0	0	0	0	0
Luke Kutkevicius	6	0	0	0	-4	0	0	0	0	0	6	23	47
Mathew MacDougall*	6	0	0	0	-3	4	0	0	0	0	5	2	4

2018 OHL CHAMPIONS



HAMILTON BULLDOGS
2018 ONTARIO HOCKEY LEAGUE ROBERTSON CUP CHAMPIONS

WAYNE GRETZKY 99 AWARD

ROBERT THOMAS HAMILTON BULLDOGS

Hamilton Bulldogs forward Robert Thomas was named the Most Valuable Player of the 2018 OHL Playoffs after finishing with 12 goals, 20 assists and 32 points in 21 games, collecting seven of those points in the Rogers OHL Championship Series. A midseason acquisition from the London Knights, Thomas was a central figure in Hamilton's playoff run. The Aurora, Ont. native finished third in OHL playoff scoring, starting with a bang by registering 10 points in Hamilton's five-game series triumph over the Ottawa 67's.



The Ontario Hockey League introduced the Wayne Gretzky 99 Award in 1999 to honour the Most Valuable Player in the OHL Playoffs as selected by the media. Gretzky, a native of Brantford, graduated from the Sault Ste. Marie Greyhounds to become the most prolific scorer in the history of the National Hockey League. The League created the award in tribute of 'The Great One' shortly after he announced his retirement from the NHL in 1999.

SEASON PLAYER, TEAM

1999 Justin Papineau, Belleville
2000 Brian Finley, Barrie
2001 Seamus Kotyk, Ottawa
2002 Brad Boyes, Erie
2003 Derek Roy, Kitchener
2004 Martin St. Pierre, Guelph
2005 Corey Perry, London
2006 Daniel Ryder, Peterborough
2007 Marc Staal, Sudbury
2008 Justin Azevedo, Kitchener

SEASON PLAYER, TEAM

2009 Taylor Hall, Windsor
2010 Adam Henrique, Windsor
2011 Robby Mignardi, Owen Sound
2012 Austin Watson, London
2013 Bo Horvat, London
2014 Robby Fabbri, Guelph
2015 Connor McDavid, Erie
2016 Mitch Marner, London
2017 Warren Foegele, Erie
2018 Robert Thomas, Hamilton

THE MEMORIAL CUP

The Memorial Cup, which has been in competition since 1919, was presented in commemoration of the many great Canadian hockey players who paid the supreme sacrifice in defence of their country in the First World War.

Initially the symbol of the national junior championship, the Cup later signified Junior "A" supremacy beginning in 1934 and Major Junior supremacy in 1971. Competing for it annually are the Western, Quebec Major Junior and Ontario Hockey Leagues. The winners of the three leagues, along with the host club, compete in the Memorial Cup tournament.

The Memorial Cup has been won by Ontario based teams 50 times during its 100 years of competition.

YEAR	CHAMPION	COACH	RUNNER-UP	YEAR	CHAMPION	COACH	RUNNER-UP
1919	Univ. of Toronto Schools	Frank Carroll	Regina Patricias	1969	Montreal Junior Canadiens	Roger Bedard	Regina Patricias
1920	Toronto Canoe Club	Ron Carroll	Selkirk Juniors	1970	Montreal Junior Canadiens	Roger Bedard	Weyburn Red Wings
1921	Winnipeg Falcons	Connie Neal	Stratford Midgets	1971	Quebec Remparts	Maurice Filion	Edmonton Oil Kings
1922	Fort Williams War Veterans	Stan Bliss	Regina Patricias	1972	Cornwall Royals	Orval Tessier	Peterborough Petes
1923	Univ. of Manitoba Winnipeg	Hal Moulden	Kitchener Greenshirts	1973	Toronto Marlboros	George Armstrong	Quebec Remparts
1924	Owen Sound Greys	Jim Jamieson	Calgary Canadians	1974	Regina Pats	Bob Turner	Quebec Remparts
1925	Regina Pats	Al Ritchie	Aura Lee	1975	Toronto Marlboros	George Armstrong	New West. Bruins
1926	Calgary Canadians	Eddie Paulin	Queens U. Queens	1976	Hamilton Fincups	Bert Templeton	New West. Bruins
1927	Owen Sound	Hancock/Spratt	Port Arthur W. End Jrs.	1977	New Westminster Bruins	Ernie McLean	Ottawa 67's
1928	Regina Monarchs	Howie Milne	Ottawa Gunners	1978	New Westminster Bruins	Ernie McLean	Peterborough Petes
1929	Toronto Marlboros	Frank Selke	Elmwood Millionaires	1979	Peterborough Petes	Gary Green	Brandon Wheat Kings
1930	Regina Pats	Al Ritchie	West Toronto	1980	Cornwall Royals	Doug Carpenter	Peterborough Petes
1931	Winnipeg Elmwoods	Jack Hughes	Ottawa Primroses	1981	Cornwall Royals	Bob Kilger	Kitchener Rangers
1932	Sudbury Wolves	Sam Rothschild	Winnipeg Monarchs	1982	Kitchener Rangers	Joe Crozier	Sherbrooke Castors
1933	Newmarket	Bill Hancock	Regina Patricias	1983	Portland Winter Hawks	Ken Hodge	Oshawa Generals
1934	Toronto St. Michael's	R. LaFlamme	Edmonton Athletics	1984	Ottawa 67's	Brian Kilrea	Kitchener Rangers
1935	Winnipeg Monarchs	Harry Neil	Sudbury Cub Wolves	1985	Prince Albert Raiders	Terry Simpson	Shawinigan Cataractes
1936	West Toronto Redmen	Clarence Day	Saskatoon Wesleys	1986	Guelph Platers	Jacques Martin	Hull Olympiques
1937	Winnipeg Monarchs	Harry Neil	Copper Cliff Redmen	1987	Medicine Hat Tigers	Bryan Maxwell	Oshawa Generals
1938	St. Boniface Seals	Mike Kryschuck	Oshawa Generals	1988	Medicine Hat Tigers	Barry Melrose	Windsor Spitfires
1939	Oshawa Generals	Tracy Shaw	Edmonton Ath. Club	1989	Swift Current Broncos	Graham James	Saskatoon Blades
1940	Oshawa Generals	Tracy Shaw	Kenora Thistles	1990	Oshawa Generals	Rick Carnacchia	Kitchener Rangers
1941	Winnipeg Rangers	L. Northcott	Montreal Royals	1991	Spokane Chiefs	Bryan Maxwell	Drummondville Voltigeurs
1942	Portage La Prairie	Staff Sgt. Bell	Oshawa Generals	1992	Kamloops Blazers	Tom Renney	S.S. Marie Greyhounds
1943	Winnipeg Rangers	Bob Kinnear	Oshawa Generals	1993	Sault Ste. Marie Greyhounds	Ted Nolan	Peterborough Petes
1944	Oshawa Generals	Charlie Conacher	Trail Smoke Eaters	1994	Kamloops Blazers	Don Hay	Laval Titan
1945	Toronto St. Michael's	Joe Primeau	Moose Jaw Canucks	1995	Kamloops Blazers	Don Hay	Detroit Jr. Red Wings
1946	Winnipeg Monarchs	Walter Monson	Toronto St. Michael's	1996	Granby Predateurs	Michel Therrien	Peterborough Petes
1947	Toronto St. Michael's	Joe Primeau	Moose Jaw Canucks	1997	Hull Olympiques	Claude Julien	Lethbridge Hurricanes
1948	Port Arthur West End Bruins	Ed Lauzon	Barrie Flyers	1998	Portland Winterhawks	Brent Peterson	Guelph Storm
1949	Montreal Royals	Tag Miller	Brandon Wheat Kings	1999	Ottawa 67's	Brian Kilrea	Calgary Hitmen
1950	Montreal Canadiens	Sam Pollock/Bill Reay	Regina Pats	2000	Rimouski Oceanic	Doris Labonte	Barrie Colts
1951	Barrie Flyers	Leighton Emms	Winnipeg Monarchs	2001	Red Deer Rebels	Brent Sutter	Val d'Or Foreurs
1952	Guelph Biltmores	Alf Pike	Regina Pats	2002	Kootenay Ice	Ryan McGill	Victoriaville Tigres
1953	Barrie Flyers	Leighton Emms	St. Boniface Canadiens	2003	Kitchener Rangers	Peter DeBoer	Hull Olympiques
1954	St. Catharines Tee Pee's	Rudy Pilous	Edmonton Oil Kings	2004	Kelowna Rockets	Marc Habscheid	Gatineau Olympiques
1955	Toronto Marlboros	Walter Broda	Regina Pats	2005	London Knights	Dale Hunter	Rimouski Oceanic
1956	Toronto Marlboros	Walter Broda	Regina Pats	2006	Quebec Remparts	Patrick Roy	Moncton Wildcats
1957	Flin Flon Bombers	Bobby Kirk	Ottawa Canadiens	2007	Vancouver Giants	Don Hay	Medicine Hat Tigers
1958	Ottawa-Hull Canadiens	Scotty Bowman	Regina Patricias	2008	Spokane Chiefs	Bill Peters	Kitchener Rangers
1959	Winnipeg Braves	Bill Allum	Peterborough TPT Petes	2009	Windsor Spitfires	Bob Boughner	Kelowna Rockets
1960	St. Catharines Tee Pee's	Max Kaminsky	Edmonton Oil Kings	2010	Windsor Spitfires	Bob Boughner	Brandon Wheat Kings
1961	Toronto St. Michael's	Father D. Bower	Edmonton Oil Kings	2011	Saint John Sea Dogs	Gerard Gallant	Miss. St. Michael's Majors
1962	Hamilton Red Wings	Eddie Bush	Edmonton Oil Kings	2012	Shawinigan Cataractes	Eric Veilleux	London Knights
1963	Edmonton Oil Kings	Buster Brayshaw	Niagara Falls Flyers	2013	Halifax Mooseheads	Dominique Ducharme	Portland Winterhawks
1964	Toronto Marlboros	Jim Gregory	Edmonton Oil Kings	2014	Edmonton Oil Kings	Derek Laxdal	Guelph Storm
1965	Niagara Falls Flyers	Bill Long	Edmonton Oil Kings	2015	Oshawa Generals	DJ Smith	Kelowna Rockets
1966	Edmonton Oil Kings	Ray Kinasewich	Oshawa Generals	2016	London Knights	Dale Hunter	Rouyn-Noranda Huskies
1967	Toronton Marlboros	Gus Bodnar	Port Arthur Mers	2017	Windsor Spitfires	Rockey Thompson	Erie Otters
1968	Niagara Falls Flyers	Paul Emms	Estevan Bruins	2018	Acadie-Bathurst Titan	Mario Pouliot	Regina Pats

MEMORIAL CUP ALL-STAR TEAMS

2018	Max Paddock, Regina	2007	Matt Keefley, Medicine Hat	1996	Frederic Deschenes, Granby
Defence	Noah Dobson, Acadie-Bathurst	Defence	Cody Franson, Vancouver	Defence	Wade Redden, Brandon
Defence	Josh Mahura, Regina	Defence	Brandon Mikkelsen, Vancouver	Defence	Jason Doig, Granby
Forward	Sam Steel, Regina	Forward	Darren Helm, Medicine Hat	Centre	Xavier Delisle, Granby
Forward	Jeffrey Truchon-Viel, Acadie-Bathurst	Forward	Michal Repik, Vancouver	Left Wing	Philippe Audet, Granby
Forward	Samuel Asselin, Acadie-Bathurst	Forward	Milan Lucic, Vancouver	Right Wing	Cameron Mann, Peterborough
2017		2006		1995	
Goal	Michael DiPietro, Windsor	Goal	Cedrick Desjardins, Quebec	Goal	Jason Sual, Detroit
Defence	Darren Raddysch, Erie	Defence	Paul Albers, Vancouver	Defence	Nolan Baumgartner, Kamloops
Defence	Mikhail Sergeichev, Windsor	Defence	Michal Sarsan, Quebec	Defence	Bryan McCabe, Brandon
Forward	Gabriel Viardot, Windsor	Forward	Alexander Radulov, Quebec	Centre	Darcy Tucker, Kamloops
Forward	Alex DeBriencot, Erie	Forward	Gilbert Brule, Vancouver	Left Wing	Sean Haggerty, Detroit
Forward	Taylor Raddysch, Erie	Forward	Adam Pineault, Moncton	Right Wing	Shane Doan, Kamloops
2016		2005		1994	
Goal	Tyler Parsons, London	Goal	Adam Dennis, London	Goal	Eric Fichaud, Chicoutimi
Defence	Olli Juolevi, London	Defence	Danny Syvret, London	Defence	Aaron Keller, Kamloops
Defence	Haydn Fleury, Red Deer	Defence	Mario Scalzo Jr., Rimouski	Defence	Nolan Baumgartner, Kamloops
Forward	Mitch Marner, London	Forward	Corey Perry, London	Centre	Darcy Tucker, Kamloops
Forward	Christian Dvorak, London	Forward	Danny Fritsche, London	Left Wing	Alain Cote, Laval
Forward	Tim Meier, Rouyn-Noranda	Forward	Sidney Crosby, Rimouski	Right Wing	Rad Stevens, Kamloops
2015		2004		1993	
Goal	Ken Appleby, Oshawa	Goal	Kelly Guard, Kelowna	Goal	Kevin Hodson, Sault Ste. Marie
Defence	Madison Bowey, Kelowna	Defence	Doug O'Brien, Gatineau	Defence	Michael Gaul, Laval
Defence	Ryan Graves, Quebec	Defence	Shea Weber, Kelowna	Defence	Drew Bannister, Sault Ste. Marie
Forward	Nick Merkley, Kelowna	Forward	Jean Michel Daoust, Gatineau	Centre	Ralph Intranuova, Sault Ste. Marie
Forward	Michael McCarron, Oshawa	Forward	Clarke MacArthur, Medicine Hat	Left Wing	Chad Penney, Sault Ste. Marie
Forward	Michael Dal Colle, Oshawa	Forward	Randall Gelech, Kelowna	Right Wing	Martin Lapointe, Laval
2014		2003		1992	
Goal	Antoine Bibeau, Val-d'Or	Goal	Scott Dickie, Kitchener	Goal	Corey Hirsch, Kamloops
Defence	Cody Corbett, Edmonton	Defence	Steve Eminger, Kitchener	Defence	Scott Niedermayer, Kamloops
Defence	Matt Finn, Guelph	Defence	Doug O'Brien, Hull	Defence	Drew Bannister, Sault Ste. Marie
Forward	Edgars Kulda, Edmonton	Forward	Derek Roy, Kitchener	Centre	Colin Miller, Sault Ste. Marie
Forward	Kerby Rychel, Guelph	Forward	Gregory Campbell, Kitchener	Left Wing	Mike Mathers, Kamloops
Forward	Henrik Samuelsson, Edmonton	Forward	Mike Richards, Kitchener	Right Wing	Turner Stevenson, Seattle
2013		2002		1991	
Goal	Zachary Fucale, Halifax	Goal	T.J. Aceti, Erie	Goal	Felix Potvin, Chicoutimi
Defence	Derrick Pouliot, Portland	Defence	Danny Groulx, Victoriaville	Defence	Patrice Brisebois, Drummondville
Defence	Konrad Abeltshauser, Halifax	Defence	Kevin Dallman, Guelph	Defence	Brad Tiley, Sault Ste. Marie
Forward	Nathan MacKinnon, Halifax	Forward	Colin Sinclair, Kootenay	Centre	Ray Whitney, Spokane
Forward	Martin Frk, Halifax	Forward	Cory Pecker, Erie	Left Wing	Brend Thurston, Spokane
Forward	Ty Rattie, Portland	Forward	Matthew Lombardi, Victoriaville	Right Wing	Pat Falloon, Spokane
2012		2001		1990	
Goal	Michael Houser, London	Goal	Maxime Daigneault, Val d'Or	Goal	Mike Torchia, Kitchener
Defence	Jarrod Tinordi, London	Defence	Paul Elliott, Regina	Defence	Cory Keenan, Kitchener
Defence	Brandon Gormley, Shawinigan	Defence	Chris Lyness, Val D. Ross Lupaschuk, RD	Defence	Paul O'Hagan, Oshawa
Forward	Austin Watson, London	Forward	Brent Lysak, Regina	Centre	Eric Lindros, Oshawa
Forward	Michael Chaput, Shawinigan	Forward	Simon Gamache, Val d'Or	Left Wing	Iain Fraser, Oshawa
Forward	Henrik Samuelsson, Edmonton	Forward	Kyle Wanvig, Red Deer	Right Wing	Steven Rice, Kitchener
2011		2000		1989	
Goal	Jordan Binnington, Owen Sound	Goal	Sebastien Caron, Rimouski	Goal	Mike Greenlay, Saskatoon
Defence	Stuart Percy, Mississauga	Defence	Michel Periard, Rimouski	Defence	Dan Lambert, Swift Current
Defence	Nathan Beaulieu, Saint John	Defence	Eric Reitz, Barrie	Defence	Ken Sutton, Saskatoon
Forward	Andrew Shaw, Owen Sound	Forward	Brad Richards, Rimouski	Centre	Tim Tisdale, Swift Current
Forward	Devante Smith-Pelly, Mississauga	Forward	Jaraj Kolnik, Rimouski	Left Wing	Neil Carnes, Laval
Forward	Jonathan Huberdeau, Saint John	Forward	Sheldon Keefe, Barrie	Right Wing	Sheldon Kennedy, Swift Current
2010		1999		1988	
Goal	Martin Jones, Calgary	Goal	Cory Campbell, Belleville	Goal	Mark Fitzpatrick, Medicine Hat
Defence	Travis Hamonic, Brandon	Defence	Nick Boynton, Ottawa	Defence	Dean Chynoweth, Medicine Hat
Defence	Cam Fowler, Windsor	Defence	Matt Kinch, Calgary	Defence	Darryl Shannon, Windsor
Forward	Taylor Hall, Windsor	Forward	Glenn Crawford, Belleville	Centre	Rob Dimaggio, Medicine Hat
Forward	Jimmy Bubnick, Calgary	Forward	Joe Talbot, Ottawa	Left Wing	Darrin Shannon, Windsor
Forward	Matt Calvert, Brandon	Forward	Pavel Brendl, Calgary	Right Wing	Trevor Linden, Medicine Hat
2009		1998		1987	
Goal	Marco Cousineau, Drummondville	Goal	Chris Madden, Guelph	Goal	Mark Fitzpatrick, Medicine Hat
Defence	Ryan Ellis, Windsor	Defence	Brad Ference, Spokane	Defence	Wayne McBean, Medicine Hat
Defence	Tyler Myers, Kelowna	Defence	Francis Lessard, Val d'Or	Defence	Gordon Murphy, Oshawa
Forward	Taylor Hall, Windsor	Forward	Andrei Podkanczyk, Portland	Centre	Jeff Wenosa, Medicine Hat
Forward	Jamie Benn, Kelowna	Forward	Manny Malhotra, Guelph	Left Wing	Dale Kushner, Medicine Hat
Forward	Patrice Cormier, Rimouski	Forward	Marian Hossa, Portland	Right Wing	Guy Phillips, Medicine Hat
2008		1997		1986	
Goal	Dustin Tokarski, Spokane	Goal	Christian Bronsard, Hull	Goal	Steve Guenette, Guelph
Defence	Justin Falk, Spokane	Defence	Chris Phillips, Lethbridge	Defence	Steve Chiasson, Guelph
Defence	Ben Shotton, Kitchener	Defence	Jan Snopek, Oshawa	Defence	Ron Shudra, Kamloops
Forward	Justin Azevedo, Kitchener	Centre	Christian Dube, Hull	Centre	Guy Rouleau, Hull
Forward	Mitch Wahl, Spokane	Left Wing	Byron Ritchie, Lethbridge	Left Wing	Luc Robitaille, Hull
Forward	Drayson Bowman, Spokane	Right Wing	Martin Menard, Hull	Right Wing	Bob Foglietta, Portland

MEMORIAL CUP AWARD WINNERS

STAFFORD SMYTHE MEMORIAL TROPHY (MOST VALUABLE PLAYER)

1975 Barry Smith, New Westminster (WCHL)
1976 Dale McCourt, Hamilton (OHL)
1977 Barry Beck, New Westminster (WCHL)
1978 Stan Smyl, New Westminster (WCHL)
1979 Bart Hunter, Brandon (WHL)
1980 Dave Ezard, Cornwall (QMJHL)
1981 Dale Hawerchuk, Cornwall (QMJHL)
1982 Sean McKenna, Sherbrooke (QMJHL)
1983 Alfie Tortotte, Portland (WHL)
1984 Adam Creighton, Ottawa (OHL)
1985 Dan Hodgson, Prince Albert (WHL)
1986 Steve Chiasson, Guelph (OHL)
1987 Wayne McBean, Medicine Hat (WHL)
1988 Rob Dimairo, Medicine Hat (WHL)
1989 Dan Lambert, Swift Current (WHL)
1990 Iain Fraser, Oshawa (OHL)
1991 Pat Falloon, Spokane (WHL)
1992 Scott Niedermayer, Kamloops (WHL)
1993 Ralph Intranuovo, Sault Ste. Marie (OHL)
1994 Darcy Tucker, Kamloops (WHL)
1995 Shane Doan, Kamloops (WHL)
1996 Cameron Mann, Peterborough (OHL)
1997 Christian Dube, Hull (QMJHL)
1998 Chris Madden, Guelph (OHL)
1999 Nick Boynton, Ottawa (OHL)
2000 Brad Richards, Rimouski (QMJHL)
2001 Kyle Wanvig, Red Deer (WHL)
2002 Danny Groulx, Victoriaville (QMJHL)
2003 Derek Roy, Kitchener (OHL)
2004 Kelly Guard, Kelowna (WHL)
2005 Corey Perry, London (OHL)
2006 Alexander Radulov, Quebec (QMJHL)
2007 Milan Lucic, Vancouver (WHL)
2008 Dustin Tokarski, Spokane (WHL)
2009 Taylor Hall, Windsor (OHL)
2010 Taylor Hall, Windsor (OHL)
2011 Jonathan Huberdeau, Saint John (QMJHL)
2012 Michael Chaput, Shawinigan (QMJHL)
2013 Nathan MacKinnon, Halifax (QMJHL)
2014 Edgars Kulda, Edmonton (WHL)
2015 Leon Draisaitl, Kelowna (WHL)
2016 Mitch Marner, London (OHL)
2017 Dylan Strome, Erie (OHL)
2018 Sam Steel, Regina (WHL)

GEORGE PARSONS TROPHY (SPORTSMANSHIP)

1975 John Smrke, Toronto (OHL)
1976 Richard Shinske, New Westminster (WCHL)
1977 Bob Smith, Ottawa (OHL)
1978 Mark Kirton, Peterborough (OHL)
1979 Chris Halyk, Peterborough (OHL)
1980 Dale Hawerchuk, Cornwall (QMJHL)
1981 Mark Morrison, Victoria (WHL)
1982 Brian Bellows, Kitchener (OHL)
1983 David Gans, Oshawa (OHL)
1984 Brian Wilks, Kitchener (OHL)
1985 Tony Grenier, Prince Albert (WHL)
1986 Kerry Huffman, Guelph (OHL)
1987 Scott McCrory, Oshawa (OHL)
1988 Martin Gelinis, Hull (QMJHL)
1989 Jamey Hicks, Peterborough (OHL)

1990 Jason Firth, Kitchener (OHL)
1991 Ray Whitney, Spokane (WHL)
1992 Colin Miller, Sault Ste. Marie (OHL)
1993 Jason Dawe, Peterborough (OHL)
1994 Yannick Dube, Laval (QMJHL)
1995 Jarome Iginla, Kamloops (WHL)
1996 Mike Williams, Peterborough (OHL)
1997 Radoslav Suchy, Chicoutimi (QMJHL)
1998 Manny Malhotra, Guelph (OHL)
1999 Brian Campbell, Ottawa (OHL)
2000 Brandon Reid, Halifax (QMJHL)
2001 Brandon Reid, Val d'Or (QMJHL)
2002 Tomas Plihal, Kootenay (WHL)
2003 Gregory Campbell, Kitchener (OHL)
2004 Josh Gorges, Kelowna (WHL)
2005 Marc-Antoine Pouliot, Rimouski (QMJHL)
2006 Jerome Samson, Moncton (QMJHL)
2007 Brennan Bosch, Medicine Hat (WHL)
2008 Matt Halischuk, Kitchener (OHL)
2009 Yannick Riendeau, Drummondville (QMJHL)
2010 Toni Rajala, Brandon (WHL)
2011 Marc Cantin, Mississauga (OHL)
2012 Zack Phillips, Saint John (QMJHL)
2013 Bo Horvat, London (OHL)
2014 Curtis Lazar, Edmonton (WHL)
2015 Alexis Loiseau, Rimouski (QMJHL)
2016 Francis Perron, Rouyn-Noranda (QMJHL)
2017 Anthony Cirelli, Erie (OHL)
2018 Adam Holwell, Acadie-Bathurst (QMJHL)

HAP EMMS MEMORIAL TROPHY (OUTSTANDING GOALTENDER)

1975 Gary Carr, Toronto (OHL)
1976 Maurice Barrett, Quebec (QMJHL)
1977 Pat Riggan, Ottawa (OHL)
1978 Ken Elacott, Peterborough (OHL)
1979 Bart Hunter, Brandon (WHL)
1980 Rick LaFerriere, Peterborough (OHL)
1981 Corrado Micallef, Cornwall (QMJHL)
1982 Michel Morissette, Sherbrooke (QMJHL)
1983 Mike Vernon, Portland (WHL)
1984 Darren Pang, Ottawa (OHL)
1985 Ward Komonosky, Prince Albert (WHL)
1986 Steve Guenette, Guelph (OHL)
1987 Mark Fitzpatrick, Medicine Hat (WHL)
1988 Mark Fitzpatrick, Medicine Hat (WHL)
1989 Mike Greenlay, Saskatoon (WHL)
1990 Mike Torchia, Kitchener (OHL)
1991 Felix Potvin, Chicoutimi (QMJHL)
1992 Corey Hirsch, Kamloops (WHL)
1993 Kevin Hodson, Sault Ste. Marie (OHL)
1994 Eric Fichaud, Chicoutimi (QMJHL)
1995 Jason Saal, Detroit (OHL)
1996 Frederic Deschenes, Grandby (QMJHL)
1997 Christian Bronsard, Hull (QMJHL)
1998 Chris Madden, Guelph (OHL)
1999 Cory Campbell, Belleville (OHL)
2000 Sebastien Caron, Rimouski (QMJHL)
2001 Maxime Daigneault, Val d'Or (QMJHL)
2002 T.J. Aceti, Erie (OHL)
2003 Scott Dickie, Kitchener (OHL)
2004 Kelly Guard, Kelowna (WHL)
2005 Adam Dennis, London (OHL)
2006 Cedrick Desjardins, Quebec (QMJHL)

2007 Matt Keetley, Medicine Hat (WHL)
2008 Dustin Tokarski, Spokane (WHL)
2009 Marco Cousineau, Drummondville (QMJHL)
2010 Martin Jones, Calgary (WHL)
2011 Jordan Binnington, Owen Sound (OHL)
2012 Gabriel Girard, Shawinigan (QMJHL)
2013 Andrey Makarov, Saskatoon (WHL)
2014 Antoine Bibeau, Val-d'Or (QMJHL)
2015 Ken Appleby, Oshawa (OHL)
2016 Tyler Parsons, London (OHL)
2017 Michael DiPietro, Windsor (OHL)
2018 Kaden Fulcher, Hamilton (OHL)

ED CHYROWETH TROPHY (LEADING SCORER)

1996 Philippe Audet, Granby (QMJHL)
1997 Christian Dube, Hull (QMJHL)
1998 Andrej Podkonicky, Portland (WHL)
1999 Justin Davis, Ottawa (OHL)
2000 Ramzi Abid, Halifax (QMJHL)
2001 Simon Gamahe, Val d'Or (QMJHL)
2002 Matthew Lombardi, Victoriaville (QMJHL)
2003 Gregory Campbell, Kitchener (OHL)
2004 Doug O'Brien, Gatineau (QMJHL)
2005 Sidney Crosby, Rimouski (QMJHL)
2006 Gilbert Brule, Vancouver (WHL)
2007 Michal Repik, Vancouver (WHL)
2008 Justin Azevedo, Kitchener (OHL)
2009 Jamie Benn, Kelowna (WHL)
2010 Taylor Hall, Windsor (OHL)
2011 Andrew Shaw, Owen Sound (OHL)
2012 Michael Chaput, Shawinigan (QMJHL)
2013 Nathan MacKinnon, Halifax (QMJHL)
2014 Henrik Samuelsson, Edmonton (WHL)
2015 Leon Draisaitl, Kelowna (WHL)
2016 Mitch Marner, London (OHL)
2017 Dylan Strome, Erie (OHL)
2018 Sam Steel, Regina (WHL)

MEMORIAL CUP RECORDS (since the introduction of the round robin format in 1972)

TEAM

Most Championships

- 3 Cornwall Royals (1972, 1980, 1981), Kamloops Blazers (1992, 1994, 1995), Windsor Spitfires (2009, 2010, 2017)

Most Championships (franchise)

- 5 New Westminster/Kamloops (1977, '78-'92, '94, '95)

Most Consecutive Championships

- 2 New Westminster Bruins (1977, '78); Cornwall Royals (1980, '81); Medicine Hat Tigers (1987, '88); Kamloops Blazers (1994, '95); Windsor Spitfires (2009, '10)

Most Tournament Appearances

- 8 Peterborough Petes (1972, '78, '79, '80, '89, '93, '96, '06),
7 Gatineau Olympiques (Hull) (1986, '88, '95, '97, 2003, '04, '08)
6 Kamloops (1984, '86, '90, '92, '94, '95), Kitchener (1981, '82, '84, '90, '03, '08),
Quebec (1973, '74, '76, 2003, '06, '15)
5 Laval (1983, '89, '90, '93, '94), Oshawa (1983, '87, '90, '97, '15), London (2005, '12, '13, '14, '16),
Brandon (1979, '95, '96, '10, '16), Kelowna (2003, '04, '05, '09, '15)

Most Appearances (franchise)

- 10 New Westminster/Kamloops (1975, '76, '77, '78, '84, '86, '90, '92, '94, '95)

Most Consecutive Appearances

- 4 New Westminster Bruins (1975, '76, '77, '78).
3 Peterborough (1978, '79, '80), Sault Ste. Marie (1991, '92, '93), London (2012, '13, '14), Kelowna (2003, '04, '05)

Most Final Game Appearances

- 6 Peterborough Petes (1972, '78, '79, '80, '93, '96), Kitchener Rangers (1981, '82, '84, '90, '03, '08)
4 New Westminster Bruins (1975, '76, '77, '78), Oshawa (1983, 1987, 1990, 2015), Windsor (1988, '09, '10, '17)

Most Tournament Wins

- 20 Peterborough Petes (8 appearances, 37 games)
17 Kitchener Rangers (6 appearances, 28 games)
15 Kamloops Blazers (6 appearances, 25 games), Windsor Spitfires (4 appearances, 18 games)

Longest Winning Streak (Games)

- 12 Kamloops Blazers (1992, 1994 and 1995); Windsor Spitfires (2009, 2010 and 2017)
6 Medicine Hat Tigers (1987-1988)

SINGLE SERIES

Most Goals

- 29 Prince Albert Raiders, 1985 (5 games)
28 Windsor Spitfires, 2010 (4 games)

Most Goals Against

- 28 Cornwall Royals, 1980 (5 games)
27 Brandon Wheat Kings, 2010 (5 games)

Most Goals Scored by All Teams

- 86 1983 at Portland (Portland-28, Oshawa-28, Verdun-16, Lethbridge-14) - 8 games.

Most Shutouts (all teams)

- 2 1994 at Laval (Steve Passmore, Kamloops 5-0 vs. Chicoutimi, Éric Fichaud, Chicoutimi 2-0 vs. Laval);
1996 at Peterborough (Frédéric Deschênes, Granby 8-0 vs. Guelph, 4-0 vs. Peterborough)

Most Goals, One Game, One Team

- 12 Erie, May 22, 2017 vs. Saint John Sea Dogs (Erie 12, Saint John 5)
11 Quebec, May 10, 1974 vs. St. Catharines (Quebec 11, St. Catharines 3);
Regina, May 8, 1980 vs. Cornwall (Regina 11, Cornwall 2).

Most Shots on Goal One Game

- 64 Kelowna, May 22, 2005 vs. Ottawa (Ottawa 3, Kelowna 2 OT)

Fastest Three Goals

- 0:38 New Westminster, May 11, 1978 vs. Trois Rivières (New Westminster 6, Trois Rivières 3). Scorers - Scott McLeod at 6:03, Ken Barry at 6:21 and Scott McLeod at 6:41 second period; Windsor, May 21, 2017 vs. Seattle (Windsor 7, Seattle 1) Scorers were Graham Knott at 4:48, Julius Nattinen at 5:09 and Logan Brown at 5:26, first period.

Longest Game

- 102:42 May 23, 2014, Edmonton 4-3 vs Val-d'Or in Semi-Finals (3OT).
95:41 May 22, 2005 Ottawa 3 - Kelowna 2 (2OT) (Round Robin)
85:34 May 24, 2000 Barrie 3 - Kootenay 2 (2OT) (Round Robin)
84:16 May 10, 1990, Oshawa 5 vs. Kitchener 4 (2OT) (Round Robin).

INDIVIDUAL

Most Memorial Cups Won (player)

- 3 Ryan Huska, Kamloops, 1992, '94 & '95; Tyson Nash, Kamloops, 1992, '94 & '95; Darcy Tucker, Kamloops, 1992, '94 & '95; Robert Savard, Cornwall, 1980, '81 & Kitchener '82.

Most Memorial Cups Won (Coach)

- 3 Don Hay, Kamloops, 1995 & '96 and Vancouver 2007.
- 2 Tracy Shaw, Oshawa, 1939 & '40; Joe Primeau, 1945 & '47; Leighton 'Hap' Emms, 1951 & '53; Walton 'Turk' Broda, Toronto Marlboros, 1955 & '56; Roger Bédard, Montréal, 1969 & '70; George Armstrong, Toronto Marlboros, 1973 & '75; Ernie McLean, New Westminster, 1977 & '78; Bryan Maxwell, Medicine Hat, 1987 & Spokane 1991; Brian Kilrea, Ottawa 1984 & '99; Bob Boughner (2009, 2010); Dale Hunter (2005, 2016)

Most Memorial Cups Won (Manager)

- 3 Matt Leyden, Oshawa, 1939, '40 & '44; Bob Brown, Kamloops, 1992, '94 & '95; Warren Rychel, Windsor, 2009, '10 & '17

SINGLE SERIES

Most Goals

- 8 Dale Hawerchuk, Cornwall, 1981; Luc Robitaille, Hull 1986; Pat Falloon, Spokane, 1991.

Most Assists

- 13 Dan Hodgson, Prince Albert, 1985.

Most Points

- 16 Jeff Larmer, Kitchener, 1982; Guy Rouleau, Hull, 1986.

Most Penalty Minutes

- 63 Kerry Toporowski, Spokane, 1991.

Most Game Winning Goals

- 3 Rick Kowalsky, Sault Ste. Marie, 1993; Zac Boyer, Kamloops, 1992, Cameron Mann, Peterborough, 1996.

Most Shutouts

- 2 Frédéric Deschênes, Granby (May 11, 1996 vs. Guelph, 8-0 and May, 19, 1996 vs. Peterbrough 4-0).

Best Goals Against Average

- 0.75 Kelly Guard, Kelowna, 2004
- 1.58 Adam Dennis, London, 2005
- 1.67 Richard Brodeur, Cornwall, 1972; Trevor Kidd, Spokane, 1991.

Most Minutes Played, Goaltender

- 372 Andrew Engelage, Windsor, 2009 (6 games)
- 354 Mike Torchia, Kitchener, 1990 (5 games)

SINGLE GAME

Most Goals

- 5 Bruce Boudreau, Toronto, May 9, 1975 vs. Sherbrooke (Toronto 10, Sherbrooke 4)

Most Assists

- 5 Dan Hodgson, Prince Albert, May 14, 1985 vs. S.S. Marie (Prince Albert 8, S.S. Marie 6); Sam Steel, Regina, May 23, 2018 vs. Swift Current (Regina 6, Swift Current 5); Jonathan Drouin, Halifax, May 26, 2013 vs. Portland (Halifax 6, Portland 4)

Most Points

- 7 Dylan Strome, Erie, May 22, 2017 vs. Saint John (4 goals, 3 assists; Erie 12, Saint John 5)
- 6 Joe Contini, Hamilton, May 12, 1976 vs. New Westminster (3 goals, 3 assists; Hamilton 8, New Westminster 4); Guy Rouleau, Hull, (twice) May 10, 1986 vs. Portland (3 goals, 3 assists; Hull 7, Portland 5) and May 16, 1986 vs. Kamloops (2 goal, 4 assists; Hull 9, Kamloops 3); Mike Mathers, Kamloops, May 16, 1992 vs. Seattle (3 goals, 3 assists; Kamloops 8, Seattle 3); Taylor Raddysh, Erie, May 22, 2017 vs. Saint John (2 goals, 4 assists; Erie 12, Saint John 5)

Fastest Opening Goal (first period)

- 0:11 Brian Bellows, Kitchener, May 9, 1982 vs. Portland (Kitchener 9, Portland 2)

Fastest Period Goal (other than first period)

- 0:06 Everett Sanipass, Verdun, May 12, 1985 vs. Sault Ste. Marie, third period (Sault Ste. Marie 6, Verdun 3).

Fastest Overtime Goal

- 0:20 Keith Crowder, Peterborough, May 10, 1978 vs. New Westminster (Peterborough 4, New Westminster 3)

Fastest Two Goals (by one player)

- 0:08 Joe Contini, Hamilton, May 12, 1976 vs. New Westminster, at 8:57 and 9:05, first period (Ham. 8, New West. 4)

Fastest Three Goals (by one player)

- 1:12 Joe Contini, Hamilton, May 12, 1976 vs. New Westminster at 7:53, 8:57 and 9:05, first period

ONTARIO BASED TEAMS TO WIN THE MEMORIAL CUP

1919 - UNIVERSITY OF TORONTO SCHOOLS

Jack Aggett, Donald Gunn, Steve Greey, Don Jeffrey, Richard Kearns, Duncan Dunc Munroe, Langton Rowell, Joe Sullivan, W.R. Baker (manager), Frank Carroll (coach).

1920 - TORONTO CANOE CLUB PADDLERS

Harold Applegath, Billy Burch, Lionel Conacher, Sydney Hueston, Cyril J.Kelly, Francis McCurry, John A. Mollenhauer, Frank Moore, Wilfred White, Roy Worters, Cyril Reid (manager), Dick Carroll (coach).

1922 - FORT WILLIAM WAR VETERANS

Walter Adams (Captain), Johnny Bates, Jerry Bourke, Ted D'Arcy, John "Chic" Enwright, Alex Philips, Fred Thornes, Clark Whyte, Stan Bliss (manager, coach).

1924 - OWEN SOUND GREYS

Johny "Dutch" Cain, George Elliott, Bev Flority, Ted Graham, Mel "Butch" Keeling, H. Silverthorne, Headley Smith, Ralph "Cooney" Weiland, E. "Shorty" Wright, Jim Jamieson (manager), E.T. Hicks (coach).

1927 - OWEN SOUND GREYS

Johnny "Red" Beattie, Benny Grant, John Grant, Martin Lauder, Jack Markle, Harold "Shrimp" McDougall, Alvin Moore, Hillis "Paddy" Paddon, H. Smith, A. Bennett (manager), Father J. Spratt and Bill Hancock (coach).

1929 - TORONTO MARLBOROS

Eddie Convey, Charlie Conacher, Clarence Christie, Jim Darragh, Bob Gamble, Max Hackett, "Red" Horner, Harvey "Busher" Jackson, Alex Levinsky, Alf Moore, Laurie Moore, Harry Montgomery, Ellis Pringle, Frank Selke (coach).

1932 - SUDBURY CUB WOLVES

Max Bennett, Hector "Toe" Blake, Borden Caswell, Maurice Dabous, Peter Fenton, Ivan Fraser, Gordon Grant, Anthony Healey, Adelar LaFrance, Jr., Larry LaFrance, Jack McInnes, Bob McInnes, Redmond "Red" Porter-capt., A.J. Powell, Don Price, Dalton "Nakeno" Smith, Max Silverman (manager), Sam Rothschild (coach).

1933 - NEWMARKET REDMEN

Tom "Silver" Doran, Ran Forder, Frank "Chief" Huggins, Regis "Pep" Kelly, Norm Mann, Aubrey Marshall, "Red" McArthur, M. Ogilvie, Jimmy Parr, Howard Peterson, "Gar" Preston, Melville "Sparky" Vial-capt., Don Wilson, Stan Smith (manager), Bill Hancock (coach).

1934 - TORONTO ST. MICHAEL'S COLLEGE

John Acheson, Frank Bauer, Bobby Bauer, J.J. Burke, Clarence "Mickey" Drouillard, Reg Hamilton, John Hamilton, Art Jackson, Regis "Pep" Kelly, Nick Metz, Leo McLean, Harvey Teno, Don Willson, J.J. Timmons (manager), Dr. W.J. LaFlamme (coach).

1936 - WEST TORONTO REDMEN NATIONALS

Bert Conacher, Roy Conacher, Johnny "Bucky" Crawford, D. Fritz, Carl Gamble, Fred "Ginger" Hall, Robert "Red" Heron, Bill Jennings, Bob Laurent, F. Murray, Johnny "Peanut" O'Flaherty, Ted Robertson, Gord Shill, Bill Thompson, Harold Ballard (manager), Clarence "Hap" Day (coach).

1939 - OSHAWA GENERALS

Les Colvin, Don Daniels, Joe Delmonte, Jim Drummond, Gerry Kinsella, Nick Knott, Jud McAtee, Norm McAtee, Dinny McManus, Gar Peters, Roy Sawyer, Orville Smith, George "Nig" Ritchie, Billy Taylor-capt., Matt Leyden (manager), Tracy Shaw (coach).

1940 - OSHAWA GENERALS

Don Daniels, Frank Eddolls, Jack Hewson, Bud Hellyer, Nick Knott, Jud McAtee-capt., Norm McAtee, Dinny McManus, Gar Peters, George "Nig" Ritchie, Roy Sawyer, Orville Smith, Doug Turner, Ron Wilson, Wally Wilson, Matt Leyden (manager), Tracy Shaw (coach).

1944 - OSHAWA GENERALS

Bill Barker, Don Batten, Dave Bauer, Harvey Bennett, Johnny Chenier, Floyd Curry, Bob Dawes, Bill Ezinicki, Ted Lindsay, Bobby Love, Johnny Marois, Murdie McMillan, Gus Mortson, Bob Porter, Bert Shewchuk, Ken Smith, Jack Taggart, Matt Leyden (manager), Charlie Conacher (coach).

1945 - TORONTO ST. MICHAELS COLLEGE

John Arundel, John Blute, Pat Boehmer, Les Costello, Leo Gravell, Bob Gray, Johnny McCormack, Ted McLean, Jim Morrison, Gus Mortson, Bobby Paul, Joe Sadler, Phil Smith, Tod Sloan, Jimmy Thompson, Frank Turik, J. Frezell (manager), Joe Primeau (coach).

1947 - TORONTO ST. MICHAEL'S COLLEGE

Les Costello, Ray Hannigan, Ed Harrison, Howard Harvey, Len "Red" Kelly, Fleming Mackell, John McLellan, Clare Malone, Rudy Migay, Bobby Paul, Harry Psutka, Ed Sandford, John Williams, Warren Winslow, Benny Voit, Joe Primeau (coach).

1948 - PORT ARTHUR WEST END BRUINS

Fred Baccari, Barton Bradley, Lorne Chobot, Alhe Childs, Dave Creighton, Pete Durham, Bobby Fero, Bert Fonso, Alan Forslund, Art Harris, Bill Johnson, Danny Lewicki, Rudy Migay, Norval Olsen, Benny Voit, Robbie Wrightsell, Jerry Zager, E.C. Whalen (manager), Ed Lauzon (coach).

1951 - BARRIE FLYERS

Lionel Barber, Marvin Brewer, Real Chevrefils, Don Emms, Paul Emms, Bill Hagan, Lorne Howes, Leo Labine, Jack McKnight, Doug Mohns, Jim Morrison, Daniel O'Connor, Lloyd Pearsall, George Stanutz, Jerry Toppazzini, Doug Towers, Ralph Willis, Chuck Woods, Jack White, Howard Norris (manager), Leighton "Hap" Emms (coach).

1952 - GUELPH BILTMORE MAD HATTERS

Andy Bathgate, Frank Bettio, Dan Blair, Ted Brady, Marv Brewer, William Chalmers, Jim Connelly, Lou Fontinato, Aldo Guidolin, Chuck Henderson, Harry Howell, Ken Laufman, Doug Lessor, Bill McCreary, Ron Pirie, Dean Prentice, Ron Murphy, Ron Stewart, Roy Mason (manager), Alf Pike (coach).

1953 - BARRIE FLYERS

Orin Carver, Don Cherry, George Cuculik, Marv Edwards, Bill Harrington, Jack Higgins, Tim Hook, John Martan, Don McKenney, Doug Mohns, Fred Pletsch, Tony Poeta, Allen "Skip" Teal, Ken Robertson, Jim Robertson, Orval Tessier, Larry Thibault, Ralph Willis, Bob White, Howard Norris (manager), Leighton "Hap" Emms (coach).

1954 - ST. CATHARINES TEE PEES

Jack Armstrong, Hugh Barlow, Hank Ciesla, Barry Cullen, Brian Cullen, Nelson Bulloch, Jan Cushman, Marv Edwards, Jack Higgins, Cecil Hoekstra, Pete Koval, Bob Maxwell, Don McLean, Wimpy Roberts, Reg Truax, Elmer Vasko, Chester Warchol, Rudy Pilous (coach).

1955 - TORONTO MARLBOROS

John Albani, Gary Aldcorn, Bob Baun, Ron Casey, Gary Collins, Glenn Cressman, Bob Dadds, Ken Girard, Billy Harris, Gerry James, Ron Kendall, Bill Kennedy, Al MacNeil, Mike Nykoluk, Gord Onatsky, Bob Pulford, Jake Smola, Ross Sneddon, Stafford Smythe (manager), Walter "Turk" Broda (coach).

1956 - TORONTO MARLBOROS

Bob Baun, Walt Boyer, Carl Brewer, Len Broderick, Stan Buda, Charlie Burns, Ron Casey, Gary Collins, Jim Crockett, Ron Farnfield, Ken Girard, Gord Houghton, Bill Kennedy, Al MacNeil, Jim Murchie, Harry Neale, Bob Nevin, Bob Pulford, Stafford Smythe (manager), Walter "Turk" Broda (coach).

1958 - OTTAWA-HULL CANADIENS

Jon Annoble, Ralph Backstrom, Jacques Begin, Bob Boucher, Bill Carter, Claude Cyr, Dick Dawson, Claude Fournel, Bruce Gamble, Terry Gray, John Longarini, Nick Murray, Bob Olajos, Claude Richard, Bob Rousseau, Claude Ruel, Andre Tardif, Gilles Tremblay, Jean C. Tremblay, Harold White, Sam Pollock (manager), Scotty Bowman (coach).

1960 - ST. CATHARINES TEEPEES

Pete Berge, John Brenneman, Larry Burns, Pete Creco, Roger Crozier, Ray Cullen, Don Grosso, Vic Hadfield, Murray Hall, Duke Harris, Bill Ives, Carlo Longarini, Chico Maki, Terry McGuire, Rich Predovich, Pete Riddle, Doug Robinson, Bill Speer, Rudy Pilous (Manager), Max Kaminsky (Coach).

1961 - ST. MICHAEL'S MAJORS

Arnold Brown, Andre Champagne, Gerry Cheevers, Jack Cole, Paul Conlin, Terry Clancy, Bruce Draper, Dave Draper, Dave Dryden, Roger Galipeau, Paul Jackson, Larry Keenan, Duncan MacDonald, Bill MacMillan, Barry McKenzie, Peter Noakes, Terry O'Malley, Sonny Osborne, Brian Walsh, Father David Bauer (Manager, Coach).

1962 - HAMILTON RED WINGS

John "Bud" Blom, Joe Bujdoso, Bryan Campbell, Bob Dean, John Gofton, Bob Hamilton, Ron Harris, Larry Harrop, Earl Heiskala, Paul Henderson, Roger LaFreniere, Lowell MacDonald, Hubert "Pit" Martin, Jim Peters, Wayne Rivers, Bob Wall, Jack Wildfang, Larry Ziliootti, Eddie Bush (coach).

1964 - TORONTO MARLBOROS

Wayne Carleton, Andre Champagne, Jack Chipchase, Gary Dineen, Ray Dupont, Ron Ellis, Nick Harbaruk, Bill Henderson, Paul Laurent, Jim McKenny, Grant Moore, Rod Seiling, Brit Selby, Gary Smith, Peter Stemkowski, Mike Walton, Barry Watson, Ray Winterstein, Buck Houle (manager), Jim Gregory (coach).

1965 - NIAGARA FALLS FLYERS

Guy Allen, John Arbour, Steve Atkinson, Brian Bradley, Bud Debrady, Bill Goldsworthy, Andre Lejeunesse, Rick Ley, Jim Lorentz, Don Marcotte, Gilles Marotte, Rosaire Paiement, Bernard Parent, Jean Pronovost, Bobby Ring, Derek Sanderson, Mike Sherman, Ted Snell, Barry Wilkins, Dave Woodley, Leighton "Hap" Emms (manager) Bill Long (coach).

1967 - TORONTO MARLBOROS

Doug Acomb, Fred Barrett, Richie Bayes, Jim Blain, Mike Byers, Terry Caffery, Cam Crosby, Gord Davies, Gary Edwards, Chris Evans, Brian Glennie, Frank Hamill, Ken Kelly, Steve King, Tom Martin, Gerry Meehan, Cam Newton, Al Osborne, Brad Park, Mike Pelyk, Bob Whidden, John Wright, Jim Gregory (GM), Gus Bodnar (coach).

1968 - NIAGARA FALLS FLYERS

Steve Atkinson, Doug Brindley, Russ Frieson, Karl Haggarty, Doug Keeler, Mike Keeler, Rick Ley, Dan Makey, Phil Myre, Jim Notman, Phil Roberto, Ron Schwindt, Brad Selwood, Garry Swain, Don Tannahill, Dave Tataryn, Rick Thompson, Ross Webley, Tom Webster, Leighton "Hap" Emms (manager), Paul Emms (coach).

1972 - CORNWALL ROYALS

Robbie Bingley, Yvon Blais, Brian Bowles, Richard Brodeur, Stuart Davison, Robert Geoffrion, Dan Lupenette, Blair MacDonald, Tony McCarthy, Brian McCullough, Dave Johnson, Bob Murray, John Nazar, Michel Renaud, Al Sims, Ron Smith, Gerry Teeple, Kevin Tracey, Pierre Viau, John Wensink, Tom Wynne, Jim Larin (GM), Orval Tessier (coach).

1973 - TORONTO MARLBOROS

Paulin Bordeleau, Bruce Boudreau, Jim Clarke, Bob Dailey, Dick DeLoe, Kevin Devine, Wayne Dillon, Tom Edur, Dan Glugosh, Glenn Goldup, Geoff Green, Mark Howe, Marty Howe, John Hughes, Peter Marrin, Kevin Neville, Dennis O'wchar, Mike Palmateer, Brad Winton, Jeff Woodyatt, Frank Bonello (GM), George Armstrong (coach).

1975 - TORONTO MARLBOROS

John Anderson, Steve Bosco, Bruce Boudreau, Al Cameron, Gary Carr, Craig Crawford, Brian Crichton, Steve Harrison, Trevor Johansen, Bernie Johnston, Lynn Jorgenson, Mike Kaszycki, Jim Kirkpatrick, Mike Kitchen, Mike McEwen, Mark Murphy, Mark Napier, Ed Saffrey, John Smrke, Bill Wells, Ron Wilson, Frank Bonello (GM), George Armstrong (coach)

1976 - HAMILTON FINCUPS

Joe Contini, Mike Fedorka, Steve Hazlett, Cal Herd, Denis Houle, Willie Huber, Al Jensen, Mike Keating, Archie King, Joe Kowal, Mark Locken, Ted Long, Dale McCourt, Bob Mierkalns, Mark Perras, Bill Reilly, Ron Roscoe, Alan Secord, Ric Seiling, Danny Shearer, Ed Smith, Rob Street, Sean Sullivan, Dave Draper (GM), Bert Templeton (coach).

1979 - PETERBOROUGH PETES

Bob Attwell, Dave Beckon, Terry Bovair, Carmine Cirella, Keith Crowder, Ken Elacott, Dave Feneyes, Larry Floyd, Bill Gardner, Chris Halyk, Anssi Melametsa, Larry Murphy, Mark Reeds, Brad Ryder, Stuart Smith, Greg Theberge, Tim Trimper, Jim Wiemer, Gary Green (GM/coach).

1980 - CORNWALL ROYALS

Scott Arniel, Fred Arthur, Fred Boimistruck, Dan Brown, Newell Brown, Mike Corrigan, Marc Crawford, Gilles Crépeau, Dan Daoust, Dave Ezard, Tom Groavac, Craig Halliday, Pat Haramis, Dale Hawerchuk, Pat Haramis, Bobby Hull Jr., Pat O'Kane, Robert Savard, Ron Scott, Ron Willard, Dan Zavarise, Doug Carpenter (coach).

1981 - CORNWALL ROYALS

Scott Arniel, Fred Arthur, Fred Boimistruck, Eric Calder, Marc Crawford, Gilles Crépeau, Jeff Eatough, Dan Frawley, Tom Groavac, Doug Gilmour, Craig Halliday, Dale Hawerchuk, John Kirk, Marc Lalonde, Joe Mantonio, Corrado Micalof, Sandy Mitchell, Stephen Molaski, Gérard Pelier, Roy Russell, Robert Savard, Bob Kilger (coach).

1982 - KITCHENER RANGERS

Brian Bellows, Darryl Boudreau, Kevin Casey, Louis Crawford, Mike Eagles, Mike Hough, Jeff Larmer, Joel Levesque, Al MacInnis, Grant Martin, Mario Michieli, Mike Moher, Dave Nicholls, Jim Ralph, Robert Savard, Brad Schnurr, Dave Shaw, Scott Stevens, John Tucker, Wendell Young, Joe Crozier (GM/coach).

1984 - OTTAWA 67'S

Richard Adolfi, Bill Bennett, Bruce Cassidy, Todd Clarke, Greg Coram, Adam Creighton, Bob Giffin, Scott Hammond, John Hanna, Tim Helmer, Mike James, Steve Hryniewicz, Don McLaren, Roy Myllari, Darren Pang, Mark Paterson, Phil Patterson, Gary Roberts, Darcy Roy, Brad Shaw, Steve Simoni, Brian Kilrea (GM/coach).

1986 - GUELPH PLATERS

Rob Arabski, Paul Brydges, Steve Chiasson, Luciano Fagioli, Rob Graham, Steve Guenette, Brian Hayton, Andy Helmuth, Kerry Huffman, Paul Kelly, Denis Laroque, Lonnie Loach, Bill Loshaw, Allan MacIsaac, Jamie McKinley, John McIntyre, Keith Miller, Mike Murray, Tom Nickolau, Gary Roberts, Luc Sabourin, Marc Tournier, Robert Holody (GM), Jacques Martin (coach)

1990 - OSHAWA GENERALS

Bill Armstrong, Cory Banika, Fred Brathwaite, Joe Busillo, Kevin Butt, Clair Cornish, David Craievich, Mike Craig, Dale Craigwell, Jean-Paul Davis, Mark Deazeley, Craig Donaldson, Iain Fraser, Brent Grieve, Brian Grieve, Matt Hoffman, Scott Hallis, Eric Lindros, Scott Luik, Trevor McIvor, Paul O'Hagan, Wade Simpson, Jarrod Skalde, Frank Jay (Dir. of Hockey Ops), Rick Carnacchia (Coach)

1993 - SAULT STE. MARIE GREYHOUNDS

Drew Bannister, Brad Barber, Dan Cloutier, Sean Gagnon, Aaron Gavey, Wade Gibson, Kiley Hill, Kevin Hodson, Ralph Intranuovo, Rick Kowalski, Tom MacDonald, Neal Martin, Mark Matier, David Matsos, Jodi Murphy, Perry Pappas, Oliver Pastinsky, Chad Penney, Jarret Reid, Gary Roach, Steve Sullivan, Jeff Toms, Dan Tanevski, Briane Thompson, Joe Van Valsen, Sherwood Bassin (Dir. of Ops.), Ted Nolan (coach)

1999 - OTTAWA 67'S

Henric Altfredson, Dallas Ashford, Mark Bell, Nick Boynton, Brian Campbell, Chris Cava, Justin Davis, Miguel Delisle, Lance Galbraith, Ben Gustavson, Ian Jacobs, Zenon Konopka, Seamus Kotyk, Jeff MacLean, Luke Sellars, Levante Szuper, Joe Talbot, Dan Tessier, Dan Tudin, Jeremy Van Hoof, Jon Zion, Matt Zultek, Brian Kilrea (GM/Coach)

2003 - KITCHENER RANGERS

Andre Benoit, Jesse Boucher, Gregory Campbell, David Clarkson, Scott Dickie, Carlo DiKienco, Nick Duff, T.J. Eason, Steve Eminger, Matt Grennier, George Halkidis, Thomas Harrison, Kevin Hurley, Petr Kanka, Matt Manias, Rafal Martynowski, Chad McCaffrey, Paul McFarland, Evan McGrath, Nathan O'Nabigon, Mike Richards, Derek Roy, Marcus Smith, Peter DeBoer (Coach/GM)

2005 - LONDON KNIGHTS

Josh Beaulieu, David Bolland, Gerald Coleman, Adam Dennis, Robbie Drummond, Steve Ferry, Jordan Foreman, Danny Fritsche, Daniel Girardi, Dylan Hunter, Trevor Kell, Drew Larnan, Ryan Marinelli, Matt McCready, Marc Methot, Adam Perry, Corey Perry, Brandon Prust, Frank Rediker, Harrison Reed, Bryan Rodney, Robbie Schremp, Danny Syvret, Kelly Thomson, Jeff Whitfield, Mark Hunter (GM), Dale Hunter (coach)

2009 - WINDSOR SPITFIRES

Jesse Blacker, Mark Cundari, Ryan Ellis, Andrew Engelage, Richard Greenop, Taylor Hall, Adam Henrique, Rob Kwiet, Andrei Loktionov, Lane MacDermid, Dale Mitchell, Greg Nemisz, Conor O'Donnell, Justin Shugg, Ben Shutron, Scott Timmins, Josh Unice, Adam Wallace, Austin Watson, Eric Wellwood, Harry Young, Warren Rychel (GM), Bob Boughner (Coach)

2010 - WINDSOR SPITFIRES

Marc Cantin, Mark Cundari, Craig Duinick, Ryan Ellis, Cam Fowler, Philipp Grubauer, Taylor Hall, Adam Henrique, Stephen Johnston, Zack Kassian, Derek Lanoue, Dale Mitchell, Greg Nemisz, Troy Passingham, Saverio Posa, Kenny Ryan, Justin Shugg, Scott Timmins, Adam Wallace, Eric Wellwood, James Woodcroft, Harry Young, Warren Rychel (GM), Bob Boughner (Coach)

2015 - OSHAWA GENERALS

Ken Appleby, Jeremy Brodeur, Josh Brown, Chris Carlisle, Cole Cassels, Anthony Cirelli, Michael Dal Colle, Stephen Desrocher, Sam Harding, Sonny Hertzberg, Kenny Huether, Bradley Latour, Tobias Lindberg, Joe Manchurek, Michael McCarron, Dakota Mermis, Matt Mistele, Brent Pedersen, Will Petschenig, Hunter Smith, Stephen Templeton, Michael Turner, Mitchell Vande Sempel, Aidan Wallace, Roger Hunt (GM), D.J. Smith (Coach)

2016 - LONDON KNIGHTS

Aaron Berisha, Daniel Bernhardt, Evan Bouchard, Brendan Burke, Brandon Crowley, Christian Dvorak, Jacob Graves, Chad Heffernan, Aiden Jamieson, Max Jones, Olli Juolevi, Owen MacDonald, Mitch Marner, Chris Martenet, Nicolas Mattinen, Victor Mete, Tyler Parsons, JJ Piccinich, Cliff Pu, Kole Sherwood, Robert Thomas, Matthew Tkachuk, Chandler Yakimowicz, Basil McCrae (GM), Dale Hunter (coach)

2017 - WINDSOR SPITFIRES

Jeremiah Addison, Tyler Angle, Luke Boka, Jeremy Bracco, Logan Brown, Jalen Chatfield, Connor Corcoran, Mario Culina, Sean Day, Cristiano DiGiacinto, Michael DiPietro, Graham Knott, Adam Laishram, Aaron Luchuk, Hayden McCool, Austin McEneny, Julius Nattinen, Tyler Nother, Cole Purboo, Mikhail Sergachev, Logan Stanley, Gabriel Vilardi, Warren Rychel (GM), Rocky Thompson (coach)



WINDSOR SPITFIRES 2017 MEMORIAL CUP CHAMPIONS

Jeremiah Addison, Tyler Angle, Luke Boka, Jeremy Bracco, Logan Brown, Jalen Chatfield, Connor Corcoran, Mario Culina, Sean Day, Cristiano DiGiacinto, Michael DiPietro, Graham Knott, Adam Laishram, Aaron Luchuk, Hayden McCool, Austin McEneny, Julius Nattinen, Tyler Nother, Cole Purboo, Mikhail Sergachev, Logan Stanley, Gabriel Vilardi, Warren Rychel (GM), Rocky Thompson (coach)

2018 NHL DRAFT

35 OHL players were selected in the seven rounds of the 2018 NHL Draft held at American Airlines Center in Dallas, Texas representing over 16% of all 217 players picked by all 31 NHL clubs.

The 35 OHL players includes seven selected in the first round with three picks in the top-10 led by Andrei Svechnikov of the Barrie Colts chosen second overall by the Carolina Hurricanes. The draft's second round featured six OHL players bringing the league's opening two-round total to 13 which represents 20% of the top-62 picks.

By position, a total of 118 forwards were selected (19 OHL), 70 defencemen (14 OHL), and 29 goaltenders (2 OHL). The league produced two of the first five forwards chosen with Svechnikov the top player at his position, followed by Barrett Hayton of the Sault Ste. Marie Greyhounds chosen fifth overall by the Arizona Coyotes. On defence, the OHL helped fuel a record number of blue liners chosen in the draft's opening round providing three of the 14 picks including two of the first seven beginning with Evan Bouchard of the London Knights going 10th overall to the Edmonton Oilers, followed by Ryan Merkley of the Guelph Storm taken 21st overall by the San Jose Sharks. Jacob Ingham of the Mississauga Steelheads was the first OHL goaltender chosen 175th overall by the Los Angeles Kings.

15 of the OHL's 20 member teams developed NHL Draft talent in 2018 led by the London Knights with four players selected continuing their record streak of players chosen annually since 1969. The Barrie Colts, Kitchener Rangers, Oshawa Generals, Ottawa 67's, and Sault Ste. Marie Greyhounds each had three players selected.

20 of the 31 NHL teams selected at least one OHL player with the host Dallas Stars and Toronto Maple Leafs tying for the most with four each. The Arizona Coyotes and Los Angeles Kings each chose three OHL players, while the Edmonton Oilers, Montreal Canadiens, New York Rangers, Vegas Golden Knights, and Winnipeg Jets each selected two.

ONTARIO HOCKEY LEAGUE PLAYERS SELECTED IN THE 2018 NHL DRAFT

FIRST ROUND (7 OHL PLAYERS):

2. Andrei Svechnikov (Barrie Colts) — Carolina Hurricanes
5. Barrett Hayton (Sault Ste. Marie Greyhounds) — Arizona Coyotes
10. Evan Bouchard (London Knights) — Edmonton Oilers
13. Ty Dellandrea (Flint Firebirds) — Dallas Stars
18. Liam Foudy (London Knights) — Columbus Blue Jackets
21. Ryan Merkley (Guelph Storm) — San Jose Sharks
29. Rasmus Sandin (Sault Ste. Marie Greyhounds) — Toronto Maple Leafs

SECOND ROUND (6 OHL PLAYERS):


34. Serron Noel (Oshawa Generals) — Florida Panthers
40. Ryan McLeod (Mississauga Steelheads) — Edmonton Oilers
47. Kody Clark (Ottawa 67's) — Washington Capitals
51. Akil Thomas (Niagara IceDogs) — Los Angeles Kings
52. Sean Durzi (Owen Sound Attack) — Toronto Maple Leafs
55. Kevin Bahl (Ottawa 67's) — Arizona Coyotes

THIRD ROUND (4 OHL PLAYERS):

66. Cam Hillis (Guelph Storm) — Montreal Canadiens
67. Alec Regula (London Knights) — Detroit Red Wings
76. Semyon Der-Arguchintsev (Peterborough Petes) — Toronto Maple Leafs
88. Joey Keane (Barrie Colts) — New York Rangers

FOURTH ROUND (6 OHL PLAYERS):


97. Allan McShane (Oshawa Generals) — Montreal Canadiens
100. Adam Mascherin (Kitchener Rangers) — Dallas Stars
101. Nico Gross (Oshawa Generals) — New York Rangers
106. Curtis Douglas (Windsor Spitfires) — Dallas Stars




ANDREI SVECHNIKOV




BARRETT HAYTON



EVAN BOUCHARD



TY DELLANDREA



LIAM FOUDDY

- 113. Aidan Dudas (Owen Sound Attack) — Los Angeles Kings
- 118. Mac Hollowell (Sault Ste. Marie Greyhounds) — Toronto Maple Leafs

FIFTH ROUND (8 OHL PLAYERS):


- 134. Blade Jenkins (Saginaw Spirit) — New York Islanders
- 137. Riley Damiani (Kitchener Rangers) — Dallas Stars
- 140. Brandon Saigeon (Hamilton Bulldogs) — Colorado Avalanche
- 145. Dennis Busby (Flint Firebirds) — Arizona Coyotes
- 150. Declan Chisholm (Peterborough Petes) — Winnipeg Jets
- 153. Giovanni Vallati (Kitchener Rangers) — Winnipeg Jets
- 154. Connor Corcoran (Windsor Spitfires) — Vegas Golden Knights
- 155. Damien Giroux (Saginaw Spirit) — Minnesota Wild

SIXTH ROUND (2 OHL PLAYERS):

- 172. Mitchell Hoelscher (Ottawa 67's) — New Jersey Devils
- 175. Jacob Ingham (Mississauga Steelheads) — Los Angeles Kings

SEVENTH ROUND (2 OHL PLAYERS):

- 200. Tyler Tucker (Barrie Colts) — St. Louis Blues
- 208. Jordan Kooy (London Knights) — Vegas Golden Knights




RYAN MERKLEY




RASMUS SANDIN



SERRON NOEL



RYAN MCLEOD



AKIL THOMAS



NHL HONOUR ROLL

Thirty per cent of players on National Hockey League active rosters come from the Ontario Hockey League. The following are the OHL graduates who played at least one game in the NHL in the 2017-18 season. Players are listed with the OHL club that they graduated from.

BARRIE COLTS

PLAYER	NHL TEAM	GRADUATED
Rasmus Andersson	Calgary	2016
Andreas Athanasiou	Detroit	2014
Joseph Blandisi	Anaheim	2015
T.J. Brodie	Calgary	2010
Kyle Clifford	Los Angeles	2010
Oscar Dansk	Las Vegas	2014
Jake Dotchin	Tampa Bay	2014
Aaron Ekblad	Florida	2014
Ben Harpur	Ottawa	2015
Kevin Labanc	San Jose	2016
Bryan Little	Winnipeg	2007
Andrew Mangiapane	Calgary	2016
Tanner Pearson	Los Angeles	2013
Alex Pietrangolo	St. Louis	2010
Zac Rinaldo	Arizona	2010
Mark Scheifele	Winnipeg	2013

ERIE OTTERS

Nicholas Baptiste	Buffalo	2015
Michael Blunden	Ottawa	2006
Connor Brown	Toronto	2014
Andre Burakovsky	Washington	2014
Anthony Cirelli	Tampa Bay	2017
Alex DeBrincat	Chicago	2017
Travos Dermott	Toronto	2016
Remi Elie	Dallas	2015
Warren Foegele	Carolina	2017
Brendan Gaunce	Vancouver	2014
Mike Liambas	Anaheim	2010
Curtis MacDermid	Los Angeles	2015
Connor McDavid	Edmonton	2015
Ryan O'Reilly	Buffalo	2009
Adam Pelech	N.Y. Islanders	2014
Dylan Strome	Arizona	2017

FLINT FIREBIRDS (PLYMOUTH WHALERS)

Jared Boll	Anaheim	2007
Ryan Hartman	Nashville	2014
Sonny Milano	Columbus	2015
J.T. Miller	Tampa Bay	2012
James Neal	Las Vegas	2007
Stefan Noesen	New Jersey	2013
Rickard Rakell	Anaheim	2013
Tyler Seguin	Dallas	2010
Chris Thorburn	St. Louis	2003
Justin Williams	Carolina	2000
Tom Wilson	Washington	2013

GUELPH STORM

Craig Anderson	Ottawa	2001
Justin Auger	Los Angeles	2014
Tyler Bertuzzi	Detroit	2015
Dustin Brown	Los Angeles	2003
Ryan Callahan	Tampa Bay	2006
Jason Dickinson	Dallas	2015
Drew Doughty	Los Angeles	2008
Robby Fabbri	St. Louis	2015
Peter Holland	NY Rangers	2011
Brock McGinn	Carolina	2014
Zack Mitchell	Minnesota	2014
Richard Panik	Chicago	2010
Kerby Rychel	Montreal	2014

HAMILTON BULLDOGS (BELLEVILLE BULLS)

PLAYER	NHL TEAM	GRADUATED
Matt Beleskey	NY Rangers	2008
Joseph Cramarossa	Vancouver	2013
Tyler Graovac	Washington	2013
Shawn Matthias	Winnipeg	2008
Alan Quine	N.Y. Islanders	2013
Jason Spezza	Dallas	2002
Matt Stajan	Calgary	2003
Malcolm Subban	Las Vegas	2013
P.K. Subban	Nashville	2009

KINGSTON FRONTENACS

Sam Bennett	Calgary	2015
Lawson Crouse	Arizona	2016
Michael Dal Colle	NY Islanders	2016
Philipp Grubauer	Washington	2011
Erik Gudbranson	Vancouver	2011
Roland McKeown	Carolina	2016
Chris Stewart	Calgary	2007
Daniel Taylor	Ottawa	2006

KITCHENER RANGERS

Mikkel Boedker	San Jose	2008
Robert Bortuzzo	St. Louis	2009
Logan Brown	St. Louis	2018
Frank Corrado	Pittsburgh	2013
John Gibson	Anaheim	2013
Mike Hoffman	Ottawa	2007
Gabriel Landeskog	Colorado	2011
Josh Leivo	Toronto	2013
Steve Mason	Winnipeg	2008
John Moore	New Jersey	2010
Ryan Murphy	Minnesota	2013
Tobias Rieder	Los Angeles	2013
Jeff Skinner	Carolina	2010
Yannick Weber	Nashville	2008

LONDON KNIGHTS

Josh Anderson	Columbus	2014
John Carlson	Washington	2009
Michael Del Zotto	Vancouver	2009
Max Domi	Arizona	2015
Christian Dvorak	Arizona	2016
Alex Formenton	Ottawa	2018
Sam Gagner	Vancouver	2007
Dan Girardi	Tampa Bay	2005
Seth Griffith	Buffalo	2013
Scott Harrington	Columbus	2013
Bo Horvat	Vancouver	2014
Michael Hutchinson	Winnipeg	2010
Nazem Kadri	Toronto	2010
Patrick Kane	Chicago	2007
Janne Kuokkanen	Carolina	2017
Mitchell Marner	Toronto	2016
Patrick Maroon	New Jersey	2008
Olli Maatta	Pittsburgh	2013
Greg McKegg	Pittsburgh	2012
Victor Mete	Montreal	2017
Marc Methot	Dallas	2005
Vladislav Namestnikov	NY Rangers	2012
Rick Nash	Boston	2002
Corey Perry	Anaheim	2005
Gemel Smith	Dallas	2014
John Tavares	N.Y. Islanders	2009
Chris Tierney	San Jose	2014

LONDON KNIGHTS (cont'd)

PLAYER	NHL TEAM	GRADUATED
Matthew Tkachuk	Calgary	2016
Austin Watson	Nashville	2012
Nikita Zadorov	Colorado	2014

MISSISSAUGA STEELHEADS

Peter Budaj	Tampa Bay	2002
Casey Cizikas	N.Y. Islanders	2011
Dylan DeMelo	San Jose	2013
Micheal Haley	Florida	2007
Alexander Nylander	Buffalo	2016
Devante Smith-Pelly	Washington	2011
Owen Tippett	Florida	2018

NIAGARA ICEDOGS

Vince Dunn	St. Louis	2016
Dougie Hamilton	Calgary	2012
Freddie Hamilton	Arizona	2012
Joshua Ho-Sang	N.Y. Islanders	2016
Tom Kuhnhackl	Pittsburgh	2012
Alex Nedeljkovic	Carolina	2016
Jamie Oleksiak	Pittsburgh	2012
Brendon Perlini	Arizona	2016
Kyle Quincey	Minnesota	2005
Brett Ritchie	Dallas	2013
Ryan Strome	Edmonton	2013

NORTH BAY BATTALION (BRAMPTON BATTALION)

Michael Amadio	Los Angeles	2016
Brent Burns	San Jose	2003
Matt Duchene	Ottawa	2009
Barclay Goodrow	San Jose	2014
Nick Paul	Ottawa	2015
Anthony Peluso	Washington	2009

OSHAWA GENERALS

Andy Andreoff	Los Angeles	2012
Ken Appleby	New Jersey	2015
Cal Clutterbuck	N.Y. Islanders	2007
Calvin de Haan	N.Y. Islanders	2011
Boone Jenner	Columbus	2013
Scott Laughton	Philadelphia	2014
Michael McCarron	Montreal	2015
Dakota Mermis	Arizona	2015
Michal Neuvirth	Philadelphia	2008

OTTAWA 67's

Logan Couture	San Jose	2009
Jamie McGinn	Florida	2008
Sean Monahan	Calgary	2013
Petr Mrazek	Philadelphia	2012
Shane Prince	N.Y. Islanders	2012
Tyler Toffoli	Los Angeles	2012

OWEN SOUND ATTACK

Chris Bigras	Colorado	2015
Daniel Catenacci	NY Rangers	2013
Cody Ceci	Ottawa	2013
Trevor Lewis	Los Angeles	2006
Mark Giordano	Calgary	2004
Brad Richardson	Arizona	2005
Bobby Ryan	Ottawa	2007
Andrej Sekera	Edmonton	2006
Andrew Shaw	Montreal	2011
Gemel Smith	Dallas	2014
Joel Ward	San Jose	2001

PETERBOROUGH PETES

Zach Bogosian	Buffalo	2008
Eric Staal	Minnesota	2003
Jordan Staal	Carolina	2006

SAGINAW SPIRIT

PLAYER	NHL TEAM	GRADUATED
Ben Chiarot	Winnipeg	2011
Dalton Prout	New Jersey	2011
Brandon Saad	Chicago	2011
Jordan Szwarz	Boston	2011
Vincent Trocheck	Florida	2013

SARNIA STING

Reid Boucher	Vancouver	2013
Jakob Chychrun	Arizona	2016
Alex Galchenyuk	Montreal	2012
Nikolay Goldobin	Vancouver	2014
Travis Konecny	Philadelphia	2016
Matt Martin	Toronto	2009
Connor Murphy	Chicago	2013
Ryan Spooner	NY Rangers	2012
Steven Stamkos	Tampa Bay	2008
Nail Yakupov	Colorado	2012
Pavel Zacha	New Jersey	2016

SAULT STE. MARIE GREYHOUNDS

Justin Bailey	Buffalo	2015
Jeff Carter	Los Angeles	2005
Nick Cousins	Arizona	2013
Trevor Daley	Detroit	2003
Anthony DeAngelo	NY Rangers	2015
Brandon Halverson	NY Rangers	2016
Robin Lehner	Buffalo	2010
Jared McCann	Florida	2015
Colin Miller	Las Vegas	2013
Jake Muzzin	Los Angeles	2010
Jordan Nolan	Buffalo	2010
Darnell Nurse	Edmonton	2015
Nick Ritchie	Anaheim	2015
Wayne Simmonds	Philadelphia	2008
Ryan Sproule	NY Rangers	2013
Joe Thornton	San Jose	1997

SUDBURY WOLVES

Trevor Carrick	Carolina	2014
Kyle Copobianco	Arizona	2017
Radek Faksa	Dallas	2014
Mike Fisher	Nashville	1999
Marcus Foligno	Minnesota	2011
Nick Foligno	Columbus	2007
Chris Kelly	Anaheim	2001
Derek MacKenzie	Florida	2001
Adam McQuaid	Boston	2007
Benoit Pouliot	Buffalo	2006
Mike Smith	Calgary	2002
Marc Staal	N.Y. Rangers	2007

WINDSOR SPITFIRES

Josh Bailey	N.Y. Islanders	2008
Ryan Ellis	Nashville	2011
Christian Fischer	Arizona	2016
Cam Fowler	Anaheim	2010
Taylor Hall	New Jersey	2010
Adam Henrique	Anaheim	2010
Zack Kassian	Edmonton	2011
Slater Koekkoek	Tampa Bay	2014
Brendan Lemieux	Winnipeg	2016
Trevor Murphy	Arizona	2015
Mikhail Sergachev	Tampa Bay	2017
Patrick Sieloff	Ottawa	2013

OHL GRADUATES IN THE HOCKEY HALL OF FAME

NAME	OHL CLUB	GRAD.	NAME	OHL CLUB	GRAD.
Dave Andreychuk	Oshawa Generals	1982-83	Peter Karmanos Jr.	Plymouth Whalers (owner)	
Syl Apps	Paris Greens	1930-31	Red Kelly	Toronto St. Michael's	1946-47
George Armstrong	Stratford/Toronto Marlboros	1948-49	David Keon	Toronto St. Michael's	1959-60
Ace Bailey	Toronto St. Mary's	1923-24	Brian Kilrea	Hamilton Tiger Cubs	1954-55
Harold Ballard	West Toronto Nationals (mgr)			Ottawa 67's (coach)	2009-10
Bill Barber	Kitchener Rangers	1971-72	Jacques Laperrriere	Montreal Jr. Canadiens	1961-62
Andy Bathgate	Guelph Biltmores	1952-53	Guy Lapointe	Montreal Jr. Canadiens	1967-68
Bobby Bauer	St. Michael's/Kitchener Rangers	1934-35	Jacques Lemaire	Montreal Jr. Canadiens	1965-66
Father David Bauer	St. Michael's/Oshawa		Eric Lindros	Oshawa Generals	1991-92
Turk Broda	Tor. Marlboros/Ldn Nationals (coach)		Ted Lindsay	St. Michael's/Oshawa	1943-44
Billy Burch	Toronto Aura Lee	1921-22	Harry Lumley	Barrie Colts	1942-43
Gerry Cheevers	Toronto St. Michael's Majors	1960-61	Al MacInnis	Kitchener Rangers	1982-83
Dino Ciccarelli	London Knights	1979-80	Frank Mahovlich	Toronto St. Michael's	1955-56
Paul Coffey	S.S.Marie/Kitchener	1979-80	Stan Mikita	St. Catharines Teepees	1957-58
Charlie Conacher	Toronto Marlboros	1928-29	Larry Murphy	Peterborough Petes	1979-80
Lionel Conacher	Toronto	1919-20	Bobby Orr	Oshawa Generals	1965-66
Roy Conacher	West Toronto Nationals	1935-36	Bernie Parent	Niagara Falls Flyers	1963-64
Murray Costello	St. Michael's Majors	1952-53	Brad Park	Toronto Marlboros	1967-68
Yvan Cournoyer	Montreal Jr. Canadiens	1963-64	Gilbert Perreault	Montreal Jr. Canadiens	1969-70
Hap Day	West Toronto Nationals (coach)		Pierre Pilote	St. Catharines Teepees	1951-52
Alex Delvecchio	Oshawa Generals	1950-51	Rudy Pilous	St. Catharines (coach/manager)	
Marcel Dionne	St. Catharines Blackhawks	1970-71	Denis Potvin	Ottawa 67's	1972-73
Dick Duff	Toronto St. Michael's Majors	1954-55	Joe Primeau	St. Michael's/St. Marys/Marlboros	1926-27
Woody Dumart	Kitchener Greenshirts	1934-35	Chris Pronger	Peterborough Petes	1992-93
Phil Esposito	St. Catharines Teepees	1961-62	Marcel Pronavost	Windsor Spitfires	1948-49
Ron Francis	Sault Ste. Marie Greyhounds	1981-82	Bob Pulford	Toronto Marlboros	1955-56
Bob Gainey	Peterborough Petes	1972-73	Bill Quackenbush	Toronto Native Sons/Branford	1941-42
Mike Gartner	Niagara Falls Flyers	1977-78	Pat Quinn	Hamilton Tiger Cubs/Red Wings	1958-62
Rod Gilbert	Guelph Biltmores	1958-59	Jean Ratelle	Guelph Biltmores	1959-60
Doug Gilmour	Cornwall Royals	1982-83	Larry Robinson	Kitchener Rangers	1970-71
Jim Gregory	Toronto Marlboros (coach)	1964-65	Serge Savard	Montreal Jr. Canadiens	1965-66
Wayne Gretzky	Peterborough/S.S.Marie	1977-78	Terry Sawchuk	Galt Red Wings/Windsor	1947-48
Glenn Hall	Windsor Spitfires	1950-51	Milt Schmidt	Kitchener Greenshirts	1935-36
Red Horner	Toronto Marlboros		Frank Selke Sr.	Toronto Marlboros (coach)	
Tim Horton	Toronto St. Michael's	1948-49	Brendan Shanahan	London Knights	1986-87
Gordie Howe	Galt Red Wings		Steve Shutt	Toronto Marlboros	1971-72
Mark Howe	Toronto Marlboros	1972-73	Harry Sinden	Oshawa Generals	1952-53
Harry Howell	Guelph Biltmores	1951-52	Darryl Sittler	London Knights	1970-71
Bobby Hull	St. Catharines Teepees	1956-57	Scott Stevens	Kitchener Rangers	1981-82
Punch Imlach	Toronto Young Rangers	1937-38	Regie Vachon	Montreal Jr. Canadiens	1963-64
Harvey Busher Jackson	Toronto Marlboros	1928-29	Steve Yzerman	Peterborough Petes	1982-83

OHL COACHING LEADERS

(Ranked in order of most wins)

COACH	TEAM(S)	YEARS	GP	W	L	T	OTL/SOL	PTS	PCT.
Brian Kilrea	Ottawa	32	2,156	1,193	771	153	39	2,578	.598
Bert Templeton	Ham, St.C, NF, NB, Bar, Sby	26	1,735	907	670	148	10	1,973	.568
Dale Hunter*	London	17	1,096	726	294	17	59	1,528	.697
Stan Butler*	Oshawa, Brampton, North Bay	22	1,492	702	610	65	115	1,584	.531
Larry Maveety	Belleville, Kingston	24	1,514	681	715	101	17	1,480	.489
George Burnett*	NF, Gue, Osh, Belv, Ham	21	1,400	666	590	51	93	1,476	.527
Dick Todd	Peterborough	14	905	558	276	62	9	1,187	.656
Peter DeBoer	Plymouth, Kitchener	13	878	539	254	60	25	1,164	.662
Paul Theriault	S.S. Marie, Oshawa, Erie	14	889	476	368	37	8	997	.561
Mike Vellucci	Plymouth	13	826	468	268	36	54	1,026	.621
Marty Williamson	Barrie, Niagara	12	816	457	296	9	54	977	.599
Dave MacQueen	Peterborough, Erie, Sarnia	15	996	446	431	61	58	1,011	.508
Bill Long	Niagara Falls, Ottawa, London	15	922	439	383	100	-	978	.530
Eddie Bush	Guelph, Hamilton, Kitchener	17	893	401	378	114	-	916	.513
Hap Emms	Barrie, Niagara Falls	15	784	362	355	67	-	791	.504
Dave Cameron	S.S. Marie, Toronto, Mississauga	10	678	361	246	45	26	793	.585
Gary Agnew	London, Kingston	11	712	352	299	53	8	765	.537
Wayne Maxner	Windsor, Sudbury, London	12	733	341	344	48	-	730	.498
Tom Webster	Windsor, Detroit	9	551	295	205	40	11	641	.582
Bob Boughner	Windsor	8	544	282	213	-	49	613	.563
Dale Hawerchuk*	Barrie	8	544	279	231	-	34	592	.544
Roger Neilson	Peterborough	10	556	276	185	95	-	647	.581
Paul Emms	Niagara Falls, St.Catharines	11	690	251	361	78	-	580	.420
Terry Crisp	S.S. Marie	6	410	249	149	12	-	510	.622
Joe McDonnell	Kitchener	8	491	229	217	45	-	503	.512
Jim Morrison	Kitchener, Kingston	8	496	227	220	49	-	503	.507
Craig Hartsburg	Guelph, S.S. Marie	6	397	226	125	23	23	498	.627
Greg Gilbert	Mississauga, Saginaw	8	499	225	216	19	39	508	.509
Rick Cornacchia	Kingston, Oshawa	7	446	217	196	33	-	467	.524
Kris Knoblauch	Erie	5	313	216	83	-	14	446	.712
George Armstrong	Toronto	6	403	205	140	58	-	468	.581
Bill LaForge	Osh, Ham, NF, Gue	8	433	203	206	24	-	430	.497

* denotes active coaches



DALE HUNTER



STAN BUTLER



DALE HAWERCHUK

OHL MEDIA POLICIES

CREDENTIALS:

Please forward all credential requests to the Ontario Hockey League office. The following is the policy for issuing CHL/OHL Media credentials:

1. A CHL Media Pass is issued only to media who regularly cover a team at home and/or on the road.
2. The pass is not intended to be a courtesy pass and we ask that your co-operation in applying for passes only for reporters who regularly cover the team.
3. In the case of reporters who cover OHL teams only at home, application for accreditation should be made directly to the team and a team pass will be issued.
4. The Canadian Hockey League has established a strict policy for all photographers gaining admittance to CHL arenas. Prior to being issued a credential, it is necessary for the application form to be completed including the waiver portion. Strobe privileges will only be granted to official league photographers.

ONTARIO HOCKEY LEAGUE SCORES, STATISTICS, AND STANDINGS:

Up to date scores, standings and player statistics can be found online on the official web site of the OHL: www.ontario-hockeyleague.com. Additional media information is available at www.leaguestat.com/ohl/ohl while team logos and player photos can be found on the OHL Media ftp site. Contact Paul Krotz pkrotz@chl.ca to obtain ftp site login access.

VISITING MEDIA:

Each Ontario Hockey League member team will provide the visiting print media with a working seat in the press box or equivalent location in addition to each club's broadcast requirements. Visiting media are asked to request working space through the home team in advance of the game.

DRESSING ROOM ACCESS TO PLAYER PERSONNEL:

Game Day/Night - Players will be available for media interviews up until 90 minutes before game time.

Players will be accessible to the media no later than 10 minutes after the conclusion of a game. All persons of the media, appropriately accredited, shall have equal access to player and coach interviews in the dressing room or other team designated interview areas.

Practice sessions - the media shall have access to view all team practice sessions and day of game skates. In the event of a team meeting after a practice session, media access shall be allowed immediately following the conclusion of the meeting.

OHL IMAGES:

OHL Images is a collection of high quality digital photography of Ontario Hockey League teams and players that are available for free use by media covering the OHL. All images are available as a high resolution download and are free to use for editorial purposes only.

To access the OHL images photography collection, please visit www.ohlimages.ca. To download high resolution non-water-marked images, you must register for the site using the "My Account" tab. Once you have registered, please confirm your email address with Aaron Bell, OHL Director of Images (aaron.bell@chl.ca or 613-920-4774).

NATIONAL MEDIA

Sportsnet
Phone: 416/332-5600

Sportsnet 360
Phone: 416/977-6787

TSN
Phone: 416/384-5000

National Post
Phone: 416/383-2300

The Canadian Press
Phone: 416/507-2154

Broadcast News
Phone: 416/364-3172

CTV
Phone: 416/332-7100

Global TV
Phone: 416/446-5311

Globe and Mail
Phone: 416/585-5333

The Hockey News
Phone: 416/733-7600

CBC TV
Phone: 416/205-6523

NEWSPAPERS

Simcoe Review (Barrie)
Phone: 705/726-6537

Gene Pereira

Erie Times
Phone: 814/870-1700

Victor Fernandes

Flint Journal
Phone: 810/287-4338

Brendan Savage

Guelph Mercury Tribune
Phone: 519/763-3333

Ned Bekavac

Hamilton Spectator
Phone: 905/526-3420

Teri Pecaskie

The Whig-Standard (Kingston)
Phone: 613/530-4123

Ian MacAlpine

The Record (Kitchener - Waterloo)
Phone: 519/895-5619

Josh Brown

London Free Press
Phone: 519/268-7056

Ryan Pyette/Morris Dalla Costa

Mississauga News
Phone: 905/273-8111

Iain Colpitts

North Bay Nugget
Phone: 705/472-3200

Northern Life
Phone: 705/673-5667

Mike Gentili

Oshawa This Week
Phone: 905/579-4400

Brian McNair

The Ottawa Citizen
Phone: 613-726-5961

Gord Holder

Ottawa Postmedia
Phone: 613/697-9983

Tim Baines

Owen Sound Sun-Times
Phone: 519/376-2250

Greg Cowan

The Peterborough Examiner
Phone: 705/745-4641

Mike Davies

Saginaw News
Phone: 989/372-2439

Sarnia Observer
Phone: 519/344-2112 x 2251

The Sault Star
Phone: 705/759-3030

Peter Ruicci

Postmedia Network, Niagara Group Bernd Franke
Phone: 905/684-7251 x 295

Sudbury Star
Phone: 705/674-5271

Ben Leeson

Toronto Star
Phone: 416/945-8647

Kevin McGran

Toronto Sun
Phone: 416/947-2266

Terry Koshan

Le Voyageur
Phone: 705/673-3377 x6210

Eric Boutilier

Windsor Star
Phone: 519/982-5731

Jim Parker

RADIO & T.V. BROADCAST

CBS Sports Radio 96.3FM and 1260 AM WRIE (Erie)
Phone: 814/868-5355

Aaron Cooney

103.1 FM WQUS (Flint)
Phone: 810/239-1031

Dominic Hennig

1460 CJOY (Guelph)
Phone: 519/824-7000

Larry Mellott

TSN 1150 (Hamilton)
Phone: 905/574-1150

Stew Kernan

104.3 Fresh Radio (Kingston)
Phone: 613/544-2340

Jim Gilchrist

570 News CKGL (Kitchener)
Phone: 519/743-2611

Mike Farwell

980 CFPL (London)
Phone: 519/520-6798

Jim Van Horne/Mike Stubbs

Sauga 960AM (Mississauga)

CKAT Radio (North Bay)
Phone: 705/474-2310

Bob Coles

TSN 1200 (Ottawa)
Phone: 613/750-1200

AJ Jakubec

Bayshore Broadcasting 560 (Owen Sound)
Phone: 519/376-2030

Fred Wallace

Extra 90.5 FM (Peterborough)
Phone: 705/874-0905

Graham Elliott

FMTalk 100.5 (Saginaw)
Phone: 989/752-3456

Joey Battaino

1070 CHOK Radio (Sarnia)
Phone: 519/541-6397

Leigh Cunningham

Rock 101 (S.S. Marie)
Phone: 705/759-9193

Mark SanAngelo

CKTB 610 (St. Catharines)
Phone: 905/684-1174

Ted Lehman

CKLW AM 800 Radio (Windsor)
Phone: 519/258-6222

Steve Bell

Rogers TV
Cogeco TV
Eastlink
Shaw Television
Cable 14
OHL Live

www.rogerstv.com
www.tvcogeco.com
www.eastlink.ca
www.shaw.ca
www.cable14.com
www.ohlive.com

2018-19 OHL SCHEDULE

Wed. Sep. 19 S.S. Marie	at	Saginaw	7:05	Sarnia Hamilton Peterborough Windsor Kitchener Barrie	at	London Mississauga Oshawa Ottawa S.S. Marie Sudbury	7:30 7:00 7:35 7:00 7:07 7:05	Erie Oshawa Barrie Ottawa	at	North Bay Peterborough Sarnia Windsor	7:00 7:05 7:05 7:05
Thu. Sep. 20 Owen Sound Kingston Guelph	at	Barrie Peterborough Windsor	7:30 7:05 7:05	Sat. Oct. 13 Niagara Kitchener Mississauga London Windsor North Bay Guelph	at	Barrie Flint Hamilton Owen Sound Peterborough Saginaw Sarnia	7:30 7:00 4:00 7:30 7:05 7:05	Fri. Nov. 2 Peterborough Windsor Flint Niagara Owen Sound Guelph Erie	at	Kingston Kitchener London Mississauga Oshawa S.S. Marie Sudbury	7:00 7:30 7:30 7:00 7:35 7:07 7:05
Fri. Sep. 21 Sudbury Oshawa Flint Windsor Hamilton Mississauga Sarnia	at	Guelph Kingston Kitchener London North Bay Ottawa S.S. Marie	7:30 7:00 7:30 7:30 7:00 7:00 7:07	Sun. Oct. 14 London Windsor Hamilton Erie North Bay Kitchener Mississauga Niagara	at	Guelph Kingston Oshawa Ottawa S.S. Marie Saginaw Sarnia Sudbury	2:00 2:00 6:05 2:00 2:07 5:30 2:05 3:05	Sat. Nov. 3 Ottawa Kingston London Guelph Sarnia	at	Flint Hamilton Owen Sound Saginaw Windsor	3:00 4:00 7:30 7:05 7:05
Sat. Sep. 22 Hamilton Flint Sudbury North Bay Sarnia	at	Barrie Erie Owen Sound S.S. Marie Saginaw	7:30 7:00 7:30 7:07 7:05	Wed. Oct. 17 Niagara Hamilton Saginaw	at	Erie Owen Sound S.S. Marie	7:00 7:00 7:07	Sun. Nov. 4 Owen Sound London Kingston Barrie Erie Ottawa North Bay	at	Hamilton London Mississauga Oshawa S.S. Marie Saginaw Sudbury	2:00 2:00 2:00 6:05 2:07 5:30 3:05
Sun. Sep. 23 Niagara Peterborough	at	Mississauga Ottawa	2:00 2:00	Thu. Oct. 18 Ottawa Mississauga Oshawa Barrie	at	Niagara North Bay Peterborough Windsor	7:00 7:05 7:05	Fri. Nov. 6 Kitchener	at	Peterborough	7:05
Thu. Sep. 27 Sudbury Oshawa Niagara Saginaw	at	Barrie North Bay Peterborough Windsor	7:30 7:00 7:05 7:05	Fri. Oct. 19 Guelph Oshawa Peterborough Windsor Kingston Barrie Owen Sound Hamilton	at	Kitchener London Mississauga Niagara S.S. Marie Saginaw Sarnia Sudbury	7:30 7:30 7:00 7:00 7:07 7:05 7:05	Fri. Nov. 9 S.S. Marie Barrie Hamilton Sarnia Sudbury North Bay Ottawa Mississauga	at	Flint Guelph Kingston Kitchener London Niagara Oshawa Saginaw	7:00 7:30 7:00 7:30 7:30 7:00 7:35 7:05
Sat. Sep. 29 Kingston London North Bay Ottawa Hamilton Guelph S.S. Marie Kitchener	at	Erie Flint Niagara Owen Sound Peterborough Saginaw Sarnia Windsor	7:00 7:00 7:00 7:30 7:05 7:05 7:05	Sat. Oct. 20 Ottawa Kitchener Guelph Hamilton Flint Kingston	at	Erie London Owen Sound S.S. Marie Saginaw Sudbury	7:00 2:00 7:30 7:07 7:05 7:05	Sat. Nov. 10 Ottawa Mississauga Oshawa Niagara Erie Hamilton S.S. Marie Sudbury Guelph	at	Barrie Flint Kingston North Bay Owen Sound Peterborough Saginaw Sarnia Windsor	7:30 7:00 7:00 7:00 7:05 7:05 7:05 7:05
Sun. Sep. 30 Ottawa Kingston North Bay Barrie	at	Hamilton Mississauga Oshawa Sudbury	2:00 2:00 6:05 3:05	Sun. Oct. 21 Windsor Barrie Kitchener Ottawa Kingston Peterborough London	at	Erie Flint Guelph Mississauga North Bay Oshawa Sarnia	4:00 2:00 2:00 2:00 2:00 6:05 2:05	Sun. Nov. 11 Kitchener Erie Saginaw	at	London Owen Sound Windsor	2:00 2:00 4:05
Wed. Oct. 3 Saginaw Ottawa Sarnia	at	Flint North Bay Owen Sound	7:00 7:00 7:00	Wed. Oct. 24 Peterborough	at	Niagara	7:00	Wed. Nov. 14 Kitchener Saginaw Barrie Guelph Sarnia	at	Erie Flint Hamilton Mississauga Owen Sound	11:00 7:00 10:30 11:00 7:00
Thu. Oct. 4 Mississauga Sudbury S.S. Marie London	at	Barrie Niagara Peterborough Windsor	7:30 7:00 7:05 7:05	Thu. Oct. 25 Barrie Sudbury S.S. Marie	at	North Bay Peterborough Windsor	7:00 7:05 7:05	Thu. Nov. 15 North Bay Hamilton Owen Sound Ottawa Oshawa	at	Barrie Niagara Peterborough Sudbury Windsor	7:30 7:00 7:05 7:05 7:05
Fri. Oct. 5 Sudbury Sarnia Oshawa S.S. Marie Saginaw Owen Sound Niagara	at	Erie Guelph Hamilton Kingston Kitchener London Mississauga	7:00 7:30 7:00 7:00 7:30 7:30 7:00	Fri. Oct. 26 Erie Oshawa Sudbury S.S. Marie Owen Sound London Flint	at	Guelph Hamilton Kingston Kitchener Mississauga Ottawa Sarnia	7:30 7:00 7:00 7:30 7:00 7:00 7:05	Fri. Nov. 16 Flint Mississauga Saginaw Peterborough Sudbury Ottawa Oshawa	at	Guelph Kingston London Peterborough North Bay Ottawa Sarnia	7:30 7:00 7:30 7:30 7:00 7:07 7:05
Sat. Oct. 6 Saginaw Guelph Peterborough Barrie Oshawa Kitchener	at	Erie Flint Hamilton Ottawa Owen Sound Sarnia	7:00 7:00 4:00 2:00 7:30 7:05	Sat. Oct. 27 Windsor North Bay Sarnia London Kitchener Peterborough Niagara	at	Barrie Erie Flint Kingston Oshawa Owen Sound Saginaw	7:30 7:00 7:00 7:00 7:05 7:30 7:05	Sat. Nov. 17 Kitchener Niagara London Flint Windsor Peterborough	at	Barrie Erie Guelph Owen Sound Saginaw Sarnia	7:30 7:00 4:00 7:30 7:05 7:05
Sun. Oct. 7 Barrie Sudbury S.S. Marie Hamilton	at	Kingston Kitchener Ottawa Windsor	2:00 4:00 2:00 2:05	Sun. Oct. 28 Mississauga Niagara S.S. Marie North Bay Kingston Sudbury Windsor Saginaw	at	Erie Flint Guelph Hamilton Oshawa Ottawa Sarnia	4:00 2:00 2:00 2:00 6:05 2:00 2:05	Sun. Nov. 18 London Hamilton Sudbury Ottawa Niagara Windsor	at	Erie Kingston Mississauga North Bay Oshawa S.S. Marie	4:00 2:00 2:00 3:00 6:05 2:07
Mon. Oct. 8 Peterborough	at	North Bay	2:00	Tue. Oct. 30 Guelph	at	Kitchener	7:00	Tue. Nov. 20 Sarnia	at	Kitchener	7:00
Wed. Oct. 10 Kingston Flint	at	Ottawa S.S. Marie	7:00 7:07	Wed. Oct. 31 Flint	at	S.S. Marie	7:07	Wed. Nov. 21 Kitchener Oshawa	at	Flint Ottawa	7:00 7:00
Thu. Oct. 11 Barrie Erie	at	Niagara Peterborough	7:00 7:05	Thu. Nov. 1 Mississauga	at	Niagara	7:00				

Sudbury at S.S. Marie 7:07

Thu. Nov. 22

Barrie at Erie 7:00
Mississauga at London 7:00
Saginaw at North Bay 2:00
Kingston at Peterborough 7:05

Fri. Nov. 23

Windsor at Flint 7:00
S.S. Marie at Guelph 7:30
Sarnia at Hamilton 7:00
Erie at Kitchener 7:30
Owen Sound at London 7:30
North Bay at Mississauga 7:00
Barrie at Niagara 7:00
Hamilton at Ottawa 7:35
Saginaw at Sudbury 7:05

Sat. Nov. 24

Guelph at Barrie 7:30
Peterborough at Erie 7:00
Niagara at Hamilton 4:00
Sarnia at Ottawa 2:00
S.S. Marie at Owen Sound 7:30
Mississauga at Sudbury 4:05
Flint at Windsor 7:05

Sun. Nov. 25

Peterborough at Hamilton 2:00
Guelph at North Bay 2:00
Sarnia at Oshawa 2:05
Saginaw at Owen Sound 2:00
London at Windsor 2:05

Wed. Nov. 28

Owen Sound at Erie 7:00
Ottawa at Kingston 10:30

Thu. Nov. 29

Mississauga at Barrie 7:30
Owen Sound at Niagara 7:00
North Bay at Peterborough 7:05
Sarnia at Saginaw 7:05
S.S. Marie at Windsor 7:05

Fri. Nov. 30

Oshawa at Guelph 7:30
North Bay at Kingston 7:00
Niagara at Kitchener 7:30
Hamilton at London 7:30
Flint at Mississauga 7:00
Peterborough at Sarnia 7:05
Sudbury at Peterborough 7:05

Sat. Dec. 1

Erie at Flint 7:00
Windsor at Hamilton 7:00
Kingston at Oshawa 7:05
Barrie at Owen Sound 7:30
S.S. Marie at Saginaw 7:05

Sun. Dec. 2

S.S. Marie at Flint 2:00
Kitchener at Guelph 2:00
Niagara at Hamilton 2:00
Sarnia at London 2:00
Windsor at Oshawa 6:05
North Bay at Ottawa 2:00
Mississauga at Sudbury 3:05

Wed. Dec. 5

Flint at S.S. Marie 7:07

Thu. Dec. 6

Oshawa at Barrie 7:30
Saginaw at Niagara 7:00
Hamilton at Peterborough 7:05
Sarnia at Windsor 7:05

Fri. Dec. 7

Flint at Erie 7:00
Ottawa at Gaitneau 7:30
North Bay at Kitchener 7:30
Kingston at London 7:30
Oshawa at Mississauga 7:00
Guelph at S.S. Marie 7:07
Windsor at Sarnia 7:05
Barrie at Sudbury 7:05

Sat. Dec. 8

Saginaw at Erie 7:00
Flint at Hamilton 4:00
North Bay at Niagara 7:00
Gaitneau at Ottawa 2:00
London at Owen Sound 7:30
Kingston at Sarnia 2:00
Guelph at Sudbury 4:05

Sun. Dec. 9

North Bay at Hamilton 2:00
Kingston at Kitchener 2:00
Saginaw at Mississauga 2:00
Peterborough at Ottawa 2:00
Barrie at S.S. Marie 2:07

Tue. Dec. 11

Oshawa at Kitchener 7:00
Guelph at Owen Sound 7:00

Wed. Dec. 12

London at Sarnia 7:05

Thu. Dec. 13

Sudbury at Barrie 7:30
Hamilton at Niagara 7:00
Kitchener at North Bay 7:00
Flint at Peterborough 7:05
Erie at Windsor 7:05

Fri. Dec. 14

Peterborough at Guelph 7:30
Owen Sound at Kingston 7:00
Niagara at London 7:30
S.S. Marie at Mississauga 7:00
Hamilton at Oshawa 7:35
Flint at Ottawa 7:00
Windsor at Saginaw 7:05
Erie at Sarnia 7:05
Kitchener at Sudbury 7:05

Sat. Dec. 15

North Bay at Barrie 7:30
Mississauga at Guelph 2:00
S.S. Marie at Hamilton 4:00
Oshawa at Niagara 7:00
Owen Sound at Ottawa 7:00
Sarnia at Saginaw 7:05

Sun. Dec. 16

Flint at Kingston 2:00
Erie at London 2:00
Sudbury at Mississauga 2:00
Barrie at North Bay 2:00
Guelph at Oshawa 6:05
Ottawa at Peterborough 2:05
Saginaw at Windsor 2:05

Fri. Dec. 28

Erie at Flint 7:00
Hamilton at Guelph 7:30
Peterborough at Kingston 7:00
Barrie at Kitchener 7:30
Windsor at London 7:30
Oshawa at Mississauga 7:00
Niagara at Ottawa 7:00
Saginaw at S.S. Marie 7:07
Owen Sound at Sarnia 2:05
North Bay at Sudbury 7:05

Sat. Dec. 29

North Bay at Barrie 7:30
Windsor at Flint 7:00
Guelph at Hamilton 4:00
Niagara at Kingston 7:00
Kitchener at Owen Sound 7:30
Mississauga at Peterborough 7:05
Sudbury at S.S. Marie 7:07
Erie at Saginaw 7:05

Sun. Dec. 30

Ottawa at Oshawa 6:05
Flint at Saginaw 5:30
London at Sarnia 2:05

Mon. Dec. 31

Owen Sound at Barrie 7:30
Hamilton at Erie 6:00
Sarnia at London 6:00
Ottawa at Niagara 6:00
Sudbury at North Bay 1:00
Mississauga at Windsor 2:05

Tue. Jan. 1

Peterborough at Kitchener 2:00
Kingston at Oshawa 2:05

Wed. Jan. 2

Kingston at Flint 7:00
Guelph at Hamilton 7:00
Owen Sound at Peterborough 7:00

Thu. Jan. 3

London at Barrie 7:30
Erie at Niagara 7:00
Kingston at North Bay 7:00
Oshawa at Peterborough 7:05
Mississauga at Sarnia 7:05
S.S. Marie at Windsor 7:05

Fri. Jan. 4

Windsor at Guelph 7:30
Peterborough at Kingston 7:00
Owen Sound at Kitchener 7:30
S.S. Marie at London 7:30
Erie at Niagara 7:00
Mississauga at Oshawa 7:35

Sat. Jan. 5

Sudbury at Flint 7:00
Sarnia at Hamilton 4:00
Barrie at Ottawa 2:00
North Bay at Owen Sound 7:30
Kitchener at Saginaw 7:05

Sun. Jan. 6

Sarnia at Erie 4:00
S.S. Marie at Flint 2:00
North Bay at Guelph 2:00
Niagara at Hamilton 2:00

Barrie at Kingston 2:00
Peterborough at Mississauga 2:00
Oshawa at Ottawa 2:00
Sudbury at Saginaw 5:30
Kitchener at Windsor 2:05

Tue. Jan. 8

Guelph at London 7:00

Wed. Jan. 9

Kitchener at Owen Sound 7:00
Sarnia at S.S. Marie 7:07
Hamilton at Saginaw 7:05

Thu. Jan. 10

Sudbury at Barrie 7:30
Guelph at Niagara 7:00
Mississauga at North Bay 7:00
Oshawa at Peterborough 7:05
Flint at Windsor 7:05

Fri. Jan. 11

Owen Sound at Erie 7:00
Hamilton at Flint 7:00
Guelph at Kitchener 7:30
Saginaw at London 7:30
Kingston at Niagara 7:00
Windsor at S.S. Marie 7:07
Ottawa at Sarnia 7:05
Mississauga at Sudbury 7:05

Sat. Jan. 12

Oshawa at Barrie 7:30
Owen Sound at Erie 7:00
Sarnia at Flint 7:00
Kingston at Hamilton 7:00
Ottawa at London 4:00
North Bay at Peterborough 7:05
Mississauga at S.S. Marie 7:07
Windsor at Saginaw 7:05

Sun. Jan. 13

Ottawa at Guelph 2:00
North Bay at Kingston 6:00
London at Kitchener 2:00
Erie at Oshawa 6:05
Niagara at Sudbury 3:05

Wed. Jan. 16

North Bay at Sudbury 7:05

Thu. Jan. 17

London at Barrie 7:30
Hamilton at Niagara 7:00
S.S. Marie at North Bay 7:00
Guelph at Peterborough 7:05
Erie at Windsor 7:05

Fri. Jan. 18

Owen Sound at Guelph 7:30
Oshawa at Kingston 7:00
Windsor at Kitchener 7:30
Flint at Mississauga 7:00
Peterborough at Ottawa 7:00
Erie at Sarnia 7:05
London at Sudbury 7:05

Sat. Jan. 19

S.S. Marie at Barrie 7:30
Flint at Niagara 7:00
Hamilton at Ottawa 2:00
Mississauga at Owen Sound 7:30
Sarnia at Peterborough 7:05
Erie at Saginaw 7:05

Sun. Jan. 20

Niagara at Guelph 2:00
Hamilton at Kingston 2:00
Owen Sound at Kitchener 2:00
Sarnia at Mississauga 2:00
London at North Bay 2:00
Flint at Oshawa 6:05
Windsor at Saginaw 5:30
S.S. Marie at Sudbury 3:05

Thu. Jan. 24

Hamilton at Barrie 7:30
Erie at Niagara 7:00
Sudbury at North Bay 7:00
Saginaw at Peterborough 7:05
London at Windsor 7:05

Fri. Jan. 25

Owen Sound at Guelph 7:30
Saginaw at Kingston 7:00
Flint at Kitchener 7:30
Windsor at London 7:30
Barrie at Mississauga 7:00
Ottawa at Oshawa 7:35
Peterborough at Sudbury 7:05

Sat. Jan. 26

Kingston at Barrie 7:30
Guelph at Erie 7:00
Mississauga at Hamilton 4:00
Oshawa at Ottawa 2:00
Flint at Owen Sound 7:30
Peterborough at S.S. Marie 7:07
Niagara at Sarnia 7:05

Sun. Jan. 27

Sudbury	at Mississauga	2:00
Kingston	at North Bay	4:00
London	at Oshawa	6:05
Saginaw	at Ottawa	2:00
Kitchener	at S.S. Marie	2:07
Hamilton	at Sarnia	7:00
Niagara	at Windsor	1:00

Wed. Jan. 30

London	at Flint	7:00
Saginaw	at Guelph	7:00
Kingston	at Ottawa	7:00
Kitchener	at Owen Sound	7:00
Hamilton	at Peterborough	7:05

Thu. Jan. 31

Sarnia	at Barrie	7:30
Erie	at Mississauga	7:00
S.S. Marie	at Niagara	7:00
Windsor	at North Bay	7:00

Fri. Feb. 1

S.S. Marie	at Erie	7:00
Saginaw	at Flint	7:00
Niagara	at Kingston	7:00
Owen Sound	at Kitchener	7:30
Barrie	at London	7:30
North Bay	at Mississauga	7:00
Peterborough	at Oshawa	7:35
Guelph	at Ottawa	7:00
Windsor	at Sudbury	7:05

Sat. Feb. 2

Mississauga	at Barrie	7:30
Erie	at Hamilton	4:00
Guelph	at Kingston	7:00
Kitchener	at London	7:00
Niagara	at Ottawa	7:00
Windsor	at Owen Sound	7:30
Oshawa	at Peterborough	7:05
Flint	at Saginaw	7:00
Sarnia	at Sudbury	7:05

Sun. Feb. 3

Sarnia	at North Bay	2:00
S.S. Marie	at Oshawa	2:05

Wed. Feb. 6

Kitchener	at Erie	7:00
Sudbury	at S.S. Marie	7:07

Thu. Feb. 7

Owen Sound	at Barrie	7:30
Oshawa	at Hamilton	10:30
Mississauga	at Niagara	7:00
Flint	at North Bay	7:00
Ottawa	at Peterborough	7:05
Saginaw	at Windsor	7:05

Fri. Feb. 8

Oshawa	at Erie	7:00
Sarnia	at Guelph	7:30
Peterborough	at Kingston	7:00
Hamilton	at Kitchener	7:30
Owen Sound	at London	7:30
Ottawa	at Mississauga	7:00
Flint	at Sudbury	7:05

Sat. Feb. 9

Flint	at Barrie	7:30
Windsor	at Erie	7:00
Ottawa	at Hamilton	4:00
Kingston	at Owen Sound	7:30
Niagara	at S.S. Marie	7:07
London	at Saginaw	7:05
Guelph	at Sarnia	7:05

Sun. Feb. 10

Kingston	at Guelph	2:00
Windsor	at Mississauga	2:00
Barrie	at Oshawa	6:05
London	at S.S. Marie	2:07
Kitchener	at Sarnia	2:05
Niagara	at Sudbury	3:05

Tue. Feb. 12

Erie	at Kitchener	7:00
------	--------------	------

Wed. Feb. 13

Mississauga	at Hamilton	7:00
Ottawa	at Kingston	7:00
Guelph	at London	7:00
Peterborough	at Oshawa	7:05
Barrie	at Owen Sound	7:00
Flint	at Saginaw	7:05
North Bay	at Sudbury	7:05

Thu. Feb. 14

S.S. Marie	at North Bay	7:00
Barrie	at Peterborough	7:05
Sarnia	at Windsor	7:05

Fri. Feb. 15

Oshawa	at Flint	7:00
Kitchener	at Guelph	7:30
Mississauga	at Kingston	7:00
Erie	at London	7:30
Hamilton	at Ottawa	7:00
Owen Sound	at Saginaw	7:05
Windsor	at Sarnia	7:05
S.S. Marie	at Sudbury	7:05

Sat. Feb. 16

Kingston	at Barrie	7:30
Niagara	at Erie	7:00
Owen Sound	at Flint	7:00
Peterborough	at Hamilton	7:00
Oshawa	at Saginaw	7:05

Sun. Feb. 17

London	at Erie	4:00
Sudbury	at Niagara	2:00
Mississauga	at North Bay	2:00
Kitchener	at Ottawa	2:00

Mon. Feb. 18

Guelph	at Guelph	2:00
Flint	at Hamilton	2:00
Barrie	at Kitchener	2:00
Kitchener	at London	2:00
London	at Mississauga	2:00
Sudbury	at Oshawa	2:05
North Bay	at Ottawa	2:00
Niagara	at Peterborough	2:05
Saginaw	at Sarnia	2:05
Owen Sound	at Windsor	2:05

Thu. Feb. 21

Saginaw	at Barrie	7:30
Kitchener	at Niagara	7:00
London	at Peterborough	7:05
S.S. Marie	at Windsor	7:05

Fri. Feb. 22

Erie	at Guelph	7:30
Ottawa	at Kingston	7:00
S.S. Marie	at Kitchener	7:30
Hamilton	at London	7:30
Mississauga	at Oshawa	7:35
North Bay	at Sarnia	7:05
Saginaw	at Sarnia	7:05
Owen Sound	at Sudbury	7:05

Sat. Feb. 23

Sudbury	at Barrie	7:30
Guelph	at Flint	7:00
Saginaw	at Hamilton	7:00
Peterborough	at Niagara	7:00
Erie	at Owen Sound	7:30
North Bay	at Windsor	7:05

Sun. Feb. 24

Sudbury	at Hamilton	2:00
Mississauga	at Kitchener	2:00
North Bay	at London	2:00
Saginaw	at Oshawa	6:05
Niagara	at Owen Sound	2:05
Kingston	at Peterborough	2:05
S.S. Marie	at Sarnia	2:05

Tue. Feb. 26

Guelph	at London	7:00
--------	-----------	------

Wed. Feb. 27

Guelph	at Erie	7:00
Kitchener	at Mississauga	11:00
Saginaw	at S.S. Marie	7:07

Thu. Feb. 28

Ottawa	at Barrie	7:30
Owen Sound	at North Bay	7:00
Peterborough	at Windsor	7:05

Fri. Mar. 1

Kingston	at Flint	7:00
Windsor	at Guelph	7:30
Ottawa	at Hamilton	7:00
London	at Kitchener	7:30
Barrie	at Mississauga	7:00
Niagara	at North Bay	7:00
Oshawa	at S.S. Marie	7:07
Owen Sound	at Sudbury	7:05

Sat. Mar. 2

Niagara	at Barrie	7:30
Sarnia	at Erie	7:00
Peterborough	at Flint	7:00
London	at Hamilton	4:00
Kingston	at Kingston	7:00
Oshawa	at Sudbury	7:05

Sun. Mar. 3

London	at Erie	4:00
Guelph	at Kitchener	2:00
Sarnia	at Niagara	2:00
Sudbury	at North Bay	2:00

Mississauga	at Ottawa	2:00
Owen Sound	at S.S. Marie	2:07
Peterborough	at Saginaw	5:30
Kingston	at Windsor	2:05

Wed. Mar. 6

Owen Sound	at Flint	7:00
Kitchener	at Hamilton	7:00
S.S. Marie	at Sudbury	7:05

Thu. Mar. 7

Erie	at Niagara	7:00
Barrie	at North Bay	7:00
Kingston	at Peterborough	7:05
Owen Sound	at Windsor	7:05

Fri. Mar. 8

Saginaw	at Guelph	7:30
Ottawa	at Kingston	7:00
Erie	at Kitchener	7:30
Flint	at London	7:30
Hamilton	at Mississauga	7:00
Sudbury	at Niagara	7:00
North Bay	at Oshawa	7:35

Sat. Mar. 9

Peterborough	at Barrie	7:30
Mississauga	at Erie	7:00
Windsor	at Flint	7:00
Sudbury	at Hamilton	4:00
Saginaw	at London	7:00
Oshawa	at Ottawa	2:00
Guelph	at Owen Sound	7:30
Sarnia	at S.S. Marie	7:07

Sun. Mar. 10

Kitchener	at Guelph	4:00
Barrie	at Niagara	2:00
Peterborough	at North Bay	2:00
Ottawa	at Oshawa	6:05
Windsor	at S.S. Marie	2:07

Tue. Mar. 12

Saginaw	at Sarnia	7:05
---------	-----------	------

Wed. Mar. 13

Kitchener	at Erie	7:00
London	at Guelph	7:00
Kingston	at Oshawa	7:05
Barrie	at Owen Sound	7:00

Thu. Mar. 14

Mississauga	at Niagara	7:00
Hamilton	at North Bay	7:00
Ottawa	at Peterborough	7:05
S.S. Marie	at Saginaw	7:05
Flint	at Windsor	7:05

Fri. Mar. 15

Erie	at Guelph	7:30
Oshawa	at Kingston	7:00
Owen Sound	at Kitchener	7:30
North Bay	at Mississauga	7:00
Peterborough	at Ottawa	7:00
London	at S.S. Marie	7:07
Windsor	at Sarnia	7:05
Hamilton	at Sudbury	7:05

Sat. Mar. 16

Niagara	at Barrie	7:30
Guelph	at Erie	7:00
Sarnia	at Flint	7:00
Kitchener	at Owen Sound	7:30
Sudbury	at Peterborough	7:05
London	at Saginaw	7:05

Sun. Mar. 17

Barrie	at Mississauga	2:00
Niagara	at North Bay	2:00
Sudbury	at Oshawa	6:05
Kingston	at Ottawa	2:00
Saginaw	at S.S. Marie	2:07
Flint	at Sarnia	2:05





Jordan Kyrou

SARNIA STING

RED TILSON TROPHY
MOST OUTSTANDING PLAYER OF THE YEAR
2017-2018