



Media Kit



**Wenatchee Wild at Vancouver Giants
Home Game #3: Friday, October 17, 2025**



Standings

Eastern Conference

East Division

| Rank | Team | GP | GR | W | L | OTL | SL | PTS | PCT | GF | GA | PIM | RW | ROW | S/O | Home | Away | P10 | STK |
|------|-----------------------|----|----|---|---|-----|----|-----|-------|----|----|-----|----|-----|-----|---------|---------|---------|---------|
| 1 | Saskatoon Blades | 9 | 59 | 7 | 2 | 0 | 0 | 14 | 0.778 | 34 | 20 | 123 | 6 | 7 | 0-0 | 4-0-0-0 | 3-2-0-0 | 7-2-0-0 | 5-0-0-0 |
| 2 | Prince Albert Raiders | 7 | 61 | 6 | 0 | 1 | 0 | 13 | 0.929 | 32 | 16 | 79 | 5 | 6 | 0-0 | 4-0-0-0 | 2-0-1-0 | 6-0-1-0 | 6-0-1-0 |
| 3 | Swift Current Broncos | 8 | 60 | 5 | 3 | 0 | 0 | 10 | 0.625 | 30 | 32 | 127 | 4 | 5 | 0-0 | 3-2-0-0 | 2-1-0-0 | 5-3-0-0 | 1-0-0-0 |
| 4 | Moose Jaw Warriors | 9 | 59 | 4 | 4 | 1 | 0 | 9 | 0.500 | 40 | 41 | 134 | 4 | 4 | 0-0 | 2-3-1-0 | 2-1-0-0 | 4-4-1-0 | 0-2-0-0 |
| 5 | Brandon Wheat Kings | 8 | 60 | 2 | 5 | 1 | 0 | 5 | 0.313 | 32 | 42 | 109 | 2 | 2 | 0-0 | 2-4-1-0 | 0-1-0-0 | 2-5-1-0 | 1-0-0-0 |
| 6 | Regina Pats | 7 | 61 | 1 | 5 | 1 | 0 | 3 | 0.214 | 20 | 29 | 72 | 1 | 1 | 0-0 | 0-3-1-0 | 1-2-0-0 | 1-5-1-0 | 0-1-1-0 |

Central Division

| Rank | Team | GP | GR | W | L | OTL | SL | PTS | PCT | GF | GA | PIM | RW | ROW | S/O | Home | Away | P10 | STK |
|------|-----------------------|----|----|---|---|-----|----|-----|-------|----|----|-----|----|-----|-----|---------|---------|---------|---------|
| 1 | Edmonton Oil Kings | 10 | 58 | 8 | 2 | 0 | 0 | 16 | 0.800 | 43 | 24 | 155 | 8 | 8 | 0-0 | 4-0-0-0 | 4-2-0-0 | 8-2-0-0 | 3-0-0-0 |
| 2 | Medicine Hat Tigers | 9 | 59 | 7 | 2 | 0 | 0 | 14 | 0.778 | 38 | 20 | 116 | 7 | 7 | 0-0 | 6-0-0-0 | 1-2-0-0 | 7-2-0-0 | 2-0-0-0 |
| 3 | Calgary Hitmen | 7 | 61 | 4 | 3 | 0 | 0 | 8 | 0.571 | 23 | 24 | 86 | 4 | 4 | 0-0 | 3-2-0-0 | 1-1-0-0 | 4-3-0-0 | 0-1-0-0 |
| 4 | Lethbridge Hurricanes | 11 | 57 | 2 | 8 | 0 | 1 | 5 | 0.227 | 27 | 48 | 144 | 2 | 2 | 0-1 | 0-5-0-1 | 2-3-0-0 | 2-7-0-1 | 0-3-0-1 |
| 5 | Red Deer Rebels | 8 | 60 | 2 | 6 | 0 | 0 | 4 | 0.250 | 21 | 27 | 147 | 2 | 2 | 0-0 | 1-3-0-0 | 1-3-0-0 | 2-6-0-0 | 1-0-0-0 |

Western Conference

B.C. Division

| Rank | Team | GP | GR | W | L | OTL | SL | PTS | PCT | GF | GA | PIM | RW | ROW | S/O | Home | Away | P10 | STK |
|------|-----------------------|----|----|---|---|-----|----|-----|-------|----|----|-----|----|-----|-----|---------|---------|---------|---------|
| 1 | Victoria Royals | 9 | 59 | 5 | 2 | 2 | 0 | 12 | 0.667 | 39 | 36 | 101 | 2 | 4 | 1-0 | 2-1-1-0 | 3-1-1-0 | 5-2-2-0 | 2-0-1-0 |
| 2 | Penticton Vees | 9 | 59 | 5 | 2 | 1 | 1 | 12 | 0.667 | 36 | 27 | 98 | 5 | 5 | 0-1 | 3-1-1-0 | 2-1-0-1 | 5-2-1-1 | 4-0-1-1 |
| 3 | Prince George Cougars | 7 | 61 | 5 | 2 | 0 | 0 | 10 | 0.714 | 29 | 18 | 123 | 5 | 5 | 0-0 | 3-2-0-0 | 2-0-0-0 | 5-2-0-0 | 0-1-0-0 |
| 4 | Kamloops Blazers | 10 | 58 | 5 | 5 | 0 | 0 | 10 | 0.500 | 40 | 42 | 93 | 4 | 5 | 0-0 | 3-1-0-0 | 2-4-0-0 | 5-5-0-0 | 0-1-0-0 |
| 5 | Kelowna Rockets | 7 | 61 | 3 | 3 | 0 | 1 | 7 | 0.500 | 24 | 32 | 100 | 2 | 2 | 1-1 | 1-2-0-1 | 2-1-0-0 | 3-3-0-1 | 0-2-0-1 |
| 6 | Vancouver Giants | 9 | 59 | 3 | 6 | 0 | 0 | 6 | 0.333 | 29 | 46 | 110 | 2 | 3 | 0-0 | 1-1-0-0 | 2-5-0-0 | 3-6-0-0 | 1-0-0-0 |

U.S. Division

| Rank | Team | GP | GR | W | L | OTL | SL | PTS | PCT | GF | GA | PIM | RW | ROW | S/O | Home | Away | P10 | STK |
|------|----------------------|----|----|---|---|-----|----|-----|-------|----|----|-----|----|-----|-----|---------|---------|---------|---------|
| 1 | Everett Silvertips | 8 | 60 | 7 | 0 | 1 | 0 | 15 | 0.938 | 37 | 17 | 128 | 5 | 6 | 1-0 | 3-0-1-0 | 4-0-0-0 | 7-0-1-0 | 7-0-1-0 |
| 2 | Spokane Chiefs | 9 | 59 | 5 | 4 | 0 | 0 | 10 | 0.556 | 30 | 20 | 109 | 4 | 4 | 1-0 | 2-2-0-0 | 3-2-0-0 | 5-4-0-0 | 1-0-0-0 |
| 3 | Portland Winterhawks | 9 | 59 | 4 | 5 | 0 | 0 | 8 | 0.444 | 29 | 39 | 112 | 3 | 4 | 0-0 | 0-0-0-0 | 4-5-0-0 | 4-5-0-0 | 0-1-0-0 |
| 4 | Seattle Thunderbirds | 8 | 60 | 3 | 5 | 0 | 0 | 6 | 0.375 | 27 | 37 | 173 | 3 | 3 | 0-0 | 2-1-0-0 | 1-4-0-0 | 3-5-0-0 | 0-2-0-0 |
| 5 | Tri-City Americans | 7 | 61 | 2 | 5 | 0 | 0 | 4 | 0.286 | 16 | 29 | 93 | 2 | 2 | 0-0 | 1-1-0-0 | 1-4-0-0 | 2-5-0-0 | 1-0-0-0 |
| 6 | Wenatchee Wild | 7 | 61 | 1 | 4 | 1 | 1 | 4 | 0.286 | 18 | 28 | 117 | 1 | 1 | 0-1 | 1-2-1-0 | 0-2-0-1 | 1-4-1-1 | 1-0-0-0 |

x = Clinched Playoff Position

y = Teams who have clinched Division title

z = Regular Season Champion

Thursday, October 16 2025

Kamloops 3 at Brandon 6 (Final)

Friday, October 17 2025

Calgary at Lethbridge 7:00 PM
Moose Jaw at Saskatoon 7:00 PM
Portland at Red Deer 7:00 PM
Regina at Prince Albert 7:00 PM
Everett at Penticton 7:05 PM
Prince George at Seattle 7:05 PM
Wenatchee at Vancouver 7:00 PM

Saturday, October 18 2025

Brandon at Regina 6:00 PM
Edmonton at Prince Albert 7:00 PM
Kamloops at Swift Current 7:00 PM
Saskatoon at Moose Jaw 6:00 PM
Spokane at Red Deer 6:00 PM
Everett at Kelowna 6:05 PM
Medicine Hat at Victoria 6:05 PM
Prince George at Tri-City 6:05 PM
Vancouver at Penticton 6:05 PM
Wenatchee at Seattle 6:05 PM



GAME LINEUP



WHL REGULAR SEASON GAME

WESTERN HOCKEY LEAGUE REGULAR SEASON GAME

VANCOUVER GIANTS VS. WENATCHEE WILD

LANGLEY EVENTS CENTRE - LANGLEY, B.C. - FRIDAY, OCTOBER 17 2025 - 7:00 PM

REFEREES: Bryan Bourdon (45), Stephen Campbell (14)
LINESPERSONS: Isaac La Roy (148), Mitchell Gibbs (142)
VIDEO GOAL JUDGE: Derek Adams



VANCOUVER GIANTS

3-6-0-0

PP: 26.1% / PK: 59.5%




WENATCHEE WILD

1-4-1-1


PP: 17.1% / PK: 86.8%

| # | POS | SKATERS | YOB | HT | WT | GP | G | A | P | +/- | PIM |
|----|-----|---|-----|------|-----|----|---|---|----|-----|-----|
| 2 | D | COLTON ALAIN | 07 | 6'5 | 203 | 9 | 1 | 1 | 2 | -4 | 6 |
| 4 | D | RYAN LIN | 08 | 6'0 | 175 | 9 | 3 | 9 | 12 | 0 | 10 |
| 5 | RW | TYUS SPARKS | 08 | 6'0 | 180 | 9 | 2 | 5 | 7 | 2 | 4 |
| 6 | D | LANCE MCCLOSKEY* | 07 | 6'0 | 190 | 6 | 0 | 0 | 0 | -1 | 0 |
| 7 | RW | TY HALABURDA | 05 | 5'11 | 190 | 9 | 7 | 3 | 10 | 2 | 8 |
| 8 | LW | AARON OBOBAIFO | 07 | 5'10 | 173 | 9 | 1 | 2 | 3 | -7 | 12 |
| 10 | D | BRADYON RIGGALL* | 08 | 6'3 | 216 | 6 | 0 | 1 | 1 | 0 | 2 |
| 12 | C | BRETT OLSON | 08 | 6'2 | 188 | 9 | 0 | 2 | 2 | -6 | 8 |
| 13 | LW | TOBIAS TOMIK* | L07 | 6'2 | 198 | 9 | 3 | 2 | 5 | -2 | 0 |
| 15 | RW | LEONARDO DOMENICHELLI | 06 | 5'8 | 176 | 9 | 0 | 0 | 0 | -6 | 0 |
| 16 | C | BLAKE CHORNEY* | 09 | 6'0 | 197 | 9 | 3 | 2 | 5 | 0 | 2 |
| 17 | LW | LUCA PURA* | 08 | 6'2 | 187 | 3 | 0 | 0 | 0 | -1 | 0 |
| 19 | RW | CAMERON SCHMIDT  | 07 | 5'8 | 158 | 8 | 3 | 7 | 10 | -3 | 10 |
| 20 | C | JAKOB ORESKOVIC | 07 | 6'1 | 190 | 9 | 3 | 2 | 5 | -1 | 0 |
| 21 | C | ADAM TITLBACH | 06 | 5'9 | 168 | 9 | 2 | 5 | 7 | -1 | 10 |
| 23 | LW | RICHARD WONYENEH* | 09 | 6'0 | 187 | 3 | 0 | 1 | 1 | 0 | 0 |
| 25 | D | KOLBY GAPTER | 06 | 6'1 | 200 | 4 | 0 | 0 | 0 | -3 | 4 |
| 27 | LD | ETHAN MITTELSTEADT | 05 | 6'0 | 190 | 3 | 1 | 0 | 1 | -1 | 0 |
| 28 | LW | TORRETTO MARRELLI | 07 | 5'10 | 179 | 8 | 0 | 1 | 1 | 0 | 6 |
| 34 | D | JAN SKOK | L06 | 6'1 | 200 | 9 | 0 | 0 | 0 | -2 | 16 |
| 36 | RW | CADEN CAIL | 07 | 6'2 | 195 | 4 | 0 | 1 | 1 | 0 | 2 |
| 44 | D | MAREK HOWELL | 06 | 6'4 | 206 | 9 | 0 | 1 | 1 | 1 | 8 |

| # | POS | GOALTENDERS | YOB | HT | WT | RECORD | GAA | SV% | SO |
|----|-----|---|-----|------|-----|--------|------|------|----|
| 30 | G | OWEN LUNNEBORG* | L07 | 5'11 | 166 | 0-1-0 | 6.32 | .824 | 0 |
| 31 | G | KELTON PYNE  | 05 | 6'1 | 173 | 0-0-1 | 5.76 | .818 | 0 |
| 35 | G | BURKE HOOD | 07 | 6'3 | 193 | 3-4-0 | 4.55 | .854 | 0 |

L = LATE BIRTHDAY FOR NHL DRAFT PURPOSES

* = ROOKIE

| # | POS | SKATERS | YOB | HT | WT | GP | G | A | P | +/- | PIM |
|----|-----|--|-----|------|-----|----|---|---|----|-----|-----|
| 2 | LD | BRANDON MICKELSON* | 07 | 5'10 | 170 | 1 | 0 | 1 | 1 | 1 | 0 |
| 3 | LD | JOSH TOLL* | 07 | 6'0 | 155 | 6 | 0 | 5 | 5 | -6 | 8 |
| 4 | D | BOSTON TAIT* | 09 | 6'1 | 166 | 7 | 0 | 2 | 2 | -3 | 9 |
| 5 | LD | JOSH FLUKER | 06 | 6'0 | 185 | 5 | 1 | 1 | 2 | 4 | 8 |
| 6 | D | DANIAL VAILLANT* | 09 | 6'0 | 164 | 2 | 0 | 0 | 0 | -1 | 0 |
| 8 | C | PAUL WICZEK | 06 | 6'4 | 209 | 4 | 0 | 0 | 0 | -2 | 4 |
| 9 | RW | AIDEN GROSSKLAUS* | 07 | 5'11 | 180 | 7 | 2 | 0 | 2 | -6 | 0 |
| 10 | LW | MADDIX MCCAGHERTY | 06 | 6'0 | 184 | 7 | 2 | 0 | 2 | -7 | 6 |
| 11 | C | MASON KRAFT* | 07 | 5'11 | 175 | 7 | 2 | 8 | 10 | -1 | 2 |
| 12 | LD | BRANDON OSBORNE | 06 | 6'2 | 186 | 6 | 0 | 1 | 1 | -2 | 0 |
| 13 | LW | MATHIAS SILABAN | 08 | 6'1 | 193 | 3 | 0 | 0 | 0 | -2 | 2 |
| 14 | RW | DAWSON SEITZ | 05 | 6'2 | 190 | 4 | 2 | 1 | 3 | -1 | 9 |
| 16 | D | MICHAL CAPOS* | 07 | 6'5 | 216 | 2 | 0 | 0 | 0 | -1 | 6 |
| 17 | RW | BLAKE VANEK*  | 07 | 6'3 | 210 | 6 | 0 | 3 | 3 | -3 | 6 |
| 18 | LW | SHAUN RIOS | L05 | 6'0 | 198 | 7 | 0 | 2 | 2 | -6 | 15 |
| 20 | C | ALEXANDRE ANDRE* | 08 | 5'10 | 170 | 6 | 0 | 0 | 0 | 2 | 16 |
| 21 | D | DARIAN ROLSING* | 08 | 6'6 | 185 | 7 | 0 | 1 | 1 | -2 | 2 |
| 22 | LW | ZANE SAAB | 06 | 6'0 | 180 | 7 | 1 | 0 | 1 | -2 | 0 |
| 23 | C | SAM ELLIOTT | 05 | 6'2 | 180 | 7 | 2 | 3 | 5 | -5 | 2 |
| 25 | LW | GRADY WEMAN* | L08 | 5'10 | 162 | 5 | 0 | 1 | 1 | 0 | 4 |
| 26 | RD | DREW SMITH* | 07 | 6'2 | 194 | 5 | 0 | 2 | 2 | -2 | 2 |
| 27 | RW | LUKA SHCHERBYNA | 06 | 5'10 | 175 | 7 | 5 | 1 | 6 | 0 | 2 |
| 28 | RW | CAELAN JOUDREY | 08 | 6'4 | 172 | 7 | 1 | 0 | 1 | -6 | 10 |
| 29 | LW | RUI HAN* | 07 | 6'0 | 170 | 1 | 0 | 0 | 0 | 0 | 0 |

| # | POS | GOALTENDERS | YOB | HT | WT | RECORD | GAA | SV% | SO |
|----|-----|-----------------|-----|-----|-----|--------|------|------|----|
| 30 | G | CAL CONWAY* | 07 | 6'1 | 185 | 0-1-1 | 4.45 | .885 | 0 |
| 31 | G | TOBIAS TVRZNIK* | 07 | 6'4 | 180 | 1-3-1 | 3.18 | .923 | 0 |

L = LATE BIRTHDAY FOR NHL DRAFT PURPOSES

* = ROOKIE

GIANTS HOCKEY STAFF

RON TOIGO
HNAT DOMENICHELLI
PETER TOIGO
GREG BATTERS
PARKER BURGESS
GAELAN PATTERSON
WACEY RABBIT
KAYDEN JARVIS
PAUL FRICKER
MIKE BURNSTEIN
PAUL NG
PAVEL DHAH

President, Governor, Majority Owner
General Manager
VP Operations, Asst. General Manager
Director of Player Personnel
Head Coach
Assistant Coach
Assistant Coach
Video & Skill Development Coach
Goaltending Coach
Athletic Therapist
Equipment Manager
Strength & Conditioning Coach

WILD HOCKEY STAFF

BLISS LITTLER
DON NACHBAUR
CHRIS CLARK
DAN JOHNSTON
ETHAN GOLDBERG
ERIC WILLIAMS
LEIGH MENDELSON
LARISSA GEMER
GARETT HOGLUND
CONNER HAWK
DR. SHARON SEGUIN

General Manager
Head Coach
Assistant GM/Dir. of Hockey Operations
Assistant Coach
Assistant Coach
Goaltending Coach
Director of Scouting
Head Athletic Trainer
Head Equipment Manager
Assistant Equipment Manager
Team Physician



VANCOUVER GIANTS

2025-26 REGULAR SEASON ROSTER

| GIANTS ROSTER (25 PLAYERS) | | | | | | | | | | | | | | | | | |
|--|-----------------------|------|-----|----|------|-----------------------------------|------------------------------|--|--|----------|----|---|------|------|---------------------------------------|-----------------|----------------------|
| # | FORWARDS (14) | Ht. | Wt. | SH | YOB | Hometown | 2024-25 Team | | | League | GP | G | A | PTS | Acquired | NHL Draft | Pronunciation |
| 5 | Tyus Sparks | 6-0 | 180 | R | 2008 | Meridian, ID | Vancouver Giants | | | WHL | 53 | 11 | 6 | 17 | 1st RD (8th) - 2023 U.S. Draft | Eligible 2026 | |
| 7 | Ty Halaburda | 5-11 | 190 | R | 2005 | Victoria, B.C. | Vancouver Giants | | | WHL | 64 | 29 | 33 | 62 | 2nd RD (32nd) - 2020 WHL Draft | Free Agent | Ha-la-BURR-da |
| 8 | Aaron Obobaifo | 5-10 | 173 | L | 2007 | Calgary, Alta. | Vancouver Giants | | | WHL | 13 | 6 | 4 | 10 | 1st RD (19th) - 2022 WHL Draft | Eligible 2026 | Oh-ba-BIGH-foe |
| 12 | Brett Olson | 6-2 | 188 | R | 2008 | Spruce Grove, Alta. | Vancouver Giants | | | WHL | 64 | 4 | 11 | 15 | 1st RD (8th) - 2023 WHL Draft | Eligible 2026 | |
| 13 | Tobias Tomik | 6-2 | 198 | L | 2007 | Trencin, SVK | HK Dukla Trencin | | | Slovakia | 40 | 6 | 2 | 8 | 1st RD (29th) - 2024 CHL Import Draft | Eligible 2026 | Toh-BEE-iss Toe-MEEK |
| 15 | Leonardo Domenichelli | 5-8 | 176 | R | 2006 | Lugano, SUI | HC Lugano U20 | | | U20-Elit | 43 | 19 | 25 | 44 | 7th RD (157th) - 2025 WHL Draft | Eligible 2026 | Daw-min-a-KELLY |
| 16 | Blake Chorney | 6-0 | 197 | L | 2009 | Nipawin, Sask. | Saskatoon Blazers U18 AAA | | | SMAAAHL | 41 | 29 | 38 | 67 | 1st RD (10th) - 2024 WHL Draft | Eligible 2027 | |
| 17 | Luca Pura | 6-2 | 187 | L | 2008 | Winnipeg, Man. | Winnipeg Wild U18 AAA | | | MU18HL | 48 | 33 | 50 | 83 | 7th RD (139th) - 2023 WHL Draft | Eligible 2026 | PURE-uh |
| 19 | Cameron Schmidt | 5-8 | 158 | R | 2007 | Prince George, B.C. | Vancouver Giants | | | WHL | 61 | 40 | 38 | 78 | 1st RD (7th) - 2022 WHL Draft | DAL '25 (3/94) | |
| 20 | Jakob Oreskovic | 6-1 | 190 | L | 2007 | Langley, B.C. | Vancouver Giants | | | WHL | 52 | 7 | 14 | 21 | 1st RD (22nd) - 2022 WHL Draft | Eligible 2026 | Uh-RESS-Kuh-VICK |
| 21 | Adam Titlbach | 5-9 | 168 | L | 2006 | Litvinov, CZE | Vancouver Giants | | | WHL | 68 | 27 | 18 | 45 | 1st RD (21st) - 2023 CHL Import Draft | Eligible 2026 | TIH-tull-back |
| 23 | Richard Wonyeneh | 6-0 | 187 | L | 2009 | Langley, B.C. | Burnaby Winter Club U18 Prep | | | CSSL | 35 | 6 | 14 | 20 | 7th RD (143rd) - 2024 WHL Draft | Eligible 2027 | ONE-eee-in |
| 28 | Torretto Marrelli | 5-10 | 179 | L | 2007 | Devon, Alta. | Vancouver Giants | | | WHL | 58 | 0 | 4 | 4 | LISTED | Eligible 2026 | Muh-RELL-ee |
| 36 | Caden Cail | 6-2 | 195 | R | 2007 | Kamloops, B.C. | Vancouver Giants | | | WHL | 47 | 1 | 2 | 3 | LISTED | Eligible 2026 | Kale |
| # | DEFENCEMEN (8) | Ht. | Wt. | SH | YOB | Hometown | 2024-25 Team | | | League | GP | G | A | PTS | Acquired | NHL Draft | Pronunciation |
| 2 | Colton Alain | 6-5 | 203 | R | 2007 | Victoria, B.C. | Vancouver Giants | | | WHL | 64 | 1 | 6 | 7 | 3rd RD (54th) - 2022 WHL Draft | Eligible 2026 | ah-LANE |
| 4 | Ryan Lin | 6-0 | 175 | R | 2008 | Richmond, B.C. | Vancouver Giants | | | WHL | 60 | 5 | 48 | 53 | 1st RD (6th) - 2023 WHL Draft | Eligible 2026 | |
| 6 | Lance McCloskey | 6-0 | 190 | R | 2007 | Newport Beach, CA | Fairmont Prep U18 AAA | | | USHS-CA | 47 | 30 | 31 | 61 | LISTED | Eligible 2026 | Muh-CLOSS-key |
| 10 | Braydon Riggall | 6-3 | 216 | L | 2008 | Calgary, Alta. | Calgary Northstars U18 AAA | | | AEHL | 32 | 18 | 17 | 35 | 3rd RD (58th) - 2023 WHL Draft | Eligible 2026 | Rih-GAWL |
| 25 | Kolby Gapter | 6-1 | 200 | R | 2006 | Arvada, CO | Vancouver Giants | | | WHL | 40 | 0 | 1 | 1 | TRADE – MH (Jan. 2024) | Eligible 2026 | |
| 27 | Ethan Mittelsteadt | 6-0 | 190 | L | 2005 | Victoria, B.C. | Vancouver Giants | | | WHL | 66 | 4 | 18 | 22 | TRADE – KEL (Nov. 2024) | Free Agent | middle-stedd |
| 34 | Jan Skok | 6-1 | 200 | L | 2006 | Pisek, CZE | HC Plzeň | | | Czechia | 28 | 1 | 0 | 1 | 1st RD (61st) - 2025 CHL Import Draft | Eligible 2026 | Yawn S-kawk |
| 44 | Marek Howell | 6-4 | 206 | L | 2006 | Calgary, Alta. | Vancouver Giants | | | WHL | 48 | 1 | 5 | 6 | TRADE – MJ (July 2023) | Eligible 2026 | |
| # | GOALTENDERS (3) | Ht. | Wt. | C | YOB | Hometown | 2024-25 Team | | | League | GP | WL-OT | GAA | SV% | Acquired | NHL Draft | Pronunciation |
| 30 | Owen Lunneborg | 5-11 | 166 | L | 2007 | Shakopee, MN | Shakopee High School | | | USHS-MN | 26 | 21-4-1 | 1.56 | .923 | LISTED | Eligible 2026 | Lunn-uh-BORG |
| 31 | Kelton Pyne | 6-1 | 173 | L | 2005 | White City, Sask. | Regina Pats | | | WHL | 44 | 13-22-7 | 3.56 | .887 | TRADE – REG (Oct. 2025) | Free Agent | Pine |
| 35 | Burke Hood | 6-4 | 200 | L | 2007 | Brandon, Man. | Vancouver Giants | | | WHL | 42 | 19-13-6 | 3.13 | .910 | 6th RD (119th) - 2022 WHL Draft | NYI '25 (6/170) | |
| Hockey Staff | | | | | | | | | | | | | | | | | |
| General Manager: Hnat Domenichelli | | | | | | Head Coach: Parker Burgess | | | | | | Video & Skill Dev. Coach: Kayden Jarvis | | | | | |
| VP, Operations/Asst. GM: Peter Toigo | | | | | | Assistant Coach: Gaelan Patterson | | | | | | Goaltending Coach: Paul Fricker | | | | | |
| Director of Player Personnel: Greg Batters | | | | | | Assistant Coach: Wacey Rabbit | | | | | | Athletic Therapist: Mike Burnstein | | | | | |
| | | | | | | | | | | | | Strength & Conditioning Coach: Pavel Dhah | | | | | |



VANCOUVER GIANTS

GAME NOTES

FRIDAY, OCTOBER 17, 2025

VANCOUVER GIANTS (3-6-0) at WENATCHEE WILD (1-4-1-1)

SCENE SETTER

The Vancouver Giants host the Wenatchee Wild tonight at 7 PM in the first of four head-to-head meetings this season. The Giants will look to build on their 4-1 win over Regina last Saturday, which was their sixth and final game of their East Division road trip. The G-Men held the Pats to just 12 shots on goal in the game and had strong performances throughout the lineup. Vancouver went 2-4-0 on the road trip overall. The Wild are coming off their very first win of the season, a 7-3 home win over the Seattle Thunderbirds on Sunday. The Wild are 0-2-1 on the road so far this season, getting outscored 11-5 in those three games combined. Vancouver went 2-1-1 vs. Wenatchee last season.

LAST TIME OUT

The Vancouver Giants limited the Regina Pats to just 12 shots on goal last Saturday night in a convincing 4-1 road win at the Brandt Centre. Four different Giants found the back of the net on Saturday: **Cameron Schmidt** (3rd), **Tobias Tomik** (3rd), **Blake Chorney** (3rd) and **Ty Halaburda** (ENG, 7th). **Tyus Sparks** also had a standout performance with two primary assists and was named the game's first star. **Burke Hood** improved to 3-3-0 with the win, but only had to make 11 saves.

LAST 5 GAMES (2-3-0) | 13 GF, 20 GA

| DATE | VAN RESULT | SCORE | VAN SCORERS | IN GOAL | GWG |
|---------|------------|----------------|--|-------------------|------------------|
| Oct. 11 | WIN | VAN 4 at REG 1 | Schmidt, Tomik, Chorney, Halaburda (ENG) | Hood (11/12) | Tomik (VAN) |
| Oct. 10 | LOSS | VAN 3 at BDN 4 | Obobaifo, Oreskovic, Lin | Hood (34/38) | Turko (BDN) |
| Oct. 8 | LOSS | VAN 0 at PA 6 | | Lunneborg (36/42) | Christensen (PA) |
| Oct. 7 | LOSS | VAN 1 at SAS 6 | Chorney | Hood (33/38) | Bowtell (SAS) |
| Oct. 4 | WIN | VAN 5 at MJ 3 | Halaburda (2), Oreskovic, Chorney, Tomik (ENG) | Hood (25/28) | Chorney (VAN) |

NEXT 5 GAMES

| DATE | OPPONENT | LOCATION | TIME (PDT) |
|----------------------|--------------|-----------------------|------------|
| Friday, October 17 | Wenatchee | Langley Events Centre | 7:00 PM |
| Saturday, October 18 | Penticton | SOEC | 6:05 PM |
| Sunday, October 19 | Medicine Hat | Langley Events Centre | 4:00 PM |
| Friday, October 24 | Portland | Langley Events Centre | 7:00 PM |
| Saturday, October 25 | Kamloops | Sandman Centre | 6:00 PM |

vs. WEN - LAST 5 H2H (3-1-1)

| DATE | LOCATION | RESULT | DATE | LOCATION | RESULT/TIME |
|---------------|--------------------|---------|---------------|--------------------|-------------|
| Mar. 2, 2025 | LEC | 3-1 W | Oct. 17, 2025 | LEC | 7:00 PM PT |
| Feb. 23, 2025 | Town Toyota Center | 6-2 L | Nov. 26, 2025 | Town Toyota Center | 6:00 PM PT |
| Jan. 3, 2025 | LEC | 3-0 W | Jan. 10, 2026 | LEC | 7:00 PM PT |
| Oct. 20, 2024 | Town Toyota Center | 3-2 OTL | Jan. 11, 2026 | Town Toyota Center | 4:00 PM PT |
| Feb. 10, 2024 | LEC | 7-2 W | | | |

2025-26 SEASON SERIES vs. WEN (0-0-0)



VANCOUVER GIANTS

GAME NOTES

TALE OF THE TAPE: '25-26 REG. SEASON

| WENATCHEE | | VANCOUVER | | VAN TEAM HIGHS | | | |
|-----------------------|-------------------|----------------------|--|--------------------|----|----------------------|--------------------------|
| 1-4-1-1 -- 4 points | Team Record | 3-6-0-0 -- 6 points | | CATEGORY | # | GAME | |
| 12th/22nd | Conf./WHL Ranking | 10th/17th | | Goals For (Game) | 6 | Sept. 26 vs. VIC | |
| 1-4-1-1 | Past 10 Games | 3-6-0-0 | | Goals For (Period) | 3 | Sept. 26 & Oct. 3 | |
| 1-0-0-0 | Streak | 1-0-0-0 | | Shots For (Game) | 37 | Sept. 26 vs. VIC | |
| 7-3 W vs SEA (Oct 12) | Last Game | 4-1 W @ REG (Oct 11) | | Shots For (Period) | 15 | Oct. 3 at SC | |
| 1-2-1-0 | Home Record | 1-1-0-0 | | Power Play Goals | 2 | Sept. 26 & 27 | |
| 0-2-0-1 | Away Record | 2-5-0-0 | | | | | |
| 18 (2.57 - 21st) | GF | 29 (3.22 - T-17th) | | VAN PLAYER HIGHS | | | |
| 28 (4.00 - T-11th) | GA | 46 (5.11 - 22nd) | | CATEGORY | # | GAME | PLAYER |
| (6/35) 17.1% (17th) | PP (Overall) | (6/23) 26.1% (8th) | | Goals | 2 | Sept. 26, 27, Oct. 4 | Titlbach, Halaburda (x2) |
| (5/38) 86.8% (4th) | PK (Overall) | (17/42) 59.5% (23rd) | | Assists | 4 | Oct. 4 at. MJ | Lin |
| (0/0) 0% | PP vs. Opp. | (0/0) 0% | | Points | 4 | Oct. 4 at. MJ | Lin |
| (0/0) 0% | PK vs. Opp. | (0/0) 0% | | +/- | 3 | Sept. 26 & Oct. 11 | Multiple |
| Kraft (2-8-10) | Leading Rookie | Chorney (3-2-5) | | Faceoff Wins | 16 | Oct. 10 at BDN | Halaburda |
| Kraft (2-8-10) | Top Scorer | Lin (3-9-12) | | | | | |

| | -- HOME -- | | | | | | | | | | -- AWAY -- | | | | | | | | |
|------|------------|---|---|-----|-----|-----|----|----|-----|--|------------|---|---|-----|-----|-----|----|----|-----|
| TEAM | GP | W | L | OTL | SOL | PTS | GF | GA | S/O | | GP | W | L | OTL | SOL | PTS | GF | GA | S/O |
| VAN | 2 | 1 | 1 | 0 | 0 | 2 | 7 | 10 | 0-0 | | 7 | 2 | 5 | 0 | 0 | 4 | 22 | 36 | 0-0 |
| WEN | 4 | 1 | 2 | 1 | 0 | 3 | 13 | 17 | 0-0 | | 3 | 0 | 2 | 0 | 1 | 1 | 5 | 11 | 0-1 |

| GIANTS RECORD BY DIVISION | | | |
|---------------------------|--------|-----------------|---------------|
| DIVISION | RECORD | NEXT OPPONENT | LAST OPPONENT |
| B.C. Division | 1-2-0 | Oct. 18 at PEN | 9-4 L at VIC |
| U.S. Division | 0-0-0 | Oct. 17 vs. WEN | - |
| Central Division | 0-0-0 | Oct. 19 vs. MH | - |
| East Division | 2-4-0 | N/A | 4-1 W at REG |

| GIANTS RECORD BY MONTH | | | | | | | |
|------------------------|--------|-------|-------|-------|------|------|-------|
| MONTH | RECORD | HOME | AWAY | GF-GA | DIFF | PP | PK |
| September | 1-2-0 | 1-1-0 | 0-1-0 | 11-19 | -8 | 3/7 | 6/13 |
| October | 2-4-0 | 0-0-0 | 2-4-0 | 18-27 | -9 | 3/16 | 19/29 |
| November | 0-0-0 | 0-0-0 | 0-0-0 | 0-0 | 0 | 0/0 | 0/0 |
| December | 0-0-0 | 0-0-0 | 0-0-0 | 0-0 | 0 | 0/0 | 0/0 |
| January | 0-0-0 | 0-0-0 | 0-0-0 | 0-0 | 0 | 0/0 | 0/0 |
| February | 0-0-0 | 0-0-0 | 0-0-0 | 0-0 | 0 | 0/0 | 0/0 |
| March | 0-0-0 | 0-0-0 | 0-0-0 | 0-0 | 0 | 0/0 | 0/0 |



VANCOUVER GIANTS

GAME NOTES

NOTEWORTHY

CALL FOR CANADA

Giants forward **Blake Chorney** was one of 19 WHL players invited to participate in the 2025 U17 World Challenge in Nova Scotia with Hockey Canada, which takes place Nov. 2-8. The left-shot centre will suit up for Canada Red, as Canada sends 44 players in total split into two teams. The 16-year-old has been one of the Giants best players early on in his rookie season, chipping in three goals and five points in nine games. All three goals have come in the last five games, including his first career goal in his home province against Moose Jaw on Oct. 4.

LIN LEADING THE WAY

Draft-eligible defenceman **Ryan Lin** is having an incredible start to the year with 12 points (3G-9A) through the first nine games, leading all d-man in the WHL in scoring. The right-shot blueliner put up 53 points in 60 games last year, becoming the first WHL defenceman – along with Landon Dupont – to reach the 50-point milestone in his 16-year-old season since Scott Niedermayer in 1990. Lin was the first WHL player named to team CHL for November's CHL USA Prospects Challenge. Lin was ranked **7th** on TSN's Pre-Season NHL Draft ranking, consisting of a survey of 10 NHL scouts.

BURD-MAN BURYING THE BISCUIT

Vancouver Giants 5th-year forward **Ty Halaburda** has scored seven goals already this season, which is T-4th in the entire WHL. Four of the seven have come on the power play. Halaburda now has 83 career goals, all with Vancouver, which ranks 9th in franchise history, three behind Craig Cunningham for 8th.

SOLIDIFYING THE NET

On Oct. 16, the Giants acquired 20-year-old netminder **Kelton Pyne** from the Regina Pats in exchange for a 6th-round pick in 2028. Pyne was the Pats Player of the Year last season, after he posted an .887 save percentage, 3.56 goals-against average and 13-22-4-3 record for a team that only won 16 games all season. He has played in 104 career WHL games.

NEW BRASS

Leading the Giants this season behind the bench will be an almost entirely new staff: **Head Coach Parker Burgess** joins from the USHL – where he won a Clark Cup Championship with Muskegon; Assistant Coach **Wacey Rabbit** joins from the Saskatoon Blades; and Assistant Coach **Gaelan Patterson** joins from the Nanaimo Clippers. Video and Skill Development Coach Kayden Jarvis returns for his third season. Putting all the pieces together is new General Manager **Hnat Domenichelli**, who won back-to-back Memorial Cups as a player in the 1990s with the Kamloops Blazers before a seven-year NHL career and 11-year pro career in Switzerland. Domenichelli was most recently the GM of the professional team in Lugano in the NLA from 2019-25.

CALL TO NHL ROOKIE CAMPS

Six Giants eligible to play for the club in the 2025-26 season were invited to NHL rookie camps: **Colton Alain** (Calgary), **Burke Hood** (New York Islanders), **Aaron Obobaifo** (VAN), **Jakob Oreskovic** (VAN), **Cameron Schmidt** (Dallas) and **Tyler Thorpe** (Montreal). Only two of those six got the extended call to main camp and missed opening weekend: Hood and Schmidt.

DRAFT SZN

It's going to be a massive year for Richmond native **Ryan Lin**, who has a lot of hype surrounding him as one of the top defencemen available for the 2026 NHL Draft. He and exceptional status defenceman Landon Dupont (eligible in 2027) broke a 35-year old record last season for points by a 16-year-old rookie defenceman, with them each eclipsing 50. It's also the first year of NHL Draft eligibility for **Tobias Tomik**, **Tyus Sparks**, **Brett Olson**, goaltender **Owen Lunneborg** and rookies **Luca Pura** and **Braydon Riggall**.

PRESEASON WRAP

The Giants went a perfect 4-0 in the 2025 preseason. Their first two games were on the road: they beat Kamloops on Sept. 3 by a 3-1 score and they beat Penticton on Sept. 4 by a 4-3 score. Following that, the Giants beat Victoria twice at 'home': 7-4 in Ladner on Sept. 9 and 3-2 in OT in Port Coquitlam on Sept. 10. Notable preseason performances included **Tyus Sparks**, who exploded for seven goals and nine points in three games, and **Tobias Tomik**, who had a hat-trick against Penticton on Sept. 4.



VANCOUVER GIANTS

GAME NOTES

GIANTS 2025-26 PLAYER STATS

| # | Name | Pos | GP | G | A | PTS | PT/G | +/- | PIM | SOG | SH% | PPG | PPA | SHG | SHA | GWG | FG | IG |
|----|-----------------------|-----|----|---|---|-----|------|-----|-----|-----|------|-----|-----|-----|-----|-----|----|----|
| 4 | Ryan Lin | D | 9 | 3 | 9 | 12 | 1.33 | 0 | 10 | 18 | 16.7 | 0 | 5 | 1 | 0 | 0 | 0 | 0 |
| 7 | Ty Halaburda | RW | 9 | 7 | 3 | 10 | 1.11 | 2 | 8 | 21 | 33.3 | 4 | 1 | 0 | 1 | 0 | 0 | 0 |
| 19 | Cameron Schmidt | RW | 8 | 3 | 7 | 10 | 1.25 | -3 | 10 | 20 | 15 | 1 | 4 | 0 | 0 | 1 | 0 | 0 |
| 5 | Tyus Sparks | RW | 9 | 2 | 5 | 7 | 0.78 | 2 | 4 | 21 | 9.5 | 0 | 0 | 0 | 0 | 0 | 0 | 0 |
| 21 | Adam Titlbach | C | 9 | 2 | 5 | 7 | 0.78 | -1 | 10 | 13 | 15.4 | 0 | 1 | 0 | 0 | 0 | 0 | 0 |
| 16 | * Blake Chorney | C | 9 | 3 | 2 | 5 | 0.56 | 0 | 2 | 14 | 21.4 | 0 | 0 | 0 | 0 | 1 | 0 | 1 |
| 20 | Jakob Oreskovic | C | 9 | 3 | 2 | 5 | 0.56 | -1 | 0 | 19 | 15.8 | 0 | 0 | 0 | 0 | 0 | 1 | 0 |
| 13 | * Tobias Tomik | LW | 9 | 3 | 2 | 5 | 0.56 | -2 | 0 | 15 | 20 | 1 | 0 | 0 | 0 | 1 | 0 | 1 |
| 8 | Aaron Obobaifo | LW | 9 | 1 | 2 | 3 | 0.33 | -7 | 12 | 14 | 7.1 | 0 | 0 | 0 | 0 | 0 | 1 | 0 |
| 2 | Colton Alain | D | 9 | 1 | 1 | 2 | 0.22 | -4 | 6 | 4 | 25 | 0 | 0 | 0 | 0 | 0 | 0 | 0 |
| 12 | Brett Olson | C | 9 | 0 | 2 | 2 | 0.22 | -6 | 8 | 9 | 0 | 0 | 0 | 0 | 0 | 0 | 0 | 0 |
| 27 | Ethan Mittelsteadt | LD | 3 | 1 | 0 | 1 | 0.33 | -1 | 0 | 4 | 25 | 0 | 0 | 0 | 0 | 0 | 1 | 0 |
| 23 | * Richard Wonyeneh | LW | 3 | 0 | 1 | 1 | 0.33 | 0 | 0 | 1 | 0 | 0 | 0 | 0 | 0 | 0 | 0 | 0 |
| 36 | Caden Cail | RW | 4 | 0 | 1 | 1 | 0.25 | 0 | 2 | 1 | 0 | 0 | 0 | 0 | 0 | 0 | 0 | 0 |
| 10 | * Braydon Riggall | D | 6 | 0 | 1 | 1 | 0.17 | 0 | 2 | 3 | 0 | 0 | 0 | 0 | 0 | 0 | 0 | 0 |
| 28 | Torretto Marrelli | LW | 8 | 0 | 1 | 1 | 0.13 | 0 | 6 | 3 | 0 | 0 | 0 | 0 | 0 | 0 | 0 | 0 |
| 44 | Marek Howell | D | 9 | 0 | 1 | 1 | 0.11 | 1 | 8 | 7 | 0 | 0 | 1 | 0 | 0 | 0 | 0 | 0 |
| 17 | * Luca Pura | LW | 3 | 0 | 0 | 0 | 0 | -1 | 0 | 2 | 0 | 0 | 0 | 0 | 0 | 0 | 0 | 0 |
| 25 | Kolby Gapter | D | 4 | 0 | 0 | 0 | 0 | -3 | 4 | 3 | 0 | 0 | 0 | 0 | 0 | 0 | 0 | 0 |
| 6 | * Lance McCloskey | D | 6 | 0 | 0 | 0 | 0 | -1 | 0 | 9 | 0 | 0 | 0 | 0 | 0 | 0 | 0 | 0 |
| 15 | Leonardo Domenichelli | RW | 9 | 0 | 0 | 0 | 0 | -6 | 0 | 6 | 0 | 0 | 0 | 0 | 0 | 0 | 0 | 0 |
| 34 | Jan Skok | D | 9 | 0 | 0 | 0 | 0 | -2 | 16 | 5 | 0 | 0 | 0 | 0 | 0 | 0 | 0 | 0 |

| No. | GOALIE | GP | MIN | W | L | OTL | SOL | SO | GAA | SV% | SA | SVS |
|-----|-----------------|----|-----|---|---|-----|-----|----|------|------|-----|-----|
| 30 | Owen Lunneborg* | 2 | 85 | 0 | 1 | 0 | 0 | 0 | 6.32 | .824 | 42 | 51 |
| 31 | Kelton Pyne | 2 | 83 | 0 | 0 | 1 | 0 | 0 | 5.76 | .818 | 44 | 36 |
| 35 | Burke Hood | 7 | 396 | 3 | 4 | 0 | 0 | 0 | 4.55 | .854 | 205 | 175 |

| GOALS BY PER. | 1ST | 2ND | 3RD | OT | SO | TOTAL | AVG | SOG BY PER. | 1ST | 2ND | 3RD | OT | SO | TOTAL | AVG |
|---------------|-----|-----|-----|----|----|-------|---------------|-------------|-----|-----|-----|----|----|-------|--------------|
| VANCOUVER | 11 | 8 | 9 | 1 | 0 | 29 | 3.22 (T-17th) | VANCOUVER | 73 | 66 | 69 | 4 | 0 | 212 | 23.56 (23rd) |
| OPPONENT | 15 | 18 | 13 | 0 | 0 | 46 | 5.11 (22nd) | OPPONENT | 86 | 99 | 91 | 1 | 0 | 277 | 30.78 (12th) |
| DIFF. | -4 | -10 | -4 | +1 | 0 | -17 | | DIFF. | -13 | -33 | -22 | +3 | 0 | -65 | |

| PERIOD SPLITS | Leading After 1 | Leading After 2 | Tied After 1 | Tied After 2 | Trailing After 1 | Trailing After 2 |
|---------------|-----------------|-----------------|--------------|--------------|------------------|------------------|
| Vancouver | 0-1-0-0 | 2-0-0-0 | 2-2-0-0 | 0-1-0-0 | 1-3-0-0 | 1-5-0-0 |
| Wenatchee | 1-1-0-1 | 1-0-0-1 | 0-1-0-0 | 0-1-0-0 | 0-2-1-0 | 0-3-1-0 |

| FIRST GOAL OF THE GAME | | | SPECIAL TEAMS | | | | |
|------------------------|---------|------------|---------------|-----|------|------------|-------------|
| When VAN scores 1st | 0-3-0-0 | .000 PTS % | | Opp | PPGF | SHGA | PP% |
| When OPP scores 1st | 3-3-0-0 | .500 PTS % | VAN PP | 23 | 6 | 1 (T-11th) | 26.1% (8th) |
| OUTSHOOTING OPPONENT | | | | | | | |



VANCOUVER GIANTS

GAME NOTES

| | | | | | | | |
|---------------------------|----------------|------------|---------------|------------|-------------|-------------|---------------------|
| When VAN Outshoots | 2-1-0-0 | .667 PTS % | | Opp | PPGA | SHGF | PK% |
| When OPP Outshoots | 1-5-0-0 | .167 PTS % | VAN PK | 42 | 17 | 1 (T-6th) | 59.5% (23rd) |

GIANTS UPCOMING/RECENT MILESTONES

| PLAYER | MILESTONE WATCH | NEEDS | PLAYER | MILESTONE MET | DATE |
|------------------------|-----------------|--------------------|-----------------|---------------|-------------------|
| Ethan Mittelsteadt #27 | 50 Assists | 1 | Ty Halaburda #7 | 250 Games | Wed. Oct. 8 at PA |
| Burke Hood #35 | 50 Appearances | 1 (TONIGHT) | | | |
| Cameron Schmidt #19 | 150 Points | 3 | | | |
| Adam Titlbach #21 | 150 Games | 7 | | | |
| Ty Halaburda #7 | 200 Points | 9 | | | |

ROSTER BREAKDOWN

| 2005 (3) | 2006 (6) | 2007 (10) | 2008 (5) | 2009 (2) |
|------------------------|---------------------------|-----------------------|---------------------|----------------------|
| Ty Halaburda (F) | Leonardo Domenichelli (F) | Colton Alain (D) | Ryan Lin (D) | Blake Chorney (F) |
| Ethan Mittelsteadt (D) | Kolby Gapter (D) | Caden Cail (F) | Brett Olson (F) | Richard Wonyeneh (F) |
| Kelton Oyne (G) | Marek Howell (D) | Burke Hood (G) | Luca Pura (F) | |
| | Jan Skok (D) | Owen Lunneborg (G) | Braydon Riggall (D) | |
| | Adam Titlbach (F) | Torretto Marrelli (F) | Tyus Sparks (F) | |
| | | Lance McCloskey (D) | | |
| | | Aaron Obobaifo (F) | | |
| | | Jakob Oreskovic (F) | | |
| | | Cameron Schmidt (F) | | |
| | | Tobias Tomik (F) | | |

| REGION | PLAYERS |
|-------------------------|---|
| B.C. (8) | Alain, Cail, Halaburda, Lin, Mittelsteadt, Oreskovic, Schmidt, Wonyeneh |
| Alberta (5) | Howell, Marrelli, Obobaifo, Olson, Riggall |
| U.S. (4) | Gapter (CO), Lunneborg (MN), McCloskey (CA), Sparks (ID) |
| Manitoba (2) | Pura, Hood |
| Saskatchewan (2) | Chorney, Pyne |
| Europe (4) | Domenichelli (SUI/CAN), Skok (CZE), Titlbach (CZE), Tomik (SVK) |



VANCOUVER GIANTS

GAME NOTES

HOW THE GIANTS WERE BUILT

| 17 WERE GIANTS DRAFT SELECTIONS | | | | | 4 WERE ACQUIRED VIA TRADE | | | |
|---------------------------------|---------------------------|------------|------|----------------|---------------------------|------------------------|---------------------|---------------|
| NO. | NAME | DRAFT | YEAR | ROUND | NO. | NAME | ACQUIRED FROM | WHEN |
| #2 | Colton Alain (D) | WHL | 2022 | Round 3 (#54) | #25 | Kolby Gapter (D) | Medicine Hat Tigers | Jan. 10, 2024 |
| #4 | Ryan Lin (D) | WHL | 2023 | Round 1 (#6) | #27 | Ethan Mittelsteadt (D) | Kelowna Rockets | Nov. 15, 2024 |
| #5 | Tyus Sparks (F) | U.S. | 2023 | Round 1 (#8) | #31 | Kelton Pyne (G) | Regina Pats | Oct. 26, 2025 |
| #7 | Ty Halaburda (F) | WHL | 2020 | Round 2 (#37) | #44 | Marek Howell (D) | Moose Jaw Warriors | July 21, 2023 |
| #8 | Aaron Obobaifo (F) | WHL | 2022 | Round 1 (#19) | 3 WERE SIGNED | | | |
| #10 | Braydon Riggall (D) | WHL | 2023 | Round 3 (#58) | NO. | NAME | WHEN SIGNED | |
| #12 | Brett Olson (F) | WHL | 2023 | Round 1 (#8) | #6 | Lance McCloskey (D) | Sept. 15, 2025 | |
| #13 | Tobias Tomik (F) | CHL Import | 2024 | Round 1 (#29) | #28 | Torretto Marrelli (F) | May 14, 2024 | |
| #15 | Leonardo Domenichelli (F) | WHL | 2025 | Round 7 (#158) | #36 | Caden Cail (F) | Sept. 8, 2023 | |
| #16 | Blake Chorney (F) | WHL | 2024 | Round 1 (#10) | 1 WAS LISTED | | | |
| #17 | Luca Pura (F) | WHL | 2023 | Round 7 (#139) | NO. | NAME | | |
| #19 | Cameron Schmidt (F) | WHL | 2022 | Round 1 (#7) | #30 | Owen Lunneborg (G) | | |
| #20 | Jakob Oreskovic (F) | WHL | 2023 | Round 1 (#22) | | | | |
| #21 | Adam Titlbach (F) | CHL Import | 2023 | Round 1 (#21) | | | | |
| #23 | Richard Wonyeneh (F) | WHL | 2024 | Round 7 (#143) | | | | |
| #34 | Jan Skok (D) | CHL Import | 2025 | Round 1 (#61) | | | | |
| #35 | Burke Hood (G) | WHL | 2022 | Round 6 (#119) | | | | |



VANCOUVER GIANTS

GAME NOTES

GIANTS CAREER STATS


| PLAYER | Team(s) | GP | G | A | PTS | PPG | SHG | GWG | +/- | PIM |
|-----------------------|-------------|-----|----|-----|-----|-----|-----|-------|------|------|
| Ty Halaburda | VAN | 252 | 83 | 108 | 191 | 27 | 4 | 9 | -23 | 109 |
| Cameron Schmidt | VAN | 131 | 75 | 72 | 147 | 22 | 0 | 11 | -3 | 81 |
| Adam Titlbach | VAN | 143 | 38 | 43 | 81 | 7 | 0 | 5 | -19 | 46 |
| Ryan Lin | VAN | 70 | 8 | 57 | 65 | 2 | 0 | 1 | +10 | 24 |
| Ethan Mittelsteadt | SEA/KEL/VAN | 205 | 14 | 49 | 63 | 2 | 0 | 0 | -11 | 170 |
| Aaron Obobaifo | VAN | 78 | 13 | 18 | 31 | 1 | 0 | 1 | -17 | 42 |
| Jakob Oreskovic | VAN | 108 | 13 | 17 | 30 | 1 | 0 | 0 | -16 | 37 |
| Marek Howell | MJ/VAN | 167 | 3 | 22 | 25 | 0 | 0 | 0 | -10 | 106 |
| Tyus Sparks | VAN | 62 | 13 | 11 | 24 | 1 | 0 | 1 | +3 | 22 |
| Brett Olson | VAN | 73 | 4 | 13 | 17 | 1 | 0 | 1 | -13 | 22 |
| Colton Alain | VAN | 134 | 2 | 13 | 15 | 0 | 0 | 0 | +3 | 71 |
| Blake Chorney | VAN | 12 | 3 | 3 | 6 | 0 | 0 | 1 | -1 | 6 |
| Tobias Tomik | VAN | 9 | 3 | 2 | 5 | 1 | 0 | 1 | -2 | 0 |
| Torretto Marrelli | VAN | 66 | 0 | 5 | 5 | 0 | 0 | 0 | -2 | 48 |
| Caden Cail | VAN | 51 | 2 | 2 | 4 | 0 | 0 | 0 | -4 | 15 |
| Kolby Gapter | VAN | 44 | 0 | 1 | 1 | 0 | 0 | 0 | +1 | 40 |
| Richard Wonyeneh | VAN | 3 | 0 | 1 | 1 | 0 | 0 | 0 | 0 | 0 |
| Braydon Riggall | VAN | 7 | 0 | 1 | 1 | 0 | 0 | 0 | +1 | 2 |
| Luca Pura | VAN | 3 | 0 | 0 | 0 | 0 | 0 | 0 | -1 | 0 |
| Lance McCloskey | VAN | 6 | 0 | 0 | 0 | 0 | 0 | 0 | -1 | 0 |
| Leonardo Domenichelli | VAN | 9 | 0 | 0 | 0 | 0 | 0 | 0 | -6 | 0 |
| Jan Skok | VAN | 9 | 0 | 0 | 0 | 0 | 0 | 0 | -2 | 16 |
| GOALTENDER | Team(s) | GP | W | L | OTL | SOL | SO | G.A.A | SV% | MIN |
| Kelton Pyne | REG/VAN | 104 | 31 | 47 | 10 | 4 | 3 | 3.97 | .880 | 5649 |
| Burke Hood | VAN | 49 | 22 | 17 | 6 | 0 | 2 | 3.34 | .903 | 2733 |
| Owen Lunneborg | VAN | 2 | 0 | 1 | 0 | 0 | 0 | 6.32 | .824 | 85 |

Vancouver Giants 2025 - 26 Regular Season Game Schedule

| Date | Opponent | Result | Record | Score | GWG | Goaltender | Opposing Goaltender |
|---------|------------------|-------------|---------|--------|-----------------|-------------------------------|----------------------------------|
| Sep. 20 | Penticton | L | 0-1-0-0 | 1-5 | | Ryan Tamelin (4 GA, 14 SVS) | Andrew Reyelts (1 GA, 21 SVS) |
| Sep. 26 | Victoria | W | 1-1-0-0 | 6-5 OT | Cameron Schmidt | Burke Hood (5 GA, 31 SVS) | Ethan Eskit (6 GA, 31 SVS) |
| Sep. 27 | at Victoria | L | 1-2-0-0 | 4-9 | | Burke Hood (6 GA, 16 SVS) | Seth Badry (4 GA, 9 SVS) |
| Oct. 3 | at Swift Current | L | 1-3-0-0 | 5-7 | | Burke Hood (6 GA, 25 SVS) | Joey Rocha (5 GA, 26 SVS) |
| Oct. 4 | at Moose Jaw | W | 2-3-0-0 | 5-3 | Blake Chorney | Burke Hood (3 GA, 25 SVS) | Matthew Hutchison (4 GA, 21 SVS) |
| Oct. 7 | at Saskatoon | L | 2-4-0-0 | 1-6 | | Burke Hood (5 GA, 33 SVS) | Evan Gardner (1 GA, 15 SVS) |
| Oct. 8 | at Prince Albert | L | 2-5-0-0 | 0-6 | | Owen Lunneborg (6 GA, 36 SVS) | Michal Orsulak (0 GA, 14 SVS) |
| Oct. 10 | at Brandon | L | 2-6-0-0 | 3-4 | | Burke Hood (4 GA, 34 SVS) | Filip Ruzicka (3 GA, 18 SVS) |
| Oct. 11 | at Regina | W | 3-6-0-0 | 4-1 | Tobias Tomik | Burke Hood (1 GA, 11 SVS) | Marek Schlenker (3 GA, 28 SVS) |
| Oct. 17 | Wenatchee | 7:00 pm PST | | | | | |
| Oct. 18 | at Penticton | 6:05 pm PST | | | | | |
| Oct. 19 | Medicine Hat | 4:00 pm PST | | | | | |
| Oct. 24 | Portland | 7:00 pm PST | | | | | |
| Oct. 25 | at Kamloops | 6:00 pm PST | | | | | |
| Oct. 26 | Kamloops | 4:00 pm PST | | | | | |
| Nov. 1 | Kelowna | 7:00 pm PST | | | | | |
| Nov. 2 | Prince George | 4:00 pm PST | | | | | |
| Nov. 7 | at Tri-City | 7:05 pm PST | | | | | |
| Nov. 8 | at Seattle | 6:05 pm PST | | | | | |
| Nov. 10 | Everett | 7:00 pm PST | | | | | |
| Nov. 15 | Edmonton | 7:00 pm PST | | | | | |
| Nov. 19 | Lethbridge | 7:00 pm PST | | | | | |
| Nov. 21 | at Penticton | 7:05 pm PST | | | | | |
| Nov. 22 | Tri-City | 7:00 pm PST | | | | | |
| Nov. 26 | at Wenatchee | 6:00 pm PST | | | | | |
| Nov. 28 | at Penticton | 7:05 pm PST | | | | | |
| Nov. 29 | Everett | 7:00 pm PST | | | | | |
| Dec. 5 | Portland | 7:00 pm PST | | | | | |
| Dec. 6 | at Everett | 6:05 pm PST | | | | | |
| Dec. 7 | at Portland | 4:00 pm PST | | | | | |
| Dec. 12 | at Victoria | 7:05 pm PST | | | | | |
| Dec. 13 | Victoria | 7:00 pm PST | | | | | |
| Dec. 14 | Spokane | 4:00 pm PST | | | | | |
| Dec. 18 | at Victoria | 7:05 pm PST | | | | | |
| Dec. 19 | Victoria | 7:00 pm PST | | | | | |
| Dec. 27 | at Kelowna | 6:05 pm PST | | | | | |
| Dec. 28 | Kamloops | 4:00 pm PST | | | | | |
| Dec. 30 | Calgary | 7:00 pm PST | | | | | |
| Jan. 2 | at Spokane | 7:05 pm PST | | | | | |
| Jan. 3 | at Portland | 6:00 pm PST | | | | | |
| Jan. 9 | Tri-City | 7:00 pm PST | | | | | |
| Jan. 10 | Wenatchee | 7:00 pm PST | | | | | |
| Jan. 11 | at Wenatchee | 4:00 pm PST | | | | | |
| Jan. 16 | Penticton | 7:00 pm PST | | | | | |
| Jan. 17 | at Everett | 6:05 pm PST | | | | | |
| Jan. 18 | Prince George | 4:00 pm PST | | | | | |
| Jan. 23 | at Prince George | 7:00 pm PST | | | | | |
| Jan. 24 | at Prince George | 6:00 pm PST | | | | | |
| Jan. 31 | Kelowna | 7:00 pm PST | | | | | |
| Feb. 1 | Red Deer | 4:00 pm PST | | | | | |
| Feb. 6 | Spokane | 7:00 pm PST | | | | | |
| Feb. 7 | Kamloops | 7:00 pm PST | | | | | |
| Feb. 13 | Penticton | 7:00 pm PST | | | | | |
| Feb. 14 | at Kelowna | 6:05 pm PST | | | | | |
| Feb. 16 | Seattle | 2:00 pm PST | | | | | |
| Feb. 20 | at Spokane | 7:05 pm PST | | | | | |
| Feb. 21 | Portland | 7:00 pm PST | | | | | |
| Feb. 27 | Seattle | 7:00 pm PST | | | | | |
| Feb. 28 | at Kamloops | 6:00 pm PST | | | | | |
| Mar. 3 | at Tri-City | 7:05 pm PST | | | | | |
| Mar. 6 | at Kelowna | 7:05 pm PST | | | | | |
| Mar. 7 | at Kamloops | 6:00 pm PST | | | | | |
| Mar. 8 | Kelowna | 4:00 pm PST | | | | | |
| Mar. 13 | at Victoria | 7:05 pm PST | | | | | |

WENATCHEE WILD 2025-26 ROSTER

| NO. FORWARDS (15) | | POS | SH | HT | WT | HOMETOWN | D.O.B. | 24-25 Season | | LEAGUE | GP | G | A | PTS | PIM | NHL DRAFT | Pronunciation |
|-----------------------------|---------------------|-----|----|----------------|-----|------------------|------------|--------------------------------|--|------------------|----|-----------------------------|----------|-----|-----------|----------------|---------------------|
| 8 | Wiczek, Paul | C | R | 6'4" | 209 | Park City, UT | 2/23/2006 | Oklahoma | | NAHL | 52 | 6 | 5 | 11 | 152 | 2026 | WEE-chek |
| 9 | Grossklaus, Aiden* | RW | R | 5'11" | 180 | Woodbury, MN | 2/23/2007 | Des Moines | | USHL | 59 | 4 | 15 | 19 | 37 | 2026 | GROHS-closs |
| 10 | McCagherty, Maddix | LW | L | 6'0" | 184 | Kelowna, BC | 6/7/2006 | WENATCHEE | | WHL | 62 | 12 | 17 | 29 | 31 | 2026 | mick-CAG-er-tee |
| 11 | Kraft, Mason* | C | L | 5'11" | 175 | Moorhead, MN | 2/6/2007 | Moorhead H.S. | | MSHSL | 31 | 46 | 49 | 95 | 26 | 2026 | |
| 13 | Silaban, Mathias* | LW | L | 6'1" | 193 | Arvada, CO | 6/21/2008 | Okanagan Hockey Colorado | | 16U AAA | 30 | 17 | 36 | 53 | 0 | 2026 | SILL-a-bonn |
| 14 | Seltz, Dawson | RW | R | 6'2" | 190 | Medicine Hat, AB | 3/1/2005 | WENATCHEE | | WHL | 62 | 17 | 15 | 32 | 36 | Free Agent | SITES |
| 17 | Vanek, Blake* | RW | R | 6'3" | 210 | Stillwater, MN | 8/16/2007 | Stillwater H.S. | | MSHSL | 29 | 22 | 31 | 53 | 23 | OTT (3rd, '25) | VAN-heck |
| 18 | Rios, Shaun | LW | L | 6'0" | 198 | San Jose, CA | 11/12/2005 | Tri-City/WENATCHEE | | WHL | 51 | 24 | 26 | 50 | 47 | Free Agent | |
| 20 | Andre, Alexandre* | C | L | 5'10" | 170 | Winnipeg, MB | 5/18/2008 | Northern Manitoba | | MJHL | 58 | 2 | 22 | 24 | 16 | 2026 | ON-dray |
| 22 | Saab, Zane | LW | L | 6'0" | 180 | Edmonton, AB | 2/21/2006 | WENATCHEE | | WHL | 67 | 10 | 12 | 22 | 46 | 2026 | SOBB |
| 23 | Elliott, Sam | C | L | 6'2" | 180 | White Rock, BC | 3/14/2005 | Surrey | | BCHL | 21 | 7 | 9 | 16 | 8 | Free Agent | |
| 25 | Wedman, Grady* | LW | L | 5'10" | 162 | Edmonton, AB | 9/19/2008 | WENATCHEE | | WHL | 3 | 0 | 0 | 0 | 0 | 2027 | |
| 27 | Shcherbyna, Luka | RW | R | 5'10" | 175 | Vancouver, BC | 6/1/2006 | WENATCHEE | | WHL | 60 | 22 | 27 | 49 | 42 | 2026 | sher-BEE-na |
| 28 | Joudrey, Caelan | RW | R | 6'4" | 172 | Airdrie, AB | 1/17/2008 | WENATCHEE | | WHL | 66 | 5 | 11 | 16 | 40 | 2026 | KAY-lan JO-dree |
| 29 | Han, Rui* | LW | L | 6'0" | 170 | San Diego, CA | 2/23/2007 | WENATCHEE | | WHL | 2 | 0 | 0 | 0 | 2 | 2026 | RAY HONN |
| NO. DEFENSEMEN (9) | | POS | SH | HT | WT | HOMETOWN | D.O.B. | 24-25 Season | | LEAGUE | GP | G | A | PTS | PIM | DRAFT | Pronunciation |
| 2 | Mickelson, Brandon* | LD | L | 5'10" | 170 | Moorhead, MN | 6/30/2007 | Moorhead H.S. | | MSHSL | 31 | 8 | 36 | 44 | 22 | 2026 | |
| 3 | Toll, Josh* | LD | L | 6'0" | 155 | Rosemount, MN | 1/3/2007 | Rosemount H.S. | | MSHSL | 27 | 13 | 36 | 49 | 18 | 2026 | |
| 4 | Tait, Boston* | LD | L | 6'1" | 166 | Estevan, SK | 4/13/2009 | WENATCHEE | | WHL | 6 | 0 | 2 | 2 | 2 | 2027 | |
| 5 | Fluker, Josh | RD | R | 6'0" | 185 | Boissevain, MB | 1/3/2006 | WENATCHEE | | WHL | 18 | 1 | 8 | 9 | 26 | 2026 | FLOO-ker |
| 6 | Vaillant, Daniel* | RD | R | 6'0" | 164 | Cochrane, AB | 2/10/2009 | WENATCHEE | | WHL | 3 | 0 | 0 | 0 | 4 | 2027 | VY-ant |
| 12 | Osborne, Brandon | LD | L | 6'2" | 186 | Pitt Meadows, BC | 4/13/2006 | Calgary/Prince Albert | | WHL | 7 | 0 | 0 | 0 | 4 | 2026 | |
| 16 | Capos, Michal* | RD | R | 6'5" | 216 | Trnava, Slovakia | 7/16/2007 | HC Nove Zamky | | Slovak Extraliga | 19 | 1 | 1 | 2 | 4 | 2026 | ME-shahl CHAH-poash |
| 21 | Rolsing, Darian* | RD | R | 6'6" | 185 | Speyer, Germany | 2/14/2008 | Tappara U18 | | U18 SM-sarja | 41 | 3 | 13 | 16 | 18 | 2026 | |
| 26 | Smith, Drew* | RD | R | 6'1.5" | 194 | Flagstaff, AZ | 4/25/2007 | Phoenix Jr. Coyotes 18UAAA | | T1EHL | 44 | 5 | 20 | 25 | 12 | 2026 | |
| NO. GOALTENDERS (2) | | POS | C | HT | WT | HOMETOWN | D.O.B. | 24-25 Season | | LEAGUE | GP | W-L | GAA SVS% | | NHL DRAFT | Pronunciation | |
| 30 | Conway, Cal* | G | L | 6'1" | 185 | Andover, MN | 7/13/2007 | Stillwater H.S. | | MSHSL | 11 | 9-2-0 | 1.43 | 934 | 2026 | | |
| 31 | Tvrznik, Tobias* | G | R | 6'4" | 180 | Litomerice, CZE | 7/29/2007 | HC Sparta Praha U20 | | Czech U20 | 24 | 17-7-0 | 2.59 | 926 | 2026 | t-VERZ-nick | |
| HOCKEY STAFF | | | | | | | | | | | | | | | | | |
| General Manager | | | | Bliss Littler | | | | Director of Scouting | | | | Leigh Mendelson | | | | | |
| Head Coach | | | | Don Nachbaur | | | | Broadcast/Media Relations Mgr. | | | | Austin Draude (DROW-dee) | | | | | |
| Asst. GM/Dir. Of Hockey Ops | | | | Chris Clark | | | | Head Athletic Trainer | | | | Larissa Gerner (GHEM-er) | | | | | |
| Assistant Coach | | | | Dan Johnston | | | | Head Equipment Manager | | | | Garett Hoglund (HOAG-lund) | | | | | |
| Assistant Coach | | | | Ethan Goldberg | | | | Assistant Equipment Manager | | | | Conner Hawk | | | | | |
| Goaltender Coach | | | | Eric Williams | | | | Team Physician | | | | Dr. Sharon Seguin, MD, FAAD | | | | | |



* Rookie Status
^ Affiliate Player



* Rookie Status
^ Affiliate Player



WENATCHEE WILD HOCKEY CLUB

1300 WALLA WALLA AVE. | WENATCHEE, WA 98801 | 509-888-PUCK (7825) | WENATCHEEWILDHOCKEY.com

SEPTEMBER (0-1-0-1)

20 @ Everett SOL, 4-3
27 EVERETT L, 4-1

OCTOBER (1-3-1-0)

3 VICTORIA OTL, 5-4
4 @ Tri-City L, 3-2
5 PENTICTON L, 5-1
10 @ Spokane L, 4-0
12 SEATTLE W, 7-3
17 @ Vancouver 7:00pm
18 @ Seattle 6:05pm
24 @ Penticton 7:05pm
25 TRI-CITY 6:00pm

NOVEMBER (0-0-0-0)

1 SASKATOON 6:00pm
2 KAMLOOPS 4:00pm
7 PORTLAND 7:00pm
8 PRINCE GEORGE 6:00pm
11 @ Seattle 7:05pm
14 @ Portland 7:00pm
15 PRINCE ALBERT 6:00pm
16 @ Portland 4:00pm
22 @ Kamloops 6:00pm
26 VANCOUVER 6:00pm
28 PRINCE GEORGE 7:00pm
29 REGINA 6:00pm

DECEMBER (0-0-0-0)

2 SWIFT CURRENT 6:00pm
5 @ Lethbridge 6:00pm
6 @ Medicine Hat 6:00pm
7 @ Calgary 3:00pm
12 TRI-CITY 7:00pm
13 @ Tri-City 6:05pm
14 EVERETT 4:00pm
16 @ Seattle 7:05pm
17 @ Everett 7:05pm
27 @ Spokane 6:05pm
28 SPOKANE 4:00pm
31 SEATTLE 5:00pm

JANUARY (0-0-0-0)

2 PORTLAND 7:00pm
3 @ Everett 6:05pm
4 @ Portland 4:00pm
9 MOOSE JAW 7:00pm
10 @ Vancouver 7:00pm
11 VANCOUVER 4:00pm
16 PORTLAND 7:00pm
17 @ Kamloops 6:00pm
18 SEATTLE 4:00pm
23 KAMLOOPS 7:00pm
24 TRI-CITY 6:00pm
28 BRANDON 6:00pm
30 @ Portland 7:00pm
31 @ Tri-City 6:05pm

FEBRUARY (0-0-0-0)

6 VICTORIA 7:00pm
7 SPOKANE 6:00pm
11 @ Kelowna 7:05pm
13 KELOWNA 7:00pm
14 @ Spokane 6:05pm
15 SPOKANE 4:00pm
20 @ Victoria 7:05pm
21 @ Victoria 6:05pm
27 @ Kelowna 7:05pm
28 KELOWNA 6:00pm

MARCH (0-0-0-0)

1 EVERETT 4:00pm
6 @ Penticton 7:05pm
7 PENTICTON 6:00pm
10 @ Red Deer 6:00pm
11 @ Edmonton 10:00am
13 @ Prince George 7:00pm
14 @ Prince George 6:00pm
20 EVERETT 6:00pm
21 @ Everett 6:05pm

GAME NOTES - REGULAR SEASON GAME 8



WENATCHEE WILD

(1-4-1-1 - 4 pts \ 12th, Western Conference)



VANCOUVER GIANTS

(3-6-0-0 - 6 pts \ 10th, Western Conference)



October 17, 2025 \ 7:00 p.m. \ Langley Events Centre \ Langley, BC
Wild/ICE All-Time Record vs. Vancouver: 25-15-1-0

IN A NUTSHELL:

The Wild look to flip Sunday's home victory into a winning streak with tonight's visit to Vancouver.

THE SCENE-SETTER:

After six losses to open the season, the dam finally broke for Wenatchee on Sunday, rattling off three power play goals en route to a 7-3 victory over a Seattle Thunderbirds team trying to get back to .500 for the year. **Mason Kraft** found **Sam Elliott** for a tap-in at the goal line halfway through the first period, but a shorthanded goal from Brock England with 7:33 left in the period tied the game. **Dawson Seitz** ripped a power play shot to the top of the net with 4:50 left, followed by **Luka Shcherbyna's** runner with 35.6 seconds on the clock, sending the Wild to the dressing room up 3-1. Kraft scored less than two minutes into the second, and **Zane Saab** skittered one through with under nine minutes left, putting Wenatchee up 5-1 after two. Back-to-back one-timers from Matej Pekar and Colton Gerrior 16 seconds apart in the third cut the Seattle deficit to 5-3, but Elliott faced up and fired for a second goal with 5:40 remaining, and **Maddix McCagherty** heaved one into the empty net from the Wenatchee zone with less than two minutes to go, sealing the win. **Tobias Tvrznik** turned away 33 Thunderbird shots for his first WHL win, while Elliott posted two goals and two assists. Kraft also notched two assists, and **Josh Toll** wrapped up the game with four helpers, as the Wild went 3-for-7 on the power play.

KNOW YOUR FOE:

Vancouver enjoyed a successful end to their East Division swing on Saturday at the Regina Pats, earning a 4-1 victory and holding their hosts to just 12 shots on goal. Cohen Klassen put the Pats in front first, just 54 seconds into the game - Cameron Schmidt's response came with 1:18 to go in the period, and Tobias Tomik's goal at 7:11 of the second period put the Giants ahead to stay. Blake Chorney and Ty Halaburda added some cushion for Vancouver in the third. Tomik and Chorney each had an assist in the game to go with their goals. This game marks the first home game for the Giants since September 26, after seven consecutive road games - that long road trip was a costly one for the penalty kill, which comes into the weekend under 60 percent for the year, but it was a scoring boon for Ryan Lin, who leads all WHL defensemen in scoring with 12 points.

QUINNIPAC COMMITMENT:

Forward **Caelan Joudrey** became the latest Wenatchee player to announce an NCAA Division I commitment this past week, announcing his intention to head to Quinnipiac University following his WHL career. Joudrey will join a Bobcats team that has been an ECAC juggernaut, winning nine of the league's last 13 regular-season titles and qualifying for the NCAA tournament 10 times since 2013. He becomes the fifth Wild player to announce a commitment while with the club - all other NCAA-committed players announced their intentions prior to joining the team.

ONE SPECIAL NIGHT:

Wenatchee's penalty kill went into last Sunday's game with the fifth-best mark out of the WHL's 23 teams, and only improved on that percentage with a 4-for-4 game against Seattle. Competing with some especially stingy defenses, Wenatchee's penalty kill actually fell to sixth in the league, but has wiped out the last 11 power plays against them. As for Wenatchee's power play unit, a 1-for-26 stretch gave way to a six-and-a-half-percentage-point improvement thanks to their three power play tallies in their most recent game.

FOR WHOM THE BELL TOLLS:

Sunday's four-assist game was a career night for defenseman **Josh Toll** - not only was it Wenatchee's first four-assist game since **Reid Andresen** accomplished the feat on February 23, but it was Toll's first four-assist game since hammering out six in Rosemount High School's 11-3 win over Apple Valley/Burnsville on January 16. That game was the only four-assist performance in his 81-game Minnesota high school career.

SAM SAYS 'ELLO TO THE WHL:

Sam Elliott achieved his first multi-goal and multi-point WHL game on Sunday, but not the first of either in his junior career - he hammered out a two-goal, four-point game on February 2, scoring on back-to-back shifts to help his Surrey Eagles to a BCHL win over the Powell River Kings, 8-1.

U.S. DIVISION STANDINGS

| TEAM | GP | W | L | OTL | SOL | PTS |
|---|----|---|---|-----|-----|-----|
| (1) EVT | 8 | 7 | 0 | 1 | 0 | 15 |
| (5) SPO | 9 | 5 | 4 | 0 | 0 | 10 |
| (7) POR | 9 | 4 | 5 | 0 | 0 | 8 |
| (9) SEA | 8 | 3 | 5 | 0 | 0 | 6 |
| (11) TC | 7 | 2 | 5 | 0 | 0 | 4 |
| (12) WEN | 7 | 1 | 4 | 1 | 1 | 4 |
| Western Conf. position in (parentheses) | | | | | | |

TONIGHT'S MATCHUP

| WILD | | GIANTS |
|---------|-------------------------|---------|
| 1-2-1-0 | HOME | 1-1-0-0 |
| 0-2-0-1 | AWAY | 2-5-0-0 |
| 1-1-0-1 | SCORING 1 ST | 0-3-0-0 |
| 17.1% | PP % | 26.1% |
| 86.8% | PK % | 59.5% |
| 0-1-1-1 | 1-GOAL GAMES | 1-1-0-0 |

COVERAGE

RADIO: KPQ-AM (560, 101.7 FM)



STREAMING: Victory+ (live & on-demand)

VICTORY



WENATCHEE WILD HOCKEY CLUB

1300 WALLA WALLA AVE. | WENATCHEE, WA 98801 | 509-888-PUCK (7825) | WENATCHEEWILDHOCKEY.com

THIRD TIME'S THE CHARM:

The Wild organization has its eye on a return to the Western Hockey League playoffs in the Wenatchee Valley's third WHL season, after a near miss a year ago. Wenatchee closed out 2024-25 with a 23-36-8-1 record, taking ninth in the 11-team Western Conference, and did so following a second half with razor-thin margins – in their last 30 games, the Wild dropped 14 games by only a one- or two-goal margin, and went to overtime in five of six games at the middle of February. The team that caught them did so after catching fire in their second half – Seattle claimed the final playoff spot with 18 wins after January 10, including wins in six of their last eight games.

LET'S GO CAMPING:

One current Wenatchee player and a player who started 2024-25 with the Wild were selected to attend National Hockey League training camps during this year's NHL preseason – **Blake Vanek** earned a spot on the Ottawa Senators' training camp roster after taking part in the Sens' rookie camp, while **Kenta Isogai** started the 2024-25 campaign with the Wild and landed a spot on the Los Angeles Kings' rookie camp roster and training camp roster after being picked up by the AHL's Ontario Reign – the Kings' AHL affiliate – late in the summer.

DRAFT DAY:

The Wild landed on the National Hockey League draft board twice in late June, with one incoming Wenatchee player selected alongside an outgoing standout. Forward **Blake Vanek** was taken by the Ottawa Senators in the third round, at 93rd overall, after a memorable Minnesota high school season with the state runner-up Stillwater Ponies. Meanwhile, UConn commit **Brendan Dunphy** was picked in the seventh round at 207th overall by the Florida Panthers. The draft marked the first time since **Zach Benson's** first-round selection in 2023 that a player with Wenatchee ties had been selected in the NHL Draft.

TWO OF A KIND:

Two team award winners remain with the Wild for the 2025-26 season after starring for the club a year ago. **Shaun Rios** was selected as Wenatchee's Rookie of the Year in his first season out of Shattuck-St. Mary's prep school in Minnesota, racking up 21 goals and 26 assists in 42 games for the Wild, while **Luka Shcherbyna** won a public fan vote to earn Fan Favorite, behind 49 points of his own.

THE 700 CLUB:

Head coach **Don Nachbaur** finds himself within reach of Western Hockey League history in 2025-26, with the possibility of resetting the WHL record for most wins by a head coach. He comes into his second year with the Wild as one of three coaches in WHL history with 700 wins, reaching that milestone on November 20, 2024 against the Kelowna Rockets. Topping the WHL's all-time wins list is Don Hay, who won 750 games for Kamloops, Tri-City and Vancouver over 19 years, and is serving as associate coach of the Kelowna Rockets this season. Just behind Hay at 742 career wins is Ken Hodge, who spent 20 years as a WHL head coach with the original Edmonton Oil Kings and the Portland Winterhawks. Nachbaur is in his 21st season as a WHL head coach, with all of the previous 20 seasons spent with teams in Washington state. He is also rapidly approaching Ken Hodge's WHL record of 1,411 games coached – that record is on pace to be broken October 25 against the Tri-City Americans, whom Nachbaur coached from 2003 to 2009.

THE NEW KID(S) IN TOWN:

Last year's extension of NCAA eligibility to Canadian Hockey League players immediately made the WHL the destination of choice for players from the western half of the United States, and the Wild took great advantage of that new talent pool – of the 25 players on the team's opening-day roster, 15 were brand-new to the WHL. Six of those players are from Minnesota alone, and four players from that group played in the Class AA state final in front of 20,491 fans. Two – **Brandon Mickelson** and **Mason Kraft** – played for the state champion Moorhead Spuds, while two others – **Blake Vanek** and **Cal Conway** – suited up for the runner-up Stillwater Ponies. In all, the Wild have 11 players on the roster from the United States.

MILESTONE WATCH:

With this year's influx of new talent, only seven returning players had at least one WHL goal under their belts going into the year, and neither goaltender on the Wild roster had previously appeared in a WHL game. **Luka Shcherbyna's** 79 career points tops the current Wild career list, though three other players (**Maddix McCagherty**, **Shaun Rios**, **Dawson Seitz**) also have an inside track to reach the century mark this year. Seitz is the only player on the Wenatchee roster to have already played in 200 career games, though **Josh Fluker** would get there himself should he appear in 53 contests this year.

WENATCHEE'S ELEVEN:

11 players with ties to the Wild and ICE organizations began the 2025-26 season on National Hockey League rosters, headlined by **Sam Reinhart**, who led the Florida Panthers to their second straight Stanley Cup last season. All three first-rounders who joined the Wild upon the club's relocation to Wenatchee – **Zach Benson**, **Conor Geekie** and **Matt Savoie** – also started the season on an NHL roster, as did former Wild Junior "A" standouts **Nic Dowd**, **Harrison Scott** and **Devin Cooley**.

SEVENTEEN AGAIN:

The Wild will be represented in in-season international competition when **Boston Tait** heads to the World Under-17 Hockey Challenge, scheduled for November 2-8 in Truro, Nova Scotia. Tait is in his first full WHL season, after playing six games last season and earning a pair of assists as a Wild affiliate player, and was one of 80 players named to Canada's U17 Program of Excellence camp in July.

DON NACHBAUR

HEAD COACH



The Wenatchee Wild are excited to welcome Don Nachbaur back to the Wild family for his second season as the team's head coach in 2025-26. He came

to Wenatchee after serving the previous three seasons as an American Hockey League assistant coach in the Calgary Flames organization for the Calgary Wranglers & Stockton Heat.

A native of Kitimat, British Columbia, Nachbaur has built an extensive and decorated coaching resume following a 15-year professional playing career. Prior to moving into the pro ranks, he played two seasons in the WHL with the Billings Bighorns, scoring 67 goals and 146 points from 1977 to 1979. He still shares the WHL record with a five-goal playoff game in 1978. Nachbaur was selected by the Hartford Whalers in the third round of the 1979 National Hockey League draft and played in nearly 900 professional contests, including 223 NHL games for the Whalers, Edmonton Oilers and Philadelphia Flyers. He also claimed an AHL Calder Cup in 1988 as a member of the Hershey Bears.

During a 31-year coaching career, Nachbaur has guided teams at the highest levels of the sport, including eight seasons as an assistant in the NHL and AHL, and two years as a head coach in Europe. He is also a proven winner as a Western Hockey League head coach and is especially familiar with the league's U.S. Division, with 20 seasons of experience as a bench boss with the Seattle Thunderbirds, Tri-City Americans and Spokane Chiefs in addition to the Wild. The third-winningest head coach in WHL history, Nachbaur earned his 700th WHL victory November 20, 2024 at the Kelowna Rockets, and has earned three Dunc McCallum Memorial Trophies as the WHL's Coach of the Year – he is the only coach in Canadian Hockey League history to earn his league's Coach of the Year honors for three different CHL teams. He has also enjoyed international success behind the bench, serving as an assistant coach for Canada at the 2012 World Junior Championships, and winning gold as an assistant coach for the Canadian under-18 team at the 1999 Nations Cup and 2011 Ivan Hlinka Memorial Tournament.

Nachbaur has family ties to the city of Wenatchee and the Wild organization, with son Daniel playing for the Wild in the British Columbia Hockey League in 2015-16 before embarking on a four-year NCAA playing career at UMass-Boston. Don and his wife Kim have two adult children, Sydney and Daniel.



WENATCHEE WILD HOCKEY CLUB

1300 WALLA WALLA AVE. | WENATCHEE, WA 98801 | 509-888-PUCK (7825) | WENATCHEEWILDHOCKEY.com

WHEN THEY WERE BORN:-

2005 (3) - Shaun Rios, Dawson Seitz, Sam Elliott

2006 (6) - Paul Wiczek, Maddix McCagherty, Zane Saab, Luka Shcherbyna, Josh Fluker, Brandon Osborne

2007 (10) - Aiden Grossklaus, Mason Kraft, Blake Vanek, Rui Han, Brandon Mickelson, Josh Toll, Michal Capos, Drew Smith, Cal Conway, Tobias Tvrznik

2008 (5) - Mathias Silaban, Alexandre Andre, Grady Wedman, Caelan Joudrey, Darian Rolsing

2009 (2) - Boston Tait, Daniel Vaillant

WHERE THEY'RE FROM:-

BRITISH COLUMBIA (4) - Luka Shcherbyna (Vancouver), Maddix McCagherty (Kelowna), Sam Elliott (White Rock), Brandon Osborne (Pitt Meadows)

ALBERTA (5) - Dawson Seitz (Medicine Hat), Caelan Joudrey (Airdrie), Zane Saab (Edmonton), Grady Wedman (Edmonton), Daniel Vaillant (Cochrane)

SASKATCHEWAN (1) - Boston Tait (Estevan)

MANITOBA (2) - Josh Fluker (Boissevain), Alexandre Andre (Winnipeg)

ARIZONA (1) - Drew Smith (Flagstaff)

CALIFORNIA (2) - Shaun Rios (San Jose), Rui Han (San Diego)

COLORADO (1) - Mathias Silaban (Arvada)

MINNESOTA (6) - Aiden Grossklaus (Woodbury), Mason Kraft (Moorhead), Blake Vanek (Stillwater), Brandon Mickelson (Moorhead), Josh Toll (Rosemount), Cal Conway (Andover)

UTAH (1) - Paul Wiczek (Park City)

EUROPE (3) - Michal Capos (Trnava, Slovakia), Darian Rolsing (Speyer, Germany), Tobias Tvrznik (Litomerice, Czechia)

MULTI-GOAL GAMES

| PLAYER | 2G | 3G | 4-G |
|------------|----|----|-----|
| Shcherbyna | 1 | | |
| Elliott | 1 | | |

MULTI-POINT GAMES

| PLAYER | 2P | 3P | 4P | 5-P |
|------------|----|----|----|-----|
| Kraft | 1 | 2 | | |
| Shcherbyna | 2 | | | |
| Seitz | 1 | | | |
| Tait | 1 | | | |
| Vanek | 1 | | | |
| Toll | | | 1 | |
| Elliott | | | 1 | |

STREAKS & SUPERLATIVES

5- GAME POINT STREAKS

HAT TRICKS

SHUTOUTS

3- ASSISTS

M. Kraft: 3 A, 4-3 SOL @ EVT, 9/20/25

J. Toll: 4 A, 7-3 W vs SEA, 10/10/25

4- POINTS

J. Toll: 2 G / 2 A, 7-3 W vs SEA, 10/10/25



WENATCHEE WILD HOCKEY CLUB

1300 WALLA WALLA AVE. | WENATCHEE, WA 98801 | 509-888-PUCK (7825) | WENATCHEEWILDHOCKEY.com

SITUATIONAL RECORDS

| | |
|---------------------------|---------|
| Home Games | 1-2-1-0 |
| Away Games | 0-2-0-1 |
| Out-Shooting Opponent | 1-1-0-0 |
| Out-Shot by Opponent | 0-3-1-1 |
| Win > 50% of Faceoffs | 0-0-0-0 |
| Win < 50% of Faceoffs | 0-4-1-1 |
| Scoring First | 1-1-0-1 |
| Goals For/Game | 2.57 |
| Goals Against/Game | 4.00 |
| Shots For/Game | 31.29 |
| Shots Against/Game | 41.14 |
| Penalty Minutes/Game | 19.57 |
| Power Play Pct. | 17.1 |
| Penalty Kill Pct. | 86.8 |
| SHG For/Against | 0 - 4 |
| Leading After 1 | 1-1-0-1 |
| Tied After 1 | 0-1-0-0 |
| Trailing After 1 | 0-2-1-0 |
| Leading After 2 | 1-0-0-1 |
| Tied After 2 | 0-1-0-0 |
| Trailing After 2 | 0-3-1-0 |
| Decided by 1 Goal | 0-1-1-1 |
| Decided by 2 Goals | 0-0 |
| Decided by 3 Goals | 0-1 |
| Decided by 4+ Goals | 1-2 |
| OT/SO Record | 0-2 |
| Wearing White Jerseys | 0-2-0-1 |
| Wearing Dark Jerseys | 1-2-1-0 |
| Wearing Specialty Jerseys | 0-0-0-0 |
| Sunday Games | 1-1-0-0 |
| Tuesday Games | 0-0-0-0 |
| Wednesday Games | 0-0-0-0 |
| Friday Games | 0-1-1-0 |
| Saturday Games | 0-2-0-1 |
| vs. U.S. Division | 1-3-1-1 |
| vs. B.C. Division | 0-1-0-0 |
| vs. Eastern Conference | 0-0-0-0 |

WENATCHEE'S RECORD WHEN THEY SCORE

| | (2+ GOALS) |
|-------------------------|-----------------|
| #2 - BRANDON MICKELSON | 0-0-0-0 |
| #3 - JOSH TOLL | 0-0-0-0 |
| #4 - BOSTON TAIT | 0-0-0-0 |
| #5 - JOSH FLUKER | 0-0-1-0 |
| #6 - DANIEL VAILLANT | 0-0-0-0 |
| #8 - PAUL WICZEK | 0-0-0-0 |
| #9 - AIDEN GROSSKLAUS | 0-2-0-0 |
| #10 - MADDIX MCCAGHERTY | 1-0-1-0 |
| #11 - MASON KRAFT | 1-1-0-0 |
| #12 - BRANDON OSBORNE | 0-0-0-0 |
| #13 - MATHIAS SILABAN | 0-0-0-0 |
| #14 - DAWSON SEITZ | 1-0-0-1 |
| #16 - MICHAL CAPOS | 0-0-0-0 |
| #17 - BLAKE VANEK | 0-0-0-0 |
| #18 - SHAUN RIOS | 0-0-0-0 |
| #20 - ALEXANDRE ANDRE | 0-0-0-0 |
| #21 - DARIAN ROLSING | 0-0-0-0 |
| #22 - ZANE SAAB | 0-0-0-0 |
| #23 - SAM ELLIOTT | 1-0-0-0 1-0-0-0 |
| #25 - GRADY WEDMAN | 0-0-0-0 |
| #26 - DREW SMITH | 0-0-0-0 |
| #27 - LUKA SHCHERBYNA | 1-1-1-1 0-0-0-1 |
| #28 - CAELAN JOUDREY | 0-0-1-0 |
| #29 - RUI HAN | 0-0-0-0 |

| GOALS | 1 st | 2 nd | 3 rd | OT/SO | TOTAL |
|-----------|-----------------|-----------------|-----------------|-------|-------|
| WILD | 8 | 4 | 6 | 0 | 18 |
| OPPONENTS | 7 | 9 | 10 | 2 | 28 |

| SHOTS | 1 st | 2 nd | 3 rd | OT/SO | TOTAL |
|-----------|-----------------|-----------------|-----------------|-------|-------|
| WILD | 74 | 64 | 79 | 2 | 219 |
| OPPONENTS | 79 | 108 | 93 | 8 | 288 |

HOW THE WILD WERE BUILT:

DRAFTED (7)

Caelan Joudrey (3rd, 2023)
Grady Wedman (8th, 2023)
Boston Tait (1st, 2024)
Daniel Vaillant (3rd, 2024)
Tobias Tvrznik (1st Import, 2025)
Darian Rolsing (1st Import, 2025)
Michal Capos (2nd Import, 2025)

SIGNED (11)

Brandon Mickelson (2025)
Josh Toll (2025)
Rui Han (2025)
Paul Wiczek (2025)
Mason Kraft (2025)
Brandon Osborne (2025)
Mathias Silaban (2025)
Sam Elliott (2025)
Alexandre Andre (2025)
Drew Smith (2025)
Blake Vanek (2025)

ACQUIRED BY TRADE (8)

Dawson Seitz (2023, from EDM)
Josh Fluker (2024, from SC)
Zane Saab (2024, from RD)
Luka Shcherbyna (2023, from SPO)
Maddix McCagherty (2024, from SC)
Shaun Rios (2024, from TC)
Blake Vanek (2025, from VAN)
Aiden Grossklaus (2025, from PEN)



WILD GAME-BY-GAME (1-4-1-1)

| Date | Opponent | Result | GWG | Opponent | Wild Goaltender | Opp. Goaltender | Record | SOG | FOW | PP | PK | Att. | Notes |
|--------|-----------------|--------|-----|--------------|---------------------------|----------------------------|---------|-------|-------|-----|-----|-------|---|
| Sep 20 | @ Everett | SOL | 4-3 | Chastko (SO) | Trvrznik (0-0-0-1, 60/64) | LeGall (1-0-0-0, 25/28) | 0-0-0-1 | 28-64 | 29-41 | 2/5 | 3/4 | 6,279 | Wild lead 3-0 in 2 nd period; Trvrznik ties club record for saves |
| Sep 27 | EVERETT | L | 4-1 | Miettinen | Trvrznik (0-1-0-1, 37/40) | LeGall (2-0-0-0, 31/32) | 0-1-0-1 | 32-41 | 30-39 | 0/6 | 2/2 | 3,519 | Grossklaus: 1 st WHL goal; 6 th -highest att ever for home opener |
| Oct 3 | VICTORIA | OTL | 5-4 | Moore | Conway (0-0-1-0, 35/40) | Eskit (2-0-1-0, 29/33) | 0-1-1-1 | 33-40 | 27-36 | 0/3 | 6/8 | 2,366 | Wild erase 2-goal 3 rd period lead; Vanek: 1 st 2 assists in WHL |
| Oct 4 | @ Tri-City | L | 3-2 | Koch | Trvrznik (0-2-0-1, 32/35) | Wendt (1-1-0-0, 26/28) | 0-2-1-1 | 28-35 | 32-36 | 1/2 | 6/6 | 4,240 | Kraft: G, A (1 st WHL goal); Koch (TC) scores 2 G in :85 of 3 rd per. |
| Oct 5 | PENTICTON | L | 5-1 | Petersen | Trvrznik (0-3-0-1, 29/33) | Reyelts (3-0-0-1, 34/35) | 0-3-1-1 | 35-34 | 30-40 | 0/7 | 6/8 | 2,223 | Vees: 3 G in 2 nd period (21-3 SOG); Wild: 22-6 SOG in 3 rd period |
| Oct 10 | @ Spokane | L | 4-0 | Mclsaac | Conway (0-1-1-0, 34/38) | Esler (3-1-0-0, 24/24) | 0-4-1-1 | 24-38 | 25-34 | 0/5 | 6/6 | 4,564 | Campion (SPO): 1 st WHL goal; SPO: 28-14 SOG after 1 st period |
| Oct 12 | SEATTLE | W | 7-3 | Kraft (1) | Trvrznik (1-3-0-1, 33/38) | Sklenicka (3-2-0-0, 32/38) | 1-4-1-1 | 39-36 | 39-39 | 3/7 | 4/4 | 2,276 | Elliott: 2 G, 4 pts (1 st WHL goal); Toll: 4 asst; Trvrznik: 1 st WHL win |
| Oct 17 | @ Vancouver | | | | | | | | | | | | |
| Oct 18 | @ Seattle | | | | | | | | | | | | |
| Oct 24 | @ Penticton | | | | | | | | | | | | |
| Oct 25 | TRI-CITY | | | | | | | | | | | | |
| Nov 1 | SASKATOON | | | | | | | | | | | | |
| Nov 2 | KAMLOOPS | | | | | | | | | | | | |
| Nov 7 | PORTLAND | | | | | | | | | | | | |
| Nov 8 | PRINCE GEORGE | | | | | | | | | | | | |
| Nov 11 | @ Seattle | | | | | | | | | | | | |
| Nov 14 | @ Portland | | | | | | | | | | | | |
| Nov 15 | PRINCE ALBERT | | | | | | | | | | | | |
| Nov 16 | @ Portland | | | | | | | | | | | | |
| Nov 22 | @ Kamloops | | | | | | | | | | | | |
| Nov 26 | VANCOUVER | | | | | | | | | | | | |
| Nov 28 | PRINCE GEORGE | | | | | | | | | | | | |
| Nov 29 | REGINA | | | | | | | | | | | | |
| Dec 2 | SWIFT CURRENT | | | | | | | | | | | | |
| Dec 5 | @ Lethbridge | | | | | | | | | | | | |
| Dec 6 | @ Medicine Hat | | | | | | | | | | | | |
| Dec 7 | @ Calgary | | | | | | | | | | | | |
| Dec 12 | TRI-CITY | | | | | | | | | | | | |
| Dec 13 | @ Tri-City | | | | | | | | | | | | |
| Dec 14 | EVERETT | | | | | | | | | | | | |
| Dec 16 | @ Seattle | | | | | | | | | | | | |
| Dec 17 | @ Everett | | | | | | | | | | | | |
| Dec 27 | @ Spokane | | | | | | | | | | | | |
| Dec 28 | SPOKANE | | | | | | | | | | | | |
| Dec 31 | SEATTLE | | | | | | | | | | | | |
| Jan 2 | PORTLAND | | | | | | | | | | | | |
| Jan 3 | @ Everett | | | | | | | | | | | | |
| Jan 4 | @ Portland | | | | | | | | | | | | |
| Jan 9 | MOOSE JAW | | | | | | | | | | | | |
| Jan 10 | @ Vancouver | | | | | | | | | | | | |
| Jan 11 | VANCOUVER | | | | | | | | | | | | |
| Jan 16 | PORTLAND | | | | | | | | | | | | |
| Jan 17 | @ Kamloops | | | | | | | | | | | | |
| Jan 18 | SEATTLE | | | | | | | | | | | | |
| Jan 23 | KAMLOOPS | | | | | | | | | | | | |
| Jan 24 | TRI-CITY | | | | | | | | | | | | |
| Jan 28 | BRANDON | | | | | | | | | | | | |
| Jan 30 | @ Portland | | | | | | | | | | | | |
| Jan 31 | @ Tri-City | | | | | | | | | | | | |
| Feb 6 | VICTORIA | | | | | | | | | | | | |
| Feb 7 | SPOKANE | | | | | | | | | | | | |
| Feb 11 | @ Kelowna | | | | | | | | | | | | |
| Feb 13 | KELOWNA | | | | | | | | | | | | |
| Feb 14 | @ Spokane | | | | | | | | | | | | |
| Feb 15 | SPOKANE | | | | | | | | | | | | |
| Feb 20 | @ Victoria | | | | | | | | | | | | |
| Feb 21 | @ Victoria | | | | | | | | | | | | |
| Feb 27 | @ Kelowna | | | | | | | | | | | | |
| Feb 28 | KELOWNA | | | | | | | | | | | | |
| Mar 1 | EVERETT | | | | | | | | | | | | |
| Mar 6 | @ Penticton | | | | | | | | | | | | |
| Mar 7 | PENTICTON | | | | | | | | | | | | |
| Mar 10 | @ Red Deer | | | | | | | | | | | | |
| Mar 11 | @ Edmonton | | | | | | | | | | | | |
| Mar 13 | @ Prince George | | | | | | | | | | | | |
| Mar 14 | @ Prince George | | | | | | | | | | | | |
| Mar 20 | EVERETT | | | | | | | | | | | | |
| Mar 21 | @ Everett | | | | | | | | | | | | |



WENATCHEE WILD HOCKEY CLUB

1300 WALLA WALLA AVE. | WENATCHEE, WA 98801 | 509-888-PUCK (7825) | WENATCHEEWILDHOCKEY.com

WILD LINES THROUGH THE SEASON

| Date | Opponent | Result | Forwards | Defensemen | Goaltenders |
|--------|-----------------|----------------|--|-------------------------------|----------------|
| Sep 20 | @ Everett | SOL 4-3 | 11 / 27 / 14 23 / 10 / 18 22 / 28 / 9 25 / 20 / 29 | 3 / 21 4 / 16 2 / 26 5 | 31 / 30 |
| Sep 27 | EVERETT | L 4-1 | 11 / 27 / 14 18 / 28 / 17 10 / 23 / 9 22 / 20 / 8 13 | 3 / 21 4 / 5 12 / 16 | 31 / 30 |
| Oct 3 | VICTORIA | OTL 5-4 | 11 / 27 / 14 18 / 28 / 17 22 / 23 / 9 10 / 20 / 25 | 3 / 21 4 / 5 12 / 26 6 | 30 / 31 |
| Oct 4 | @ Tri-City | L 3-2 | 11 / 27 / 18 10 / 28 / 17 22 / 23 / 9 13 / 20 / 8 25 | 4 / 21 12 / 26 6 | 31 / 30 |
| Oct 5 | PENTICTON | L 5-1 | 18 / 23 / 27 17 / 11 / 28 22 / 10 / 9 25 / 8 / 13 | 3 / 21 4 / 5 12 / 26 6 | 31 / 30 |
| Oct 10 | @ Spokane | L 4-0 | 18 / 11 / 27 13 / 23 / 17 20 / 10 / 9 22 / 8 / 28 | 3 / 21 4 / 5 12 / 26 6 | 30 / 31 |
| Oct 12 | SEATTLE | W 7-3 | 11 / 27 / 14 18 / 23 / 17 28 / 10 / 9 25 / 20 / 27 | 3 / 5 4 / 21 12 / 6 26 | 31 / 30 |
| Oct 17 | @ Vancouver | | | | |
| Oct 18 | @ Seattle | | | | |
| Oct 24 | @ Penticton | | | | |
| Oct 25 | TRI-CITY | | | | |
| Nov 1 | SASKATOON | | | | |
| Nov 2 | KAMLOOPS | | | | |
| Nov 7 | PORTLAND | | | | |
| Nov 8 | PRINCE GEORGE | | | | |
| Nov 11 | @ Seattle | | | | |
| Nov 14 | @ Portland | | | | |
| Nov 15 | PRINCE ALBERT | | | | |
| Nov 16 | @ Portland | | | | |
| Nov 22 | @ Kamloops | | | | |
| Nov 26 | VANCOUVER | | | | |
| Nov 28 | PRINCE GEORGE | | | | |
| Nov 29 | REGINA | | | | |
| Dec 2 | SWIFT CURRENT | | | | |
| Dec 5 | @ Lethbridge | | | | |
| Dec 6 | @ Medicine Hat | | | | |
| Dec 7 | @ Calgary | | | | |
| Dec 12 | TRI-CITY | | | | |
| Dec 13 | @ Tri-City | | | | |
| Dec 14 | EVERETT | | | | |
| Dec 16 | @ Seattle | | | | |
| Dec 17 | @ Everett | | | | |
| Dec 27 | @ Spokane | | | | |
| Dec 28 | SPOKANE | | | | |
| Dec 31 | SEATTLE | | | | |
| Jan 2 | PORTLAND | | | | |
| Jan 3 | @ Everett | | | | |
| Jan 4 | @ Portland | | | | |
| Jan 9 | MOOSE JAW | | | | |
| Jan 10 | @ Vancouver | | | | |
| Jan 11 | VANCOUVER | | | | |
| Jan 16 | PORTLAND | | | | |
| Jan 17 | @ Kamloops | | | | |
| Jan 18 | SEATTLE | | | | |
| Jan 23 | KAMLOOPS | | | | |
| Jan 24 | TRI-CITY | | | | |
| Jan 28 | BRANDON | | | | |
| Jan 30 | @ Portland | | | | |
| Jan 31 | @ Tri-City | | | | |
| Feb 6 | VICTORIA | | | | |
| Feb 7 | SPOKANE | | | | |
| Feb 11 | @ Kelowna | | | | |
| Feb 13 | KELOWNA | | | | |
| Feb 14 | @ Spokane | | | | |
| Feb 15 | SPOKANE | | | | |
| Feb 20 | @ Victoria | | | | |
| Feb 21 | @ Victoria | | | | |
| Feb 27 | @ Kelowna | | | | |
| Feb 28 | KELOWNA | | | | |
| Mar 1 | EVERETT | | | | |
| Mar 6 | @ Penticton | | | | |
| Mar 7 | PENTICTON | | | | |
| Mar 10 | @ Red Deer | | | | |
| Mar 11 | @ Edmonton | | | | |
| Mar 13 | @ Prince George | | | | |
| Mar 14 | @ Prince George | | | | |
| Mar 20 | EVERETT | | | | |
| Mar 21 | @ Everett | | | | |



WENATCHEE WILD HOCKEY CLUB

1300 WALLA WALLA AVE. | WENATCHEE, WA 98801 | 509-888-PUCK (7825) | WENATCHEEWILDHOCKEY.com

CAREER STATISTICS

| # | NAME | GP | G | A | PTS | LAST GOAL | LAST ASSIST | CURRENT POINT STREAK |
|----|--------------------|-----|----|---------|-----|-----------------|-----------------|----------------------|
| 2 | MICKELSON, Brandon | 1 | 0 | 1 | 1 | | 9/20/25 @ EVT | |
| 3 | TOLL, Josh | 6 | 0 | 5 | 5 | | 10/12/25 vs SEA | |
| 4 | TAIT, Boston | 13 | 0 | 4 | 4 | | 10/3/25 vs VIC | |
| 5 | FLUKER, Josh | 152 | 6 | 28 | 34 | 10/3/25 vs VIC | 9/27/25 vs EVT | |
| 6 | VAILLANT, Daniel | 5 | 0 | 0 | 0 | | | |
| 8 | WICZEK, Paul | 4 | 0 | 0 | 0 | | | |
| 9 | GROSSKLAUS, Aiden | 7 | 2 | 0 | 2 | 10/4/25 @ TC | | |
| 10 | McCAGHERTY, Maddix | 135 | 24 | 30 | 54 | 10/12/25 vs SEA | 3/8/25 @ TC | |
| 11 | KRAFT, Mason | 7 | 2 | 8 | 10 | 10/12/25 vs SEA | 10/12/25 vs SEA | |
| 12 | OSBORNE, Brandon | 6 | 0 | 1 | 1 | | 10/4/25 @ TC | |
| 13 | SILABAN, Mathias | 3 | 0 | 0 | 0 | | | |
| 14 | SEITZ, Dawson | 215 | 33 | 31 | 64 | 10/12/25 vs SEA | 9/20/25 @ EVT | |
| 16 | CAPOS, Michal | 2 | 0 | 0 | 0 | | | |
| 17 | VANEK, Blake | 6 | 0 | 3 | 3 | | 10/12/25 vs SEA | |
| 18 | RIOS, Shaun | 58 | 24 | 28 | 52 | 3/7/25 vs PG | 10/4/25 @ TC | |
| 20 | ANDRE, Alexandre | 6 | 0 | 0 | 0 | | | |
| 21 | ROLSING, Darian | 7 | 0 | 1 | 1 | | 10/12/25 vs SEA | |
| 22 | SAAB, Zane | 116 | 15 | 13 | 28 | 10/12/25 vs SEA | 3/7/25 vs PG | |
| 23 | ELLIOTT, Sam | 7 | 2 | 3 | 5 | 10/12/25 vs SEA | 10/12/25 vs SEA | |
| 25 | WEDMAN, Grady | 8 | 0 | 1 | 1 | | 10/12/25 vs SEA | |
| 26 | SMITH, Drew | 5 | 0 | 2 | 2 | | 10/5/25 vs PEN | |
| 27 | SHCHERBYNA, Luka | 129 | 38 | 41 | 79 | 10/12/25 vs SEA | 10/12/25 vs SEA | |
| 28 | JOUDREY, Caelan | 80 | 8 | 12 | 20 | 10/3/25 vs VIC | 2/21/25 vs SEA | |
| 29 | HAN, Rui | 3 | 0 | 0 | 0 | | | |
| 30 | CONWAY, Cal | 2 | | 0-1-1-0 | | | | CAREER: 0 assists |
| 31 | TVRZNIK, Tobias | 5 | | 1-3-0-1 | | | | CAREER: 0 assists |

^ Game-winning goal

2025-26 AWARDS LIST

PLAYER

WEEK OF

AWARD

STATS

2025 - 26 Regular Season Team Statistics

Wenatchee Wild

PLAYERS

| # | Name | Pos | GP | G | A | PTS | +/- | PIM | PPG | PPA | SH | SHA | GW | FG | IG | OT | UA | EN | SOG | SOA | SOGW | SO% | Pt/G | PIMPG | SA | SH% |
|------|-------------------|-----|----|---|---|-----|-----|-----|-----|-----|----|-----|----|----|----|----|----|----|-----|-----|------|-------|------|-------|----|------|
| * 11 | Mason Kraft | C | 7 | 2 | 8 | 10 | -1 | 2 | 1 | 5 | 0 | 0 | 1 | 1 | 0 | 0 | 0 | 0 | 1 | 1 | 0 | 100.0 | 1.00 | 0.29 | 25 | 8.0 |
| 27 | Luka Shcherbyna | RW | 7 | 5 | 1 | 6 | 0 | 2 | 1 | 1 | 0 | 0 | 0 | 0 | 0 | 0 | 0 | 0 | 1 | 1 | 0 | 100.0 | 0.00 | 0.29 | 36 | 13.9 |
| 23 | Sam Elliott | C | 7 | 2 | 3 | 5 | -5 | 2 | 1 | 2 | 0 | 0 | 0 | 1 | 0 | 0 | 0 | 0 | 0 | 0 | 0 | 0.0 | 0.00 | 0.29 | 13 | 15.4 |
| * 3 | Josh Toll | LD | 6 | 0 | 5 | 5 | -6 | 8 | 0 | 2 | 0 | 0 | 0 | 0 | 0 | 0 | 0 | 0 | 0 | 1 | 0 | 0.0 | 0.00 | 1.33 | 8 | 0.0 |
| 14 | Dawson Seitz | RW | 4 | 2 | 1 | 3 | -1 | 9 | 2 | 1 | 0 | 0 | 0 | 1 | 0 | 0 | 0 | 0 | 0 | 1 | 0 | 0.0 | 0.00 | 2.25 | 12 | 16.7 |
| * 17 | Blake Vanek | RW | 6 | 0 | 3 | 3 | -3 | 6 | 0 | 0 | 0 | 0 | 0 | 0 | 0 | 0 | 0 | 0 | 0 | 0 | 0 | 0.0 | 0.00 | 1.00 | 10 | 0.0 |
| * 9 | Aiden Grossklaus | RW | 7 | 2 | 0 | 2 | -6 | 0 | 1 | 0 | 0 | 0 | 0 | 0 | 0 | 0 | 0 | 0 | 0 | 0 | 0 | 0.0 | 0.00 | 0.00 | 18 | 11.1 |
| 10 | Maddix McCagherty | LW | 7 | 2 | 0 | 2 | -7 | 6 | 0 | 0 | 0 | 0 | 0 | 0 | 0 | 0 | 1 | 0 | 0 | 0 | 0 | 0.0 | 0.00 | 0.86 | 11 | 18.2 |
| 5 | Josh Fluker | D | 5 | 1 | 1 | 2 | 4 | 8 | 0 | 0 | 0 | 0 | 0 | 0 | 0 | 0 | 0 | 0 | 0 | 0 | 0 | 0.0 | 0.00 | 1.60 | 10 | 10.0 |
| * 26 | Drew Smith | RD | 5 | 0 | 2 | 2 | -2 | 2 | 0 | 0 | 0 | 0 | 0 | 0 | 0 | 0 | 0 | 0 | 0 | 0 | 0 | 0.0 | 0.00 | 0.40 | 3 | 0.0 |
| 18 | Shaun Rios | LW | 7 | 0 | 2 | 2 | -6 | 15 | 0 | 0 | 0 | 0 | 0 | 0 | 0 | 0 | 0 | 0 | 0 | 1 | 0 | 0.0 | 0.00 | 2.14 | 17 | 0.0 |
| * 4 | Boston Tait | D | 7 | 0 | 2 | 2 | -3 | 9 | 0 | 0 | 0 | 0 | 0 | 0 | 0 | 0 | 0 | 0 | 0 | 0 | 0 | 0.0 | 0.00 | 1.29 | 7 | 0.0 |
| 28 | Caelan Joudrey | RW | 7 | 1 | 0 | 1 | -6 | 10 | 0 | 0 | 0 | 0 | 0 | 0 | 0 | 0 | 0 | 0 | 0 | 0 | 0 | 0.0 | 0.00 | 1.43 | 7 | 14.3 |
| 22 | Zane Saab | LW | 7 | 1 | 0 | 1 | -2 | 0 | 0 | 0 | 0 | 0 | 0 | 0 | 1 | 0 | 0 | 0 | 0 | 0 | 0 | 0.0 | 0.00 | 0.00 | 7 | 14.3 |
| * 2 | Brandon Mickelson | LD | 1 | 0 | 1 | 1 | 1 | 0 | 0 | 0 | 0 | 0 | 0 | 0 | 0 | 0 | 0 | 0 | 0 | 0 | 0 | 0.0 | 1.00 | 0.00 | 0 | 0.0 |
| * 25 | Grady Wedman | LW | 5 | 0 | 1 | 1 | 0 | 4 | 0 | 0 | 0 | 0 | 0 | 0 | 0 | 0 | 0 | 0 | 0 | 0 | 0 | 0.0 | 0.00 | 0.80 | 6 | 0.0 |
| 12 | Brandon Osborne | LD | 6 | 0 | 1 | 1 | -2 | 0 | 0 | 1 | 0 | 0 | 0 | 0 | 0 | 0 | 0 | 0 | 0 | 0 | 0 | 0.0 | 0.00 | 0.00 | 8 | 0.0 |
| * 21 | Darian Rolsing | D | 7 | 0 | 1 | 1 | -2 | 2 | 0 | 0 | 0 | 0 | 0 | 0 | 0 | 0 | 0 | 0 | 0 | 0 | 0 | 0.0 | 0.00 | 0.29 | 10 | 0.0 |
| * 29 | Rui Han | LW | 1 | 0 | 0 | 0 | 0 | 0 | 0 | 0 | 0 | 0 | 0 | 0 | 0 | 0 | 0 | 0 | 0 | 0 | 0 | 0.0 | 0.00 | 0.00 | 1 | 0.0 |
| * 16 | Michal Capos | D | 2 | 0 | 0 | 0 | -1 | 6 | 0 | 0 | 0 | 0 | 0 | 0 | 0 | 0 | 0 | 0 | 0 | 0 | 0 | 0.0 | 0.00 | 3.00 | 2 | 0.0 |
| * 30 | Cal Conway | G | 2 | 0 | 0 | 0 | 0 | 0 | 0 | 0 | 0 | 0 | 0 | 0 | 0 | 0 | 0 | 0 | 0 | 0 | 0 | 0.0 | 0.00 | 0.00 | 0 | 0.0 |
| * 6 | Daniel Vaillant | D | 2 | 0 | 0 | 0 | -1 | 0 | 0 | 0 | 0 | 0 | 0 | 0 | 0 | 0 | 0 | 0 | 0 | 0 | 0 | 0.0 | 0.00 | 0.00 | 2 | 0.0 |
| * 13 | Mathias Silaban | LW | 3 | 0 | 0 | 0 | -2 | 2 | 0 | 0 | 0 | 0 | 0 | 0 | 0 | 0 | 0 | 0 | 0 | 0 | 0 | 0.0 | 0.00 | 0.67 | 1 | 0.0 |
| 8 | Paul Wiczek | C | 4 | 0 | 0 | 0 | -2 | 4 | 0 | 0 | 0 | 0 | 0 | 0 | 0 | 0 | 0 | 0 | 0 | 0 | 0 | 0.0 | 0.00 | 1.00 | 3 | 0.0 |
| * 31 | Tobias Tvrznik | G | 5 | 0 | 0 | 0 | 0 | 0 | 0 | 0 | 0 | 0 | 0 | 0 | 0 | 0 | 0 | 0 | 0 | 0 | 0 | 0.0 | 0.00 | 0.00 | 0 | 0.0 |
| * 20 | Alexandre Andre | C | 6 | 0 | 0 | 0 | 2 | 16 | 0 | 0 | 0 | 0 | 0 | 0 | 0 | 0 | 0 | 0 | 0 | 1 | 0 | 0.0 | 0.00 | 2.67 | 2 | 0.0 |

Goalies

| # | Name | GP | Mins | GA | SO | GAA | W | L | OTL | SL | SA | SVS | SV% |
|------|----------------|----|------|----|----|------|---|---|-----|----|-----|-----|-------|
| * 31 | Tobias Tvrznik | 5 | 302 | 16 | 0 | 3.18 | 1 | 3 | 0 | 1 | 207 | 191 | 0.923 |
| * 30 | Cal Conway | 2 | 121 | 9 | 0 | 4.45 | 0 | 1 | 1 | 0 | 78 | 69 | 0.885 |
| | Empty Net | 3 | 2 | | | | | | | | 2 | | |
| | Totals | 7 | 426 | 27 | 0 | 3.80 | 1 | 4 | 1 | 1 | 287 | 260 | 0.906 |

* indicates rookie

X indicates inactive

Conference Standings

Eastern Conference

| Rank | Team | GP | GR | W | L | OTL | SL | PTS | PCT | GF | GA | S/O | RW | ROW | Home | Away | P10 | STK |
|------|-----------------------|----|----|---|---|-----|----|-----|-------|----|----|-----|----|-----|---------|---------|---------|---------|
| 1 | Edmonton Oil Kings | 10 | 58 | 8 | 2 | 0 | 0 | 16 | 0.800 | 43 | 24 | 0-0 | 8 | 8 | 4-0-0-0 | 4-2-0-0 | 8-2-0-0 | 3-0-0-0 |
| 2 | Saskatoon Blades | 9 | 59 | 7 | 2 | 0 | 0 | 14 | 0.778 | 34 | 20 | 0-0 | 6 | 7 | 4-0-0-0 | 3-2-0-0 | 7-2-0-0 | 5-0-0-0 |
| 3 | Medicine Hat Tigers | 9 | 59 | 7 | 2 | 0 | 0 | 14 | 0.778 | 38 | 20 | 0-0 | 7 | 7 | 6-0-0-0 | 1-2-0-0 | 7-2-0-0 | 2-0-0-0 |
| 4 | Prince Albert Raiders | 7 | 61 | 6 | 0 | 1 | 0 | 13 | 0.929 | 32 | 16 | 0-0 | 5 | 6 | 4-0-0-0 | 2-0-1-0 | 6-0-1-0 | 6-0-1-0 |
| 5 | Swift Current Broncos | 8 | 60 | 5 | 3 | 0 | 0 | 10 | 0.625 | 30 | 32 | 0-0 | 4 | 5 | 3-2-0-0 | 2-1-0-0 | 5-3-0-0 | 1-0-0-0 |
| 6 | Moose Jaw Warriors | 9 | 59 | 4 | 4 | 1 | 0 | 9 | 0.500 | 40 | 41 | 0-0 | 4 | 4 | 2-3-1-0 | 2-1-0-0 | 4-4-1-0 | 0-2-0-0 |
| 7 | Calgary Hitmen | 7 | 61 | 4 | 3 | 0 | 0 | 8 | 0.571 | 23 | 24 | 0-0 | 4 | 4 | 3-2-0-0 | 1-1-0-0 | 4-3-0-0 | 0-1-0-0 |
| 8 | Brandon Wheat Kings | 8 | 60 | 2 | 5 | 1 | 0 | 5 | 0.313 | 32 | 42 | 0-0 | 2 | 2 | 2-4-1-0 | 0-1-0-0 | 2-5-1-0 | 1-0-0-0 |
| 9 | Lethbridge Hurricanes | 11 | 57 | 2 | 8 | 0 | 1 | 5 | 0.227 | 27 | 48 | 0-1 | 2 | 2 | 0-5-0-1 | 2-3-0-0 | 2-7-0-1 | 0-3-0-1 |
| 10 | Red Deer Rebels | 8 | 60 | 2 | 6 | 0 | 0 | 4 | 0.250 | 21 | 27 | 0-0 | 2 | 2 | 1-3-0-0 | 1-3-0-0 | 2-6-0-0 | 1-0-0-0 |
| 11 | Regina Pats | 7 | 61 | 1 | 5 | 1 | 0 | 3 | 0.214 | 20 | 29 | 0-0 | 1 | 1 | 0-3-1-0 | 1-2-0-0 | 1-5-1-0 | 0-1-1-0 |

Western Conference

| Rank | Team | GP | GR | W | L | OTL | SL | PTS | PCT | GF | GA | S/O | RW | ROW | Home | Away | P10 | STK |
|------|-----------------------|----|----|---|---|-----|----|-----|-------|----|----|-----|----|-----|---------|---------|---------|---------|
| 1 | Everett Silvertips | 8 | 60 | 7 | 0 | 1 | 0 | 15 | 0.938 | 37 | 17 | 1-0 | 5 | 6 | 3-0-1-0 | 4-0-0-0 | 7-0-1-0 | 7-0-1-0 |
| 2 | Victoria Royals | 9 | 59 | 5 | 2 | 2 | 0 | 12 | 0.667 | 39 | 36 | 1-0 | 2 | 4 | 2-1-1-0 | 3-1-1-0 | 5-2-2-0 | 2-0-1-0 |
| 3 | Penticton Vees | 9 | 59 | 5 | 2 | 1 | 1 | 12 | 0.667 | 36 | 27 | 0-1 | 5 | 5 | 3-1-1-0 | 2-1-0-1 | 5-2-1-1 | 4-0-1-1 |
| 4 | Prince George Cougars | 7 | 61 | 5 | 2 | 0 | 0 | 10 | 0.714 | 29 | 18 | 0-0 | 5 | 5 | 3-2-0-0 | 2-0-0-0 | 5-2-0-0 | 0-1-0-0 |
| 5 | Spokane Chiefs | 9 | 59 | 5 | 4 | 0 | 0 | 10 | 0.556 | 30 | 20 | 1-0 | 4 | 4 | 2-2-0-0 | 3-2-0-0 | 5-4-0-0 | 1-0-0-0 |
| 6 | Kamloops Blazers | 10 | 58 | 5 | 5 | 0 | 0 | 10 | 0.500 | 40 | 42 | 0-0 | 4 | 5 | 3-1-0-0 | 2-4-0-0 | 5-5-0-0 | 0-1-0-0 |
| 7 | Portland Winterhawks | 9 | 59 | 4 | 5 | 0 | 0 | 8 | 0.444 | 29 | 39 | 0-0 | 3 | 4 | 0-0-0-0 | 4-5-0-0 | 4-5-0-0 | 0-1-0-0 |
| 8 | Kelowna Rockets | 7 | 61 | 3 | 3 | 0 | 1 | 7 | 0.500 | 24 | 32 | 1-1 | 2 | 2 | 1-2-0-1 | 2-1-0-0 | 3-3-0-1 | 0-2-0-1 |
| 9 | Seattle Thunderbirds | 8 | 60 | 3 | 5 | 0 | 0 | 6 | 0.375 | 27 | 37 | 0-0 | 3 | 3 | 2-1-0-0 | 1-4-0-0 | 3-5-0-0 | 0-2-0-0 |
| 10 | Vancouver Giants | 9 | 59 | 3 | 6 | 0 | 0 | 6 | 0.333 | 29 | 46 | 0-0 | 2 | 3 | 1-1-0-0 | 2-5-0-0 | 3-6-0-0 | 1-0-0-0 |
| 11 | Tri-City Americans | 7 | 61 | 2 | 5 | 0 | 0 | 4 | 0.286 | 16 | 29 | 0-0 | 2 | 2 | 1-1-0-0 | 1-4-0-0 | 2-5-0-0 | 1-0-0-0 |
| 12 | Wenatchee Wild | 7 | 61 | 1 | 4 | 1 | 1 | 4 | 0.286 | 18 | 28 | 0-1 | 1 | 1 | 1-2-1-0 | 0-2-0-1 | 1-4-1-1 | 1-0-0-0 |

Division leaders (marked with a *) are automatically seeded first and second.

x = Teams who have clinched a playoff spot.

y = Teams who have clinched Division title

Leaders (Overall)

Top 20 Scorers

| Rank | Player | Team | GP | G | A | PTS |
|------|----------------------|------|----|----|----|-----|
| 1 | * JP Hurlbert | KAM | 10 | 11 | 13 | 24 |
| 2 | * Matias Vanhanen | EVT | 8 | 2 | 14 | 16 |
| 3 | Shane Smith | LET | 11 | 7 | 8 | 15 |
| 4 | Roan Woodward | VIC | 9 | 8 | 6 | 14 |
| 5 | Julius Miettinen | EVT | 7 | 7 | 7 | 14 |
| 6 | Nathan Behm | KAM | 9 | 7 | 6 | 13 |
| 7 | Luke Cozens | LET | 11 | 4 | 9 | 13 |
| 8 | Noah Kosick | SC | 8 | 3 | 10 | 13 |
| 9 | Josh Evaschesen | KAM | 9 | 3 | 10 | 13 |
| 10 | Jaxon Jacobson | BDN | 8 | 2 | 11 | 13 |
| 11 | Shea Busch | EVT | 7 | 8 | 4 | 12 |
| 12 | Miroslav Holinka | EDM | 7 | 7 | 5 | 12 |
| 13 | Hayden Moore | VIC | 9 | 5 | 7 | 12 |
| 14 | David Lewandowski | SAS | 7 | 4 | 8 | 12 |
| 15 | * Jacob Kvasnicka | PEN | 9 | 4 | 8 | 12 |
| 16 | Ryan Lin | VAN | 9 | 3 | 9 | 12 |
| 17 | Several Players Tied | | | | | 11 |

Minor Penalties

| Rank | Player | Team | GP | MinPen |
|------|----------------------|------|----|--------|
| 1 | Shane Smith | LET | 11 | 11 |
| 2 | Tarin Smith | EVT | 7 | 10 |
| 3 | Several Players Tied | | | 9 |

Power Play Goals

| Rank | Player | Team | GP | PPG |
|------|----------------------|------|----|-----|
| 1 | Roan Woodward | VIC | 9 | 7 |
| 2 | * Chase Surkan | BDN | 8 | 5 |
| 3 | Ty Halaburda | VAN | 9 | 4 |
| 4 | Dominik Petr | SAS | 9 | 4 |
| 5 | Several Players Tied | | | 3 |

Shots

| Rank | Player | Team | GP | Shots |
|------|-------------------|------|----|-------|
| 1 | * JP Hurlbert | KAM | 10 | 50 |
| 2 | Luke Mistelbacher | BDN | 8 | 42 |
| 3 | Tommy Lafreniere | KAM | 9 | 40 |
| 4 | Bryce Pickford | MH | 9 | 39 |
| 5 | Mathis Preston | SPO | 9 | 39 |

Game Winning Goals

| Rank | Player | Team | GP | GWG |
|------|----------------------|------|----|-----|
| 1 | Several Players Tied | | | 2 |

Shootout Goals

| Rank | Player | Team | SOG | SOA |
|------|----------------------|------|-----|-----|
| 1 | * Tomas Poletin | KEL | 2 | 2 |
| 2 | Several Players Tied | | | 1 |

Goals

| Rank | Player | Team | GP | G |
|------|----------------------|------|----|----|
| 1 | * JP Hurlbert | KAM | 10 | 11 |
| 2 | Roan Woodward | VIC | 9 | 8 |
| 3 | Shea Busch | EVT | 7 | 8 |
| 4 | Several Players Tied | | | 7 |

Assists

| Rank | Player | Team | GP | A |
|------|-------------------|------|----|----|
| 1 | * Matias Vanhanen | EVT | 8 | 14 |
| 2 | * JP Hurlbert | KAM | 10 | 13 |
| 3 | Jaxon Jacobson | BDN | 8 | 11 |
| 4 | Noah Kosick | SC | 8 | 10 |
| 5 | Josh Evaschesen | KAM | 9 | 10 |

Penalty Minutes

| Rank | Player | Team | GP | PIM |
|------|------------------|------|----|-----|
| 1 | Brady Ness | MJ | 9 | 28 |
| 2 | Matteo Fabrizi | LET | 11 | 28 |
| 3 | Nate Corbet | KEL | 6 | 27 |
| 4 | Shane Smith | LET | 11 | 27 |
| 5 | Chase Harrington | SPO | 9 | 23 |

Major Penalties

| Rank | Player | Team | GP | MajPen |
|------|----------------------|------|----|--------|
| 1 | Nate Corbet | KEL | 6 | 3 |
| 2 | Kaleb Hartmann | SEA | 6 | 3 |
| 3 | Several Players Tied | | | 2 |

Short Handed Goals

| Rank | Player | Team | GP | SHG |
|------|----------------------|------|----|-----|
| 1 | * Brock England | SEA | 8 | 2 |
| 2 | Several Players Tied | | | 1 |

Shooting Percentage

| Rank | Player | Team | GP | Goals | Shots | PCT |
|------|-------------------------|------|----|-------|-------|------|
| 1 | Shaeffer Gordon-Carroll | MH | 5 | 6 | 7 | 85.7 |
| 2 | * Ben Harvey | PA | 7 | 3 | 6 | 50.0 |
| 3 | Sawyer Dingman | SC | 8 | 3 | 7 | 42.9 |
| 4 | Several Players Tied | | | | | 40.0 |

Plus/Minus

| Rank | Player | Team | GP | +/- |
|------|-------------------|------|----|-----|
| 1 | Julius Miettinen | EVT | 7 | 14 |
| 2 | * Matias Vanhanen | EVT | 8 | 13 |
| 3 | Parker Alcos | EDM | 7 | 12 |
| 4 | Jonas Woo | MH | 8 | 12 |
| 5 | Bryce Pickford | MH | 9 | 11 |

Shootout Percentage

| Rank | Player | Team | SOG | SOA | SO% |
|------|----------------------|------|-----|-----|-------|
| 1 | Several Players Tied | | | | 100.0 |

Leading Goalies

Top 15 Goalies (by GAA)

| Rank | Player | Team | GP | Mins | W | L | OTL | SOL | SO | GA | GAA | SOW | SOL | SOGA | SOA | SO% | SA | SVS | SV% |
|------|-------------------|------|----|------|---|---|-----|-----|----|----|------|-----|-----|------|-----|-------|-----|-----|-------|
| 1 | Carter Esler | SPO | 6 | 360 | 4 | 2 | 0 | 0 | 2 | 8 | 1.33 | 0 | 0 | 0 | 0 | 0.000 | 172 | 164 | 0.953 |
| 2 | Evan Gardner | SAS | 6 | 347 | 5 | 1 | 0 | 0 | 1 | 9 | 1.56 | 0 | 0 | 0 | 0 | 0.000 | 156 | 147 | 0.942 |
| 3 | * Parker Snell | EDM | 5 | 300 | 5 | 0 | 0 | 0 | 1 | 8 | 1.60 | 0 | 0 | 0 | 0 | 0.000 | 119 | 111 | 0.933 |
| 4 | * Carter Casey | MH | 3 | 149 | 2 | 1 | 0 | 0 | 1 | 4 | 1.61 | 0 | 0 | 0 | 0 | 0.000 | 72 | 68 | 0.944 |
| 5 | Alexander Levshyn | PG | 3 | 180 | 3 | 0 | 0 | 0 | 0 | 5 | 1.67 | 0 | 0 | 0 | 0 | 0.000 | 79 | 74 | 0.937 |
| 6 | Raiden LeGall | EVT | 7 | 427 | 6 | 0 | 1 | 0 | 0 | 13 | 1.83 | 1 | 0 | 2 | 5 | 0.600 | 183 | 170 | 0.929 |
| 7 | Andrew Reyelts | PEN | 6 | 366 | 4 | 0 | 1 | 1 | 0 | 12 | 1.97 | 0 | 1 | 1 | 2 | 0.500 | 170 | 158 | 0.929 |
| 8 | Dimitri Fortin | PA | 3 | 181 | 2 | 0 | 1 | 0 | 0 | 6 | 1.98 | 0 | 0 | 0 | 0 | 0.000 | 63 | 57 | 0.905 |
| 9 | * Michal Orsulak | PA | 3 | 181 | 3 | 0 | 0 | 0 | 1 | 6 | 1.99 | 0 | 0 | 0 | 0 | 0.000 | 75 | 69 | 0.920 |
| 10 | * Eric Tu | CGY | 3 | 178 | 2 | 1 | 0 | 0 | 0 | 7 | 2.36 | 0 | 0 | 0 | 0 | 0.000 | 93 | 86 | 0.925 |
| 11 | Jordan Switzer | MH | 7 | 388 | 5 | 1 | 0 | 0 | 0 | 16 | 2.47 | 0 | 0 | 0 | 0 | 0.000 | 183 | 167 | 0.913 |
| 12 | * Xavier Wendt | TC | 5 | 286 | 2 | 2 | 0 | 0 | 0 | 12 | 2.52 | 0 | 0 | 0 | 0 | 0.000 | 161 | 149 | 0.925 |
| 13 | Ethan Simcoe | EDM | 5 | 296 | 3 | 2 | 0 | 0 | 0 | 13 | 2.63 | 0 | 0 | 0 | 0 | 0.000 | 142 | 129 | 0.908 |
| 14 | Ethan McCallum | SAS | 4 | 192 | 2 | 1 | 0 | 0 | 0 | 9 | 2.81 | 0 | 0 | 0 | 0 | 0.000 | 93 | 84 | 0.903 |
| 15 | Chase Wutzke | RD | 5 | 268 | 2 | 2 | 0 | 0 | 1 | 13 | 2.91 | 0 | 0 | 0 | 0 | 0.000 | 107 | 94 | 0.879 |

Wins

| Rank | Player | Team | W |
|------|----------------|------|---|
| 1 | Raiden LeGall | EVT | 6 |
| 2 | * Parker Snell | EDM | 5 |
| 3 | Evan Gardner | SAS | 5 |
| 4 | Joey Rocha | SC | 5 |
| 5 | Jordan Switzer | MH | 5 |

Saves

| Rank | Player | Team | SVS |
|------|------------------|------|-----|
| 1 | Ethan Eskit | VIC | 241 |
| 2 | Ondrej Stebeták | POR | 224 |
| 3 | Koen Cleaver | LET | 211 |
| 4 | Logan Edmonstone | KAM | 198 |
| 5 | Joey Rocha | SC | 192 |

Losses

| Rank | Player | Team | L |
|------|--------------------------|------|---|
| 1 | Ondrej Stebeták | POR | 4 |
| 2 | Koen Cleaver | LET | 4 |
| 3 | Burke Hood | VAN | 4 |
| 4 | * Leif Oaten | LET | 4 |
| 5 | Several Goaltenders Tied | | 3 |

Save Percentage

| Rank | Player | Team | GA | SVS | SV% |
|------|-------------------|------|----|-----|-------|
| 1 | Carter Esler | SPO | 8 | 164 | 0.953 |
| 2 | * Carter Casey | MH | 4 | 68 | 0.944 |
| 3 | Evan Gardner | SAS | 9 | 147 | 0.942 |
| 4 | Alexander Levshyn | PG | 5 | 74 | 0.937 |
| 5 | * Parker Snell | EDM | 8 | 111 | 0.933 |

Mins

| Rank | Player | Team | Mins |
|------|-----------------|------|------|
| 1 | Ethan Eskit | VIC | 477 |
| 2 | Ondrej Stebeták | POR | 477 |
| 3 | Raiden LeGall | EVT | 427 |
| 4 | Koen Cleaver | LET | 418 |
| 5 | Burke Hood | VAN | 396 |

Shootout Wins

| Rank | Player | Team | SOW |
|------|-----------------|------|-----|
| 1 | Raiden LeGall | EVT | 1 |
| 2 | Ethan Eskit | VIC | 1 |
| 3 | Josh Banini | KEL | 1 |
| 4 | Linus Vieillard | SPO | 1 |

Shutouts

| Rank | Player | Team | SO |
|------|--------------------------|------|----|
| 1 | Carter Esler | SPO | 2 |
| 2 | Several Goaltenders Tied | | 1 |

Shootout Percentage

| Rank | Player | Team | Saves | Att | SO% |
|------|--------------------------|------|-------|-----|-------|
| 1 | Josh Banini | KEL | 1 | 1 | 1.000 |
| 2 | Linus Vieillard | SPO | 3 | 3 | 1.000 |
| 3 | Ethan Eskit | VIC | 2 | 3 | 0.667 |
| 4 | Raiden LeGall | EVT | 3 | 5 | 0.600 |
| 5 | Several Goaltenders Tied | | | | 0.500 |

* indicates rookie

Leaders (Rookies)

Top 20 Scorers

| Rank | Player | Team | GP | G | A | PTS |
|------|-----------------------|------|----|----|----|-----|
| 1 | * JP Hurlbert | KAM | 10 | 11 | 13 | 24 |
| 2 | * Matias Vanhanen | EVT | 8 | 2 | 14 | 16 |
| 3 | * Jacob Kvasnicka | PEN | 9 | 4 | 8 | 12 |
| 4 | * Chase Surkan | BDN | 8 | 7 | 4 | 11 |
| 5 | * Yaroslav Bryzgalov | MH | 9 | 3 | 8 | 11 |
| 6 | * Timofei Runtso | VIC | 9 | 2 | 9 | 11 |
| 7 | * Colt Carter | MJ | 9 | 4 | 6 | 10 |
| 8 | * Mason Kraft | WEN | 7 | 2 | 8 | 10 |
| 9 | * Tomas Poletin | KEL | 6 | 6 | 3 | 9 |
| 10 | * Brock England | SEA | 8 | 5 | 2 | 7 |
| 11 | * Andrew O'Neill | EDM | 10 | 4 | 2 | 6 |
| 12 | * Kale Dach | CGY | 7 | 3 | 3 | 6 |
| 13 | * Stepan Kuryachenkov | SC | 7 | 3 | 3 | 6 |
| 14 | * Andrei Molgachev | CGY | 7 | 3 | 3 | 6 |
| 15 | * Landon Amrhein | CGY | 7 | 2 | 4 | 6 |
| 16 | * Callum Stone | PEN | 9 | 0 | 6 | 6 |
| 17 | Several Players Tied | | | | | 5 |

Minor Penalties

| Rank | Player | Team | GP | MinPen |
|------|----------------------|------|----|--------|
| 1 | * Dylan Dean | EDM | 8 | 9 |
| 2 | * Callum Stone | PEN | 9 | 5 |
| 3 | * Ben Bowtell | SAS | 8 | 5 |
| 4 | Several Players Tied | | | 4 |

Power Play Goals

| Rank | Player | Team | GP | PPG |
|------|-----------------------|------|----|-----|
| 1 | * Chase Surkan | BDN | 8 | 5 |
| 2 | * Stepan Kuryachenkov | SC | 7 | 3 |
| 3 | * JP Hurlbert | KAM | 10 | 3 |
| 4 | * Colt Carter | MJ | 9 | 2 |
| 5 | * Jacob Kvasnicka | PEN | 9 | 2 |

Shots

| Rank | Player | Team | GP | Shots |
|------|----------------------|------|----|-------|
| 1 | * JP Hurlbert | KAM | 10 | 50 |
| 2 | * Kade Stengrim | MH | 8 | 32 |
| 3 | * Kyle Heger | MH | 9 | 31 |
| 4 | * Brock England | SEA | 8 | 28 |
| 5 | * Yaroslav Bryzgalov | MH | 9 | 27 |

Game Winning Goals

| Rank | Player | Team | GP | GWG |
|------|----------------------|------|----|-----|
| 1 | * Colt Carter | MJ | 9 | 2 |
| 2 | * Jake Gustafson | POR | 9 | 2 |
| 3 | * Andrew O'Neill | EDM | 10 | 2 |
| 4 | Several Players Tied | | | 1 |

Shootout Goals

| Rank | Player | Team | SOG | SOA |
|------|---------------------|------|-----|-----|
| 1 | * Tomas Poletin | KEL | 2 | 2 |
| 2 | * Mason Kraft | WEN | 1 | 1 |
| 3 | * Ludovic Perreault | VIC | 1 | 1 |
| 4 | * Matias Vanhanen | EVT | 1 | 1 |

Goals

| Rank | Player | Team | GP | G |
|------|----------------------|------|----|----|
| 1 | * JP Hurlbert | KAM | 10 | 11 |
| 2 | * Chase Surkan | BDN | 8 | 7 |
| 3 | * Tomas Poletin | KEL | 6 | 6 |
| 4 | * Brock England | SEA | 8 | 5 |
| 5 | Several Players Tied | | | 4 |

Assists

| Rank | Player | Team | GP | A |
|------|----------------------|------|----|----|
| 1 | * Matias Vanhanen | EVT | 8 | 14 |
| 2 | * JP Hurlbert | KAM | 10 | 13 |
| 3 | * Timofei Runtso | VIC | 9 | 9 |
| 4 | Several Players Tied | | | 8 |

Penalty Minutes

| Rank | Player | Team | GP | PIM |
|------|-------------------|------|----|-----|
| 1 | * Kaden Meyer | CGY | 4 | 18 |
| 2 | * Dylan Dean | EDM | 8 | 18 |
| 3 | * Alexandre Andre | WEN | 6 | 16 |
| 4 | * Callum Stone | PEN | 9 | 15 |
| 5 | * Madden Tymchak | KAM | 10 | 13 |

Major Penalties

| Rank | Player | Team | GP | MajPen |
|------|----------------------|------|----|--------|
| 1 | * Kaden Meyer | CGY | 4 | 2 |
| 2 | * Alexandre Andre | WEN | 6 | 2 |
| 3 | Several Players Tied | | | 1 |

Short Handed Goals

| Rank | Player | Team | GP | SHG |
|------|-----------------|------|----|-----|
| 1 | * Brock England | SEA | 8 | 2 |
| 2 | * JP Hurlbert | KAM | 10 | 1 |

Shooting Percentage

| Rank | Player | Team | GP | Goals | Shots | PCT |
|------|------------------|------|----|-------|-------|------|
| 1 | * Ben Harvey | PA | 7 | 3 | 6 | 50.0 |
| 2 | * Tomas Poletin | KEL | 6 | 6 | 15 | 40.0 |
| 3 | * Chase Surkan | BDN | 8 | 7 | 20 | 35.0 |
| 4 | * Colt Carter | MJ | 9 | 4 | 12 | 33.3 |
| 5 | * Andrew O'Neill | EDM | 10 | 4 | 13 | 30.8 |

Plus/Minus

| Rank | Player | Team | GP | +/- |
|------|----------------------|------|----|-----|
| 1 | * Matias Vanhanen | EVT | 8 | 13 |
| 2 | * JP Hurlbert | KAM | 10 | 9 |
| 3 | * Sean Burick | PEN | 4 | 8 |
| 4 | * Jakub Seidl | EVT | 7 | 8 |
| 5 | Several Players Tied | | | 7 |

Shootout Percentage

| Rank | Player | Team | SOG | SOA | SO% |
|------|---------------------|------|-----|-----|-------|
| 1 | * Tomas Poletin | KEL | 2 | 2 | 100.0 |
| 2 | * Mason Kraft | WEN | 1 | 1 | 100.0 |
| 3 | * Ludovic Perreault | VIC | 1 | 1 | 100.0 |
| 4 | * Matias Vanhanen | EVT | 1 | 1 | 100.0 |

Leaders (Defencemen)

Top 20 Scorers

| Rank | Player | Team | GP | G | A | PTS |
|------|----------------------|------|----|---|---|-----|
| 1 | Ryan Lin | VAN | 9 | 3 | 9 | 12 |
| 2 | * Timofei Runtso | VIC | 9 | 2 | 9 | 11 |
| 3 | * Colt Carter | MJ | 9 | 4 | 6 | 10 |
| 4 | Bryce Pickford | MH | 9 | 6 | 3 | 9 |
| 5 | Bauer Dumanski | PG | 7 | 2 | 7 | 9 |
| 6 | Josh McGregor | SC | 8 | 2 | 7 | 9 |
| 7 | Grayson Burzynski | BDN | 6 | 1 | 8 | 9 |
| 8 | Giorgos Pantelas | BDN | 8 | 1 | 8 | 9 |
| 9 | Ryan Michael | KAM | 10 | 0 | 9 | 9 |
| 10 | Jonas Woo | MH | 8 | 3 | 5 | 8 |
| 11 | Aiden Ziprick | MJ | 9 | 3 | 5 | 8 |
| 12 | Carson Carels | PG | 7 | 2 | 6 | 8 |
| 13 | Daxon Rudolph | PA | 7 | 2 | 6 | 8 |
| 14 | Brayden Klimpke | SAS | 9 | 1 | 7 | 8 |
| 15 | Tarin Smith | EVT | 7 | 3 | 4 | 7 |
| 16 | Jordan Martin | SAS | 9 | 2 | 5 | 7 |
| 17 | Ethan MacKenzie | EDM | 10 | 2 | 5 | 7 |
| 18 | Veeti Väisänen | MH | 8 | 1 | 6 | 7 |
| 19 | Several Players Tied | | | | | 6 |

Minor Penalties

| Rank | Player | Team | GP | MinPen |
|------|----------------|------|----|--------|
| 1 | Tarin Smith | EVT | 7 | 10 |
| 2 | Brady Ness | MJ | 9 | 9 |
| 3 | Matteo Fabrizi | LET | 11 | 9 |
| 4 | Blake Fiddler | EDM | 8 | 7 |
| 5 | Isa Guram | KAM | 10 | 7 |

Power Play Goals

| Rank | Player | Team | GP | PPG |
|------|---------------------|------|----|-----|
| 1 | Justice Christensen | PA | 3 | 2 |
| 2 | Charlie Elick | TC | 6 | 2 |
| 3 | * Colt Carter | MJ | 9 | 2 |
| 4 | Bryce Pickford | MH | 9 | 2 |
| 5 | Aiden Ziprick | MJ | 9 | 2 |

Shots

| Rank | Player | Team | GP | Shots |
|------|-----------------|------|----|-------|
| 1 | Bryce Pickford | MH | 9 | 39 |
| 2 | Landon DuPont | EVT | 8 | 38 |
| 3 | Ethan MacKenzie | EDM | 10 | 36 |
| 4 | Tarin Smith | EVT | 7 | 33 |
| 5 | * Kyle Heger | MH | 9 | 31 |

Game Winning Goals

| Rank | Player | Team | GP | GWG |
|------|----------------------|------|----|-----|
| 1 | Will McIsaac | SPO | 7 | 2 |
| 2 | * Colt Carter | MJ | 9 | 2 |
| 3 | Several Players Tied | | | 1 |

Shootout Goals

| Rank | Player | Team | SOG | SOA |
|------|--------|------|-----|-----|
|------|--------|------|-----|-----|

Goals

| Rank | Player | Team | GP | G |
|------|----------------------|------|----|---|
| 1 | Bryce Pickford | MH | 9 | 6 |
| 2 | * Colt Carter | MJ | 9 | 4 |
| 3 | Nolan Paquette | MJ | 9 | 4 |
| 4 | Several Players Tied | | | 3 |

Assists

| Rank | Player | Team | GP | A |
|------|-------------------|------|----|---|
| 1 | Ryan Lin | VAN | 9 | 9 |
| 2 | * Timofei Runtso | VIC | 9 | 9 |
| 3 | Ryan Michael | KAM | 10 | 9 |
| 4 | Grayson Burzynski | BDN | 6 | 8 |
| 5 | Giorgos Pantelas | BDN | 8 | 8 |

Penalty Minutes

| Rank | Player | Team | GP | PIM |
|------|----------------|------|----|-----|
| 1 | Brady Ness | MJ | 9 | 28 |
| 2 | Matteo Fabrizi | LET | 11 | 28 |
| 3 | Nate Corbet | KEL | 6 | 27 |
| 4 | Tarin Smith | EVT | 7 | 20 |
| 5 | Kaleb Hartmann | SEA | 6 | 19 |

Major Penalties

| Rank | Player | Team | GP | MajPen |
|------|----------------------|------|----|--------|
| 1 | Nate Corbet | KEL | 6 | 3 |
| 2 | Kaleb Hartmann | SEA | 6 | 3 |
| 3 | Several Players Tied | | | 2 |

Short Handed Goals

| Rank | Player | Team | GP | SHG |
|------|----------------|------|----|-----|
| 1 | Will McIsaac | SPO | 7 | 1 |
| 2 | Jonas Woo | MH | 8 | 1 |
| 3 | Ryan Lin | VAN | 9 | 1 |
| 4 | Bryce Pickford | MH | 9 | 1 |
| 5 | Morgan Tastad | PEN | 9 | 1 |

Shooting Percentage

| Rank | Player | Team | GP | Goals | Shots | PCT |
|------|---------------------|------|----|-------|-------|------|
| 1 | Justice Christensen | PA | 3 | 3 | 8 | 37.5 |
| 2 | * Colt Carter | MJ | 9 | 4 | 12 | 33.3 |
| 3 | Nolan Paquette | MJ | 9 | 4 | 17 | 23.5 |
| 4 | Will McIsaac | SPO | 7 | 2 | 9 | 22.2 |
| 5 | Charlie Elick | TC | 6 | 2 | 10 | 20.0 |

Plus/Minus

| Rank | Player | Team | GP | +/- |
|------|----------------------|------|----|-----|
| 1 | Parker Alcos | EDM | 7 | 12 |
| 2 | Jonas Woo | MH | 8 | 12 |
| 3 | Bryce Pickford | MH | 9 | 11 |
| 4 | Brek Liske | EVT | 8 | 9 |
| 5 | Several Players Tied | | | 8 |

Shootout Percentage

| Rank | Player | Team | SOG | SOA | SO% |
|------|------------------|------|-----|-----|-----|
| 1 | Mazden Leslie | KEL | 0 | 1 | 0.0 |
| 2 | Brek Liske | EVT | 0 | 1 | 0.0 |
| 3 | * Timofei Runtso | VIC | 0 | 1 | 0.0 |
| 4 | * Josh Toll | WEN | 0 | 1 | 0.0 |

Specialty Team Records

Team Power Play

| Rank | Team | GP | ADV | GF | PP% | SHGA | Rank | Team | GP | TSH | PPGA | PK% | SHGF |
|------|-----------------------|----|-----|----|------|------|------|-----------------------|----|-----|------|------|------|
| 1 | Brandon Wheat Kings | 8 | 28 | 11 | 39.0 | 1 | 1 | Prince George Cougars | 7 | 30 | 2 | 93.3 | 0 |
| 2 | Prince George Cougars | 7 | 32 | 11 | 34.0 | 1 | 2 | Medicine Hat Tigers | 9 | 37 | 4 | 89.2 | 2 |
| 3 | Swift Current Broncos | 8 | 35 | 12 | 34.0 | 2 | 3 | Edmonton Oil Kings | 10 | 48 | 6 | 87.5 | 2 |
| 4 | Prince Albert Raiders | 7 | 28 | 9 | 32.0 | 0 | 4 | Wenatchee Wild | 7 | 38 | 5 | 86.8 | 0 |
| 5 | Victoria Royals | 9 | 43 | 13 | 30.0 | 0 | 5 | Spokane Chiefs | 9 | 36 | 5 | 86.1 | 1 |
| 6 | Kamloops Blazers | 10 | 43 | 12 | 27.0 | 0 | 6 | Swift Current Broncos | 8 | 33 | 5 | 84.8 | 0 |
| 7 | Saskatoon Blades | 9 | 37 | 10 | 27.0 | 0 | 7 | Prince Albert Raiders | 7 | 24 | 4 | 83.3 | 0 |
| 8 | Vancouver Giants | 9 | 23 | 6 | 26.0 | 1 | 8 | Saskatoon Blades | 9 | 30 | 5 | 83.3 | 0 |
| 9 | Medicine Hat Tigers | 9 | 33 | 8 | 24.0 | 2 | 9 | Calgary Hitmen | 7 | 28 | 5 | 82.1 | 0 |
| 10 | Everett Silvertips | 8 | 29 | 7 | 24.0 | 0 | 10 | Everett Silvertips | 8 | 39 | 7 | 82.1 | 1 |
| 11 | Moose Jaw Warriors | 9 | 34 | 8 | 23.0 | 0 | 11 | Penticton Vees | 9 | 30 | 6 | 80.0 | 2 |
| 12 | Portland Winterhawks | 9 | 37 | 8 | 21.0 | 0 | 12 | Kelowna Rockets | 7 | 24 | 6 | 75.0 | 1 |
| 13 | Penticton Vees | 9 | 31 | 6 | 19.0 | 1 | 13 | Victoria Royals | 9 | 28 | 7 | 75.0 | 0 |
| 14 | Edmonton Oil Kings | 10 | 39 | 7 | 17.0 | 1 | 14 | Kamloops Blazers | 10 | 31 | 8 | 74.2 | 2 |
| 15 | Tri-City Americans | 7 | 23 | 4 | 17.0 | 1 | 15 | Portland Winterhawks | 9 | 38 | 10 | 73.7 | 1 |
| 16 | Seattle Thunderbirds | 8 | 29 | 5 | 17.0 | 1 | 16 | Moose Jaw Warriors | 9 | 34 | 9 | 73.5 | 1 |
| 17 | Wenatchee Wild | 7 | 35 | 6 | 17.0 | 4 | 17 | Seattle Thunderbirds | 8 | 45 | 12 | 73.3 | 2 |
| 18 | Lethbridge Hurricanes | 11 | 43 | 7 | 16.0 | 0 | 18 | Red Deer Rebels | 8 | 32 | 9 | 71.9 | 0 |
| 19 | Regina Pats | 7 | 31 | 5 | 16.0 | 2 | 19 | Lethbridge Hurricanes | 11 | 44 | 13 | 70.5 | 2 |
| 20 | Kelowna Rockets | 7 | 33 | 5 | 15.0 | 0 | 20 | Tri-City Americans | 7 | 21 | 7 | 66.7 | 1 |
| 21 | Calgary Hitmen | 7 | 32 | 4 | 12.0 | 1 | 21 | Regina Pats | 7 | 23 | 8 | 65.2 | 1 |
| 22 | Red Deer Rebels | 8 | 30 | 3 | 10.0 | 1 | 22 | Brandon Wheat Kings | 8 | 28 | 10 | 64.3 | 0 |
| 23 | Spokane Chiefs | 9 | 35 | 3 | 8.0 | 1 | 23 | Vancouver Giants | 9 | 42 | 17 | 59.5 | 1 |

Team Overtime Performance

| Rank | Team | GP | W | L | SW | SL | PTS | PCT |
|------|-----------------------|----|---|---|----|----|-----|-------|
| 1 | Victoria Royals | 5 | 2 | 2 | 1 | 0 | 8 | 0.000 |
| 2 | Kamloops Blazers | 1 | 1 | 0 | 0 | 0 | 2 | 1.000 |
| 3 | Portland Winterhawks | 1 | 1 | 0 | 0 | 0 | 2 | 1.000 |
| 4 | Saskatoon Blades | 1 | 1 | 0 | 0 | 0 | 2 | 1.000 |
| 5 | Swift Current Broncos | 1 | 1 | 0 | 0 | 0 | 2 | 1.000 |
| 6 | Vancouver Giants | 1 | 1 | 0 | 0 | 0 | 2 | 1.000 |
| 7 | Everett Silvertips | 3 | 1 | 1 | 1 | 0 | 5 | 0.000 |
| 8 | Prince Albert Raiders | 2 | 1 | 1 | 0 | 0 | 3 | 0.000 |
| 9 | Calgary Hitmen | 0 | 0 | 0 | 0 | 0 | 0 | 0.000 |
| 10 | Edmonton Oil Kings | 0 | 0 | 0 | 0 | 0 | 0 | 0.000 |
| 11 | Kelowna Rockets | 2 | 0 | 0 | 1 | 1 | 3 | 0.000 |
| 12 | Lethbridge Hurricanes | 1 | 0 | 0 | 0 | 1 | 1 | 0.000 |
| 13 | Medicine Hat Tigers | 0 | 0 | 0 | 0 | 0 | 0 | 0.000 |
| 14 | Prince George Cougars | 0 | 0 | 0 | 0 | 0 | 0 | 0.000 |
| 15 | Red Deer Rebels | 0 | 0 | 0 | 0 | 0 | 0 | 0.000 |
| 16 | Seattle Thunderbirds | 0 | 0 | 0 | 0 | 0 | 0 | 0.000 |
| 17 | Spokane Chiefs | 1 | 0 | 0 | 1 | 0 | 2 | 1.000 |
| 18 | Tri-City Americans | 0 | 0 | 0 | 0 | 0 | 0 | 0.000 |
| 19 | Brandon Wheat Kings | 1 | 0 | 1 | 0 | 0 | 1 | 0.000 |
| 20 | Moose Jaw Warriors | 1 | 0 | 1 | 0 | 0 | 1 | 0.000 |
| 21 | Penticton Vees | 2 | 0 | 1 | 0 | 1 | 2 | 0.000 |
| 22 | Regina Pats | 1 | 0 | 1 | 0 | 0 | 1 | 0.000 |
| 23 | Wenatchee Wild | 2 | 0 | 1 | 0 | 1 | 2 | 0.000 |

Wenatchee Wild vs Vancouver Giants Head to Head

Summary

| Description | Result | |
|--|-------------------|-------------------|
| Head to Head Record 2025 - 26 Regular Season | Vancouver 0-0-0-0 | Wenatchee 0-0-0-0 |
| Head to Head Record 2024 - 25 Regular Season | Vancouver 2-1-1-0 | Wenatchee 2-2-0-0 |
| Last 5 Years record between teams | Vancouver 4-4-1-0 | Wenatchee 5-4-0-0 |
| Vancouver vs. Wenatchee Last 5 Years record at Vancouver | Vancouver 4-1-0-0 | Wenatchee 1-4-0-0 |
| Vancouver vs. Wenatchee Last 5 Years record at Wenatchee | Vancouver 0-3-1-0 | Wenatchee 4-0-0-0 |

Match Up

| | <u>Wenatchee</u> | <u>Vancouver</u> |
|--------------------|--------------------------------------|------------------------------------|
| Team Record | 1-4-1-1 -- 4 points | 3-6-0-0 -- 6 points |
| Division Ranking | 6th U.S. | 6th B.C. |
| Conference Ranking | 12th Western | 10th Western |
| League Ranking | 22nd | 17th |
| Past 10 Games | 1-4-1-1 | 3-6-0-0 |
| Streak | 1-0-0-0 | 1-0-0-0 |
| Last Game | 7-3 W vs Seattle (Oct 12 2025) Final | 4-1 W @ Regina (Oct 11 2025) Final |
| Home Record | 1-2-1-0 | 1-1-0-0 |
| Away Record | 0-2-0-1 | 2-5-0-0 |
| GF | 18 | 29 |
| GA | 28 | 46 |
| PP (Overall) | (6/35) 17.1% | (6/23) 26.1% |
| PP (Home) | (3/23) 13.0% | (1/3) 33.3% |
| PP (Away) | (3/12) 25.0% | (5/20) 25.0% |
| PK (Overall) | (5/38) 86.8% | (17/42) 59.5% |
| PK (Home) | (4/22) 81.8% | (2/5) 60.0% |
| PK (Away) | (1/16) 93.8% | (15/37) 59.5% |
| PP vs. Opp. | (0/0) 0% | (0/0) 0% |
| PK vs. Opp. | (0/0) 0% | (0/0) 0% |
| Leading Rookie | Kraft (2-8-10) | Chorney (3-2-5) |
| Most PIM | Andre - 16 | Skok - 16 |
| Team PIM/GM | 16.7/Game | 12.2/Game |
| Leading Scorers | | |
| Kraft (2-8-10) | Lin (3-9-12)Shcherbyna (5-1-6) | Halaburda (7-3-10)Elliott (2-3-5) |

Last 5 Games

| | | |
|-------------------|---------|---------|
| Leading After 1st | 1-1-0-1 | 0-1-0-0 |
| Leading After 2nd | 1-0-0-1 | 2-0-0-0 |
| Tied After 1st | 0-1-0-0 | 2-2-0-0 |
| Tied After 2nd | 0-1-0-0 | 0-1-0-0 |

| | | |
|------------------------|---------|---------|
| Trailing After 1st | 0-2-1-0 | 1-3-0-0 |
| Trailing After 2nd | 0-3-1-0 | 1-5-0-0 |
| Out Shooting Opponents | 1-1-0-0 | 2-1-0-0 |
| Out Shot by Opponents | 0-3-1-1 | 1-5-0-0 |
| 1 Goal Games | 0-1-1-1 | 1-1-0-0 |
| 2 Goal Games | 0-0-0-0 | 1-1-0-0 |
| 3 Goal Games | 0-1-0-0 | 1-0-0-0 |

Wenatchee Wild (1-4-1-1) vs. Vancouver Giants (3-6-0-0)
Oct 17, 2025 -- Langley Events Centre - Langley, BC

GOALIES

| # | Name | Ht | Wt | GP | W | L | OTL | SL | SO | GAA | SV% |
|----|-----------------|-----|-----|----|---|---|-----|----|----|------|-------|
| 30 | Cal Conway | 6'1 | 185 | 2 | 0 | 1 | 1 | 0 | 0 | 4.45 | 0.885 |
| 31 | Tobias Trznrnik | 6'4 | 180 | 5 | 1 | 3 | 0 | 1 | 0 | 3.18 | 0.923 |

SKATERS

| # | Name | Pos | Ht | Wt | GP | G | A | Pts. | PIM | +/- |
|----|-------------------|-----|-------|-----|----|---|---|------|-----|-----|
| 2 | Brandon Mickelson | LD | 5'10 | 170 | 1 | 0 | 1 | 1 | 0 | 1 |
| 3 | Josh Toll | LD | 6'0 | 155 | 6 | 0 | 5 | 5 | 8 | -6 |
| 4 | Boston Tait | D | 6'1" | 166 | 7 | 0 | 2 | 2 | 9 | -3 |
| 5 | Josh Fluker | D | 6'0" | 185 | 5 | 1 | 1 | 2 | 8 | 4 |
| 6 | Daniel Vaillant | D | 6'0" | 164 | 2 | 0 | 0 | 0 | 0 | -1 |
| 8 | Paul Wiczek | C | 6'4 | 209 | 4 | 0 | 0 | 0 | 4 | -2 |
| 9 | Aiden Grossklaus | RW | 5'11 | 180 | 7 | 2 | 0 | 2 | 0 | -6 |
| 10 | Maddix McCagherty | LW | 6'0 | 184 | 7 | 2 | 0 | 2 | 6 | -7 |
| 11 | Mason Kraft | C | 5'11 | 175 | 7 | 2 | 8 | 10 | 2 | -1 |
| 12 | Brandon Osborne | LD | 6'2 | 186 | 6 | 0 | 1 | 1 | 0 | -2 |
| 13 | Mathias Silaban | LW | 6'1 | 193 | 3 | 0 | 0 | 0 | 2 | -2 |
| 14 | Dawson Seitz | RW | 6'2 | 190 | 4 | 2 | 1 | 3 | 9 | -1 |
| 16 | Michal Capos | D | 6'5 | 216 | 2 | 0 | 0 | 0 | 6 | -1 |
| 17 | Blake Vanek | RW | 6'3 | 210 | 6 | 0 | 3 | 3 | 6 | -3 |
| 18 | Shaun Rios | LW | 6'0 | 198 | 7 | 0 | 2 | 2 | 15 | -6 |
| 20 | Alexandre Andre | C | 5'10 | 170 | 6 | 0 | 0 | 0 | 16 | 2 |
| 21 | Darian Rolsing | D | 6'6 | 185 | 7 | 0 | 1 | 1 | 2 | -2 |
| 22 | Zane Saab | LW | 6'0" | 180 | 7 | 1 | 0 | 1 | 0 | -2 |
| 23 | Sam Elliott | C | 6'2 | 180 | 7 | 2 | 3 | 5 | 2 | -5 |
| 25 | Grady Wedman | LW | 5'10" | 162 | 5 | 0 | 1 | 1 | 4 | 0 |
| 26 | Drew Smith | RD | 6'1.5 | 194 | 5 | 0 | 2 | 2 | 2 | -2 |
| 27 | Luka Shcherbyna | RW | 5'10 | 175 | 7 | 5 | 1 | 6 | 2 | 0 |
| 28 | Caelan Joudrey | RW | 6'4" | 172 | 7 | 1 | 0 | 1 | 10 | -6 |
| 29 | Rui Han | LW | 6'0 | 170 | 1 | 0 | 0 | 0 | 0 | 0 |

Team Staff

GOALIES

| # | Name | Ht | Wt | GP | W | L | OTL | SL | SO | GAA | SV% |
|----|----------------|-------|-----|----|---|---|-----|----|----|------|-------|
| 30 | Owen Lunneborg | 5'11" | 166 | 2 | 0 | 1 | 0 | 0 | 0 | 6.32 | 0.824 |
| 35 | Burke Hood | 6'4" | 200 | 7 | 3 | 4 | 0 | 0 | 0 | 4.55 | 0.854 |

SKATERS

| # | Name | Pos | Ht | Wt | GP | G | A | Pts. | PIM | +/- |
|----|-----------------------|-----|-------|-----|----|---|---|------|-----|-----|
| 2 | Colton Alain | D | 6'5" | 203 | 9 | 1 | 1 | 2 | 6 | -4 |
| 4 | Ryan Lin | D | 6'0" | 175 | 9 | 3 | 9 | 12 | 10 | 0 |
| 5 | Tyus Sparks | RW | 6'0" | 180 | 9 | 2 | 5 | 7 | 4 | 2 |
| 6 | Lance McCloskey | D | 6'0" | 190 | 6 | 0 | 0 | 0 | 0 | -1 |
| 7 | Ty Halaburda | RW | 5'11" | 190 | 9 | 7 | 3 | 10 | 8 | 2 |
| 8 | Aaron Obobaifo | LW | 5'10" | 173 | 9 | 1 | 2 | 3 | 12 | -7 |
| 10 | Braydon Riggall | D | 6'3" | 216 | 6 | 0 | 1 | 1 | 2 | 0 |
| 12 | Brett Olson | C | 6'2" | 188 | 9 | 0 | 2 | 2 | 8 | -6 |
| 13 | Tobias Tomik | LW | 6'2" | 198 | 9 | 3 | 2 | 5 | 0 | -2 |
| 15 | Leonardo Domenichelli | RW | 5'8" | 176 | 9 | 0 | 0 | 0 | 0 | -6 |
| 16 | Blake Chorney | C | 6'0" | 197 | 9 | 3 | 2 | 5 | 2 | 0 |
| 17 | Luca Pura | LW | 6'2" | 187 | 3 | 0 | 0 | 0 | 0 | -1 |
| 19 | Cameron Schmidt | RW | 5'8" | 158 | 8 | 3 | 7 | 10 | 10 | -3 |
| 20 | Jakob Oreskovic | C | 6'1" | 190 | 9 | 3 | 2 | 5 | 0 | -1 |
| 21 | Adam Tittbach | C | 5'9" | 168 | 9 | 2 | 5 | 7 | 10 | -1 |
| 23 | Richard Wonyeneh | LW | 6'0" | 187 | 3 | 0 | 1 | 1 | 0 | 0 |
| 25 | Kolby Gapter | D | 6'1" | 200 | 4 | 0 | 0 | 0 | 4 | -3 |
| 27 | Ethan Mittelsteadt | LD | 6'0 | 190 | 3 | 1 | 0 | 1 | 0 | -1 |
| 28 | Torretto Marrelli | LW | 5'10" | 179 | 8 | 0 | 1 | 1 | 6 | 0 |
| 34 | Jan Skok | D | 6'1" | 200 | 9 | 0 | 0 | 0 | 16 | -2 |
| 36 | Caden Cail | RW | 6'2" | 195 | 4 | 0 | 1 | 1 | 2 | 0 |
| 44 | Marek Howell | D | 6'4" | 206 | 9 | 0 | 1 | 1 | 8 | 1 |

Team Staff

| | |
|-------------------|-----------------|
| Hnat Domenichelli | General Manager |
| Parker Burgess | Head Coach |